

global furniture group

effective October 2018
rev. January 1, 2020

EXPRESS
programs

FOR CURRENT
PRICING, PLEASE
REFER TO THE
ONLINE EXPRESS PDF.



National Stocking Program +
2 Day Lightning Program



National Stocking Program +
2 Day Ship Program

What’s INstock?



When you see this symbol or **BLUE** text, the adjacent product is a Global stocked product.



When you see this symbol or **ORANGE** text, the adjacent product is an Offices To Go stocked product.

Quick Ship Options



Global seating shown with this symbol can be custom ordered in hundreds of textiles. Best of all, your finished product will ship from our factories in as little as 2 days! See page 148-149 for more details.



Offices To Go seating shown with this symbol can be custom ordered in hundreds of textiles. Best of all, your finished product will ship from our factories in as little as 2 days! See page 150-151 for more details.

Symbols and Identification



When you see this symbol, the adjacent product is suitable for UPS shipment.



All Global products are protected by a comprehensive Lifetime Warranty. See page 144 for more details.



All Offices To Go products are protected by a comprehensive Five Year Warranty. See page 144 for more details.

level Certification



level™ certification, based on the ANSI/BIFMA e3-2012 furniture sustainability standard, sets furniture manufacturers on a path toward greater sustainability over time. Based on environmental and social criteria set forth in the standard, a product’s entire supply chain is assessed.



Greenguard Certification



The GREENGUARD mark means that a product has been tested using stringent environmental chamber methods and found to meet GREENGUARD’s Indoor Air Quality Standards. GREENGUARD Certified Products are low emitting and contribute minimal levels of pollutants to indoor environment.



SEATING

Conference + Management 52-71
Drafting 50-51
Guest 78-84
Lounge 72-77
Nesting 84-85
Stack..... 86-95
Work + Task 14-49

DESKS + WORKSTATIONS

Adaptabilities 100-103
Genoa..... 104-107
Intelli Beam..... 108-111
Offices To Go Superior Laminate 118-131
Offices To Go Ventnor Wood Veneer..... 132-139
Princeton 96-99
Productivity Solutions 143

TABLES

Boat Shaped Boardroom Tables..... 116-117
Foli Height Adjustable Tables..... 112
Racetrack Boardroom Tables..... 114-115
Offices To Go Boardroom Tables 131
Offices To Go Height Adjustable Tables 113

FILING + STORAGE


1900 Series Pedestals 142
1900 Plus Lateral 140
2500 Vertical..... 141
9300 Plus Lateral..... 140
File Buddy..... 143
G Series Pedestals 142
Storage Cabinets..... 141

REFERENCE

Ergonomics 146-147
Global 2 Day Lightning..... 148-149
Green Story 145
Offices To Go 2 Day Ship 150-151
Textiles + Finishes 152-160
Warranty (Global and Offices To Go)..... 144

Why wait when you can have it all now!

Inside, you will find numerous workplace furniture solutions — seating, desks, files, tables and accessories — all at different price points — **and all available for quick delivery!**



While we offer many additional products in a wide array of styles and colors, every item shown in this guide can be delivered to you in as little as a few days. Each product is listed with the model number and stocked textile(s) and/or finish(es).

Whether you order a chair, a bank of files or a complete office, our network of dealers can provide you with whatever you need, when you need it... just ask!



Seating at a Glance — MESH Work + Task

Seating identified in **BLUE** text is a Global stocked product. Seating identified in **ORANGE** text is an Offices To Go stocked product.



OTG11642B
p49 | \$260



OTG11922B
p48, 49 | \$285



OTG11514B
p37 | \$325



OTG11921B
p48 | \$340



OTG11320B
p46 | \$350



OTG12112B
p44 | \$365



OTG11647B
p44 | \$370



OTG11920B
p48 | \$390



OTG11641B
p44 | \$410



OTG11328B
p43 | \$415



OTG10904B
p42 | \$450



OTG11686B
p39 | \$435



OTG12110B
p41 | \$440



OTG11516B
p37 | \$455



OTG11865B
p41 | \$460



OTG11692
p40 | \$450



OTG11685B
p39 | \$490



OTG11980B
p38 | \$515



OTG11769B
p37 | \$550



OTG3191
p36 | \$540



OTG11325B
p25 | \$570



Weev - 2221-4
p27 | \$561



OTG2801
p33 | \$590

Seating at a Glance — MESH Work + Task

Seating identified in **BLUE** text is a Global stocked product. Seating identified in **ORANGE** text is an Offices To Go stocked product.



OTG2803
p32 | \$615



Tye - 1951-4
p30 | \$618



Tye - 1950-4
p30 | \$646



Vion - 6321-4(C)
p22 | \$656



Weev - 2221-3
p27 | \$658



OTG3101
p28 | \$660



Graphic - 2738MB
p24 | \$660



Vion - 6322-8
p22 | \$695



OTG3103
p21 | \$695



Roma - 1906
p24 | \$700



Vion - 6321-8
p22 | \$733



OTG2821
p25 | \$740



Vion - 6322-OFAFG
p23 | \$750



Looover - 2662-8
p20 | \$760



Alero - 1961-3
p27 | \$784



Vion - 6321-OFAFG
p23 | \$788



Looover - 2661-8
p20 | \$795

Seating at a Glance — Work + Task

Seating identified in **BLUE** text is a Global stocked product. Seating identified in **ORANGE** text is an Offices To Go stocked product.



OTG11343B
p49 | \$210



OTG11650
p49 | \$255



Goal - 2239-6
p35 | \$284



OTG11612B
p46 | \$325



OTG11850B
p45 | \$345



OTG11651
p47 | \$330



OTG11652
p47 | \$355



OTG11715B
p45 | \$390



Goal - 2237-6
p35 | \$368



OTG11631B
p43 | \$420



OTG11950B
p42 | \$440



Goal - 2237-5
p35 | \$442



Graham - 3144
p31 | \$561



OTG11653
p34 | \$565



Goal - 2237-3
p35 | \$562



OTG11710
p29 | \$660



Supra X - 5336-3
p26 | \$679



Truform - 5451-8
p19 | \$680



Truform - 5451-3
p19 | \$680



Truform - 5450-8
p19 | \$709



Truform - 5450-3
p19 | \$709



OTG2913
p16 | \$740



Granada - 3212
p14 | \$754



Synopsis - 5081-3
p17 | \$800

Seating at a Glance — Work + Task / Drafting

Seating identified in **BLUE** text is a Global stocked product. Seating identified in **ORANGE** text is an Offices To Go stocked product.



Truform TS - TS5451-3
p18 | \$803



Truform TS - TS5450-3
p18 | \$832



Goal - 2236-6
p35, 51 | \$421



Tye - 1924-6
p30, 51 | \$564



Tye - 1922-6
p30, 51 | \$642



Truform TS - S5458-6
p18, 51 | \$987



Granada - 3217
p14 | \$847



Synopsis - 5080-3
p17 | \$884



OTG11600
p50 | \$210Shown with OTG11642B
Price is base ring & cylinder ONLY



OTG11600
p50 | \$210Shown with OTG11650
Price is base ring & cylinder ONLY



OTG11600
p50 | \$210Shown with OTG11343B
Price is base ring & cylinder ONLY



OTG11600
p50 | \$210Shown with OTG11922B
Price is base ring & cylinder ONLY



Malaga - 3141-3
p14 | \$970



Aspen - 2852-3
p15 | \$975



Drafting Stool Kit - 2241
p51 | \$286



Drafting Stool Kit - 2243
p51 | \$443



Aspen - 2851-3
p15 | \$1004



Malaga - 3140-3
p14 | \$1062

Seating at a Glance — Conference + Management

Seating identified in **BLUE** text is a Global stocked product. Seating identified in **ORANGE** text is an Offices To Go stocked product.



OTG10900B
p69 | \$225

OTG10901B
p68 | \$250

OTG10902B
p69 | \$250



OTG11776B
p67 | \$265

OTG11782B
p67 | \$335

OTG11617B
p66 | \$370



OTG13026B
p70 | \$330

OTG11750B
p68 | \$335

OTG11657B
p64 | \$420



OTG11975B
p66 | \$380

Arno - 4003
p71 | \$396

OTG11858B
p58 | \$480



OTG11790B
p64 | \$505

Solar - 8456
p57 | \$800

Solar - 8457
p57 | \$877



OTG11618B
p61 | \$485

OTG11734B
p62 | \$485

OTG2788
p65 | \$465



Global Accord - 2677-4
p54 | \$1014

Global Accord - 2676-4
p54 | \$1055



OTG11786B
p63 | \$515

OTG11730B
p62 | \$520

Supra - 5331-4
p59 | \$498

Seating at a Glance — Conference + Management

Seating identified in **BLUE** text is a Global stocked product. Seating identified in **ORANGE** text is an Offices To Go stocked product.



OTG2701
p60 | \$505

Synopsis - 5091-4
p57 | \$518

OTG11300B
p61 | \$550

OTG2700
p60 | \$525

Supra - 5330-4
p59 | \$533

OTG11648B
p58 | \$575



Synopsis - 5090-4
p57 | \$552

Tamiri - 4527
p53 | \$618

Tamiri - 4526
p53 | \$708

Luray - 6462
p56 | \$890 (Grade 1) / \$941 (Grade 2)

Luray - 6461
p56 | \$918 (Grade 1) / \$974 (Grade 2)

Global Accord - 2671-4
p55 | \$979



Global Accord - 2670-4
p55 | \$1011

Arturo - 3992
p53 | \$1047

Softcurve - 4697LM-4
p52 | \$1087

Arturo - 3991
p53 | \$1132

Softcurve - 4696LM-4
p52 | \$1154


Softcurve - 4690LM-3
p52 | \$1221




Concorde - 2424-18
p52 | \$3226

Seating at a Glance — Guest


Seating identified in **BLUE** text is a Global stocked product. Seating identified in **ORANGE** text is an Offices To Go stocked product.




OTG11761B
p83 | \$245




OTG11760B
p83 | \$260




OTG11923B
p48, 83 | \$285




OTG11740B
p82 | \$300




OTG3915B
p84 | \$305




OTG13050B
p70, 82 | \$330




OTG11512B
p82 | \$335




OTG11770B-ES
p84 | \$345




OTG11770B-CX
p84 | \$345




OTG11892
p81 | \$340




Sidero - 6901
p79 | \$372




Arno - 4004
p71 | \$396




OTG2782
p80 | \$400




OTG11820B-CX
p82 | \$430




OTG11820B-TH
p82 | \$430




Sidero - 6900
p79 | \$412




Supra - 5332
p59 | \$415




OTG2809
p78 | \$455



Tye - 1953
p30 | \$479




Vlon - 6325FO
p22 | \$547




Tamiri - 4522
p53 | \$556

Seating at a Glance — Nesting + Stack

Seating identified in **BLUE** text is a Global stocked product. Seating identified in **ORANGE** text is an Offices To Go stocked product.




OTG11341B
p84 | \$355




OTG11340B
p84 | \$400



Roma Nester - 1899
p24, 85 | \$567



OTG11934
p93 | \$140



OTG11310B
p95 | \$160



Popcorn - 6711
p89 | \$160



OTG1221B
p94 | \$175



OTG11697
p91 | \$170




OTG11700
p94 | \$180




OTG2748B
p92 | \$180




OTG1220B
p94 | \$190



Duet - 6621
p88 | \$182



OTG11704
p90 | \$200




OTG11703
p90 | \$225



Sonic - 6508
p87 | \$231




Popcorn - 6710
p89 | \$242




Duet - 6620
p88 | \$257



Bakhita - 6751
p86 | \$273



Sonic - 6513
p87 | \$282



Bakhita - 6750
p86 | \$304

Seating at a Glance — Lounge

Seating identified in **BLUE** text is a Global stocked product. Seating identified in **ORANGE** text is an Offices To Go stocked product.

GLOBAL - CITI



Citi - 7875
p72 | \$1064



Citi - 7876
p72 | \$1437



Citi - 7877
p73 | \$1809



Citi - 7894
p73 | \$1167



Citi - 7885
p73 | \$580

OFFICES TO GO - MODULAR LOUNGE



OTG5002
p75 | \$165



OTG5002C
p75 | \$165



OTG5003
p75 | \$225



OTG5004
p75 | \$375



OTG5001NA
p75 | \$580

OFFICES TO GO - MODULAR OTTOMANS



OTG13012
p77 | \$360




OTG13011
p77 | \$465




OTG13010
p77 | \$570

Seating at a Glance — Accessories


Seating identified in **BLUE** text is a Global stocked product. Seating identified in **ORANGE** text is an Offices To Go stocked product.




OTG11924
p48, 49, 83 | \$80
Available on OTG11922B, and OTG11923B only.




OTG11620
p49 | \$90Available on OTG11642B, OTG11650 and OTG11343B only.




OTG10700
p95 | \$50




OTG10701
p95 | \$50



Drafting Stool Kit - OTG11600
p50 | \$210Available on OTG11922B, OTG11642B, OTG11650 and OTG11343B only.



Drafting Stool Kit - 2241
p51 | \$286



Drafting Stool Kit - 2243
p51 | \$443



Malaga — 3140-3
High Back Multi-Tilter
\$1062
Dimensions: 26w x 25d x 41h
Ergonomic Features: A, B, C, D, E, F, G, H, M, N, Q, S (page 147)
Shown in Sprinkle, Graphite (S111).



Malaga — 3141-3
Low Back Multi-Tilter
\$970
Dimensions: 26w x 24d x 37h
Ergonomic Features: A, B, C, D, E, F, G, H, M, N, Q, S (page 147)
Shown in Sprinkle, Graphite (S111).

SAME DAY/NEXT DAY
Instock
LOCAL SHIPPING

INSTOCK TEXTILES

SPRINKLE



S110 Black



S111 Graphite





Granada — 3217
High Back Multi-Tilter
\$847
Dimensions: 26w x 24.5d x 43h
Ergonomic Features: A, B, C, D, E, F, G, H, M, N, Q, S (page 147)
Shown in Sprinkle, Graphite (S111).



Granada — 3212
Low Back Multi-Tilter
\$754
Dimensions: 26w x 24d x 40h
Ergonomic Features: A, B, C, D, E, F, G, H, M, N, Q, S (page 147)
Shown in Sprinkle, Graphite (S111).

SAME DAY/NEXT DAY
Instock
LOCAL SHIPPING

INSTOCK TEXTILES

SPRINKLE



S106 Sapphire



S110 Black



S111 Graphite





Aspen — 2851-3
High Back Multi-Tilter
\$1004
Dimensions: 25w x 24d x 41h
Ergonomic Features: A, B, C, D, E, F, G, H, M, N, Q, S (page 147)
Shown in Jenny, Charcoal (JN11).



Aspen — 2852-3
Medium Back Multi-Tilter
\$975
Dimensions: 25w x 24d x 37h
Ergonomic Features: A, B, C, D, E, F, G, H, M, N, Q, S (page 147)
Shown in Jenny, Charcoal (JN11).

SAME DAY/NEXT DAY
Instock
LOCAL SHIPPING

INSTOCK TEXTILES

JENNY



JN11 Charcoal





2851-3 High Back Multi-Tilter
Shown in Jenny, Charcoal (JN11).

global **2daylightning** color
SHIPS FROM THE FACTORY IN 2 DAYS!

In addition to these products (Malaga) being INstock (shown above) and available now, you can customize many models in this series and have them shipped in as little as 2 business days! See page 148-149 for more information. Available models are listed below:

| 2DAY LIGHTNING Models - Malaga | |
|--------------------------------|--------------------------|
| MODEL | LIST PRICE (starting at) |
| 3140-0..... | \$1062 |
| 3140-3..... | \$1062 |
| 3141-0..... | \$970 |
| 3141-3..... | \$970 |



Malaga 3140-3 High Back Multi-Tilter
Shown in Sprinkle, Sapphire (S106).



Malaga 3141-0 Low Back Synchro-Tilter with
Back Angle Adjustment.
Shown in Imprint, Ocean (IM75).



2851-3 High Back Multi-Tilter
Shown in Imprint, Paprika (IM81).



2851-3 High Back Multi-Tilter
Shown in Genuine Leather, Chamois (459).

global **2daylightning** color
SHIPS FROM THE FACTORY IN 2 DAYS!

In addition to these products being INstock (shown above) and available now, you can customize many models in this series and have them shipped in as little as 2 business days! See page 148-149 for more information. Available models are listed below:

| 2DAY LIGHTNING Models - Aspen | |
|-------------------------------|--------------------------|
| MODEL | LIST PRICE (starting at) |
| 2851-3..... | \$1004 |
| 2851LM-3 (black only)..... | \$1554 |
| 2852-3..... | \$975 |
| 2852LM-3 (black only) | \$1492 |



OTG2913
Luxhide Multi-Tilter Chair
\$740
Dimensions: 25w x 24d x 41h
Ergonomic Features: A, B, C, D, E, G, H, M, N, Q, S (page 147)
Black luxhide upholstery with mock leather trim (stocked) • Pneumatic seat height adjustment • Height and width adjustable armrests • Infinite seat lock with tilt tension adjustment • Back angle adjustment • Back height adjustment via internal ratchet • Forward tilt control • Seat depth adjustment • Seat slider • Twin wheel carpet casters • Soft casters (OTG10701) are available (p 95)
Shown in Luxhide, Black (BL20).



OTG2913 Multi-Tilter Chair
Shown in Luxhide, Black (BL20).



Synopsis — 5080-3
High Back Multi-Tilter
\$884
Dimensions: 24w x 25d x 46h
Ergonomic Features: A, B, C, D, E, G, H, M, N, Q, S (page 147)
Shown in Urban, Granite Rock (UR20).



Synopsis — 5081-3
Medium Back Multi-Tilter
\$800
Dimensions: 24w x 25d x 42h
Ergonomic Features: A, B, C, D, E, G, H, M, N, Q, S (page 147)
Shown in Urban, Granite Rock (UR20).



5081-3 Medium Back Multi-Tilter
Shown in Urban, Granite Rock (UR20).

SAME DAY/NEXT DAY
INstock
LOCAL SHIPPING

INSTOCK TEXTILE
LUXHIDE
BL20 Black



Offices
To Go
2dayship
SHIPS FROM THE FACTORY IN 2 DAYS!

In addition to this product being INstock (shown above) and available now, you can customize this model and have it shipped in as little as 2 business days (\$55 upcharge included in pricing below)! See page 150-151 for more information. Available model is listed below:

| 2DAY SHIP Model | |
|-----------------|------------|
| MODEL | LIST PRICE |
| OTG2913..... | \$795 |



OTG2913 Multi-Tilter Chair
Shown in Carerra, Zest (CE84).



OTG2913 Multi-Tilter Chair
Shown in Carerra, Ink (CE95).

SAME DAY/NEXT DAY
INstock
LOCAL SHIPPING

INSTOCK TEXTILES
URBAN
UR20 Granite Rock
UR22 Black Coal



See additional Synopsis models under
Conference + Management (page 57).



5080-3 High Back Multi-Tilter
Shown in Sprinkle, Jade (S107).



5081-3 Medium Back Multi-Tilter
Shown in Silhouette, Verdant (SL24).

global **2daylightning**
SHIPS FROM THE FACTORY IN 2 DAYS!

In addition to these products being INstock (shown above) and available now, you can customize many models in this series and have them shipped in as little as 2 business days! See page 148-149 for more information. Available models are listed below:

| 2DAY LIGHTNING Models - Synopsis | |
|----------------------------------|--------------------------|
| MODEL | LIST PRICE (starting at) |
| 5080-0 | \$884 |
| 5080LM-0 (black only)..... | \$1388 |
| 5081-0 | \$800 |
| 5081LM-0 (black only)..... | \$1242 |
| 5080-3 | \$884 |
| 5080LM-3 (black only)..... | \$1388 |
| 5081-3 | \$800 |
| 5081LM-3 (black only)..... | \$1242 |
| 5090-4 | \$552 |
| 5090LM-4 (black only)..... | \$1044 |
| 5091-4 | \$518 |
| 5091LM-4 (black only)..... | \$951 |



Truform TS — TS5450-3
High Back Multi-Tilter Heavy Duty
\$832
Dimensions: 26w x 25d x 42h
Ergonomic Features: A, B, C, D, E, G, H, M, N, Q, S (page 147)
Shown in Jenny, Ebony (JN02).



Truform TS —S5458-6
Medium Back Heavy Duty Drafting Chair
\$987
Dimensions: 26w x 25d x 43h
Ergonomic Features: A, B, C, J, M, N (page 147)
Shown in Jenny, Ebony (JN02).



Ratchet back adjustment



Seat depth adjustment



Height adjustable arms



Width adjustable arms



Truform TS —TS5451-3
Medium Back Multi-Tilter Heavy Duty
\$803
Dimensions: 26w x 25d x 38.5h
Ergonomic Features: A, B, C, D, E, G, H, M, N, Q, S (page 147)
Shown in Jenny, Ebony (JN02).

SAME DAY/NEXT DAY
INstock
LOCAL SHIPPING

INSTOCK TEXTILE

JENNY

JN02 Ebony

TS stands for “Three Shift” and each of the TS models are rated for 24-7 applications as well as weight rated up to 350 pounds.



Truform —5450-3
High Back Multi-Tilter
\$709
Dimensions: 26w x 25d x 42h
Ergonomic Features: A, B, C, D, E, G, H, M, N, Q, S (page 147)
Shown in Jenny, Ebony (JN02).



Truform —5450-8
High Back Weight Sensing Synchro-Tilter
\$709
Dimensions: 26w x 25d x 41.5h
Ergonomic Features: A, B, C, D, E, H, L, M, N, Q (page 147)
Shown in Jenny, Ebony (JN02).



Truform —5451-3
Medium Back Multi-Tilter
\$680
Dimensions: 26w x 25d x 38.5h
Ergonomic Features: A, B, C, D, E, G, H, M, N, Q, S (page 147)
Shown in Jenny, Ebony (JN02).



Truform —5451-8
Medium Back Weight Sensing Synchro-Tilter
\$680
Dimensions: 26w x 25d x 38h
Ergonomic Features: A, B, C, D, E, H, L, M, N, Q (page 147)
Shown in Jenny, Ebony (JN02).

SAME DAY/NEXT DAY
INstock
LOCAL SHIPPING

INSTOCK TEXTILE

JENNY

JN02 Ebony

global **2daylightning**
SHIPS FROM THE FACTORY IN 2 DAYS!

In addition to these products being INstock (shown above) and available now, you can customize many models in this series and have them shipped in as little as 2 business days! See page 148-149 for more information. Available models are listed below:

| 2DAY LIGHTNING Models - Truform TS | |
|------------------------------------|--------------------------|
| MODEL | LIST PRICE (starting at) |
| S5457-6..... | \$851 |
| S5458-6..... | \$987 |
| TS5450-3..... | \$832 |
| TS5451-3..... | \$803 |

Truform models may have textile exceptions. Please confirm textile selection with customer care prior to placing a 2 day order.



TS5450-8 High Back Heavy Duty Weight Sensing Synchro-Tilter Shown in Jenny, Ebony (JN02).

global **2daylightning**
SHIPS FROM THE FACTORY IN 2 DAYS!

In addition to these products being INstock (shown above) and available now, you can customize many models in this series and have them shipped in as little as 2 business days! See page 148-149 for more information. Available models are listed below:

| 2DAY LIGHTNING Models - Truform | |
|---------------------------------|--------------------------|
| MODEL | LIST PRICE (starting at) |
| 5450-0..... | \$709 |
| 5450-3..... | \$709 |
| 5450-4..... | \$630 |
| 5450-8..... | \$709 |
| 5451-0..... | \$680 |
| 5451-3..... | \$680 |
| 5451-4..... | \$601 |
| 5451-8..... | \$680 |



5450-8 High Back Weight Sensing Synchro-Tilter Shown in Jenny, Ebony (JN02).



Loover — 2661-8
Mesh High Back Weight Sensing Synchro-Tilter
\$795
Dimensions: 25.5w x 24d x 42.5h
Ergonomic Features: A, B, C, D, E, H, L, M, N, Q, R (page 147)
Shown in Urban, Granite Rock (UR20).



Loover — 2662-8
Mesh Medium Back Weight Sensing Synchro-Tilter
\$760
Dimensions: 25.5w x 25d x 39.5h
Ergonomic Features: A, B, C, D, E, H, L, M, N, Q, R (page 147)
Shown in Urban, Granite Rock (UR20).



2662-8 Medium Back Weight-Sensing Synchro-Tilter Chair
Shown in Urban, Granite Rock (UR20) with Vue Mesh, Coal Black (VU19) mesh back.

SAME DAY/NEXT DAY
INstock
LOCAL SHIPPING

INSTOCK TEXTILES

URBAN



UR20 Granite Rock



UR22 Black Coal

MESH



VU19 Vue Mesh Coal Black



OTG3103
Mesh Back Multi-Function Chair
\$695
Dimensions: 26W x 27D x 39.5H
Ergonomic Features: A, B, C, E, G, H, M, N, S (page 147)
Black mesh back with breathable Black mesh fabric seat (stocked) • Pneumatic seat height adjustment • Height adjustable arms • Multi-function mechanism with seat depth adjustment • Back angle adjustment • Forward tilt mechanism • Seat slider mechanism • Infinite seat tilt lock with tilt tension adjustment • Height and depth adjustable lumbar support • Twin wheel carpet casters • Soft casters (OTG10701) are available (page 95)
Shown in Black mesh back with breathable Black air mesh fabric seat.

See coordinating Synchro-Tilter Chair (page 28).



OTG3103 Mesh Back Multi-Function Chair
Shown in Black mesh back with air mesh fabric seat.

SAME DAY/NEXT DAY
INstock
LOCAL SHIPPING

INSTOCK TEXTILE

MESH



Black Mesh



global **2daylightning** color
SHIPS FROM THE FACTORY IN 2 DAYS!

In addition to these products being INstock (shown above) and available now, you can customize many models in this series and have them shipped in as little as 2 business days! See page 148-149 for more information. Available models are listed below:

2DAY LIGHTNING Models - Loover

| MODEL | LIST PRICE (starting at) |
|-------------|--------------------------|
| 2661-0..... | \$795 |
| 2661-3..... | \$795 |
| 2661-4..... | \$698 |
| 2661-8..... | \$795 |
| 2662-0..... | \$760 |
| 2662-3..... | \$760 |
| 2662-4..... | \$675 |
| 2662-8..... | \$760 |

2DAY LIGHTNING models are available in five Vue Mesh colors:



Sandy Beach (VU10)



Desert Sand (VU11)



Quarry Grey (VU15)



Tidal Wave (VU16)



Coal Black (VU19)



OTG3103 Mesh Back Multi-Function Chair
Shown in Urban, Black (UR22).



OTG3103 Mesh Back Multi-Function Chair
Shown in Urban, Black (UR22).

Offices To Go **2dayship** color
SHIPS FROM THE FACTORY IN 2 DAYS!

In addition to this product being INstock (shown above) and available now, you can customize this model and have it shipped in as little as 2 business days (\$55 upcharge included in pricing below)! See page 150-151 for more information. Available model is listed below:

2DAY SHIP Model

| MODEL | LIST PRICE |
|--------------|------------|
| OTG3103..... | \$750 |

2 Day Ship Program is limited to 50 pieces per model.



Vion — 6321-8
Mesh High Back Weight Sensing Synchro-Tilter
\$733
Dimensions: 25.5w x 24d x 40h
Ergonomic Features: A, B, C, E, H, L, M, N, Q
(page 147)
Shown in Urban, Black Coal (UR22)



Vion — 6321-4(C)
Mesh High Back Tilter with Fixed Arms (C)
\$656
Dimensions: 25.5w x 24d x 39.25h
Ergonomic Features: A, B, C, E, H, M, N, Q, S
(page 147)
Shown in Urban, Black Coal (UR22).



Height adjustable arms



Width adjustable arms



Seat depth adjustment



Vion — 6322-8
Mesh Medium Back Weight Sensing Synchro-Tilter
\$695
Dimensions: 25.5w x 24d x 38h
Ergonomic Features: A, B, C, E, H, L, M, N, Q
(page 147)
Shown in Urban, Black Coal (UR22)

SAME DAY/NEXT DAY
INstock
LOCAL SHIPPING

INSTOCK TEXTILES

URBAN



UR20 Granite Rock



UR22 Black Coal

MESH



MS69 Black Vion Mesh



In addition to these products being INstock (shown above) and available now, you can customize many models in this series and have them shipped in as little as 2 business days! See page 148-149 for more information. Available models are listed below:

2DAY LIGHTNING Models - Vion

| MODEL | LIST PRICE (starting at) |
|---------------|--------------------------|
| 6321-0..... | \$733 |
| 6321-3..... | \$733 |
| 6321-4..... | \$656 |
| 6321-8..... | \$733 |
| 6322-0..... | \$695 |
| 6322-3..... | \$695 |
| 6322-4..... | \$617 |
| 6322-8..... | \$695 |
| TS6321-3..... | \$951 |
| TS6322-3..... | \$913 |
| 6324..... | \$460 |
| 6325..... | \$492 |
| 6327-6..... | \$629 |
| 6328-6..... | \$710 |

2DAY LIGHTNING models are available in five Vion Mesh colors:



Vion Fog — 6321-0FAFG
Mesh High Back Synchro-Tilter with
Back Angle Adjustment
\$788
Dimensions: 25.5w x 24d x 41.5h
Ergonomic Features: A, B, C, E, G, H, L, M, N,
Q, U (page 147)
Shown in Fusion, Graphite (FU81)



Vion Fog — 6322-0FAFG
Mesh Medium Back Synchro-Tilter with
Back Angle Adjustment
\$750
Dimensions: 25.5w x 24d x 39.5h
Ergonomic Features: A, B, C, E, G, H, L, M, N,
Q, U (page 147)
Shown in Fusion, Graphite (FU81)

SAME DAY/NEXT DAY
INstock
LOCAL SHIPPING

INSTOCK TEXTILES

FUSION



FU81 Graphite



FU85 Carbon

MESH



MS69 Black Vion Mesh



Vion Fog — 6325FO
Mesh High Side Chair
\$547
Dimensions: 25.5w x 24d x 34.5h
Ergonomic Features: M, N (page 147)
Shown in Fusion, Carbon (FU85)

6322-0 Mesh Medium Back Synchro-Tilter with Back Angle Adjustment
Shown in Fusion, Graphite (FU81).



In addition to these products being INstock (shown above) and available now, you can customize many models in this series and have them shipped in as little as 2 business days! See page 148-149 for more information. Available models are listed below:

2DAY LIGHTNING Models - Vion Fog

| MODEL | LIST PRICE (starting at) |
|-----------------|--------------------------|
| 6321-0FG..... | \$788 |
| 6321-3FG..... | \$788 |
| 6321-4FG..... | \$711 |
| 6321-8FG..... | \$788 |
| 6322-0FG..... | \$750 |
| 6322-3FG..... | \$750 |
| 6322-4FG..... | \$672 |
| 6322-8FG..... | \$750 |
| TS6321-3FG..... | \$1006 |
| TS6322-3FG..... | \$968 |
| 6324FO..... | \$515 |
| 6325FO..... | \$547 |
| 6327-6FG..... | \$684 |
| 6328-6FG..... | \$765 |

2DAY LIGHTNING models are available in five Vion Mesh colors:





Roma — 1906
Mesh Medium Back Task
\$700
Dimensions: 25.5w x 23.5d x 38h
Ergonomic Features: A, G, M, N (page 147)
Shown in Urban, Black Coal (UR22).



Roma — 1899
Mesh Back Nesting Armchair
\$567
Dimensions: 24.5w x 23.5d x 36h
Ergonomic Features: G, M, N (page 147)
Shown in Urban, Black Coal (UR22).
Not UPSable



INSTOCK TEXTILE

| | |
|-----------------|--|
| URBAN | |
| UR22 Black Coal | |
| MESH | |
| Black Mesh | |



Graphic — 2738MB
Mesh Medium Posture Back
\$660
Dimensions: 25w x 24d x 36h
Ergonomic Features: A, G, C, H, M, N, Q (page 147)
Shown in Replay, Coal (RP34).



INSTOCK TEXTILE

| | |
|------------|--|
| REPLAY | |
| RP34 Coal | |
| MESH | |
| Black Mesh | |



OTG2821
Mesh Seat and Back Synchro-Tilter
\$740
Dimensions: 26W x 26.5D x 39.5H
Ergonomic Features: A, B, C, H, L, M, N (page 147)
Black mesh back and Black mesh seat • Pneumatic seat height adjustment • Height adjustable arms • Multiple-position tilt lock with anti-kick back feature • Seat depth adjustment • Adjustable lumbar support • Synchro-tilt chair control with tilt tension adjustment • Twin wheel carpet casters • Soft casters (OTG10701) are available (page 95)
Shown in Black mesh back with mesh seat.

See coordinating Mesh Back with upholstered seat Synchro-Tilter (page 33).



INSTOCK TEXTILE

| | |
|------------|--|
| MESH | |
| Black Mesh | |



OTG2821 Synchro-Tilter Chair
Shown in Black mesh back with mesh seat.



In addition to these products being INstock (shown above) and available now, you can customize many models in these series and have them shipped in as little as 2 business days! See page 148-149 for more information. Available models are listed below:

| 2DAY LIGHTNING Models - Roma | |
|------------------------------|--------------------------|
| MODEL | LIST PRICE (starting at) |
| 1901..... | \$655 |
| 1906..... | \$700 |
| 1906RA..... | \$761 |
| 1899..... | \$567 |

Roma 2DAY LIGHTNING models are available in Black mesh only:



Black

Graphic models are available in Black mesh only:



Black

| 2DAY LIGHTNING Models - Graphic | |
|---------------------------------|--------------------------|
| MODEL | LIST PRICE (starting at) |
| 2736MB..... | \$599 |
| 2737..... | \$599 |
| 2738MB..... | \$660 |
| 2739..... | \$660 |



OTG11325B
Mesh Back Synchro-Tilter Chair
\$570
Dimensions: 26W x 25D x 40H
Ergonomic Features: A, B, C, H, L, M, N, R (page 147)
Black mesh back with patterned Black fabric seat • Pneumatic seat height adjustment • Height adjustable, rotatable, forward and rearward and side-to-side sliding armrests with polyurethane pads • Black, vertically adjustable lumbar support • Synchro-tilt chair control with tilt tension adjustment • Single position tilt lock • Polished aluminum base • Twin wheel carpet casters • Soft casters (OTG10701) are available (page 95)
Shown in Quilt, Black (QL10).



INSTOCK TEXTILE

| | |
|------------|--|
| QUILT | |
| QL10 Black | |



OTG11325B Mesh Back Synchro-Tilter Chair
Shown in Quilt, Black (QL10).



Supra X — 5336-3
Medium Back Multi-Tilter
\$679
Dimensions: 26w x 26.5d x 37.5h
Ergonomic Features: A, B, C, D, E, G, H, M, N, Q, S
(page 147)
Shown in Sprinkle, Graphite (S111).



5336-3 Medium Back Multi-Tilter
Shown in Sprinkle, Graphite (S111).

SAME DAY/NEXT DAY
INstock
LOCAL SHIPPING

INSTOCK TEXTILES

SPRINKLE



S106 Sapphire



S110 Black



S111 Graphite



In addition to this product being INstock (shown above) and available now, you can customize many models in this series and have them shipped in as little as 2 business days! See page 148-149 for more information. Available models are listed below:

2DAY LIGHTNING Models - Supra X

| MODEL | LIST PRICE (starting at) |
|-------------|--------------------------|
| 5333-3..... | \$799 |
| 5336-1..... | \$933 |
| 5336-3..... | \$679 |
| 5337-6..... | \$440 |
| 5338-6..... | \$907 |
| 5339-6..... | \$791 |



5333-3 High Back Multi-Tilter
Shown in Sprinkle, Cabernet (S101).



5337-6 Medium Back Armless Task
Shown in Sprinkle, Graphite (S111).



Alero — 1961-3
Mesh Medium Back Multi-Tilter
\$784
Dimensions: 25w x 24.5d x 40.5h
Ergonomic Features: A, B, C, D, E, G, H, M,
N, S, V(page 147)
Shown in Jenny, Ebony (JN02).

SAME DAY/NEXT DAY
INstock
LOCAL SHIPPING

INSTOCK TEXTILE

JENNY



JN02 Ebony

MESH



Black Mesh



Alero models are available in
Black mesh only:



Weev — 2221-3
Mesh Medium Back Multi-Tilter
\$658
Dimensions: 25w x 24d x 39h
Ergonomic Features: A, B, C, F, G, H, M, N, Q, S
(page 147)
Shown in Urban, Granite Rock (UR20).



Weev — 2221-4
Mesh Medium Back Tilter
\$561
Dimensions: 25w x 24d x 39.5h
Ergonomic Features: A, B, C, E, H, M, N, Q, S
(page 147)
Shown in Urban, Black Coal (UR22).

SAME DAY/NEXT DAY
INstock
LOCAL SHIPPING

INSTOCK TEXTILES

URBAN



UR20 Granite Rock



UR22 Black Coal

MESH



Black Mesh



In addition to these products being INstock (shown above) and available now, you can customize many models in these series and have them shipped in as little as 2 business days! See page 148-149 for more information. Available models are listed below:

2DAY LIGHTNING Models - Alero

| MODEL | LIST PRICE (starting at) |
|----------------------------|--------------------------|
| 1960LM-3 (black only)..... | \$1021 |
| 1961-3..... | \$784 |
| 1961LM-3 (black only)..... | \$970 |
| 1961-4..... | \$702 |
| 1961-5..... | \$769 |
| 1961-6..... | \$684 |

2DAY LIGHTNING Models - Weev

| MODEL | LIST PRICE (starting at) |
|-------------|--------------------------|
| 2220-3..... | \$680 |
| 2220-4..... | \$582 |
| 2220-8..... | \$680 |
| 2221-3..... | \$658 |
| 2221-4..... | \$561 |
| 2221-8..... | \$658 |



OTG3101
Mesh Back Synchro-Tilter Chair
\$660
Dimensions: 26w x 27d x 38.5h
Ergonomic Features: A, B, C, E, H, L, M, N (page 147)
Black mesh back with Black Luxhide upholstered seat (stocked) • Pneumatic seat height adjustment • Height adjustable arms • Synchro-tilt mechanism • Infinite seat tilt lock with tilt tension adjustment • Height and depth adjustable lumbar support • Twin wheel carpet casters • Soft casters (OTG10701) are available (page 95)
Shown in Black mesh back with Black Luxhide seat.

See coordinating Multi-Function Chair (page 21).



OTG3101 Mesh Back Synchro-Tilter Chair
Shown in Black mesh back with Black Luxhide seat.

SAME DAY/NEXT DAY
Instock
LOCAL SHIPPING

INSTOCK TEXTILE

LUXHIDE



BL20 Black



Offices
To Go
2dayship
SHIPS FROM THE FACTORY IN 2 DAYS!

In addition to this product being INstock (shown above) and available now, you can customize this model and have it shipped in as little as 2 business days (\$55 upcharge included in pricing below)! See page 150-151 for more information. Available model is listed below:

| 2DAY SHIP Model | |
|-----------------|------------|
| MODEL | LIST PRICE |
| OTG3101 | \$715 |



OTG3101 Mesh Back Synchro-Tilter Chair
Shown in Black mesh back with Luxhide, Saddle (BL23) seat.



OTG3101 Mesh Back Synchro-Tilter Chair
Shown in Black mesh back with Luxhide, White (BL28) seat.

2 Day Ship Program is limited to 50 pieces per model.



OTG11710
Multi-Function Chair
\$660
Dimensions: 26W x 24.5D x 42H
Ergonomic Features: A, B, C, D, G, H, M, N, S (page 147)
Patterned Black fabric upholstery (stocked) • Pneumatic seat height adjustment • Height and width adjustable armrests • Infinite seat tilt lock with tilt tension adjustment • Back angle adjustment • Back height adjustment via internal ratchet • Forward tilt control • Scuff resistant arched molded base with twin wheel carpet casters • Soft casters (OTG10700) are available (page 95)
Shown in Quilt, Black (QL10).



OTG11710 Multi-Function Chair
Shown in Quilt, Black (QL10)..

SAME DAY/NEXT DAY
Instock
LOCAL SHIPPING

INSTOCK TEXTILE

QUILT



QL10 Black



Offices
To Go
2dayship
SHIPS FROM THE FACTORY IN 2 DAYS!

In addition to this product being INstock (shown above) and available now, you can customize this model and have it shipped in as little as 2 business days (\$55 upcharge included in pricing below)! See page 150-151 for more information. Available model is listed below:

| 2DAY SHIP Model | |
|-----------------|------------|
| MODEL | LIST PRICE |
| OTG11710 | \$715 |



OTG11710 Multi-Function Chair
Shown in Quilt, Silver (QL11).



OTG11710 Multi-Function Chair
Shown in Quilt, Navy (QL14).

2 Day Ship Program is limited to 50 pieces per model.



Tye — 1950-4
Mesh High Back Tilter
\$646
Dimensions:
25w x 26d x 45.5h
Ergonomic Features:
A, C, E, H, M, N (page 147)
Shown in Jenny, Ebony
(JN02) and Mock Leather,
Black (550).



Tye — 1922-6
Mesh Low Back Task
Drafting Stool
\$642
Dimensions:
25w x 26d x 44.5h
Ergonomic Features: C, E,
M, N (page 147)
Shown in Jenny, Ebony
(JN02) and Mock Leather,
Black (550).



Tye — 1951-4
Mesh Medium Back Tilter
\$618
Dimensions:
25w x 26d x 41h
Ergonomic Features:
A, C, E, H, M, N (page 147)
Shown in Jenny, Ebony
(JN02) and Mock Leather,
Black (550).
Not UPSable



Tye — 1924-6
Mesh Low Back Task
Drafting Stool - Armless
\$564
Dimensions:
25w x 26d x 44.5h
Ergonomic Features: C, E,
M, N (page 147)
Shown in Jenny, Ebony
(JN02) and Mock Leather,
Black (550).



Tye — 1953
Armchair
\$479
Dimensions:
27w x 23d x 35h
Ergonomic Features: M, N
(page 147)
Shown in Jenny, Ebony
(JN02) and Mock Leather,
Black (550).



Graham — 3144
Low Back Ergo-Tilter
\$561
Dimensions: 25w x 26d x 37.5h
Ergonomic Features: A, B, C, D, G, H, M, N, S
(page 147)
Shown in Pebbles, Stone (PB04).



3144 Low Back Ergo Tilter
Shown in Pebbles, Stone (PB04).

SAME DAY/NEXT DAY
INstock
LOCAL SHIPPING

INSTOCK TEXTILES

JENNY/
LEATHER



JN02 Ebony



550 Black



SAME DAY/NEXT DAY
INstock
LOCAL SHIPPING

INSTOCK TEXTILES

PEBBLES



PB04 Stone



PB09 Asphalt



global **2daylightning**
SHIPS FROM THE FACTORY IN 2 DAYS!

In addition to these products being INstock (shown above) and available now, you can customize many models in this series and have them shipped in as little as 2 business days! See page 148-149 for more information. Available models are listed below:

2DAY LIGHTNING Models - Tye

| MODEL | LIST PRICE (starting at) |
|--------------|--------------------------|
| 1922-6..... | \$642 |
| 1924-6 | \$564 |
| 1950-1..... | \$776 |
| 1950-3..... | \$761 |
| 1950-4..... | \$646 |
| 1951-1..... | \$751 |
| 1951-3..... | \$734 |
| 1951-4..... | \$618 |

2DAY LIGHTNING models are available in Black mesh only:



Black



1924-6 Low Back Task Drafting Chair - Armless
Shown in Jenny, Ebony (JN02) seat and Mock
Leather, Black (550).

global **2daylightning**
SHIPS FROM THE FACTORY IN 2 DAYS!

In addition to this product being INstock (shown above) and available now, you can customize this model and have it shipped in as little as 2 business days! See page 148-149 for more information. Available model is listed below:

2DAY LIGHTNING Model - Graham

| MODEL | LIST PRICE (starting at) |
|-----------|--------------------------|
| 3144..... | \$561 |



3144 Low Back Ergo Tilter
Shown in Terrace, Tigerlilly (TC61).



3144 Low Back Ergo Tilter
Shown in Terrace, Bluebell (TC65).



OTG2803
Mesh Multi-Function Chair
\$615
Dimensions: 26W x 26.5D x 39.5H
Ergonomic Features: A, B, C, G, H, M, N, S (page 147)
Black mesh back with breathable Black mesh fabric seat (stocked) • Pneumatic seat height adjustment • Height adjustable arms • Adjustable lumbar support • Infinite seat lock with tilt tension adjustment • Back angle adjustment • Forward tilt control • Twin wheel carpet casters • Soft casters (OTG10701) are available (page 95)
Shown in Black mesh back with breathable Black mesh fabric seat.



OTG2803 Mesh Multi-Function Chair
Shown in Black mesh back with breathable Black mesh fabric seat.

SAME DAY/NEXT DAY
Instock
LOCAL SHIPPING

INSTOCK TEXTILE
MESH
Black Mesh



Offices
To Go

2dayship

SHIPS FROM THE FACTORY IN 2 DAYS!

COLOR

In addition to this product being INstock (shown above) and available now, you can customize this model and have it shipped in as little as 2 business days (\$55 upcharge included in pricing below)! See page 150-151 for more information. Available model is listed below:

| 2DAY SHIP Model | LIST PRICE |
|-----------------|------------|
| MODEL | |
| OTG2803..... | \$670 |



OTG2803 Mesh Multi-Function Chair
Shown in Black mesh back with breathable Black mesh fabric seat.



OTG2803 Mesh Multi-Function Chair
Shown in Black mesh back with breathable Black mesh fabric seat.

2 Day Ship Program is limited to 50 pieces per model.



OTG2801
Mesh Synchro-Tilter Chair
\$590
Dimensions: 26W x 26.5D x 39.5H
Ergonomic Features: A, B, C, H, L, M, N (page 147)
Black mesh back with breathable Black mesh fabric seat (stocked) • Pneumatic seat height adjustment • Height adjustable arms • Multiple-position seat tilt lock with anti-kick back feature • Adjustable lumbar support • Synchro-tilt chair control with tilt tension adjustment • Twin wheel carpet casters • Soft casters (OTG10701) are available (page 95)
Shown in Black mesh back with breathable Black mesh fabric seat.

See coordinating Mesh Back with mesh seat Synchro-Tilter (page 25).



OTG2801 Mesh Synchro-Tilter Chair
Shown in Black mesh back with breathable Black mesh fabric seat.

SAME DAY/NEXT DAY
Instock
LOCAL SHIPPING

INSTOCK TEXTILE
MESH
Black Mesh



Offices
To Go

2dayship

SHIPS FROM THE FACTORY IN 2 DAYS!

COLOR

In addition to this product being INstock (shown above) and available now, you can customize this model and have it shipped in as little as 2 business days (\$55 upcharge included in pricing below)! See page 150-151 for more information. Available model is listed below:

| 2DAY SHIP Model | LIST PRICE |
|-----------------|------------|
| MODEL | |
| OTG2801..... | \$645 |



OTG2801 Synchro-Tilter Chair
Shown in Urban, Brown Ridge (UR18).



OTG2801 Synchro-Tilter Chair
Shown in Urban, White Sand (UR19).

2 Day Ship Program is limited to 50 pieces per model.



OTG11653
Multi-Function Chair
\$565
Dimensions: 26.5W x 25D x 39H
Ergonomic Features: A, B, C, D, G, H, M, N, R, S (page 147)
Patterned Black fabric upholstery (stocked)
• Pneumatic seat height adjustment • Height adjustable arms with pivot feature • Infinite seat tilt lock with tilt tension adjustment • Back angle adjustment • Height adjustable lumbar support • Twin wheel carpet casters • Soft casters (OTG10700) are available (page 95)
Shown in Quilt, Black (QL10).



OTG11653 Multi-Function Chair
Shown in Quilt, Black (QL10)..

SAME DAY/NEXT DAY
INstock
LOCAL SHIPPING

INSTOCK TEXTILE

QUILT

QL10 Black



Goal — 2237-3
Low Back Multi-Tilter
\$562
Dimensions:
25w x 22.5d x 36h
Ergonomic Features:
A, B, C, D, G, H, N, S (page 147)
Shown in Pebbles, Ocean (PB08).



Goal — 2239-6
Low Back Task-Armless
\$284
Dimensions:
20.5w x 24.5d x 39h
Ergonomic Features:
C, D, E, H, N (page 147)
Shown in Pebbles, Ocean (PB08).

SAME DAY/NEXT DAY
INstock
LOCAL SHIPPING

INSTOCK TEXTILES

PEBBLES

PB04 Stone



Goal — 2237-5
Low Back Operator
\$442
Dimensions:
25w x 22.5d x 36h
Ergonomic Features:
C, D, G, H, N (page 147)
Shown in Pebbles, Asphalt (PB09).



Goal — 2236-6
Drafting Stool - Armless
\$421
Dimensions:
20.5w x 24.5d x 48h
Ergonomic Features:
C, D, H, N (page 147)
Shown in Pebbles, Stone (PB04).

INSTOCK TEXTILES

PEBBLES

PB04 Stone

PB08 Ocean

PB09 Asphalt

Offices To Go
2dayship
SHIPS FROM THE FACTORY IN 2 DAYS!

In addition to this product being INstock (shown above) and available now, you can customize this model and have it shipped in as little as 2 business days (\$55 upcharge included in pricing below)! See page 150-151 for more information. Available model is listed below:

| 2DAY SHIP Model | |
|-----------------|------------|
| MODEL | LIST PRICE |
| OTG11653..... | \$620 |



OTG11653 Multi-Function Chair
Shown in Quilt, Black (QL10)..



OTG11653 Multi-Function Chair
Shown in Quilt, Black (QL10)..



2237-5 Low Back Operator
Shown in Pebbles, Sea Side (PB03).



2236-6 Drafting Task Chair
Shown in Pebbles, Sea Side (PB03).

global
2daylightning
SHIPS FROM THE FACTORY IN 2 DAYS!

In addition to these products being INstock (shown above) and available now, you can customize many models in this series and have them shipped in as little as 2 business days! See page 148-149 for more information. Available models are listed below:

| 2DAY LIGHTNING Models - Goal | |
|------------------------------|--------------------------|
| MODEL | LIST PRICE (starting at) |
| 2235-6..... | \$479 |
| 2236-6..... | \$421 |
| 2237-3..... | \$562 |
| 2237-5..... | \$442 |
| 2237-6..... | \$368 |
| 2239-6..... | \$284 |



OTG3191
Mesh Back Synchro-Tilter Chair
\$540
Dimensions: 24.5w x 23d x 43h
Ergonomic Features: A, B, C, H, L, M, N (page 147)
High back design • Black mesh back with Black Luxhide seat (stocked) • Pneumatic seat height adjustment • Height and width adjustable arms with polyurethane armrests • Synchro tilt mechanism with single position tilt lock and tilt tension adjustment • Ratchet back height adjustment • Twin wheel carpet casters • Soft casters (OTG10701) are available (page 95)
Shown in Black mesh back with Black Luxhide seat.



OTG3191 Mesh Back Synchro-Tilter Chair
Shown in Black mesh back with Black Luxhide seat.

SAME DAY/NEXT DAY
INstock
LOCAL SHIPPING

INSTOCK TEXTILE
LUXHIDE
BL20 Black



Offices
To Go
2dayship
SHIPS FROM THE FACTORY IN 2 DAYS!
color

In addition to this product being INstock (shown above) and available now, you can customize this model and have it shipped in as little as 2 business days (\$55 upcharge included in pricing below)! See page 150-151 for more information. Available model is listed below:

| 2DAY SHIP Model | |
|-----------------|------------|
| MODEL | LIST PRICE |
| OTG3191..... | \$595 |



OTG3191 Mesh Back Synchro-Tilter Chair
Shown in Black mesh back with Luxhide, White (BL28) seat.



OTG3191 Mesh Back Synchro-Tilter Chair
Shown in Black mesh back with Luxhide, Charcoal (BL27) seat.

2 Day Ship Program is limited to 50 pieces per model.



OTG11769B
Mesh Back Multi-Function Chair with Arms
\$550
Dimensions: 26.75w x 23.5d x 43h
Ergonomic Features: A, B, C, D, E, G, H, M, N, Q, S (page 147)
Black mesh back with breathable Black mesh fabric seat • Pneumatic seat height adjustment • Height and width adjustable armrests • Infinite seat tilt lock with tilt tension adjustment • Back angle adjustment • Back height adjustment via internal ratchet • Seat slider • Twin wheel carpet casters • Soft casters (OTG10700) are available (page 95)
Shown in Black mesh back with breathable Black mesh fabric seat.

SAME DAY/NEXT DAY
INstock
LOCAL SHIPPING

INSTOCK TEXTILE
MESH
Black Mesh



OTG11769B Mesh Back Multi-Function Chair with arms
Shown in Black mesh back with mesh fabric seat.



OTG11516B
High Back Mesh Back Synchro-Tilter Chair
\$455
Dimensions: 26.75w x 24d x 41.5h
Ergonomic Features: A, B, C, H, L, M, N (page 147)
Black mesh back with breathable Black mesh fabric seat • Pneumatic seat height adjustment • Height adjustable arms with polyurethane armrests • Synchro-tilt chair control with single position tilt lock • Twin wheel carpet casters • Soft casters (OTG10700) are available (page 95)
Shown in Black mesh back with breathable Black air mesh fabric seat,

SAME DAY/NEXT DAY
INstock
LOCAL SHIPPING

INSTOCK TEXTILE
MESH
Black Mesh



OTG11514B
Mid Back Mesh Back Tilter Chair
\$325
Dimensions: 25w x 23d x 37h
Ergonomic Features: A, B, C, H, M, N, S (page 147)
Black mesh back with breathable Black mesh fabric seat • Pneumatic seat height adjustment • Height adjustable arms with polyurethane armrests • Single position tilt lock with tilt tension adjustment • Twin wheel carpet casters • Soft casters (OTG10700) are available (page 95)
Shown in Black mesh back with breathable Black air mesh fabric seat,



OTG11980B
Mesh Back Synchro-Tilter Chair
\$515
Dimensions: 26W x 24D x 44H
Ergonomic Features: A, B, C, H, L, M, N (page 147)
Black mesh back with patterned Black fabric seat (stocked) • Pneumatic seat height adjustment • Height adjustable arms with polyurethane armrests • Synchro-tilt chair control with tilt tension adjustment • Single position tilt lock • Twin wheel carpet casters • Soft casters (OTG10701) are available (page 95)
Shown in Black mesh back with Quilt Black, (QL10) fabric seat.

SAME DAY/NEXT DAY

INstock

LOCAL SHIPPING

INSTOCK TEXTILE

QUILT

QL10 Black



OTG11980B Mesh Back Synchro-Tilter Chair
Shown in Quilt, Black (QL10).



OTG11685
High Back Mesh Back Synchro-Tilter Chair
\$490
Dimensions: 25.5w x 24.5d x 41h
Ergonomic Features: A, B, C, H, M, N, L (page 147)
Black mesh back with breathable Black mesh fabric seat (stocked) • Pneumatic seat height adjustment • Height adjustable arms with polyurethane armrests • Synchro-tilt chair control with infinite position tilt lock • Twin wheel carpet casters • Soft casters (OTG10701) are available (page 95)
Shown in Black mesh back with breathable Black air mesh fabric seat.



OTG11686
Mid Back Mesh Back Synchro-Tilter Chair
\$435
Dimensions: 25.5w x 24.5d x 36h
Ergonomic Features: A, B, C, H, M, N, L (page 147)
Black mesh back with breathable Black mesh fabric seat (stocked) • Pneumatic seat height adjustment • Height adjustable arms with polyurethane armrests • Synchro-tilt chair control with infinite position tilt lock • Twin wheel carpet casters • Soft casters (OTG10701) are available (page 95)
Shown in Black mesh back with breathable Black air mesh fabric seat.

SAME DAY/NEXT DAY

INstock

LOCAL SHIPPING

INSTOCK TEXTILE

MESH

Black Mesh



OTG11685 High Back Mesh Back Synchro-Tilter Chair
Shown in Black mesh back with breathable Black air mesh fabric seat..

Offices
To Go

2dayship

SHIPS FROM THE FACTORY IN 2 DAYS!

color

In addition to this product being INstock (shown above) and available now, you can customize this model and have it shipped in as little as 2 business days (\$55 upcharge included in pricing below)! See page 150-151 for more information. Available model is listed below:

| 2DAY SHIP Model | |
|-----------------|------------|
| MODEL | LIST PRICE |
| OTG11980B | \$570 |



OTG11980B Mesh Chair
Shown in Pebbles, Fawn (PB02).



OTG11980B Mesh Chair
Shown in Pebbles, Rhapsody (PB07).



OTG11685 High Back Mesh Back Synchro-Tilter Chair
Shown in Urban, Ocean Blue (UR11).



OTG11686 Mid Back Mesh Back Synchro-Tilter Chair
Shown in Quilt, Tangerine (QL28).

Offices
To Go

2dayship

SHIPS FROM THE FACTORY IN 2 DAYS!

color

In addition to these products being INstock (shown above) and available now, you can customize these models and have them shipped in as little as 2 business days (\$55 upcharge included in pricing below)! See page 150-151 for more information. Available models are listed below:

| 2DAY SHIP Models | |
|------------------|------------|
| MODEL | LIST PRICE |
| OTG11685 | \$545 |
| OTG11686 | \$490 |

2 Day Ship Program is limited to 50 pieces per model.



OTG11692
Mesh Tilter Chair
\$450
Dimensions: 24.5W x 25D x 38H
Ergonomic Features: A, B, C, E, H, M, N, S (page 147)
Black mesh back with mock leather surround and perforated Luxhide seat (stocked) • Pneumatic seat height adjustment • Height adjustable arms • Single position tilt lock with tilt tension adjustment • Seat depth adjustment • Twin wheel carpet casters • Soft casters (OTG10700) are available (page 95)
Shown in Black BL20 Black Luxhide

SAME DAY/NEXT DAY

Instock

LOCAL SHIPPING

INSTOCK TEXTILE

LUXHIDE

BL20 Black



OTG11692 Mesh Tilter Chair
Shown in Luxhide, Black (BL20).

Offices

TO GO

2dayship

SHIPS FROM THE FACTORY IN 2 DAYS!

COLOR

In addition to this product being InStock (shown above) and available now, you can customize this model and have it shipped in as little as 2 business days (\$55 upcharge included in pricing below)! See page 150-151 for more information. Available model is listed below:

| 2DAY SHIP Model | |
|-----------------|------------|
| MODEL | LIST PRICE |
| OTG11692 | \$505 |



OTG11692 Mesh Tilter Chair
Shown in Luxhide, Parchment (BL22).



OTG11692 Mesh Tilter Chair
Shown in Luxhide, White (BL28).

2 Day Ship Program is limited to 50 pieces per model.



OTG11865B
Mesh Back Tilter Chair
\$460
Dimensions: 27w x 25d x 38h
Ergonomic Features: A, B, C, H, M, N, S (page 147)
Black mesh back with patterned Black fabric seat • Pneumatic seat height adjustment • Height adjustable arms with titanium accents • Single position tilt lock with tilt tension adjustment • Twin wheel carpet casters • Soft casters (OTG10701) are available (page 95)
Shown in Black mesh back with Black fabric seat.

SAME DAY/NEXT DAY

Instock

LOCAL SHIPPING

INSTOCK TEXTILE

QUILT

QL10 Black



OTG11865B Mesh Back Tilter Chair
Shown in Quilt, Black (QL10).



OTG12110B
Mesh Back Luxhide Tilter Chair
\$440
Dimensions: 25w x 25d x 41h
Ergonomic Features: A, B, C, H, M, N, S (page 147)
Black mesh back with Black Luxhide seat • Pneumatic seat height adjustment • Unique lumbar pad with flexible support • Height adjustable arms with polyurethane armrests • Single position tilt lock with tilt tension adjustment • Twin wheel carpet casters • Soft casters (OTG10701) are available (page 95)
Shown in Black mesh back with Luxhide, Black (BL20) seat.

SAME DAY/NEXT DAY

Instock

LOCAL SHIPPING

INSTOCK TEXTILE

LUXHIDE

BL20 Black



OTG12110B Mesh Back Luxhide Tilter Chair
Shown in Black mesh back with Luxhide, Black (BL20) seat.




OTG11950B
Multi-Function Chair
\$440
Dimensions: 26.5W x 23.5D x 39H
Ergonomic Features: A, B, C, D, E, G, H, M, N, S (page 147)
Patterned Black fabric upholstery • Pneumatic seat height adjustment • Height adjustable armrests • Infinite seat tilt lock with tilt tension adjustment • Back angle adjustment • Back height adjustment via internal ratchet • Seat slider • Twin wheel carpet casters • Soft casters (OTG10700) are available (page 95)
Shown in Quilt, Black (QL10).



OTG11950B Multi-Function Chair
Shown in Quilt, Black (QL10).

SAME DAY/NEXT DAY
Instock
LOCAL SHIPPING

INSTOCK TEXTILE



QL10 Black




OTG10904B
Mesh Back Synchro-Tilt Chair
\$450
Dimensions: 24w x 24d x 37.5h
Ergonomic Features: A, B, C, H, L, M, N (page 147)
Black mesh back with breathable Black air mesh fabric seat • Pneumatic seat height adjustment • Adjustable lumbar support • Height adjustable arms with self-skinned urethane arm caps • Synchro-tilt mechanism with multi-position tilt lock and tilt tension adjustment • Twin wheel carpet casters • Soft casters (OTG10701) are available (page 95)
Shown in Black mesh back with breathable Black air mesh fabric seat.



OTG10904B Mesh Back Synchro-Tilt Chair
Shown in Black mesh back with breathable Black air mesh fabric seat.

SAME DAY/NEXT DAY
Instock
LOCAL SHIPPING

INSTOCK TEXTILE



Black Mesh




OTG11631B
Multi-Function Chair
\$420
Dimensions: 25.5w x 25d x 44h
Ergonomic Features: A, B, C, D, G, H, M, N, S (page 147)
Patterned Black fabric upholstery • Pneumatic seat height adjustment • Seat and back angle adjustments • Height adjustable armrests • Height adjustable lumbar support • Twin wheel carpet casters • Soft casters (OTG10700) are available (page 95)
Shown in Quilt, Black (QL10).



OTG11631B Multi-Function Chair
Shown in Quilt, Black (QL10).

SAME DAY/NEXT DAY
Instock
LOCAL SHIPPING

INSTOCK TEXTILE



QL10 Black




OTG11328B
Mesh Back Task Chair
\$415
Dimensions: 26.5w x 24d x 43h
Ergonomic Features: A, B, C, E, L, M, N (page 147)
Black mesh back with patterned Black fabric seat • Pneumatic seat height adjustment • Fixed height arms with polyurethane armrests • Synchro-tilt chair control with tilt tension adjustment • Seat slider mechanism • Twin wheel carpet casters • Soft casters (OTG10700) are available (page 95)
Shown in Quilt, Black (QL10).



OTG11328B Mesh Back Task Chair
Shown in Quilt, Black (QL10).

SAME DAY/NEXT DAY
Instock
LOCAL SHIPPING

INSTOCK TEXTILE



QL10 Black





OTG11641B
High Back Mesh Back Synchro-Tilter Chair
\$410
Dimensions: 25w x 23d x 43h
Ergonomic Features: A, B, C, H, L, M, N, S (page 147)
Black mesh back with breathable Black mesh fabric seat • Pneumatic seat height adjustment • Height adjustable arms with polyurethane armrests • Synchro-tilt chair control with tilt tension adjustment • Single position tilt lock • Twin wheel carpet casters • Soft casters (OTG10700) are available (page 95)
Shown in Black mesh back with breathable Black air mesh fabric seat,



OTG11647B
Mid Back Mesh Back Synchro-Tilter Chair
\$370
Dimensions: 24.5w x 22d x 37h
Ergonomic Features: A, B, C, H, L, M, N, S (page 147)
Black mesh back with breathable Black mesh fabric seat • Pneumatic seat height adjustment • Height adjustable arms with polyurethane armrests • Synchro-tilt chair control with tilt tension adjustment • Single position tilt lock • Twin wheel carpet casters • Soft casters (OTG10700) are available (page 95)
Shown in Black mesh back with breathable Black air mesh fabric seat,



OTG11715B
Fabric Synchro-Tilter Chair
\$390
Dimensions: 25.5W x 21.5D x 40.5H
Ergonomic Features: A, B, C, H, L, M, N (page 147)
Black air mesh fabric back with Black air mesh fabric seat • Pneumatic seat height adjustment • Height adjustable arms • Synchro-tilt mechanism with single-position tilt lock • Tilt tension adjustment • Twin wheel carpet casters • Soft casters (OTG10701) are available (page 95)
Shown in breathable Black air mesh fabric upholstery.



OTG11715B Fabric Synchro-Tilter Chair
Shown in breathable Black air mesh fabric upholstery.

SAME DAY/NEXT DAY
Instock
LOCAL SHIPPING

INSTOCK TEXTILE
MESH

Black Mesh



SAME DAY/NEXT DAY
Instock
LOCAL SHIPPING

INSTOCK TEXTILE
MESH

Black Mesh



OTG12112B
Mesh Back Tilter Chair
\$365
Dimensions: 25w x 24d x 41h
Ergonomic Features: A, B, C, H, M, N, S (page 147)
Black mesh back with Black Luxhide seat • Pneumatic seat height adjustment • Height adjustable arms with polyurethane armrests • Single position tilt lock with tilt tension adjustment • Twin wheel carpet casters • Soft casters (OTG10701) are available (page 95)
Shown in Black mesh back with Black Luxhide seat.



OTG12112B Mesh Back Tilter Chair
Shown in Black mesh back with Black Luxhide seat.

SAME DAY/NEXT DAY
Instock
LOCAL SHIPPING

INSTOCK TEXTILE
LUXHIDE

BL20 Black



SAME DAY/NEXT DAY
Instock
LOCAL SHIPPING

INSTOCK TEXTILE
QUILT

QL10 Black



OTG11850B
Tilter Chair with Arms
\$345
Dimensions: 25.5w x 23.5d x 38h
Ergonomic Features: A, B, C, H, M, N, S (page 147)
Patterned Black fabric upholstery • Pneumatic seat height adjustment • Height adjustable arms with polyurethane armrests • Single position tilt lock with tilt tension adjustment • Fixed back angle • Twin wheel carpet casters • Soft casters (OTG10700) are available (page 95)
Shown in Quilt, Black (QL10).



OTG11850B Tilter Chair with Arms
Shown in Quilt, Black (QL10)



OTG11320B
Mesh Back Tilter Chair
\$350
Dimensions: 23w x 24d x 39.5h
Ergonomic Features: A, B, C, H, M, N, S (page 147)
Black mesh back with breathable Black mesh fabric seat • Pneumatic seat height adjustment • Height adjustable arms • Single position tilt lock with tilt tension adjustment • Twin wheel carpet casters • Soft casters (OTG10700) are available (page 95)
Shown in Black mesh back with breathable Black mesh fabric seat.

SAME DAY/NEXT DAY
InStock
LOCAL SHIPPING

INSTOCK TEXTILE
MESH
Black Mesh



OTG11320B Mesh Back Tilter Chair
Shown in Black mesh back with breathable Black air mesh fabric seat.



OTG11651
Low Back Tilter Chair with Arms
\$330
Dimensions: 24w x 25.5d x 40h
Ergonomic Features: A, B, C, H, N, S (page 147)
Patterned Black fabric upholstery (stocked)
• Pneumatic seat height adjustment • Height adjustable armrests • Single position tilt lock with tilt tension adjustment • Twin wheel carpet casters • Soft casters (OTG10700) are available (page 95)
Shown in Quilt, Black (QL10).



OTG11652
High Back Tilter Chair with Arms
\$355
Dimensions: 26.5w x 25.5d x 42.5h
Ergonomic Features: A, B, C, H, N, S (page 147)
Patterned Black fabric upholstery (stocked)
• Pneumatic seat height adjustment • Height adjustable armrests • Single position tilt lock with tilt tension adjustment • Twin wheel carpet casters • Soft casters (OTG10700) are available (page 95)
Shown in Quilt, Black (QL10).

SAME DAY/NEXT DAY
InStock
LOCAL SHIPPING

INSTOCK TEXTILE
QUILT
QL10 Black



OTG11652 High Back Tilter Chair with Arms
Shown in Quilt Black (QL10).



OTG11612B
Tilter Chair with Arms
\$325
Dimensions: 26w x 26d x 36h
Ergonomic Features: A, B, C, H, M, N, S (page 147)
Patterned Black fabric upholstery • Pneumatic seat height adjustment • Height adjustable armrests • Single position tilt lock with tilt tension adjustment • Fixed back angle • Twin wheel carpet casters • Soft casters (OTG10700) are available (page 95)
Shown in Quilt, Black (QL10).

SAME DAY/NEXT DAY
InStock
LOCAL SHIPPING

INSTOCK TEXTILE
QUILT
QL10 Black



OTG11612B Tilter Chair with Arms
Shown in Quilt, Black (QL10).



OTG11652 High Back Tilter Chair with Arms
Shown in Quilt, Charcoal (QL11).



OTG11651 Low Back Tilter Chair with Arms
Shown in Quilt, Navy (QL14).

Offices
To Go
2dayship
color
SHIPS FROM THE FACTORY IN 2 DAYS!

In addition to these products being InStock (shown above) and available now, you can customize these models and have them shipped in as little as 2 business days (\$55 upcharge included in pricing below)! See page 150-151 for more information. Available models are listed below:

| 2DAY SHIP Models | |
|------------------|------------|
| MODEL | LIST PRICE |
| OTG11651 | \$385 |
| OTG11652 | \$410 |

2 Day Ship Program is limited to 50 pieces per model.



OTG11920B

High Back Mesh Back Tilter Chair

\$390

Dimensions: 24w x 22.5d x 42h

Ergonomic Features: A, B, C, H, M, N, S (page 147)

High back design • Black mesh back with breathable Black air mesh fabric seat • Pneumatic seat height adjustment • Height adjustable arms with polyurethane armrests • Tilter mechanism with single position tilt lock and tilt tension adjustment • Twin wheel carpet casters • Soft casters (OTG10701) are available (page 95)

Shown in Black mesh back with breathable Black air mesh fabric seat.



OTG11921B

Mid Back Mesh Back Tilter Chair

\$340

Dimensions: 25w x 23d x 39h


Ergonomic Features: A, B, C, H, M, N, S (page 147)

Mid back design • Black mesh back with breathable Black air mesh fabric seat • Pneumatic seat height adjustment • Height adjustable arms with polyurethane armrests • Tilter mechanism with single position tilt lock and tilt tension adjustment • Twin wheel carpet casters • Soft casters (OTG10701) are available (page 95)

Shown in Black mesh back with breathable Black air mesh fabric seat.



INSTOCK TEXTILE



OTG11922B

Mesh Back Task Chair - Armless

\$285

Dimensions: 20w x 23d x 38h

Ergonomic Features: C, M, N (page 147)

Mid back design • Black mesh back with breathable Black air mesh fabric seat • Pneumatic seat height adjustment • Armless design - height adjustable arms (OTG11924) are available • Swivel task mechanism • Twin wheel carpet casters • Soft casters (OTG10701) are available (page 95) • OTG stool kit (OTG11600) available (page 50)

Shown in Black mesh back with breathable Black air mesh fabric seat.



OTG11923B

Mesh Back Guest Chair - Armless

\$285

Dimensions: 20.75w x 22d x 38h

Ergonomic Feaures: M, N (page 147)

Black mesh back with breathable black air mesh fabric seat • Powder coated cantilever base • Armless design - height adjustable arms (OTG11924) are available • Chair frame glides • Does not stack • Matching work + task chairs available - OTG11920B, OTG11921B + OTG11922B

Shown in Black mesh back with Black air mesh fabric seat.




OTG11924

Adjustable Height Arm Kit
\$80

For use on OTG11922B and OTG11923B



INSTOCK TEXTILE



OTG11642B

Mesh Back Task Chair - Armless

\$260

Dimensions: 19w x 20d x 37h

Ergonomic Features: C, M, N, S (page 147)

Black mesh back with breathable Black mesh fabric seat • Pneumatic seat height adjustment • Armless design - height adjustable arms (OTG11620) are available • Swivel task mechanism • Twin wheel carpet casters • Soft casters (OTG10700) are available (page 95) • OTG stool kit (OTG11600) available (page 50)

Shown in Black mesh back with breathable Black air mesh fabric seat.




OTG11620

Adjustable Height Arm Kit
\$90



INSTOCK TEXTILE



OTG11343B

Air Mesh Task Chair - Armless

\$210

Dimensions: 19w x 23d x 37h

Ergonomic Features: C, M, N (page 147)

Black air mesh fabric on back and seat with decorative accents • Pneumatic seat height adjustment • Armless design - height adjustable arms (OTG11620) are available • Twin wheel carpet casters • Soft casters (OTG10700) are available (page 95) • OTG stool kit (OTG11600) available (page 50)

Shown in breathable Black air mesh fabric upholstery.




OTG11620

Adjustable Height Arm Kit
\$90



INSTOCK TEXTILE



OTG11650

Task Chair - Armless

\$255

Dimensions: 21w x 25d x 38h

Ergonomic Features: C, E, M, N, S (page 147)

Patterned Black fabric upholstery (stocked) • Pneumatic seat height adjustment • Seat depth adjustment • Armless design - height adjustable arms (OTG11620) are available • Twin wheel carpet casters • Soft casters (OTG10700) are available (page 95) • OTG stool kit (OTG11600) available (page 50)

Shown in Quilt, Black (QL10).




OTG11620

Adjustable Height Arm Kit
\$90



INSTOCK TEXTILE



OTG11922B

Mesh Back Task Chair - Armless

\$285

Dimensions: 20w x 23d x 38h

Ergonomic Features: C, M, N (page 147)

Mid back design • Black mesh back with breathable Black air mesh fabric seat • Pneumatic seat height adjustment • Armless design - height adjustable arms (OTG11924) are available • Swivel task mechanism with single position tilt lock and tilt tension adjustment • Twin wheel carpet casters • Soft casters (OTG10701) are available (page 95) • OTG stool kit (OTG11600) available (page 50)

Shown in Black mesh back with breathable Black air mesh fabric seat.




OTG11924

Adjustable Height Arm Kit
\$80



INSTOCK TEXTILE





OTG11600

Drafting Stool Kit

Stool Kit with 10"gas cylinder

\$210 (stool kit only)

26" flat injection molded base with twin wheel carpet casters, 10" gas cylinder. Height adjustable aluminum foot ring with locking knob. Casters included

Available on OTG11922B, OTG11642B, OTG11650 and OTG11343B only.

SAME DAY/NEXT DAY
INstock
LOCAL SHIPPING



2241

Drafting Stool Kit

Stool Kit with 6" extension tube

\$286

Kit contains Black four-spoked footrest with chrome outer ring, extension tube and Black 26.5" chair base. Casters not included.



2243

Drafting Stool Kit

Stool Kit with 10"gas cylinder

\$443

Kit contains Black four-spoked footrest with chrome outer ring, 10" pneumatic gas cylinder and Black 26.5" chair base. Casters not included.



OTG11600

Drafting Stool Kit shown with OTG11922B

Stool Kit with 10"gas cylinder

\$210 (stool kit only)

\$285 (chair only)

Total as shown **\$495**

OTG11922B (page 48, 49)

SAME DAY/NEXT DAY
INstock
LOCAL SHIPPING



OTG11600

Drafting Stool Kit shown with OTG11642B

Stool Kit with 10"gas cylinder

\$210 (stool kit only)

\$260 (chair only)

Total as shown **\$470**

OTG11642B (page 49)

SAME DAY/NEXT DAY
INstock
LOCAL SHIPPING



OTG11600

Drafting Stool Kit shown with OTG11650

Stool Kit with 10"gas cylinder

\$210 (stool kit only)

\$255 (chair only)

Total as shown **\$465**

OTG11650 (page 49)

SAME DAY/NEXT DAY
INstock
LOCAL SHIPPING



OTG11600

Drafting Stool Kit shown with OTG11343B

Stool Kit with 10"gas cylinder

\$210 (stool kit only)

\$210 (chair only)

Total as shown **\$420**

Shown with OTG11343B (page 49)

SAME DAY/NEXT DAY
INstock
LOCAL SHIPPING



Truform TS —S5458-6

Medium Back Heavy Duty Drafting Chair

\$987

Dimensions: 26w x 25d x 43h

Ergonomic Features: A, B, C, J, M, N (page 147)

Shown in Jenny, Ebony (JN02).

SAME DAY/NEXT DAY
INstock
LOCAL SHIPPING



INSTOCK TEXTILE



JN02 Ebony



Goal — 2236-6

Drafting Stool - Armless

\$421

Dimensions: 20.5w x 24.5d x 48h

Ergonomic Features: C, D, H, N (page 147)

Shown in Pebbles, Stone (PB04).

SAME DAY/NEXT DAY
INstock
LOCAL SHIPPING



INSTOCK TEXTILES



PB04 Stone



PB09 Asphalt



PB08 Ocean



Tye — 1922-6

Mesh Low Back Task Drafting Stool

\$642

Dimensions: 25w x 26d x 44.5h

Ergonomic Features: C, E, M, N (page 147)

Shown in Jenny, Ebony (JN02) and Mock Leather, Black (550).



Tye — 1924-6

Mesh Low Back Task Drafting Stool - Armless

\$564

Dimensions: 25w x 26d x 44.5h

Ergonomic Features: C, E, M, N (page 147)

Shown in Jenny, Ebony (JN02) and Mock Leather, Black (550).

SAME DAY/NEXT DAY
INstock
LOCAL SHIPPING



INSTOCK TEXTILES



JN02 Ebony

550 Black



Concorde — 2424-18
Executive 24 Hr High Back Synchro-Tilter
\$3226
Dimensions: 28.5w x 27d x 50h
Ergonomic Features: A, B, C, D, E, L, M, N, Q, T (page 147)
Shown in Prescott, Black Ink (PD03).



Tilt Lock Adjustment



Seat Height Adjustment



Sliding Seat Adjustment



Back Height Adjustment



INSTOCK TEXTILE
PRESCOTT
PD03 Black Ink



Arturo — 3991
Extended High Back Tilter
\$1132
Dimensions: 26w x 30.5d x 50h
Ergonomic Features: A, B, C, M, N, S (page 147)
Shown in Leather/Mock Leather, Black (450/550).



Arturo — 3992
High Back Tilter
\$1047
Dimensions: 26w x 30d x 43h
Ergonomic Features: A, B, C, M, N, S (page 147)
Shown in Leather/Mock Leather, Black (450/550).



INSTOCK TEXTILE
LEATHER/MOCK
450/550 Black



Softcurve — 4690LM-3
High Back Multi-Tilter
\$1221
Dimensions: 26w x 27d x 45.5h
Ergonomic Features: A, B, C, G, H, M, N, S (page 147)
Shown in Leather/Mock Leather, Black (450/550).



Softcurve — 4696LM-4
High Back Tilter
\$1154
Dimensions: 25w x 28d x 43h
Ergonomic Features: A, B, C, M, N, S (page 147)
Shown in Leather/Mock Leather, Black (450/550).



Softcurve — 4697LM-4
Medium Back Tilter
\$1087
Dimensions: 25w x 26d x 37.5h
Ergonomic Features: A, B, C, M, N, S (page 147)
Shown in Leather/Mock Leather, Black (450/550).



INSTOCK TEXTILE
LEATHER/MOCK
450/550 Black



Tamiri — 4526
High Back Tilter
\$708
Dimensions: 25w x 27d x 45h
Ergonomic Features: A, B, C, M, N, S (page 147)
Shown in Leather/Mock Leather, Black (450/550).



Tamiri — 4522
Armchair
\$556
Dimensions: 25w x 26.5d x 37h
Ergonomic Features: M, N (page 147)
Shown in Leather/Mock Leather, Black (450/550).



INSTOCK TEXTILE
LEATHER/MOCK
450/550 Black



Tamiri — 4527
Low Back Tilter
\$618
Dimensions: 25w x 26.5d x 39h
Ergonomic Features: A, B, C, M, N, S (page 147)
Shown in Leather/Mock Leather, Black (450/550).



Global Accord Mesh — 2676-4
Mesh High Back Tilter
\$1055
Dimensions: 25w x 25d x 44h
Ergonomic Features: A, B, C, M, N, S (page 147)
Shown in Urban, Granite Rock (UR20).



Global Accord Mesh — 2677-4
Mesh Medium Back Tilter
\$1014
Dimensions: 25w x 25d x 37h
Ergonomic Features: A, B, C, M, N, S (page 147)
Shown in Urban, Granite Rock (UR20).



INSTOCK TEXTILES

URBAN



UR20 Granite Rock UR22 Black Coal

MESH



VU19 Vue Mesh Coal Black



2676-4 Mesh High Back Tilter
Shown in Urban, Granite Rock (UR20).



Global Accord — 2670-4
High Back Tilter
\$1011
Dimensions: 25w x 25d x 44h
Ergonomic Features: A, B, C, M, N, S (page 147)
Shown in Allante, Medium Grey (A43E).





Global Accord — 2671-4
Medium Back Tilter
\$979
Dimensions: 25w x 25d x 37h
Ergonomic Features: A, B, C, M, N, S (page 147)
Shown in Allante, Medium Grey (A45E).



INSTOCK TEXTILES

ALLANTE



A43E Black A45E Medium Grey



2671-4 Medium Back Tilter
Shown in Allante, Medium Grey (A45E).



In addition to these products being INstock (shown above) and available now, you can customize many models in this series and have them shipped in as little as 2 business days! See page 148-149 for more information. Available models are listed below:

| 2DAY LIGHTNING Models - Global Accord Mesh | |
|--|--------------------------|
| MODEL | LIST PRICE (starting at) |
| 2676-2..... | \$1263 |
| 2676LM-2 (black only) | \$1389 |
| 2676-4 | \$1055 |
| 2676LM-4 (black only) | \$1185 |
| 2677-2 | \$1222 |
| 2677LM-2 (black only)..... | \$1347 |
| 2677-4..... | \$1014 |
| 2677LM-4 (black only) | \$1144 |
| 2678-6..... | \$1214 |
| 2678LM-6 (black only) | \$1334 |

2DAY LIGHTNING models are available in five Vue Mesh colors:



2670-2 High Back Knee-Tilter
Shown in Elevate, Halo (EL51).



2670-2 High Back Knee-Tilter
Shown in Elevate, Sunglow (EL54).



In addition to these products being INstock (shown above) and available now, you can customize many models in this series and have them shipped in as little as 2 business days! See page 148-149 for more information. Available models are listed below:

| 2DAY LIGHTNING Models - Global Accord | |
|---------------------------------------|--------------------------|
| MODEL | LIST PRICE (starting at) |
| 2670-2 | \$1166 |
| 2670LM-2 (black only) | \$1406 |
| 2670-4 | \$959 |
| 2670LM-4 (black only)..... | \$1204 |
| 2671-2 | \$1137 |
| 2671LM-2 (black only)..... | \$1347 |
| 2671-4..... | \$929 |
| 2671LM-4 (black only) | \$1173 |
| 2672-6..... | \$1141 |
| 2672LM-6 (black only) | \$1334 |



Luray — 6461
High Back Tilter
\$918 (Terrace Fabric)
\$974 (Allante Vinyl)
Dimensions: 25w x 25d x 42.5h
Ergonomic Features: A, B, C, M, N, S (page 147)
Shown in Terrace, Ironwork (TC71).



Luray — 6462
Medium Back Tilter
\$890 (Terrace Fabric)
\$941 (Allante Vinyl)
Dimensions: 25w x 26d x 39.5h
Ergonomic Features: A, B, C, M, N, S (page 147)
Shown in Terrace, Ironwork (TC71).



INSTOCK TEXTILES



TC71 Ironwork



A43E Black



Solar — 8457
Medium Back Mesh Tilter
\$877
Dimensions: 23.25w x 25d x 36h
Ergonomic Features: C, M (page 147)
Shown in Midnight Mesh (MDN) and Alabaster (ABR) frame.



Solar — 8456
Medium Back Mesh Tilter
\$800
Dimensions: 23.25w x 25d x 36h
Ergonomic Features: C, M (page 147)
Shown in Storm Mesh (STM) and Asphalt (APT) frame.



INSTOCK TEXTILE




MDN Midnight Mesh



ABR Alabaster Frame



INSTOCK TEXTILE



STM Storm Mesh



APT Asphalt Frame



Synopsis — 5090-4
High Back Tilter
\$552
Dimensions: 24.5w x 26.5d x 43.5h
Ergonomic Features: A, B, C, M, N, S (page 147)
Shown in Urban, Granite Rock (UR20).



Synopsis — 5091-4
Medium Back Tilter
\$518
Dimensions: 24.5w x 26.5d x 39.5h
Ergonomic Features: A, B, C, M, N, S (page 147)
Shown in Urban, Granite Rock (UR20).



INSTOCK TEXTILES



UR20 Granite Rock



UR22 Black Coal



See additional Synopsis models under
Work + Task (page 17).



5091-4 Medium Back Tilter
Shown in Urban, Granite Rock (UR20).



5090-4 High Back Tilter
Shown in Couture, Neptune (CE75).



5091-4 Medium Back Tilter
Shown in Pebbles, Marine (PB05).



In addition to these products being INstock (shown above) and available now, you can customize many models in this series and have them shipped in as little as 2 business days! See page 148-149 for more information. Available models are listed below:

| 2DAY LIGHTNING Models - Synopsis | |
|----------------------------------|--------------------------|
| MODEL | LIST PRICE (starting at) |
| 5080-0 | \$884 |
| 5080LM-0 (black only) | \$1388 |
| 5081-0 | \$800 |
| 5081LM-0 (black only) | \$1242 |
| 5080-3 | \$884 |
| 5080LM-3 (black only) | \$1388 |
| 5081-3 | \$800 |
| 5081LM-3 (black only) | \$1242 |
| 5090-4 | \$552 |
| 5090LM-4 (black only) | \$1044 |
| 5091-4 | \$518 |
| 5091LM-4 (black only) | \$951 |



OTG11648B
Luxhide Segmented Cushion Tilter Chair
\$575
Dimensions: 24.5w x 24.5d x 41h
Ergonomic Features: A, B, C, M, N, S (page 147)
Black luxhide upholstery with mock leather trim • Pneumatic seat height adjustment • Chrome arms with upholstered armrests (arms can be removed to achieve a sleek look) • Single position tilt lock • Swivel/tilt mechanism with tilt tension adjustment • Twin wheel carpet casters • Soft casters (OTG10700) are available (page 95)
Shown in Luxhide, Black (BL20).



OTG11648B Luxhide Segmented Cushion Tilter Chair
Shown in Luxhide, Black (BL20).

SAME DAY/NEXT DAY
INstock
LOCAL SHIPPING

INSTOCK TEXTILE
LUXHIDE
BL20 Black



OTG11858B
Luxhide Segmented Cushion Tilter Chair
\$480
Dimensions: 25.5w x 26d x 44.5h
Ergonomic Features: A, B, C, M, N, S (page 147)
Black luxhide upholstery with mock leather trim • Pneumatic seat height adjustment • Chrome arms with upholstered armrests • Single position tilt lock • Swivel/tilt mechanism with tilt tension adjustment • Twin wheel carpet casters • Soft casters (OTG10700) are available (page 95)
Shown in Luxhide, Black (BL20).



OTG11858B Luxhide Segmented Cushion Tilter Chair
Shown in Luxhide, Black (BL20).

SAME DAY/NEXT DAY
INstock
LOCAL SHIPPING

INSTOCK TEXTILE
LUXHIDE
BL20 Black



Supra — 5330-4
High Back Tilter
\$533
Dimensions: 26w x 27d x 42h
Ergonomic Features: A, B, C, M, N, S (page 147)
Shown in Sprinkle, Sapphire (S106).



Supra — 5332
Armchair
\$415
Dimensions: 25w x 25.5d x 36h
Ergonomic Features: M, N (page 147)
Shown in Sprinkle, Sapphire (S106).

SAME DAY/NEXT DAY
INstock
LOCAL SHIPPING

INSTOCK TEXTILES
SPRINKLE
S106 Sapphire
S110 Black
S111 Graphite



Supra — 5331-4
Medium Back Tilter
\$498
Dimensions: 26w x 26d x 39h
Ergonomic Features: A, B, C, M, N, S (page 147)
Shown in Sprinkle, Sapphire (S106).



Protective Outer Back



Soft Durable Arms



5330-4-5 High Back Tilter
Shown in Genuine Leather, Graphite (477).



5331-4-5 Medium Back Tilter
Shown in Genuine Leather, Bronze (474).

global **2daylightning** color
SHIPS FROM THE FACTORY IN 2 DAYS!

In addition to these products being INstock (shown above) and available now, you can customize many models in this series and have them shipped in as little as 2 business days! See page 148-149 for more information. Available models are listed below:

| 2DAY LIGHTNING Models - Supra | |
|-------------------------------|--------------------------|
| MODEL | LIST PRICE (starting at) |
| 5330-4-5 | \$533 |
| 5331-4-5 | \$498 |



SAME DAY/NEXT DAY
InStock
LOCAL SHIPPING



OTG2700
High Back Luxhide Tilter Chair
\$525
Dimensions: 27w x 28d x 42h
Ergonomic Features: A, B, C, M, N, S (page 147)
Black luxhide upholstery with mock leather trim (stocked) • Pneumatic seat height adjustment • Polyurethane “reverse curve” arms • Single position tilt lock with tilt tension adjustment • Twin wheel carpet casters • Soft casters (OTG10700) are available (page 95) • Matching guest chair available - OTG2782 (page 80)
Shown in Luxhide, Black (BL20).

OTG2701
Mid Back Luxhide Tilter Chair
\$505
Dimensions: 27w x 28d x 39h
Ergonomic Features: A, B, C, M, N, S (page 147)
Black luxhide upholstery with mock leather trim (stocked) • Pneumatic seat height adjustment • Polyurethane “reverse curve” arms • Single position tilt lock with tilt tension adjustment • Twin wheel carpet casters • Soft casters (OTG10700) are available (page 95) • Matching guest chair available - OTG2782 (page 80)
Shown in Luxhide, Black (BL20).

INSTOCK TEXTILE
LUXHIDE 
BL20 Black



OTG2700 High Back Luxhide Tilter Chair
Shown in Luxhide, Black (BL20).



OTG2700 High Back Luxhide Tilter Chair
Shown in Luxhide, Charcoal (BL27).



OTG2701 Mid Back Luxhide Tilter Chair
Shown in Luxhide, White (BL28).

Offices
ToGo
2dayship
SHIPS FROM THE FACTORY IN 2 DAYS!

In addition to these products being InStock (shown above) and available now, you can customize these models and have them shipped in as little as 2 business days (\$55 upcharge included in pricing below)! See page 150-151 for more information. Available models are listed below:

| 2DAY SHIP Models | |
|------------------|------------|
| MODEL | LIST PRICE |
| OTG2700..... | \$580 |
| OTG2701..... | \$560 |


2 Day Ship Program is limited to 50 pieces per model.



OTG11300B
Luxhide Tilter Chair with Wood Arms and Base
\$550
Dimensions: 28.5w x 28d x 45h
Ergonomic Features: A, B, C, N, S (page 147)
Black luxhide upholstery with mock leather trim • Pneumatic seat height adjustment • Padded armrests • Single position tilt lock with tilt tension adjustment • Integral headrest • Wood arms and wood capped base in Cordovan (CX) finish with twin wheel carpet casters • Soft casters (OTG10701) are available (page 95)
Shown in Luxhide, Black (BL20).

SAME DAY/NEXT DAY
InStock
LOCAL SHIPPING



INSTOCK TEXTILE
LUXHIDE 
BL20 Black



OTG11300B Luxhide Tilter Chair with Wood Arms and Base
Shown in Luxhide, Black (BL20).



OTG11618B
Luxhide Tilter Chair
\$485
Dimensions: 25.5w x 30d x 44.5h
Ergonomic Features: A, B, C, M, N, S (page 147)
Black luxhide upholstery with mock leather trim • Pneumatic seat height adjustment • Fixed height molded arms with padded armrests • Single position tilt lock with tilt tension adjustment • Integral headrest • Twin wheel carpet casters • Soft casters (OTG10700) are available (page 95)
Shown in Luxhide, Black (BL20).

SAME DAY/NEXT DAY
InStock
LOCAL SHIPPING



INSTOCK TEXTILE
LUXHIDE 
BL20 Black



OTG11618B Luxhide Tilter Chair
Shown in Luxhide, Black (BL20).



SAME DAY/NEXT DAY
INstock
LOCAL SHIPPING

OTG11730B
High Back Luxhide Tilter Chair
\$520
Dimensions: 23.5w x 24.5d x 40h
Ergonomic Features: A, B, C, M, N, S (page 147)
Black or White luxhide upholstery with mock leather trim (stocked) • Pneumatic seat height adjustment • Polished aluminum arms (arms can be removed to achieve a sleek look) • Single position tilt lock with swivel tilt mechanism and tilt tension adjustment • Twin wheel carpet casters • Soft casters (OTG10700) are available (page 95) • Armless model available
Shown in Luxhide, Black (BL20).

OTG11734B
Mid Back Luxhide Tilter Chair
\$485
Dimensions: 23.5w x 24.5d x 38h
Ergonomic Features: A, B, C, M, N, S (page 147)
Black or luxhide upholstery with mock leather trim (stocked) • Pneumatic seat height adjustment • Polished aluminum arms (arms can be removed to achieve a sleek look) • Single position tilt lock with swivel tilt mechanism and tilt tension adjustment • Twin wheel carpet casters • Soft casters (OTG10700) are available (page 95) • Armless model available
Shown in Luxhide, Black (BL20).

INSTOCK TEXTILES

LUXHIDE





BL20

Black

BL28

White (OTG11730B only)



OTG11730B High Back Luxhide Tilter Chair
Shown in Luxhide, White (BL28).



OTG11786B
Specialty Luxhide Tilter Chair
\$515
Dimensions: 24.5w x 25d x 41.5h
Ergonomic Features: A, B, C, M, N, S (page 147)
Black luxhide upholstery with mock leather trim (stocked) • Pneumatic seat height adjustment • Chrome plated steel base • Tilt tension adjustment • Soft casters (OTG10700) are available (page 95)
Shown in Luxhide, Black (BL20).

SAME DAY/NEXT DAY
INstock
LOCAL SHIPPING

INSTOCK TEXTILE

LUXHIDE



BL20

Black



OTG11786B Specialty Luxhide Tilter Chair
Shown in Luxhide, Black (BL20).

Offices
To Go
2dayship
SHIPS FROM THE FACTORY IN 2 DAYS!

In addition to these products being INstock (shown above) and available now, you can customize these models and have them shipped in as little as 2 business days (\$55 upcharge included in pricing below)! See page 150-151 for more information. Available models are listed below:

| 2DAY SHIP Models | |
|------------------|------------|
| MODEL | LIST PRICE |
| OTG11730 | \$575 |
| OTG11734 | \$540 |

Armless options are available!
OTG11732..... \$520
OTG11735..... \$485
Contact your local representative for more information!

2 Day Ship Program is limited to 50 pieces per model.



OTG11730B High Back Luxhide Tilter Chair
Shown in Luxhide, Dark Brown (BL24).



OTG11734B Mid Back Luxhide Tilter Chair
Shown in Luxhide, White (BL28).



OTG11786B Specialty Luxhide Tilter Chair
Shown in Luxhide, Parchment (BL26).



OTG11786B Specialty Luxhide Tilter Chair
Shown in Luxhide, White (BL28).

Offices
To Go
2dayship
SHIPS FROM THE FACTORY IN 2 DAYS!

In addition to this product being INstock (shown above) and available now, you can customize this model and have it shipped in as little as 2 business days (\$55 upcharge included in pricing below)! See page 150-151 for more information. Available model is listed below:

| 2DAY SHIP Model | |
|-----------------|------------|
| MODEL | LIST PRICE |
| OTG11786 | \$570 |

2 Day Ship Program is limited to 50 pieces per model.



OTG11790B
Mesh Back Knee-Tilter Chair
\$505
Dimensions: 23w x 25d x 38.5h
Ergonomic Features: A, B, C, M, N, S (page 147)
Black mesh back with breathable Black mesh fabric seat • Pneumatic seat height adjustment • Polished aluminum arms with polyurethane armrests • Knee-tilt mechanism with multiple position tilt lock • Twin wheel carpet casters • Soft casters (OTG10700) are available (page 95)
Shown in Black mesh back with breathable Black mesh fabric seat.

SAME DAY/NEXT DAY
Instock
LOCAL SHIPPING

INSTOCK TEXTILE

MESH



Black Mesh



OTG11790B Mesh Back Knee-Tilter Chair
Shown in Black Mesh



OTG11657B
Mesh Back Tilter Chair
\$420
Dimensions: 24w x 23.5d x 41h
Ergonomic Features: A, B, C, M, N, S (page 147)
Black mesh back with breathable Black mesh fabric seat • Pneumatic seat height adjustment • Highly polished aluminum arms with padded armrests (armrests can be removed to achieve a fully polished look) • Single position tilt lock with tilt tension adjustment • Twin wheel carpet casters • Soft casters (OTG10700) are available (page 95)
Shown in Black mesh back with breathable Black mesh fabric seat.

SAME DAY/NEXT DAY
Instock
LOCAL SHIPPING

INSTOCK TEXTILE

MESH



Black Mesh



OTG11790B Mesh Back Tilter Chair
Shown in Black Mesh



OTG2788
Luxhide Tilter Chair
\$465
Dimensions: 25.5w x 27.5d x 42h
Ergonomic Features: A, B, C, M, N, S (page 147)
Black luxhide upholstery with mock leather trim (stocked) • Pneumatic seat height adjustment • Black molded arms • Single position tilt lock with tilt tension adjustment • Twin wheel carpet casters • Soft casters (OTG10700) are available (page 95)
Shown in Luxhide, Black (BL20).

SAME DAY/NEXT DAY
Instock
LOCAL SHIPPING

INSTOCK TEXTILE

LUXHIDE



BL20 Black



OTG2788 Luxhide Tilter Chair
Shown in Luxhide, Black (BL20).



OTG2788 Luxhide Tilter Chair
Shown in Luxhide, Saddle (BL24).



OTG2788 Luxhide Tilter Chair
Shown in Luxhide, White (BL28).

Offices
To Go
2dayship
SHIPS FROM THE FACTORY IN 2 DAYS!

In addition to this product being Instock (shown above) and available now, you can customize this model and have it shipped in as little as 2 business days (\$55 upcharge included in pricing below)! See page 150-151 for more information. Available model is listed below:

| 2DAY SHIP Model | LIST PRICE |
|-----------------|------------|
| MODEL | |
| OTG2788..... | \$520 |

2 Day Ship Program is limited to 50 pieces per model.



OTG11975B
Luxhide Tilter Chair
\$380
Dimensions: 28w x 23d x 41.5h
Ergonomic Features: A, B, C, M, N, S (page 147)
Black luxhide upholstery with mock leather trim • Pneumatic seat height adjustment • Fixed arms with upholstered armrests • Single position tilt lock with tilt tension adjustment • Twin wheel carpet casters • Soft casters (OTG10700) are available (page 95)
Shown in Luxhide, Black (BL20).



OTG11975B Luxhide Tilter Chair
Shown in Luxhide, Black (BL20).

SAME DAY/NEXT DAY
Instock
LOCAL SHIPPING

INSTOCK TEXTILE
LUXHIDE 
BL20 Black




OTG11782B
Luxhide Tilter Chair
\$335
Dimensions: 25w x 26d x 46h
Ergonomic Features: A, B, C, M, N, S (page 147)
Black luxhide upholstery with mock leather trim • Pneumatic seat height adjustment • Fixed height molded arms with upholstered inset cap • Single position tilt lock with tilt tension adjustment • Twin wheel carpet casters • Soft casters (OTG10700) are available (page 95)
Shown in Luxhide, Black (BL20).



OTG11782B Luxhide Tilter Chair
Shown in Luxhide, Black (BL20).

SAME DAY/NEXT DAY
Instock
LOCAL SHIPPING

INSTOCK TEXTILE
LUXHIDE 
BL20 Black



OTG11617B
Luxhide Tilter Chair
\$370
Dimensions: 26w x 27d x 42.5h
Ergonomic Features: A, B, C, N, S (page 147)
Black luxhide upholstery with mock leather trim • Pneumatic seat height adjustment • Fixed height molded arms with padded armrests • Single position tilt lock with tilt tension adjustment • Twin wheel carpet casters • Soft casters (OTG10700) are available (page 95)
Shown in Luxhide, Black (BL20).



OTG11617B Luxhide Tilter Chair
Shown in Luxhide, Black (BL20).

SAME DAY/NEXT DAY
Instock
LOCAL SHIPPING

INSTOCK TEXTILE
LUXHIDE 
BL20 Black



OTG11776B
Luxhide Tilter Chair
\$265
Dimensions: 24.5w x 25d x 41.5h
Ergonomic Features: A, B, C, M, N, S (page 147)
Black luxhide upholstery with mock leather trim • Pneumatic seat height adjustment • Fixed height molded arms • Single position tilt lock with tilt tension adjustment • Twin wheel carpet casters • Soft casters (OTG10700) are available (page 95)
Shown in Luxhide, Black (BL20).



OTG11776B Luxhide Tilter Chair
Shown in Luxhide, Black (BL20).

SAME DAY/NEXT DAY
Instock
LOCAL SHIPPING

INSTOCK TEXTILE
LUXHIDE 
BL20 Black





OTG11750B
Mesh Back Tilter Chair
\$335
Dimensions: 27w x 24d x 40.5h
Ergonomic Features: A, B, C, M, N, S (page 147)
Black mesh back with breathable Black mesh fabric seat • Pneumatic seat height adjustment • Fixed height upholstered armrests • Single position tilt lock with tilt tension adjustment • Twin wheel carpet casters • Soft casters (OTG10700) are available (page 95)
Shown in Black mesh back with breathable Black mesh fabric seat.



OTG11750B Mesh Back Tilter Chair
Shown in Black mesh back with breathable Black air mesh fabric seat.

SAME DAY/NEXT DAY
Instock
LOCAL SHIPPING

INSTOCK TEXTILE
MESH
Black Mesh



OTG10901B
Mesh Back Tilter Chair
\$250
Dimensions: 23.5w x 22d x 34h
Ergonomic Features: A, B, C, M, N, S (page 147)
Black mesh back with breathable Black mesh fabric seat • Pneumatic seat height adjustment • Molded arms • Single position tilt lock with tilt tension adjustment • Chrome accent on outer back • Twin wheel carpet casters • Soft casters (OTG10701) are available (page 95)
Shown in Black mesh back with breathable Black mesh fabric seat.



OTG10901B Mesh Back Tilter Chair
Shown in Black mesh back with breathable Black air mesh fabric seat.

SAME DAY/NEXT DAY
Instock
LOCAL SHIPPING

INSTOCK TEXTILE
MESH
Black Mesh



OTG10902B
Mesh Back Tilter Chair
\$250
Dimensions: 23w x 24d x 39h
Ergonomic Features: A, B, C, M, N, S (page 147)
Grey mesh back with breathable Black mesh fabric seat • Pneumatic seat height adjustment • Molded arms • Single position tilt lock with tilt tension adjustment • Twin wheel carpet casters • Soft casters (OTG10701) are available (page 95)
Shown in Grey mesh back with breathable Black mesh fabric seat.



OTG10902B Mesh Back Tilter Chair
Shown in Grey mesh back with breathable Black air mesh fabric seat.

SAME DAY/NEXT DAY
Instock
LOCAL SHIPPING

INSTOCK TEXTILE
MESH
Grey Mesh



OTG10900B
Mesh Back Tilter Chair
\$225
Dimensions: 22.5w x 22.5d x 37h
Ergonomic Features: A, B, C, M, N, S (page 147)
Grey mesh back with breathable Black mesh fabric seat • Pneumatic seat height adjustment • Molded arms • Single position tilt lock with tilt tension adjustment • Scuff resistant high rise base with twin wheel carpet casters • Soft casters (OTG10701) are available (page 95)
Shown in Grey mesh back with breathable Black mesh fabric seat.



OTG10900B Mesh Back Tilter Chair
Shown in Grey mesh back with breathable Black air mesh fabric seat.

SAME DAY/NEXT DAY
Instock
LOCAL SHIPPING

INSTOCK TEXTILE
MESH
Grey Mesh





OTG13026B
Low Back Mesh Back Tilter Chair with Luxhide Seat
\$330
Dimensions: 23w x 23.5d x 40h
Ergonomic Features: A, B, C, M, N, S (page 147)
Black mesh back with black Luxhide seat •
Pneumatic seat height adjustment • Fixed “twisted ribbon” molded arms • Single position tilt lock with tilt tension adjustment • Scuff resistant high-rise base with twin wheel carpet casters • Soft casters (OTG10701) are available (page 95)
Shown in Luxhide, Black (BL20).



OTG13026B Low Back Mesh Back Chair with Luxhide seat
Shown in Luxhide, Black (BL20).

SAME DAY/NEXT DAY
Instock
LOCAL SHIPPING

INSTOCK TEXTILE
LUXHIDE
BL20 Black



OTG13050B
Low Back Mesh Armchair with Luxhide Seat
\$330
Dimensions: 23w x 23.5d x 36.5h
Ergonomic Features: M, N (page 147)
Black mesh back with black Luxhide seat •
Fixed “twisted ribbon” molded arms • Black painted steel frame • Can be fitted with either glides (left bottom) or carpet casters (left top and right) (both are included)
Shown in Luxhide, Black (BL20).



OTG13050BT
Black folding tablet (right handed) with retractable beverage cup
\$100
Add on table for the OTG13050B • Price is for tablet only



SAME DAY/NEXT DAY
Instock
LOCAL SHIPPING

INSTOCK TEXTILE
LUXHIDE
BL20 Black



Arno — 4003
High Back Tilter
\$396
Dimensions: 25w x 29d x 42h
Ergonomic Features: A, B, C, N, S (page 147)
Shown in Leather/Mock Leather, Black (450/550).



Arno — 4004
Armchair
\$396
Dimensions: 24.5w x 26.5d x 36h
Ergonomic Features: M, N (page 147)
Shown in Leather/Mock Leather, Black (450/550).

SAME DAY/NEXT DAY
Instock
LOCAL SHIPPING

INSTOCK TEXTILE
LEATHER/MOCK
450/550 Black



FIT = Move + Match + Support

- A good FIT is characterized by the following conditions:
- Allows the user to **move** through a variety of postures
 - **Matches** user shape and size
 - Properly **supports** the user and their work tools while performing their tasks

MOVE
It has long been known that the human body was designed to move. The circulatory system, joints and spinal discs require movement for healthy functioning. As you move, your muscles help to pump blood through your body, which delivers nutrition to, and removes waste from, your tissues. In the absence of good blood flow, not only is food delivery reduced, waste products build up in your tissues that over time makes your muscles feel tired and sore. Movement also contributes to proper lubrication of your joints and proper nutrition of your spinal discs. Ergonomically sound workstation designs embrace this increasingly important need for movement.

MATCH
Physically fitting into a chair or workstation is often the first thought that comes to mind when people think of FIT, and perhaps is the easiest condition for a user to judge. You know when your feet are dangling, or if the seat feels too deep or if the work surface seems too high. When physical shape and size are accommodated it helps contribute to good blood flow by minimizing pressure points. Also furniture that is properly matched to your body helps minimize awkward or extreme postures, for example raised shoulders, thereby minimizing unnecessary muscular effort.

SUPPORT
Proper support ensures proper alignment of the upper body, which includes the neck, shoulders and upper back. When these body parts are properly supported while performing tasks, the muscles are in the best position to aid breathing. If your lower back is not properly supported when seated, it either straightens or curves the wrong way. Support for the lower back should allow the pelvis to be tilted slightly forward when seated to help maintain the natural lumbar curve posture. Stabilization of joints goes hand in hand with proper alignment. Well-designed and properly used furniture goes a long way to contributing to proper support.



Citi — 7875
Lounge Chair
\$1064
Dimensions:
30w x 31d x 30h
Shown in Leather/Mock
Leather, Black (450/550).



Citi — 7876
Two Seat Sofa
\$1437
Dimensions:
50.5w x 31d x 30h
Shown in Leather/Mock
Leather, Black (450/550).



Citi — 7877
Three Seat Sofa
\$1809
Dimensions:
72w x 31d x 30h
Shown in Leather/Mock
Leather, Black (450/550).



Citi — 7894
Three Seat Bench
\$1167
Dimensions:
64.5w x 21.5d x 17h
Shown in Leather/Mock
Leather, Black (450/550).

SAME DAY/NEXT DAY
INstock
LOCAL SHIPPING


INSTOCK TEXTILE

LEATHER/
MOCK



450/550 Black

FINISH



TUN Tungsten



Citi — 7885
End Table with
Laminate Top
\$580
Dimensions:
24w x 20d x 20h
Shown in Black laminate
(BLK)



| Model | Description | List Price |
|-----------|---|------------|
| OTG5001NA | Armless Single Seat (\$580 each) | \$1160 |
| OTG5002 | Single Arm - Reversible (\$165 each) | \$330 |
| OTG5011 | Pair of Connecting Brackets (\$45 each) | \$90 |
| OTG5003 | Cushion Bridge | \$225 |
| Total | | \$1805 |

- Stocked with Chrome frames and Black Luxhide upholstery
 - Easily link together using the supplied steel brackets
 - End arms are reversible
- Mid arm can be used to define seating areas
 - Upholstered cushion (OTG5003) can be used for seating applications and will support a person's weight
 - Sturdy construction ideal for lounge and waiting room use
- See typical installation configurations but let your imagination be your guide


SAME DAY/NEXT DAY

Instock

LOCAL SHIPPING


INSTOCK TEXTILE

LUXHIDE



BL20 Black

FINISH



Chrome

74 | Lounge

officestogousa.com

| Model | Description | List Price |
|-----------|----------------------------------|------------|
| OTG5001NA | Armless Single Seat (\$580 each) | \$1160 |
| OTG5002 | Single Arm - Reversible | \$165 |
| OTG5002C | Single Arm - Center | \$165 |
| OTG5011 | Pair of Connecting Brackets | \$45 |
| OTG5004 | Single Bench | \$375 |
| Total | | \$1910 |

INstock components

OTG5001NA
Armless Single Seat
\$580
Dimensions:
25w x 29d x 30.5h

OTG5002
Single Arm - Reversible
\$165
Dimensions:
3w x 18.5d x 9h

OTG5002C
Single Arm - Center
\$165
Dimensions:
3w x 18.5d x 9h

OTG5003
Cushion Bridge
\$225
Dimensions:
25w x 22d x 4h

OTG5004
Single Bench
\$375
Dimensions:
25w x 23d x 17.5h

OTG5011
Pair of Connecting
Brackets
\$45/pair

officestogousa.com

Lounge | 75

INstock components



- OTG13012**
Square Shaped Modular Ottoman
\$360
Dimensions:
20w x 20d x 17.5h

OTG13010
V-Shaped Modular Ottoman
\$570
Dimensions:
43w x 27.5d x 17.5h



- OTG13011**
Rectangular Shaped Modular Ottoman
\$465
Dimensions:
40.5w x 20d x 17.5h

- Modular ottomans can be configured in almost limitless ways
- Ottomans are standard with snap-in bell- shaped glides (casters are optional)
- Due to the heavy construction, linking brackets are not offered
- Ottoman tops have foam cushions suitable for occasional seating use

OPTIONAL CASTERS

- C107SET4**
Casters for use on OTG13011 and OTG13012

\$50
- C107RSET4**
Hard floor casters for use on OTG13011 and OTG13012

\$90
- C107SET5**
Casters for use on OTG13010

\$60
- C107RSET5**
Hard floor casters for use on OTG13010

\$110




INSTOCK TEXTILES

HUDSON



HD08 Grey




HD11 Carbon



| Model | Description | List Price |
|----------|--|------------|
| OTG13012 | Square Shaped Modular Ottoman (\$360 each) | \$720 |
| OTG13010 | V-Shaped Modular Ottoman (\$570 each) | \$2280 |
| OTG13011 | Rectangular Shaped Modular Ottoman | \$465 |
| Total | | \$3465 |



| Model | Description | List Price |
|----------|--|------------|
| OTG13012 | Square Shaped Modular Ottoman (\$360 each) | \$720 |
| OTG13010 | V-Shaped Modular Ottoman (\$570 each) | \$3420 |
| OTG13011 | Rectangular Shaped Modular Ottoman | \$465 |
| Total | | \$4605 |



| Model | Description | List Price |
|----------|---|------------|
| OTG13012 | Square Shaped Modular Ottoman (\$360 each) | \$720 |
| OTG13010 | V-Shaped Modular Ottoman (\$570 each) | \$1140 |
| OTG13011 | Rectangular Shaped Modular Ottoman (\$465 each) | \$930 |
| Total | | \$2790 |



| Model | Description | List Price |
|----------|--|------------|
| OTG13012 | Square Shaped Modular Ottoman (\$360 each) | \$720 |
| OTG13010 | V-Shaped Modular Ottoman (\$570 each) | \$2280 |
| Total | | \$3000 |




OTG2809
Mesh Back Guest Chair
\$455
Dimensions: 22.25w x 24d x 34.5h
Ergonomic Features: M, N (page 147)
Black mesh back and Black mesh fabric seat (stocked) • Molded armrests • Four leg design • Not UPSable
Shown in Black mesh back with Black air mesh fabric seat.



OTG2809 Mesh Back Guest Chair
Shown in Black mesh back with Black air mesh fabric seat.

SAME DAY/NEXT DAY
INstock
LOCAL SHIPPING

INSTOCK TEXTILE



Offices To Go
2dayship
SHIPS FROM THE FACTORY IN 2 DAYS!

In addition to this product being INstock (shown above) and available now, you can customize this model and have it shipped in as little as 2 business days (\$55 upcharge included in pricing below)! See page 150-151 for more information. Available model is listed below:

| 2DAY SHIP Model | |
|-----------------|------------|
| MODEL | LIST PRICE |
| OTG2809 | \$510 |



OTG2809 Mesh Back Guest Chair
Shown in Pebbles, Ocean (PB09).



OTG2809 Mesh Back Guest Chair
Shown in Pebbles, Ocean (PB09).

2 Day Ship Program is limited to 50 pieces per model.



Sidero — 6900
Armchair
\$412
Dimensions: 25.5w x 24d x 33h
Ergonomic Features: M, N (page 147)
Shown in Urban, Granite Rock (UR20).



Sidero — 6901
Side Chair
\$372
Dimensions: 21w x 24d x 33h
Ergonomic Features: M, N (page 147)
Shown in Urban, Granite Rock (UR20).

SAME DAY/NEXT DAY
INstock
LOCAL SHIPPING

INSTOCK TEXTILES



6900 Armchair
Shown in Urban, Granite Rock (UR20).

6901 Side Chair
Shown in Silhouette, Camel (SL26).



6900C Armchair
Shown in Terrace, Cherry Blossom (TC64).

global **2daylightning**
SHIPS FROM THE FACTORY IN 2 DAYS!

In addition to these products being INstock (shown above) and available now, you can customize many models in this series and have them shipped in as little as 2 business days! See page 148-149 for more information. Available models are listed below:

| 2DAY LIGHTNING Models - Sidero | |
|--------------------------------|--------------------------|
| MODEL | LIST PRICE (starting at) |
| 6900 | \$412 |
| 6900C | \$469 |
| 6901 | \$372 |
| 6901C | \$446 |
| 2125WS | \$316 |



OTG2782
Luxhide Guest Chair
\$400
Dimensions: 24.5w x 25.5d x 36.5h
Ergonomic Features: M, N (page 147)
Black Luxhide upholstery with mock leather trim (stocked) • Attractive sled base design • Upholstered armrests • Matching management + conference chairs available - OTG2700 + OTG2701 (page 60)
Shown in Luxhide, Black (BL20).



OTG2782 Luxhide Guest Chair
Shown in Luxhide, Black (BL20).

SAME DAY/NEXT DAY
INstock
LOCAL SHIPPING

INSTOCK TEXTILE
LUXHIDE
BL20 Black



Offices
To Go
2dayship
color
SHIPS FROM THE FACTORY IN 2 DAYS!

In addition to this product being INstock (shown above) and available now, you can customize this model and have it shipped in as little as 2 business days (\$55 upcharge included in pricing below)! See page 150-151 for more information. Available model is listed below:

| 2DAY SHIP Model | |
|-----------------|------------|
| MODEL | LIST PRICE |
| OTG2782..... | \$455 |



OTG2782 Luxhide Guest Chair
Shown in Luxhide, Saddle (BL23).



OTG2782 Luxhide Guest Chair
Shown in Luxhide, Charcoal (BL27).

2 Day Ship Program is limited to 50 pieces per model.



OTG11892
Guest Chair
\$340
Dimensions: 23w x 26.5d x 34h
Ergonomic Features: M, N (page 147)
Patterned Black fabric upholstery • Mid-back design (stocked) • Sled-based design with Black powder coated steel frame • Upholstered armrests • Not UPSable
Shown in Quilt, Black (QL10).



OTG11892 Guest Chair
Shown in Quilt, Black (QL10).

SAME DAY/NEXT DAY
INstock
LOCAL SHIPPING

INSTOCK TEXTILE
QUILT
QL10 Black



Offices
To Go
2dayship
color
SHIPS FROM THE FACTORY IN 2 DAYS!

In addition to this product being INstock (shown above) and available now, you can customize this model and have it shipped in as little as 2 business days (\$55 upcharge included in pricing below)! See page 150-151 for more information. Available model is listed below:

| 2DAY SHIP Model | |
|-----------------|------------|
| MODEL | LIST PRICE |
| OTG11892..... | \$395 |



OTG11892 Guest Chair
Shown in Quilt, Black (QL10).



OTG11892 Guest Chair
Shown in Quilt, Black (QL10).

2 Day Ship Program is limited to 50 pieces per model.



OTG11820B(CX)

Wood Guest Chair
\$430

Dimensions: 23w x 23d x 32.5h

Ergonomic Features: M, N (page 147)

Black luxhide seat upholstery • Sophisticated wood frame design • Cordovan (CX) finish • Packed one chair per carton

Shown in Cordovan with Luxhide, Black (BL20).



OTG11820B(TH)

Wood Guest Chair
\$430

Dimensions: 23w x 23d x 32.5h

Ergonomic Features: M, N (page 147)

Black luxhide seat upholstery • Sophisticated wood frame design • Toffee (TH) finish • Packed one chair per carton

Shown in Toffee with Luxhide, Black (BL20).



INSTOCK TEXTILE



BL20 Black



OTG13050B

Low Back Mesh Armchair with Luxhide Seat
\$330

Dimensions: 23w x 23.5d x 36.5h

Ergonomic Features: M, N (page 147)

Black mesh back with black Luxhide seat • Fixed “twisted ribbon” molded arms • Black painted steel frame • Can be fitted with either glides (left bottom) or carpet casters (left top) (both are included)

Shown in Luxhide, Black (BL20).



OTG13050BT

Black folding tablet (right handed) with retractable beverage cup
\$100

Add on table for the OTG13050B • Price is for tablet only



INSTOCK TEXTILE



BL20 Black



OTG11923B

Mesh Back Guest Chair - Armless
\$285

Dimensions: 20.75w x 22d x 38h

Ergonomic Features: M, N (page 147)

Black mesh back with breathable black air mesh fabric seat • Powder coated cantilever base • Armless design - height adjustable arms (OTG11924) are available • Chair frame glides • Does not stack • Matching work + task chairs available - OTG11920B (page 48), OTG11921B (page 48) + OTG11922B (page 48, 49)

Shown in Black mesh back with Black air mesh fabric seat.



OTG11924

Adjustable Height Arm Kit
\$80

For use on OTG11922B (page 48, 49) and OTG11923B



INSTOCK TEXTILE



Black Mesh



OTG3918B

Fabric Guest Chair
\$300

Dimensions: 24.5w x 24d x 34h

Black fabric upholstered seat and back • Comfortable polyurethane arms • Black epoxy powder coated steel frame • 4 leg design • Greenguard certified • UPSable

Shown in Quilt, Black (QL10).



INSTOCK TEXTILE



QL10 Black



OTG11512B

Mesh Back Guest Chair
\$335

Dimensions: 22w x 24d x 33.5h

Ergonomic Features: M, N (page 147)

Black mesh back with Black air mesh seat • Companion chair to models OTG11514B (page 37), OTG11516B (page 37) and OTG11769B (page 37) • Polyurethane arm caps • Black powder coated steel frame

Shown in Black mesh back with Black air mesh fabric seat.



INSTOCK TEXTILE



Black Mesh



OTG11740B

Plastic Back Guest Chair
\$300

Dimensions: 24.5w x 22.5d x 34h

Ergonomic Features: M, N (page 147)

Perforated plastic back with Black mesh fabric seat • Oval tube chrome frame with molded armrests • Can be stacked up to 5 high • Packed 2 chairs per carton (priced each)

Shown in Black polypropylene back and Black air mesh fabric seat.



INSTOCK TEXTILES



Black Polypropylene



Black Mesh



OTG11760B

Mesh Back Guest Chair
\$260

Dimensions: 23.5w x 23.25d x 34h

Ergonomic Features: M, N (page 147)

Black mesh back and mesh fabric seat • Four leg design with molded armrests • Does not stack

Shown in Black mesh back with Black mesh fabric seat.



INSTOCK TEXTILE



Black Mesh



OTG11761B

Armless Mesh Back Guest Chair with Casters
\$245

Dimensions: 20.5w x 22.5d x 35h

Ergonomic Features: M, N (page 147)

Black mesh back and mesh fabric seat • Four leg design with casters • Does not stack • Soft casters (OTG10701) are available (page 95)

Shown in Black mesh back with Black mesh fabric seat.



OTG11770BCX
Luxhide Guest Chair with Wood Accents
\$345
Dimensions: 24w x 26d x 34.5h
Ergonomic Features: M, N (page 147)
Black Luxhide with mock leather trim •
Cordovan (CX) finished wood arms and legs
Shown in Cordovan with Luxhide, Black (BL20).



OTG11770BES
Luxhide Guest Chair with Wood Accents
\$345
Dimensions: 24w x 26d x 34.5h
Ergonomic Features: M, N (page 147)
Black Luxhide with mock leather trim •
Espresso (ES) finished wood arms and legs
Shown in Espresso with Luxhide, Black (BL20).



OTG3915B
Luxhide Guest Chair
\$305
Dimensions: 24.5w x 27d x 33.5h
Ergonomic Features: M, N (page 147)
Black Luxhide with mock leather trim •
Black epoxy powder coated steel frame with
upholstered armrests
Shown in Luxhide, Black (BL20).



INSTOCK TEXTILE
LUXHIDE
BL20 Black



OTG11340B
Mesh Back Flip Seat Nesting Chair
\$400
Dimensions: 25.5w x 22d x 33h
Ergonomic Features: M, N (page 147)
Black mesh back with breathable black air
mesh fabric seat • Black polypropylene arms
• Flip seat design allows chair to be nested
horizontally • Black painted steel frame
• Swiveling carpet casters • Soft casters
(OTG10701) are available (page 95) • Does not
stack • Packed 2 per carton (priced each)
Shown in Black mesh back with Black air mesh
fabric seat.



OTG11341B
Armless Mesh Back Flip Seat Nesting Chair
\$355
Dimensions: 22w x 22d x 33h
Ergonomic Features: M, N (page 147)
Black mesh back with breathable black air mesh
fabric seat • Armless • Flip seat design allows
chair to be nested horizontally • Black painted
steel frame • Swiveling carpet casters • Soft
casters (OTG10701) are available (page 95) • Does
not stack • Packed 2 per carton (priced each)
Shown in Black mesh back with Black air mesh
fabric seat.



In addition to these products being INstock
(shown above) and available now, you can
customize these models and have them
shipped in as little as 2 business days! See page
150-151 for more information. Available models
are listed below:

| MODELS | |
|--------------------------|-------|
| LIST PRICE (starting at) | |
| OTG11340B | \$455 |
| OTG11341B | \$410 |



INSTOCK TEXTILE
MESH
Black Mesh



2 Day Ship Program is limited to 50 pieces per model.



Roma — 1899
Mesh Back Nesting Armchair
\$567
Dimensions: 24.5w x 23.5d x 36h
Ergonomic Features: G, M, N (page 147)
Shown in Urban, Black Coal (UR22).

See coordinating Mesh Medium Back Task
(page 24).



1899 Nesting Armchair
Shown in Urban, Black Coal (UR22)



INSTOCK TEXTILE
URBAN
UR22 Black Coal



1899 Nesting Armchair
Shown in Match, Wave (MT26).



In addition to this product being INstock (shown
above) and available now, you can customize many
models in this series and have them shipped in as
little as 2 business days! See page 148-149 for more
information. Available model is listed below:

| 2DAY LIGHTNING Model - Roma Nester | |
|------------------------------------|--------------------------|
| MODEL | LIST PRICE (starting at) |
| 1899 | \$567 |



Bakhita — 6750
Armchair
\$220
Dimensions: 22.5w x 21d x 31.5h
Shown in Alloy (ALY).



Bakhita — 6751
Side Chair
\$195
Dimensions: 18w x 21d x 31.5h
Shown in Alloy (ALY).



Bakhita — 6780
Round Table
\$425
Dimensions: 28.5w x 28.5d x 29.5h
Shown in Milk (MLK).



Bakhita — 6785
Square Table
\$465
Dimensions: 28.5w x 28.5d x 29.5h
Shown in Milk (MLK).



INSTOCK FINISHES (seating)

| FINISHES | | |
|----------|------------------|--------------------|
| | | |
| | CHA Char | SAN Sandbar |
| | | |
| | ALY Alloy | MLK Milk |



Bakhita — 6754
Armless Bar Stool
\$295
Dimensions: 19.5w x 18.75d x 40.5h
Shown in Alloy (ALY).



Bakhita — 6756
Dolly
\$260



Bakhita — 6781
Round Table, Bar Height
\$435
Dimensions: 28.5w x 28.5d x 40h
Shown in Milk (MLK).



Bakhita — 6786
Square Table, Bar Height
\$475
Dimensions: 28.5w x 28.5d x 40h
Shown in Milk (MLK).

INSTOCK FINISH (tables)

| FINISH | |
|--------|-----------------|
| | |
| | MLK Milk |



Sonic — 6513
Armchair
\$282
Dimensions: 23w x 21.5d x 33h
Shown in Shadow (SHW).



Sonic — 6508
Armless Chair
\$231
Dimensions: 21.5w x 21.5d x 33h
Shown in Cloud (IVC).



INSTOCK TEXTILES

| FINISHES | | |
|----------|-------------------|------------------|
| | | |
| | BLK Night | IVC Cloud |
| | | |
| | SHW Shadow | |



6508 Armless Chair
Shown in Asphalt Night (BLK) Polypropylene.



In addition to these products being INstock (shown above) and available now, you can customize many models in this series and have them shipped in as little as 2 business days! See page 148-149 for more information. Available models are listed below:

2DAY LIGHTNING models are available in five polypropylene colors:



2DAY LIGHTNING Models - Sonic

| MODEL | LIST PRICE (starting at) |
|--------------|--------------------------|
| 6508 | \$231 |
| 6508MB | \$277 |
| 6509 | \$267 |
| 6509MB | \$312 |
| 6511 | \$300 |
| 6513 | \$282 |
| 6513MB | \$326 |
| 6514 | \$315 |
| 6514MB | \$362 |
| 6515 | \$345 |
| 6517WS | \$402 |



Duet — 6620
Armchair
\$257
Dimensions: 25.5w x 22.75d x 33.25h
Shown in Night (BLK).




Duet — 6621
Armless Chair
\$182
Dimensions: 20.75w x 22.75d x 33.25h
Shown in Shadow (SHW).



INSTOCK TEXTILES

FINISHES



BLK Night



SHW Shadow



IVC Cloud

6621 Armless Chair
Shown in Cloud (IVC) Polypropylene.



In addition to these products being INstock (shown above) and available now, you can customize many models in this series and have them shipped in as little as 2 business days! See page 148-149 for more information. Available models are listed below:

2DAY LIGHTNING Models - Duet

| MODEL | LIST PRICE |
|------------|------------|
| 6620 | \$257 |
| 6621 | \$182 |
| 6624 | \$541 |

2DAY LIGHTNING models are available in five polypropylene colors:



Night (BLK)

Cloud (IVC)

Latte (LAB)

Scarlet (SAR)

Shadow (SHW)



Popcorn — 6710
Armchair
\$242
Dimensions: 24.5w x 23.5d x 32.5h
Shown in Cloud (IVC).




Popcorn — 6711
Armless Chair
\$160
Dimensions: 20w x 23.5d x 32.5h
Shown in Shadow (SHW).



INSTOCK TEXTILES

FINISHES



BLK Night



SHW Shadow



IVC Ivory Clouds

6711 Armless Chair
Shown in Cloud (IVC) Polypropylene.



In addition to these products being INstock (shown above) and available now, you can customize many models in this series and have them shipped in as little as 2 business days! See page 148-149 for more information. Available models are listed below:

2DAY LIGHTNING Models - Popcorn

| MODEL | LIST PRICE |
|------------|------------|
| 6710 | \$242 |
| 6711 | \$160 |
| 6715 | \$541 |
| 6716 | \$12 |

2DAY LIGHTNING models are available in five polypropylene colors:



Night (BLK)

Cloud (IVC)

Latte (LAB)

Scarlet (SAR)

Shadow (SHW)



OTG11703
Stack Chair
\$225
Dimensions: 21.5w x 23d x 30.5h
Ergonomic Features: M, N (page 147)
Patterned Black fabric upholstery (stocked) • Black powder coated frame • Can be stacked 4 high on optional dolly (OTG11706) • Packed 2 per carton (priced each)
Shown in Quilt, Black (QL10).



OTG11704
Armless Stack Chair
\$200
Dimensions: 21.5w x 23d x 30.5h
Ergonomic Features: M, N (page 147)
Patterned Black fabric upholstery (stocked) • Black powder coated frame • Can be stacked 4 high on optional dolly (OTG11706) • Packed 2 per carton (priced each)
Shown in Quilt, Black (QL10).

OTG11706
Dolly (non-stocked item)
\$250

SAME DAY/NEXT DAY
INstock
LOCAL SHIPPING

INSTOCK TEXTILE

QUILT



QL10 Black



OTG11704 Armless Stack Chair
Shown with dolly (OTG11706). Shown in Quilt, Black (QL10).



In addition to these products being INstock (shown above) and available now, you can customize these models and have them shipped in as little as 2 business days (\$55 upcharge included in pricing below)! See page 150-151 for more information. Available models are listed below:

| 2DAY SHIP Models | |
|------------------|------------|
| MODEL | LIST PRICE |
| OTG11703 | \$280 |
| OTG11704 | \$255 |



OTG11703 Stack Chair
Shown in Quilt, Navy (QL14).



OTG11704 Armless Stack Chair
Shown in Quilt, Charcoal (QL11).

2 Day Ship Program is limited to 50 pieces per model.




OTG11697
Armless Stack Chair
\$170
Dimensions: 18.5w x 23.5d x 30h
Ergonomic Features: M, N (page 147)
Patterned Black fabric upholstery (stocked)
• Tubular chrome frame • Can be stacked 13 high without dolly or 15 high on optional dolly (OTG11698) • Packed 2 per carton (priced each)
Shown in Quilt, Black (QL10).

OTG11698
Dolly (non-stocked item)
\$300

SAME DAY/NEXT DAY
INstock
LOCAL SHIPPING

INSTOCK TEXTILE

QUILT



QL10 Black



OTG11697 Armless Stack Chair
Shown in Quilt, Black (QL10).



In addition to this product being INstock (shown above) and available now, you can customize this model and have it shipped in as little as 2 business days (\$55 upcharge included in pricing below)! See page 150-151 for more information. Available model is listed below:

| 2DAY SHIP Model | |
|-----------------|------------|
| MODEL | LIST PRICE |
| OTG11697 | \$225 |



OTG11697 Armless Stack Chair
Shown in Sprinkle, Copper (S104).



OTG11697 Armless Stack Chair
Shown in Sprinkle, Jade (S107).

2 Day Ship Program is limited to 50 pieces per model.



OTG2748
Armless Stack Chair
\$180
Dimensions: 19.5w x 22.5d x 32h
Ergonomic Features: M, N (page 147)
Patterned Black fabric upholstery (stocked) • Black powder coated frame • Can be stacked 4 high with or without dolly (GC3010) • Packed 2 per carton (priced each)
Shown in Quilt, Black (QL10).

GC3010
Dolly (non-stocked item)
\$250



OTG2748 Armless Stack Chair
Shown in Quilt, Black (QL10).

SAME DAY/NEXT DAY
INstock
LOCAL SHIPPING

INSTOCK TEXTILE
QUILT
QL10 Black



Offices To Go
2dayship
color
SHIPS FROM THE FACTORY IN 2 DAYS!

In addition to this product being INstock (shown above) and available now, you can customize this model and have it shipped in as little as 2 business days (\$55 upcharge included in pricing below)! See page 150-151 for more information. Available to order on OTG 2 Day Ship in all OTG Eligible textiles, except for LUXHIDE. Luxhide would be subject to “standard” factory lead times. Available model is listed below:

| 2DAY SHIP Model | |
|-----------------|------------|
| MODEL | LIST PRICE |
| OTG2748..... | \$235 |



OTG2748 Armless Stack Chair
Shown in Quilt, Wine (QL16).



OTG2748 Armless Stack Chair
Shown in Quilt, Charcoal (QL11).

2 Day Ship Program is limited to 50 pieces per model.



OTG11934
Armless Stack Chair
\$140
Dimensions: 17.5w x 22.5d x 33.5h
Ergonomic Features: M, N (page 147)
Patterned Black fabric upholstery (stocked) • Black powder coated frame • Floor and stacking bumpers included • Can be stacked 10 high on optional dolly (OTG11705) • Packed 2 per carton (priced each)
Shown in Quilt, Black (QL10).

OTG11705
Dolly (non-stocked item)
\$145



OTG11934 Armless Stack Chair
Shown in Quilt, Black (QL10).

SAME DAY/NEXT DAY
INstock
LOCAL SHIPPING

INSTOCK TEXTILE
QUILT
QL10 Black



Offices To Go
2dayship
color
SHIPS FROM THE FACTORY IN 2 DAYS!

In addition to this product being INstock (shown above) and available now, you can customize this model and have it shipped in as little as 2 business days (\$55 upcharge included in pricing below)! See page 150-151 for more information. Available model is listed below:

| 2DAY SHIP Model | |
|-----------------|------------|
| MODEL | LIST PRICE |
| OTG11934..... | \$195 |



OTG11934 Armless Stack Chair
Shown in Quilt, Silver (QL19).



OTG11934 Armless Stack Chair
Shown in Quilt, Charcoal (QL11).

2 Day Ship Program is limited to 50 pieces per model.



OTG1220B
Stack Chair
\$190
Dimensions: 21.5w x 21d x 31.5h
Impact resistant Black plastic seat and back •
Chrome steel frame • Can be stacked 5 high
on the floor • Packed 4 chairs per carton
(priced each)
Shown in Black polypropylene



OTG1221B
Armless Stack Chair
\$175
Dimensions: 18w x 21d x 31.5h
Impact resistant Black plastic seat and back •
Chrome steel frame • Can be stacked 5 high
on the floor • Packed 4 chairs per carton
(priced each)
Shown in Black polypropylene



OTG11310B
Medium Density Stacking Chair
\$160
Dimensions: 18.25w x 20.5d x 32h
Impact resistant Black plastic seat and back
(one piece) • Chrome plated steel rod frame
• Can be stacked 8 high on the floor or 24
high on available dolly (OTG11311B) • Packed 4
chairs per carton (priced each)
Shown in Black polypropylene



OTG11311B
Dolly
\$290

SAME DAY/NEXT DAY
Instock
LOCAL SHIPPING

INSTOCK TEXTILE
FINISH
Black Polypropylene



SAME DAY/NEXT DAY
Instock
LOCAL SHIPPING

INSTOCK TEXTILE
FINISH
Black Polypropylene



OTG11312
Connectors - Use 2 for each connection
\$25 per pair



OTG11313
Glides
\$20 per pair



OTG11700
Plastic Back Stack Chair - Armless
\$180
Dimensions: 22w x 22.5d x 31h
Impact resistant Black plastic seat and back •
Chrome steel frame • Can be stacked 12 high on
floor or dolly (OTG11701) • Packed 2 per carton
(priced each)
Shown in Black polypropylene

OTG11701
Dolly (non-stocked item)
\$195



OTG11700 Plastic Back Stack Chair - Armless
Shown with dolly (OTG11706). Shown in Black polypropylene.

SAME DAY/NEXT DAY
Instock
LOCAL SHIPPING

INSTOCK TEXTILE
FINISH
Black Polypropylene



SAME DAY/NEXT DAY
Instock
LOCAL SHIPPING

OTG10700
Set of Five Soft Casters
\$50
2" dual wheel rubber coated caster



SAME DAY/NEXT DAY
Instock
LOCAL SHIPPING

OTG10701
Set of Five Soft Casters
\$50
2" dual wheel rubber coated caster
without collar






Layout Shown

| Model | Description | List Price |
|-----------|--|------------|
| PN3072DM | Freestanding Desk with Metal Legs | \$1038 |
| PN2772CPL | 27"H Credenza with Pull-Out Equipment Tray - Left | \$1650 |
| Total | | \$2688 |


Components Shown



INSTOCK FINISHES



WCR Winter Cherry



DWT White (PN36329, PN723629, PN964829, PN1204829, PN3072DM only)



DESKS + WORKSTATIONS



PN3072DM (WCR)
Freestanding Desk with Metal Legs
72w x 30d x 29h
\$1038



PN3072DM (DWT)
Freestanding Desk with Metal Legs
72w x 30d x 29h
\$1038



PN2772CPL (WCR)
27\"/>



PN2772CPR (WCR)
27\"/>

TABLES



PN363629 (DWT)
29\"/>



PN723629 (DWT)
29\"/>

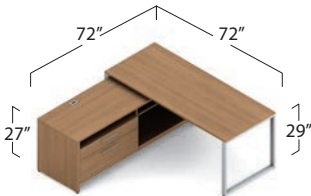


PN964829 (DWT)
29\"/>

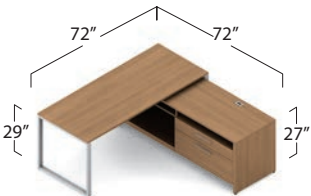


PN1204829 (DWT)
29\"/>

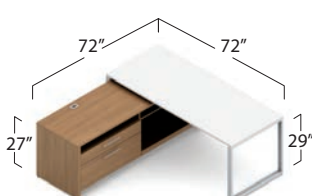
SAMPLE LAYOUTS



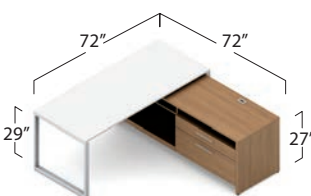
LAYOUT PRC522L
1 PN3072DM 1 PN2772CPL
\$2688



LAYOUT PRC522R
1 PN3072DM 1 PN2772CPR
\$2688



LAYOUT PRC522L
1 PN3072DM 1 PN2772CPL
\$2688



LAYOUT PRC522R
1 PN3072DM 1 PN2772CPR
\$2688



Layout Shown

| Model | Description | List Price |
|-----------|---|------------|
| PN3072DM | Freestanding Desk with Metal Legs | \$1038 |
| PN2772CPR | 27"H Credenza with Pull-Out Equipment Tray - Right | \$1650 |
| Total | | \$2688 |

Components Shown



DWT White (PN36329, PN723629, PN964829, PN1204829, PN3072DM only)



Layout Shown

| Model | Description | List Price |
|----------|------------------------------------|------------|
| A3672SPL | Single Pedestal Desk - Left | \$1133 |
| A3672SPR | Single Pedestal Desk - Right | \$1133 |
| A2072CSL | Single Pedestal Credenza - Left | \$1043 |
| A2072CSR | Single Pedestal Credenza - Right | \$1043 |
| A2448FB | Flush Bridge (\$451 each) | \$902 |
| A2036LF | 2 Drawer Lateral File (\$973 each) | \$1946 |
| A72HOCB | Open Hutch | \$891 |
| ADOOR72 | Hutch Door Kit | \$327 |
| Total | | \$8418 |

Components Shown



SAME DAY/NEXT DAY
INstock
LOCAL SHIPPING

INSTOCK FINISH

AWH Avant Honey



DESKS + WORKSTATIONS



A3672DP
Double Pedestal Desk
72w x 36d x 29h
\$1358



A2448FB
Flush Bridge
24w x 48d x 29h
\$451



A3672SPL
Single Pedestal Desk - Left
72w x 36d x 29h
\$1133



A3672SPR
Single Pedestal Desk - Right
72w x 36d x 29h
\$1133



A2072CSL
Single Pedestal Credenza - Left
72w x 20d x 29h
\$1043



A2072CSR
Single Pedestal Credenza - Right
72w x 20d x 29h
\$1043



A2448FL
Flush Return - Left
48w x 24d x 29h
\$828



A2448FR
Flush Return - Right
48w x 24d x 29h
\$828



A72HOCB
Open Hutch
72w x 15d x 36h
\$891



ADOOR72
Hutch Door Kit
17.75w x 15h
\$327

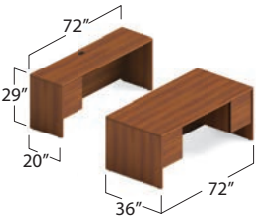


A2036LF
2 Drawer Lateral File
36w x 20d x 29h
\$973

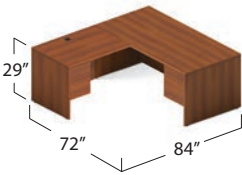


ABC72
Bookcase
36w x 12d x 72h
\$891

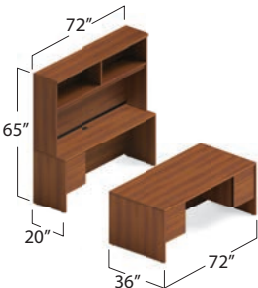
SAMPLE LAYOUTS



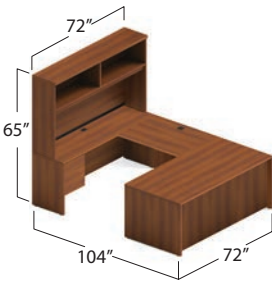
LAYOUT ADPS12
1 A3672DP 1 A2072CSL
\$2401



LAYOUT ADP504R
1 A3672SPR 1 A2448FL
\$1961



LAYOUT ADP513
1 A3672DP 1 A72HOCB 1 A2072CSL
\$3292




LAYOUT ADP505R
1 A3672SPR 1 A2072CSL 1 A2448FB 1 A72HOCB
\$3518



Layout Shown

| Model | Description | List Price |
|----------|----------------------------------|------------|
| A3672DP | Double Pedestal Desk | \$1358 |
| A2072CSR | Single Pedestal Credenza - Right | \$1043 |
| ABC72 | Bookcase (\$891 each) | \$1782 |
| Total | | \$4183 |

Components Shown






Layouts Shown

| Model | Description | List Price |
|----------|-----------------------------|------------|
| G3060SPL | Single Pedestal Desk - Left | \$725 |
| G2040FR | Flush Return - Right | \$598 |
| Total | | \$1323 |


| Model | Description | List Price |
|----------|------------------------------------|------------|
| G2036LF | 2 Drawer Lateral File (\$876 each) | \$1752 |
| G3060SPR | Single Pedestal Desk - Right | \$725 |
| G2040FL | Flush Return - Left | \$598 |
| Total | | \$3075 |

Components Shown




SAME DAY/NEXT DAY
INstock
LOCAL SHIPPING

INSTOCK FINISHES



DES Dark Espresso



QTM Quartered Mahogany



DESKS + WORKSTATIONS



G3672DP (DES)
Double Pedestal Desk
72w x 36d x 29h
\$1034



G3672DP (QTM)
Double Pedestal Desk
72w x 36d x 29h
\$1034



GHBC72 (DES)
Bookcase
36w x 12d x 72h
\$919



GHBC72 (QTM)
Bookcase
36w x 12d x 72h
\$919



G3060DP (DES)
Double Pedestal Desk
60w x 30d x 29h
\$820



G3060DP (QTM)
Double Pedestal Desk
60w x 30d x 29h
\$820



G2040FL (DES)
Flush Return - Left
40w x 20d x 29h
\$598



G2040FL (QTM)
Flush Return - Left
40w x 20d x 29h
\$598



G2040FR (DES)
Flush Return - Right
40w x 20d x 29h
\$598



G2040FR (QTM)
Flush Return - Right
40w x 20d x 29h
\$598



G2445SPR (DES)
Single Pedestal Desk -
right
45w x 24d x 29h
\$566



G2445SPR (QTM)
Single Pedestal Desk -
right
45w x 24d x 29h
\$566



G3060SPL (DES)
Single Pedestal Desk
- Left
60w x 30d x 29h
\$725



G3060SPL (QTM)
Single Pedestal Desk
- Left
60w x 30d x 29h
\$725



G3060SPR (DES)
Single Pedestal Desk -
Right
60w x 30d x 29h
\$725



G3060SPR (QTM)
Single Pedestal Desk -
Right
60w x 30d x 29h
\$725



G2036LF (DES)
2 Drawer Lateral Files
36w x 20d x 29h
\$876



G2036LF (QTM)
2 Drawer Lateral Files
36w x 20d x 29h
\$876

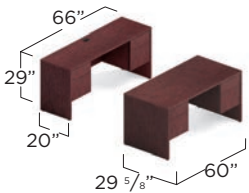


G2066CK (DES)
Kneespace Credenza
66w x 20d x 29h
\$978

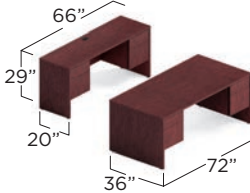


G2066CK (QTM)
Kneespace Credenza
66w x 20d x 29h
\$978

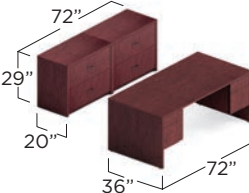
SAMPLE LAYOUTS



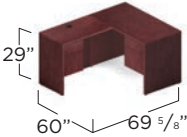
LAYOUT GEN501
1 G3060DP 1 G2066CK
\$1798



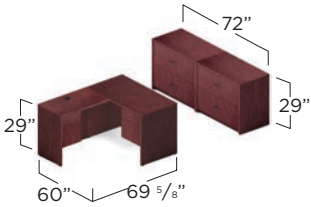
LAYOUT GEN505
1 G3672DP 1 G2066CK
\$2012



LAYOUT GEN506
1 G3672DP 2 G2036LF
\$2786



LAYOUT GEN507L
1 G3060SPR 1 G2040FL
\$1323



LAYOUT GEN508L
1 G3060SPR 2 G2036LF 1 G2040FL
\$3075



Layout Shown

| Model | Description | List Price |
|----------|------------------------------|------------|
| G2445SPR | Single Pedestal Desk - Right | \$566 |
| G2040FL | Flush Return - Left | \$598 |
| Total | | \$1164 |

Components Shown



G2445SPR



G2040FL



INSTOCK FINISHES



DES Dark Espresso



QTM Quartered Mahogany



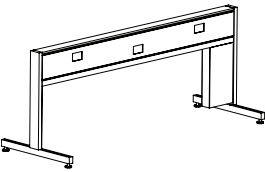


— Intelli Beam™ with Foli Height Adjustable Tables

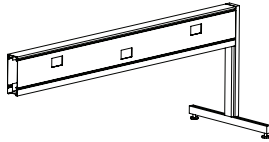
Intelli Beam brings forward a new era of open plan environments. The elevated beam combines the capability of panel systems with the style demanded in today's work and education spaces. Intelli Beam is driven by smart, modular design that powers individual workspaces and collaborative areas.

Low key, high power. Now in stock. — 

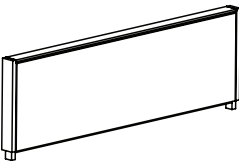
INstock components



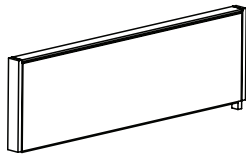
IBBSU2460S
24 x 60 Starter Beam Kit
Includes Intelli Beam raceway, vertical base feed cover, power distribution housing, 17" electrical jumper cable and (2) end of run trims.
\$1082



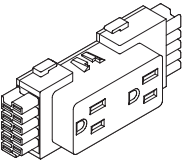
IBBAT2460S
24 x 60 Add-On Beam Kit
Includes Intelli Beam raceway, power distribution housing and 17" electrical jumper cable.
\$757



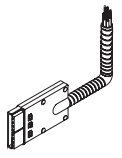
IBSFE1860S
18 x 60 Starter Extension Kit
Fabric starter extension kit attaches on top of a starter beam kit of the same width. Must be used in conjunction with starter beam kits.
\$564



IBAFE1860S
18 x 60 Add-On Extension Kit
Fabric add-on extension kit attaches on top of an add-on beam kit of the same width. Must be used in conjunction with add-on beam kits.
\$443



IBE8RDK1A A pack of four duplexes (two Circuit 1 duplexes and two Circuit A duplexes). One pack will provide duplexes for one starter beam kit OR one add-on beam kit. Duplexes snap into the power distribution housing within the Intelli Beam raceway.



IBE8RF3PBS
Base Feed
Provides single power entry from floor or wall located building power supply. Must be hardwired to the building power supply by a licensed electrician.
\$420


IBE8RDK2B A pack of four duplexes (two Circuit 2 duplexes and two Circuit B duplexes). One pack will provide duplexes for one starter beam kit OR one add-on beam kit. Duplexes snap into the power distribution housing within the Intelli Beam raceway.

\$128



INSTOCK TEXTILE (TACKBOARD)


ANCHORAGE



AN64 Cloud

INSTOCK FINISH (FRAME)

TUNGSTEN



TUN Tungsten

For Offices To Go Height Adjustable Tables see page 113.



18 x 60 Starter Extension Kit
Starter fabric extension kits include a tackable fabric panel and appropriate hardware to "stack-on" to existing starter kits (IBBSU2460S). The extension kit adds to the height of the beam, providing a greater sense of privacy, space division and some sounds absorption.

18 x 60 Add-On Extension Kit
Add-On fabric extension kits include a tackable fabric panel and appropriate hardware to "stack-on" to existing add-on kits (IBBAT2460S). The extension kit adds to the height of the beam, providing a greater sense of privacy, space division and some sounds absorption.

Intelli Beam includes two knockouts for duplexes and one knockout for data.

The basefeed powers 4-circuits in a 2+2 electrical configuration (2 utility circuits and 2 dedicated circuits). This must be specified with an IBBSU2460S – this will then power the starter kit and any add-on kit connected to it. The base feed must be hardwired to the building power supply by a licensed electrician.

T-leg with adjustable glides

24 x 60 Add-On Beam Kit
Add-on kits includes all the pieces required to expand upon the starter kit. Add one additional add-on kit for a 4-pack, two add-on kits for a 6-pack or three for an 8-pack. Add-on kits must be used with one starter kit. Specify duplexes separately.

24 x 60 Starter Beam Kit
The starter kit includes everything you need to create a 2-person workstation (acts as a freestanding piece), or to start a run of more workstations. Just specify duplexes and a basefeed separately to get up and running.



List price as shown **\$4837**



List price as shown **\$5532**



List price as shown **\$10076**

Intelli Beam brings forward a new era of open plan environments. The elevated beam combines the capability of panel systems with the style demanded in today's work and education spaces. Intelli Beam is driven by smart, modular design that powers individual workspaces and collaborative areas.

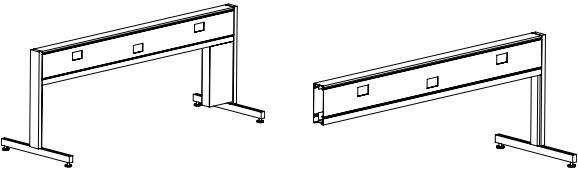


List price as shown **\$3243**

List price as shown **\$3938**

List price as shown **\$6888**

INstock components



IBBSU2460S

24 x 60 Starter Beam Kit

Includes Intelli Beam raceway, vertical base feed cover, power distribution housing, 17" electrical jumper cable and (2) end of run trims.

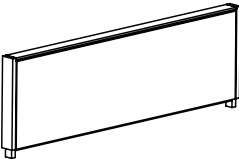
\$1082

IBBAT2460S

24 x 60 Add-On Beam Kit

Includes Intelli Beam raceway, power distribution housing and 17" electrical jumper cable.

\$757

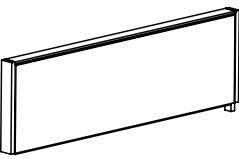


IBSFE1860S

18 x 60 Starter Extension Kit

Fabric starter extension kit attaches on top of a starter beam kit of the same width. Must be used in conjunction with starter beam kits.

\$564

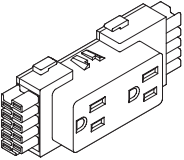


IBAFE1860S

18 x 60 Add-On Extension Kit

Fabric add-on extension kit attaches on top of an add-on beam kit of the same width. Must be used in conjunction with add-on beam kits.

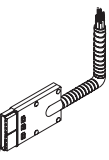
\$443



IBES8RDK1A A pack of four duplexes (two Circuit 1 duplexes and two Circuit A duplexes). One pack will provide duplexes for one starter beam kit OR one add-on beam kit. Duplexes snap into the power distribution housing within the Intelli Beam raceway.

IBES8RDK2B A pack of four duplexes (two Circuit 2 duplexes and two Circuit B duplexes). One pack will provide duplexes for one starter beam kit OR one add-on beam kit. Duplexes snap into the power distribution housing within the Intelli Beam raceway.

\$128



IBES8RF3PBS

Base Feed

Provides single power entry from floor or wall located building power supply. Must be hardwired to the building power supply by a licensed electrician.

\$420



INSTOCK TEXTILE (TACKBOARD)


ANCHORAGE



AN64 Cloud

INSTOCK FINISH (FRAME)

TUNGSTEN



TUN Tungsten

For Offices To Go Height Adjustable Tables see page 113.



Table shown in highest position.
Shown in Winter Cherry (WCR).

Table shown in lowest position.
Shown in White (DWT).

HEIGHT ADJUSTABLE BASE

PH3T6601
Height Adjustable Table [Base](#)
10 x 26.8h
\$973

CONSTRUCTION & FINISHES

- Steel construction
- Silver Finish
- Big tube on top

ADJUSTMENTS & SIZING

- Digital display, 2 programmable positions
- 26.75" - 44.75" (excludes surface)
- Accommodates 24" and 30" deep surfaces
- Accommodates 48" to 72" width surfaces
- Height adjustment speed of 1.3"/second
- Leg diameter: 3.15" x 2.35"
- Dual Motor
- 2 Legs, dual storage

CAPACITY

- Lifting capacity: 220 lbs.

LEAD TIME

- INstock nationally

POWER CONSUMPTION

- Active: 240W
- Standby: 0.2W

SAFETY

- Anti-collision safety feature
- Upper and lower limit settings

PHATLK460 3rd leg kit also available
INstock - for more information visit
www.globalfurnituregroup.com.

LAMINATE TABLE TOPS

PHAT2970T
Height Adjustable Table [Top](#)
70w x 29d x 1h
\$429
Not UPSable


PHAT2958T
Height Adjustable Table [Top](#)
58w x 29d x 1h
\$391
Not UPSable



INSTOCK FINISHES



WCR Winter Cherry



DWT White



Table shown in highest position at 45.25".
Shown in American Dark Cherry (ADC).

Table shown in lowest position at 27.5".
Shown in American Mahogany (AML).

Table shown in lowest position at 27.5".
Shown in Autumn Walnut (AWL).

HEIGHT ADJUSTABLE BASE

OTGHABASE-SIL
Height Adjustable Table [Base](#)
\$790

CONSTRUCTION & FINISHES

- Steel construction
- Silver finish

ADJUSTMENTS & SIZING

- Digital display, 4 programmable positions
- Height adjustment range of 27.5" - 45.25" (excludes worksurface thickness)
- Adjustable to accommodate 24" and 30" depths
- Adjustable to accommodate 48" - 72" widths in 1mm increments
- Height adjustment speed of .75"/second
- Leg diameter: 2.35" x 2.35"
- Single motor
- 2 Legs, dual stage

CAPACITY

- Lifting capacity: 220 lbs.

LEAD TIME

- INstock nationally

POWER CONSUMPTION

- Active: 108W (max)
- Standby: 0.5W

ASSEMBLY

- Horizontal worksurface support crossbar includes markings to make setting width easy

SAFETY

- Anti-collision safety feature

LAMINATE TABLE TOPS (Dimensions are nominal)

OTGHA4824
Height Adjustable Table [Top](#)
48w x 24d x 1h
\$118

OTGHA6024
Height Adjustable Table [Top](#)
60w x 24d x 1h
\$139

OTGHA7124
Height Adjustable Table [Top](#)
71w x 24d x 1h
\$163

OTGHA4830
Height Adjustable Table [Top](#)
48w x 30d x 1h
\$139

OTGHA6030
Height Adjustable Table [Top](#)
60w x 30d x 1h
\$165

OTGHA7130
Height Adjustable Table [Top](#)
71w x 30d x 1h
\$194



INSTOCK FINISHES



AWL Autumn Walnut



AML American Mahogany



ADC American Dark Cherry



AEL American Espresso



AGL Artisan Grey





GRT8WABN shown with Arno seating (page XX)

Racetrack Tables



GRT10WABN
10' Racetrack Table with
Black Bullnose Edge
48d x 120w x 29h
\$1520



GRT8WABN
8' Racetrack Table with
Black Bullnose Edge
48d x 96w x 29h
\$1332



GRT6ABN
6' Racetrack Table with
Black Bullnose Edge
36d x 72w x 29h
\$1094



G42CH
42\"/>

RACETRACK LAMINATE FEATURES



Racetrack Top



Bullnose Edge



Arched Base

For Offices To Go Boardroom Tables see pages 125 + 131.





GCT8WBXBU shown with Arturo seating (page XX)

Boat Shaped Tables



GCT10WBX2BU
10' Boat Shaped Table with
matching Built-Up Self Edge
48d x 120w x 29h
\$1554



GCT8WBXBU
8' Boat Shaped Table with
matching Built-Up Self Edge
48d x 96w x 29h
\$1279



GCT6BXBU
6' Boat Shaped Table with
matching Built-Up Self Edge
36d x 72w x 29h
\$981

BOAT SHAPED LAMINATE FEATURES



Boat Shaped Top



Built-Up Edge



Slab Base

For Offices To Go Boardroom Tables see pages 125 + 131.

SAME DAY/NEXT DAY
INstock
LOCAL SHIPPING

INSTOCK FINISH



QTM Quartered Mahogany



- Four contemporary finishes include Autumn Walnut (AWL), American Mahogany (AML), American Dark Cherry (ADC), American Espresso (AEL) + Artisan Grey (AGL) all accented with 3mm matching impact resistant edges.
- Box and file drawers feature full extension ball bearing drawer slides.
- Lateral files and file/file pedestals come equipped with a mechanical safety interlock.
- Pedestals, lateral files + multi-storage files are designed to connect to the appropriate desk, credenza + return shells.
- Metal pins + cam fasteners are designed for easy assembly. Metal brackets are also included for additional strength and rigidity.
- Autumn Walnut (AWL), American Espresso (AEL) and Artisan Grey (AGL) are standard with silver handles. Black handles optional (an upcharge applies - see page 131 for more information).
- American Mahogany (AML) and American Dark Cherry (ADC) are standard with black handles. Silver handles optional (an upcharge applies - see page 131 for more information).

SAME DAY/NEXT DAY


Instock

LOCAL SHIPPING


INSTOCK FINISHES



Autumn Walnut (AWL)



American Mahogany (AML)



American Dark Cherry (ADC)



American Espresso (AEL)



Artisan Grey (AGL)



Black grommets are standard on desks, returns, bridges, credenzas, extended corners and hutches. Silver grommets optional (an upcharge applies - see page 131 for SLGRSIL).



Top quality full extension ball bearing slides on all box and file drawers.



Black handles standard on AML + ADC. Silver handles optional (an upcharge applies - see page 131 for SLHDSIL).



Silver handles standard on AWL + AEL. Black handles optional (an upcharge applies - see page 131 for SLHDBLK).



GREENGUARD INDOOR AIR QUALITY CERTIFICATION

All Offices To Go® Superior Laminate Desking is in compliance with stringent emission guidelines set out by the Greenguard Environmental Institute under the standards for low emitting products and materials. www.greenguard.org






Layout Shown


Autumn Walnut (AWL)

| Model | Description | List Price |
|----------|---|------------|
| SL42425C | 5 Sided Corner (\$356 each) | \$712 |
| SL4824R | 48" Return Shell - Reversible (\$221 each) | \$884 |
| SL7136DI | "D" Island - Full End Panel | \$364 |
| SL36WC | 36" Wall Mounted Cabinet (\$256 each) | \$768 |
| SL36SIDR | Silver Doors for SL36WC (\$189 each) | \$567 |
| SL22BBF | 22"D Box/Box/File Pedestal with Lock (\$360 each) | \$720 |
| SL22FF | 22"D File/File Pedestal with Lock (\$360 each) | \$720 |
| Total | | \$4735 |

Components Shown



INSTOCK FINISHES






Layout Shown


American Dark Cherry (ADC)

| Model | Description | List Price |
|-----------|---|------------|
| SL48R | 48" Round Table with Cross Base | \$355 |
| SL36HO | 36" Table Top Bookcase (\$291 each) | \$582 |
| SL3622LF | 2 Drawer Lateral File | \$574 |
| SL3622SC | Storage Cabinet with Lock | \$419 |
| SL7141BDS | Bow Front Desk Shell | \$398 |
| SL7124CS | 71" Credenza Shell | \$331 |
| SL71HD | 71" Overhead Hutch with Doors | \$464 |
| SL36SIDR | Silver Doors for SL36HO (\$189 each) | \$378 |
| SL71SIDR | Silver Doors for SL71HD | \$351 |
| SL22BBF | 22"D Box/Box/File Pedestal with Lock (\$360 each) | \$720 |
| SL22FF | 22"D File/File Pedestal with Lock (\$360 each) | \$720 |
| Total | | \$5292 |


Components Shown




SL48R




SL36HO




SL3622LF




SL3622SC




SL7141BDS




SL7124CS




SL71HD




SL36SIDR



SL71SIDR




SL22BBF




SL22FF


INSTOCK FINISHES




AWL Autumn Walnut




AEL American Espresso



AML American Mahogany



AGL Artisan Grey



ADC American Dark Cherry





Layout Shown


Artisan Grey (AGL)

| Model | Description | List Price |
|-----------|--|------------|
| SL9544RS | 95" Racetrack Conference Table | \$551 |
| SL3622SC | Storage Cabinet with Lock (\$419 each) | \$838 |
| SL3622LF | 2 Drawer Lateral File (\$574 each) | \$1148 |
| SL71BC | 71" 4 Shelf Bookcase (\$398 each) | \$796 |
| SLHDBLK | Black Handles (\$14 each) | \$112 |
| SL4848VB | Presentation Board | \$706 |
| SL7122TOP | Common Top (\$110 each) | \$220 |
| Total | | \$4371 |

Components Shown



INSTOCK FINISHES







Layout Shown

American Espresso (AEL)

| Model | Description | List Price |
|-----------|--------------------------------------|------------|
| SL48R | 48" Round Table with Cross Base | \$355 |
| SL7136DS | 71" Rectangular Desk Shell | \$355 |
| SL48BC | 48" 2 Shelf Bookcase (\$271 each) | \$542 |
| SL3622MSF | Mixed Storage Unit with Lock | \$562 |
| SL36HO | 36" Table Top Bookcase | \$291 |
| SL7124CS | 71" Credenza Shell | \$331 |
| SL4824FB | 48" Flush Bridge | \$178 |
| SL71HD | 71" Overhead Hutch with Doors | \$464 |
| SL71SIDR | Silver Doors for SL71HD | \$351 |
| SLGRSIL | Silver Grommets (\$5 each) | \$25 |
| SL22BBF | 22"D Box/Box/File Pedestal with Lock | \$360 |
| SL22FF | 22"D File/File Pedestal with Lock | \$360 |
| Total | | \$4174 |



INSTOCK FINISHES



Superior Laminate Desking

January 1, 2020 Reduced List Pricing



AWL Autumn Walnut



AML American Mahogany



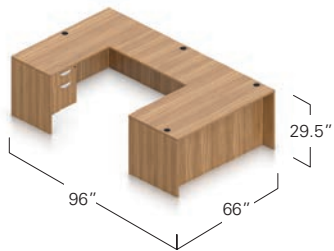
ADC American Dark Cherry



AEL American Espresso

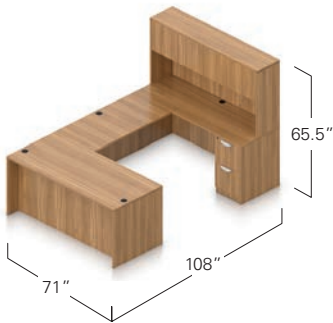


AGL Artisan Grey



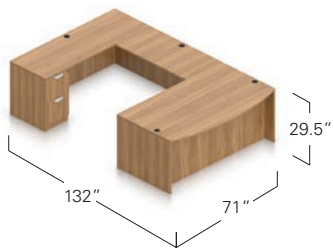
LAYOUT SL-A
2 SL22HBF
1 SL6630DS
1 SL4224FB
1 SL6624CS

\$1330



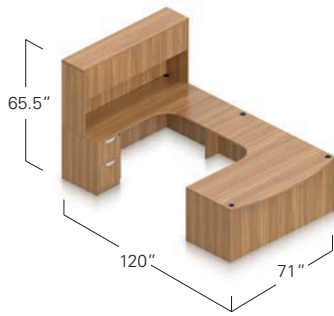
LAYOUT SL-B
1 SL7136DS
1 SL71HD
1 SL7124CS
1 SL22BBF
1 SL4824FB
1 SL22FF

\$2048



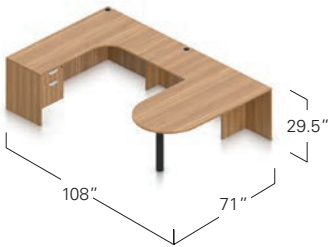
LAYOUT SL-C
1 SL22BBF
1 SL7124CS
1 SL22FF
1 SL7141BDS
1 SL4824FB

\$1627



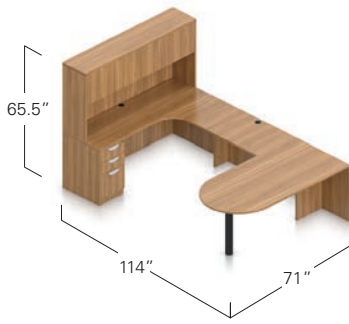
LAYOUT SL-D
1 SL22HBF
1 SL3624FB
1 SL22FF
1 SL7148BCL
1 SL71HD
1 SL7136CER

\$2268



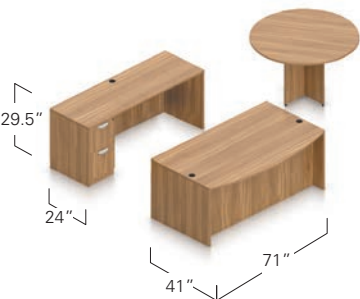
LAYOUT SL-E
1 SL22HBF
1 SL7136CER
1 SL3624FB
1 SL7136DI

\$1186



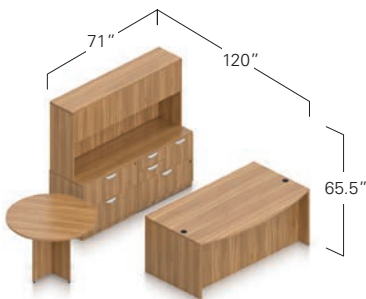
LAYOUT SL-F
1 SL22BBF
1 SL7136DI
1 SL7136CER
1 SL71HD
1 SL4224FB

\$1776



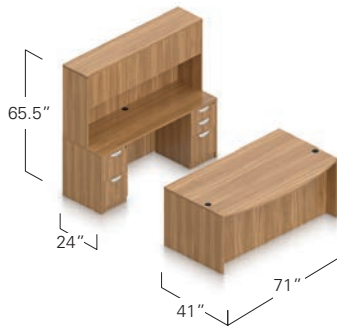
LAYOUT SL-G
1 SL7141BDS
1 SL22FF
1 SL7124CS
1 SL48R
1 SL22BBF

\$1804



LAYOUT SL-H
1 SL7141BDS
1 SL7122TOP
1 SL22FF
1 SL3622LF
1 SL71HD
1 SL42R
1 SL3622MSF
1 SL22BBF

\$3137



LAYOUT SL-I
1 SL7141BDS
2 SL22BBF
1 SL7124CS
2 SL22FF
1 SL71HD

\$2633



AWL Autumn Walnut



AML American Mahogany



ADC American Dark Cherry



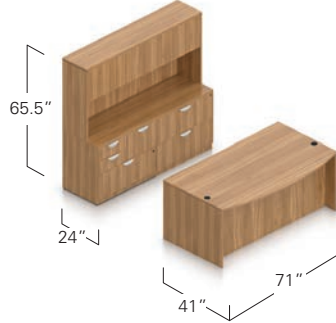
AEL American Espresso



AGL Artisan Grey

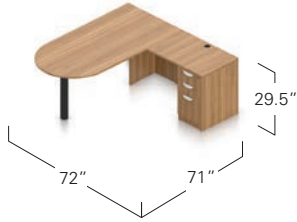
Superior Laminate Desking

January 1, 2020 Reduced List Pricing



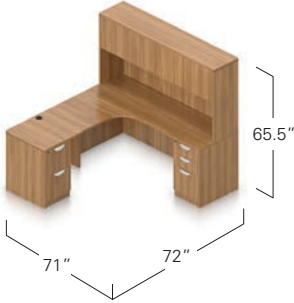
LAYOUT SL-J
1 SL7141BDS
1 SL7122TOP
1 SL22FF
1 SL3622LF
1 SL71HD
1 SL3622MSF
1 SL22BBF

\$2828



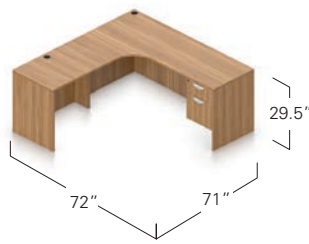
LAYOUT SL-K
1 SL7136DI
1 SL3624R
1 SL22BBF

\$908



LAYOUT SL-L
1 SL7136CEL
1 SL22BBF
1 SL3624R
1 SL22FF
1 SL71HD

\$1778



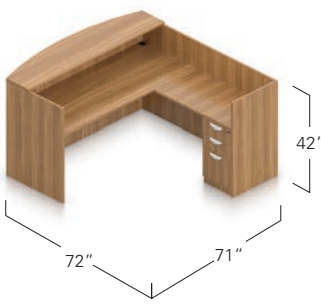
LAYOUT SL-M
1 SL7136CEL
1 SL3624R
1 SL22HBF

\$850



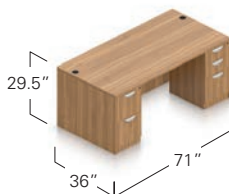
LAYOUT SL-N
1 SL6630DS
1 SL22BBF
1 SL4224R
1 SL22FF
1 SL3622LF

\$1846



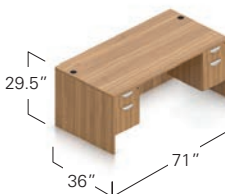
LAYOUT SL-O
1 SL7130RDS
1 SL4224RR
1 SL22BBF

\$1222



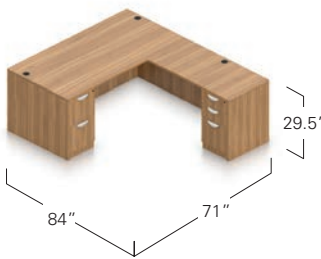
LAYOUT SL-Q
1 SL7136DS
1 SL22FF
1 SL22BBF

\$1075



LAYOUT SL-R
1 SL7136DS
2 SL22HBF

\$867



LAYOUT SL-S
1 SL7136DS
1 SL22FF
1 SL4824R
1 SL22BBF

\$1296

Offices — Superior Laminate Desking

January 1, 2020 Reduced List Pricing

SAME DAY/NEXT DAY
INstock
LOCAL SHIPPING

FINISHES

DESKS + WORKSTATIONS



AWL Autumn Walnut



AML American Mahogany



ADC American Dark Cherry



AEL American Espresso



AGL Artisan Grey



SL7141BDS
Bow Front Desk Shell
71W x 36/42D x 29.5H
\$398



SL7136DS
71" Rectangular
Desk Shell
71W x 36D x 29.5H
\$355



SL6630DS
66" Rectangular
Desk Shell
66W x 30D x 29.5H
\$331



SL6030DS
60" Rectangular
Desk Shell
60W x 30D x 29.5H
\$301



SL4830DS
48" Rectangular
Desk Shell
48W x 30D x 29.5H
\$288



SL4824DS
48" Rectangular
Desk Shell
48W x 24D x 29.5H
\$286



SL7148BCL
Bow Front with Corner
Extension — Left
71W x 30/36/48D x 29.5H
Not Freestanding
\$518



SL7148BCR
Bow Front with Corner
Extension — Right
71W x 36/48D x 29.5H
Not Freestanding
\$518



SL4824R
48" Return Shell —
Reversible
48W x 24D x 29.5H
\$221



SL4224R
42" Return Shell —
Reversible
42W x 24D x 29.5H
\$221



SL3624R
36" Return Shell —
Reversible
36W x 24D x 29.5H
\$184



SL3024R
30" Return Shell —
Reversible
30W x 24D x 29.5H
\$178



SL7124CS
71" Credenza Shell
71W x 24D x 29.5H
\$331



SL6624CS
66" Credenza Shell
66W x 24D x 29.5H
\$309



SL7136DI
"D" Island — Full End
Panel + Post (T-Base)
71W x 36D x 29.5H
Not Freestanding
\$364



SL7136CEL
Credenza with Corner
Extension — Left
71W x 24/36D x 29.5H
Not Freestanding
\$410



SL7136CER
Credenza with Corner
Extension — Right
71W x 24/36D x 29.5H
Not Freestanding
\$410



SL71HD
71" Overhead Hutch
w/ Doors
71W x 15D x 36H
Can span Desk/Return
Combination
\$464



SL66HD
66" Overhead Hutch
w/ Doors
66W x 15D x 36H
Fits SL6630DS and
SL6624CS Only
\$440



SL36WC
36" Wall Mounted
Cabinet
36"W x 15"D x 17"H
\$256



SL36HO
36" Table Top
Bookcase
36W x 15D x 36H
\$291



SL42425C
5 Sided Corner
42W x 42D x 29.5H
\$356



SL7130RDS
71" Reception
Desk Shell
71W x 30D x 42H
\$574



SL4224RR
42" Reception Return
Reversible
42W x 24D x 41H
\$288



SL4824FB
48" Flush Bridge
48W x 24D x 29.5H
\$178



SL4224FB
42" Flush Bridge
42W x 24D x 29.5H
\$178



SL3624FB
36" Flush Bridge
36W x 24D x 29.5H
\$156



SL3024FB
30" Flush Bridge
30W x 24D x 29.5H
\$146

BOOKCASES



SL12G
Half End Panel
12W" x 1"D x 28"H
\$50



SL71BC
71" 4 Shelf Bookcase
One fixed shelf, three
adjustable shelves
32W x 14D x 71H
\$398



SL48BC
48" 2 Shelf Bookcase
Two adjustable shelves
32W x 14D x 48H
\$271



SL30BC
30" 1 Shelf Bookcase
One adjustable shelf
32W x 14D x 30H
\$211

Note: All locking storage components are keyed random. Please contact customer care to learn more about keying alike. An upcharge applies.
*File drawer construction is for accommodating hanging files NOT for stacking materials on the drawer bottom.
Dimensions are nominal.

Superior Laminate Desking — Offices ToGo

January 1, 2020 Reduced List Pricing

SAME DAY/NEXT DAY
INstock
LOCAL SHIPPING

FINISHES

TABLES



AWL Autumn Walnut



AML American Mahogany



ADC American Dark Cherry



AEL American Espresso



AGL Artisan Grey



SL12048RS
120" Racetrack
Conference
Table/Slab Base - Top
is standard in 2 pieces
1 3/8" Top
120W x 48D x 29.5H
\$814



SL9544RS
95" Racetrack
Conference
Table/Slab Base
1 3/8" Top
95W x 44D x 29.5H
\$551



SL7136RS
71" Racetrack
Conference
Table/Slab Base
1 3/8" Top
71W x 36D x 29.5H
\$440



SL48R
48" Round Table/
Cross Base
48W x 29.5H
\$355



SL42R
42" Round Table/
Cross Base
42W x 29.5H
\$309



SL36R
36" Round Table/
Cross Base
36W x 29.5H
\$220

STORAGE OPTIONS



SL22BBF*
22"D Box/Box/File
Pedestal with Lock
16W x 22D x 28H
Fully Assembled
\$360



SL22FF*
22"D File/File Pedestal
with Lock
16W x 22D x 28H
Fully Assembled
\$360



SL22TOP
Top for SL22BBF +
SL22FF
\$47



SL22HBF*
22"D Hanging Box/File
Pedestal with Lock
16W x 22D x 19H
Fully Assembled
\$256



SL3622LF*
2 Drawer Lateral File
with Lock
36W x 22D x 29.5H
Fully Assembled
\$574



SLCWT
Counterweight for
use with SL3622LF
\$50



SL3622SC
Storage Cabinet
with Lock
36W x 22D x 29.5H
\$419



SL3622MSF*
Mixed Storage Unit
with Lock
36W x 22D x 29.5H
Fully Assembled
\$562

ACCESSORIES



SL7122TOP
Common Top for
use across any
combination of
SL3622LF, SL3622SC
+ SL3622MSF
\$110



SL71TB
Tackboard — Black
Fabric
68.25W x 17.25H
\$117



SL66TB
Tackboard — Black
Fabric
64W x 17.25H
\$111



SL20CD
20" Center Drawer
\$124




SLKB
Keyboard Tray
22.625W x 13D x .6875
front
\$81




SL4848VB
Presentation Board
Tackable black fabric
on doors
48W x 48H
\$706



SL36SIDR
Silver Doors for
SL36HO + SL36WC
\$189



SL66SIDR
Silver Doors for
SL66HD
\$334



SL71SIDR
Silver Doors for
SL71HD
\$351



SLGRSIL
Silver Grommet Cover
\$5
SLGRSIL10
Silver Grommet Cover
(10 pack)
\$34



SLGRBLK
Black Grommet Cover
\$5
SLGRBLK10
Black Grommet Cover
(10 pack)
\$34



SLHDSIL
Silver Handle
\$14
SLHDSIL10
Silver Handle (10 pack)
\$101




SLHDBLK
Black Handle
\$14
SLHDBLK10
Black Handle (10
pack)
\$101


- Hand selected veneers accented with solid wood fluted edges finished in a rich satin gloss Toffee or Cordovan finish that features a twelve step finishing process with a polyurethane top coat finish.
- Box and file drawers feature full extension ball bearing drawer slides.
- Lateral files come equipped with a mechanical safety interlock.
- Pedestals, lateral files + multi-storage files are designed to connect to the appropriate desk, credenza and return shells.
- Drawer interiors are constructed of multi-ply wood veneer.
- Metal pins and cam fasteners are designed for rigidity. Metal brackets are also included for additional strength + rigidity.

SAME DAY/NEXT DAY
INstock
LOCAL SHIPPING

INSTOCK FINISHES



Cordovan (CCH)



Toffee (TCH)




Satin Nickel handles are standard on all Ventnor filing and storage components.



Solid wood fluted edges finished in either a rich satin gloss Toffee (TCH) or Cordovan (CCH) finish.



Black grommets are standard on desks, returns, bridges, credenzas, extended corners and hutches. Silver grommets optional (an upcharge applies - see page 131 for SLGRSIL).



Top quality full extension ball bearing slides on all box and file drawers.



Natural wood grain runs vertically and matches seamlessly from top to bottom on all drawer fronts






Layout Shown

Toffee (TCH)

| Model | Description | List Price |
|-----------|---|------------|
| VF70BC | 70" 4 Shelf Bookcase | \$1037 |
| VF48R | 48" Round Table Drum Base | \$968 |
| VF7224C | Storage Cabinet with Locking Pedestals | \$2072 |
| VF7240BDS | Bow Front Desk Shell | \$1101 |
| VF7224CS | 72" Credenza Shell | \$806 |
| VF72HD | 72" Overhead Hutch with Doors | \$1252 |
| VF22BBF | 22"D Box/Box/File Pedestal with Lock (\$600 each) | \$1200 |
| VF22FF | 22"D File/File Pedestal with Lock (\$582 each) | \$1164 |
| Total | | \$9600 |



SAME DAY/NEXT DAY
Instock
LOCAL SHIPPING





Layout Shown

Cordovan (CCH)

| Model | Description | List Price |
|----------|--------------------------------------|------------|
| VF42BC | 42" 2 Shelf Bookcase (\$674 each) | \$1348 |
| VF36HO | 36" Open Hutch | \$692 |
| VF48R | 48" Round Table Drum Base | \$968 |
| VF6624CS | 66" Credenza Shell | \$747 |
| VF4224FB | 42" Flush Bridge | \$393 |
| VF66HD | 66" Overhead Hutch with Doors | \$1198 |
| VF7236DI | "D" Island - Full End Panel | \$1013 |
| VF3624LF | 2 Drawer Lateral File | \$1252 |
| VF22BBF | 22"D Box/Box/File Pedestal with Lock | \$600 |
| Total | | \$8211 |



VF42BC



VF36HO



VF48R



VF6624CS



VF4224FB



VF66HD



VF22BBF



VF7236DI



VF3624LF

SAME DAY/NEXT DAY
Instock
LOCAL SHIPPING

INSTOCK FINISHES

CCH Cordovan

TCH Toffee



CCH Cordovan



TCH Toffee

DESKS + WORKSTATIONS



VF7240BDS
Bow Front Desk Shell
72W x 34/40D x 29H
\$1101



VF7236DS
72" Rectangular Desk Shell
72W x 36D x 29H
\$1060



VF6630DS
66" Rectangular Desk Shell
66W x 30D x 29H
\$899



VF4824R
48" Return Shell — Reversible
48W x 24D x 29H
\$531



VF4224R
42" Return Shell — Reversible
42W x 24D x 29H
\$485



VF7224CS
72" Credenza Shell
72W x 24D x 29H
\$806



VF6624CS
66" Credenza Shell
66W x 24D x 29H
\$747



VF7236DI
"D" Island — Full end panel, modesty panel
72W x 36D x 29H
Not Freestanding
\$1013



VF72HD
72" Overhead Hutch with Doors
72W x 15D x 42H
Can span Desk/Return Combination - Fully Assembled
\$1198



VF66HD
66" Overhead Hutch with Doors
66W x 15D x 42H
Fits VF6624CS + VF6630DS
Fully Assembled
\$1198



VF36HO
36" Open Hutch
36W x 15D x 42H
Fits VF3624LF + VF3624SC
\$692



VF4824FB
48" Flush Bridge
48W x 24D x 29H
\$438



VF4224FB
42" Flush Bridge
42W x 24D x 29H
\$393



VF7230RDS
72" Reception Desk Shell
72W x 30D x 42H
\$1428



VF4224RR
42" Reception Return — Reversible
42W x 24D x 41H
\$660



VF6012RT
Optional Transaction Top for Return
60W x 12D
Fits VF4224RR
\$204

TABLES



VF16848RH
168" Racetrack Conference Table with Three Drum Bases — Top is standard in two pieces — 1 1/2" Tops
168W x 48D x 29H
\$3130



VF14448RH
144" Racetrack Conference Table with Two 1/2 Drum Bases — Top is standard in two pieces — 1 1/2" Tops
144W x 48D x 29H
\$2394



VF12048RH
120" Racetrack Conference Table with Two 1/2 Drum Bases — Top is standard in two pieces — 1 1/2" Tops
120W x 48D x 29H
\$1888



VF9642RH
96" Racetrack Conference Table with Two 1/2 Drum Bases — 1 1/2" tops
96W x 42D x 29H
\$1437



VF7236RH
72" Racetrack Conference Table with Two 1/2 Drum Bases — 1 1/2" tops
72W x 36D x 29H
\$1198



VF48R
48" Round Table/Drum Base
48W x 29H
\$968



VF42R
42" Round Table/Drum Base
42W x 29H
\$784

ACCESSORIES



VF2424ET
24" End Table
24W x 24D x 20H
\$375




VF70TB
Tackboard — Black Fabric
70W x 18.25H
Fits VF72HD
\$181



VF64TB
Tackboard — Black Fabric
64W x 18.25H
Fits VF66HD
\$172



VF20CD
20" Center Drawer
\$75



VFKB
Keyboard Tray
26W x 12D
\$80



VF4848VB
Presentation Board
Fabric on doors
48W x 48D
Fully Assembled
\$1032



CCH Cordovan



TCH Toffee

STORAGE OPTIONS



VF22BBF*
22"D Box/Box/File Pedestal with Lock
15.5W x 22D x 28H
To be used under workstations only.
\$600



VF22FF*
22"D Box/Box/File Pedestal with Lock
15.5W x 22D x 28H
To be used under workstations only.
\$582



VF3624LF*
2 Drawer Lateral File with Lock
36W x 24D x 29H
Fully Assembled
\$1252



VF3522CLF*
2 Drawer Lateral File with Lock
35W x 22D x 28H
Fully Assembled
To be used under VF7224CS as single shell
\$912



VF3624SC
Storage Cabinet
36W x 24D x 29H
\$1124

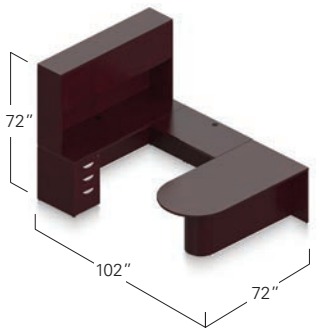


VF3022MSF*
Mixed storage unit with Lock
30W x 22D x 28H
Fully Assembled
To be used under VF7224CS as single shell
\$1105

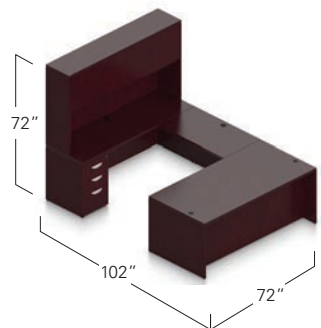


VF7224C*
Storage Cabinet with Locking Pedestals
72W x 24D x 29H
Fully Assembled
\$2072

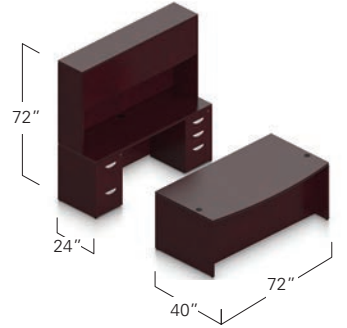
OFFICES TO GO SAMPLE LAYOUTS



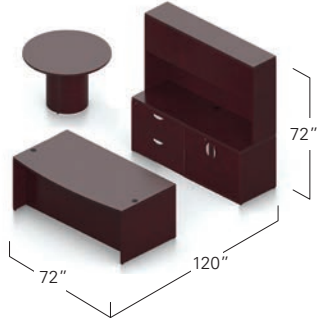
LAYOUT VF-A
1 VF7236DI
1 VF4224FB
1 VF7224CS
1 VF22BBF
1 VF72HD
\$4064



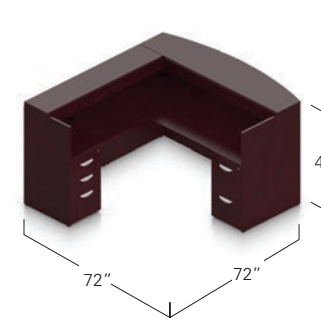
LAYOUT VF-B
1 VF7236DS
1 VF4224FB
1 VF7224CS
1 VF22BBF
1 VF72HD
1 VF22FF
\$4693



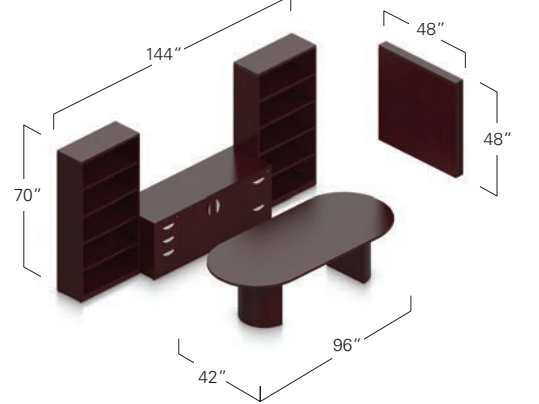
LAYOUT VF-C
1 VF7240BDS
2 VF22BBF
1 VF7224CS
2 VF22FF
1 VF72HD
\$5523



LAYOUT VF-D
1 VF7240BDS
1 VF3624LF
1 VF3624SC
1 VF22BBF
1 VF72HD
1 VF22FF
1 VF42R
\$6695



LAYOUT VF-F
1 VF7230RDS
1 VF22BBF
1 VF4224RR
1 VF22FF
1 VF6012RT
\$3474



LAYOUT VF-G
1 VF9642RH
1 VF4848VB
1 VF7224C
2 VF70BC
\$6615

Note: All locking storage components are keyed random. Please contact customer care to learn more about keying alike. An upcharge applies.
*File drawer construction is for accommodating hanging files NOT for stacking materials on the drawer bottom.
Dimensions are nominal.

global

— 9300 Plus Lateral Files



9336P-2F1H
36" Wide 2 Drawer Lateral File
36w x 18d x 27.125h
Shown in Desert Putty (DPT).
\$655



9336P-3F1H
36" Wide 3 Drawer Lateral File
36w x 18d x 40.5h
Shown in Desert Putty (DPT).
\$870



9336P-4F1H
36" Wide 4 Drawer Lateral File
36w x 18d x 54h
Shown in Desert Putty (DPT).
\$1092



9336P-5F1H
36" Wide 5 Drawer Lateral File
36w x 18d x 65.25h
Shown in Desert Putty (DPT).
\$1376

9342P-2F1H (not shown)
42" Wide 2 Drawer Lateral File
42w x 18d x 27.125h
\$739

9342P-3F1H (not shown)
42" Wide 3 Drawer Lateral File
42w x 18d x 40.5h
\$964

9342P-4F1H (not shown)
42" Wide 4 Drawer Lateral File
42w x 18d x 54h
\$1246

9342P-5F1H (not shown)
42" Wide 5 Drawer Lateral File
42w x 18d x 65.25h
\$1551



INSTOCK FINISHES



BLK Black



DPT Desert Putty



LGR Light Grey



global

— 1900 Plus Lateral Files



1936P-2F12
2 Drawer Lateral File
36w x 19.25d x 27.14h
Shown in Desert Putty (DPT).
\$644



1936P-4F12
4 Drawer Lateral File
36w x 19.25d x 51.89h
Shown in Desert Putty (DPT).
\$1023



1936P-5F12
5 Drawer Lateral File
36w x 19.25d x 66.39h
Shown in Desert Putty (DPT).
\$1212



INSTOCK FINISHES



BLK Black



DPT Desert Putty



LGR Light Grey



Storage Cabinets —

global



9336-S72L
Storage Cabinet
36w x 18d x 72h
Shown in Desert Putty (DPT).
\$559



9336-S72L (opened)
Storage Cabinet
36w x 18d x 72h
Shown in Light Grey (LGR).
\$559



9336P-S72L
Storage Cabinet (Looped Full Pull)
36w x 18d x 72h
Shown in Desert Putty (DPT).
\$559



INSTOCK FINISHES



BLK Black



DPT Desert Putty



LGR Light Grey



2500 Vertical Files —

global



25-201
25"D 2 Drawer Vertical File - Letter
15.15w x 25d x 29h
Shown in Desert Putty (DPT).
\$298



25-251
25"D 2 Drawer Vertical File - Legal
18.15w x 25d x 29h
Shown in Light Grey (LGR).
\$346



25-401
25"D 4 Drawer Vertical File - Letter
15.15w x 25d x 52h
Shown in Desert Putty (DPT).
\$394



25-451
25"D 4 Drawer Vertical File - Legal
18.15w x 25d x 52h
Shown in Light Grey (LGR).
\$450




25-501
25"D 5 Drawer Vertical File - Letter
15.15w x 25d x 64.25h
Shown in Desert Putty (DPT).
\$573



INSTOCK FINISHES



BLK Black



DPT Desert Putty



LGR Light Grey



global — G Series Pedestals



GWP-23BBF
Freestanding box/box/file pedestal
15w x 23d x 27.125h
Shown in Desert Putty (DPT).
\$445



GMP-23BBF
Mobile box/box/file pedestal
15w x 23d x 28h
Shown in Desert Putty (DPT).
\$496



GWP-23FF
Freestanding file/file pedestal
15w x 23d x 27.125h
Shown in Desert Putty (DPT).
\$445




GMP-23FF
Mobile file/file pedestal
15w x 23d x 28h
Shown in Desert Putty (DPT).
\$496



INSTOCK FINISHES



BLK Black



DPT Desert Putty



LGR Light Grey



global — 1900 Series Pedestals



19FP23BBF
Box/Box/File Pedestal
15w x 22.625d x 27.625h
Shown in Desert Putty (DPT).
\$358




19FP23FF
File/File Pedestal
15w x 22.625d x 27.625h
Shown in Desert Putty (DPT).
\$358



INSTOCK FINISHES



BLK Black



DPT Desert Putty



LGR Light Grey



File Buddy™ — global



1105
Pneumatic Swivel Stool
\$326
Dimensions: 14dia x 16.25h - 21.25h
Shown in Allante, Black (A43E).



1105 Pneumatic Swivel Stool
Shown with 25-400 Vertical
File in Desert Putty (DPT).



INSTOCK TEXTILE



A43E Black



Productivity Solutions — global



KS20 - Laminate Pull-Out Keyboard Shelf - 20w x 11d x 3.5h
DES Dark Espresso
\$199



KS20 - Laminate Pull-Out Keyboard Shelf - 20w x 11d x 3.5h
AWH Avant Honey
\$199



KS20 - Laminate Pull-Out Keyboard Shelf - 20w x 11d x 3.5h
QTM Quartered Mahogany
\$199



W1518PDR (Available in Black only)
Pencil Drawer - 15w x 18d x 2.25h
\$204



CD20 - Center Drawer with laminate front - 20w x 18d x 3h
AWC Avant Cherry
\$160



CD20 - Center Drawer with laminate front - 20w x 18dx 3h
DES Dark Espresso
\$160



CD20 - Center Drawer with laminate front - 20w x 18d x 3h
AWH Avant Honey
\$160



CD20 - Center Drawer with laminate front - 20w x 18d x 3h
WCR Winter Cherry
\$160



CD20 - Center Drawer with laminate front - 20w x 18d x 3h
QTM Quartered Mahogany
\$160



Don't worry. We've got you covered.

Think Global. Think Green.



WHAT'S COVERED UNDER THE GLOBAL LIFETIME WARRANTY?

Global's Lifetime Warranty covers manufacturer defects for seating, desks, tables, panels, metal storage and filing... everything you would need in a contract work environment covered for the life of the product.

NO WORRIES on plastic components, casters, glides, pneumatic cylinders, arm structures, arm caps and bases.

NO WORRIES on drawer slides, trays, locks, keys, metal legs and grommets.

NO WORRIES on panel frames, edges and work surfaces.

For complete details, visit www.globalfurnituregroup.com

WHAT'S COVERED UNDER THE OFFICES TO GO 5 YEAR WARRANTY?

Offices To Go® warrants its products to be free from defects in material and workmanship subject to the limitations below.

Under this warranty, claims must be made within the following periods from the original date of purchase: (a) non-moving parts are warranted for five years; (b) drawers, slides, leveling glides, locks and other moving parts are warranted for two years; (c) gas cylinders, mechanisms and other moving parts are warranted for two years; and (d) upholstery materials and foam are warranted for two years.

Desking warranty is based on an eight hour, single shift work day. Seating Warranty is based on an eight hour, single shift work day for users weighing up to 250 pounds. NOTE: Select light duty stacking chairs; OTG11696, and OTG11697, are warranted for users weighing up to 200 pounds.

For complete details, visit www.officestogousa.com



Global's recycled fabrics offer affordable, environmentally responsible alternatives to commercial textiles. We recycle 35,000 lbs. of fabric off cuts.

Epoxy powder coating process is solvent free. No harmful VOC's or lead. No toxins are released into the atmosphere.

Global has the products and resources to help your projects achieve LEED certification.

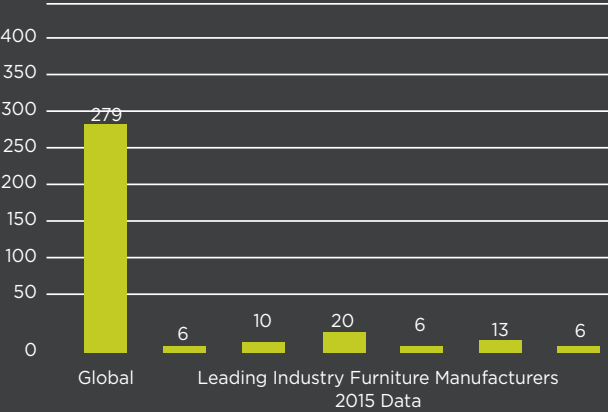
New technology allows us to reduce glue usage by 50%. In addition, our water based glue reduces emissions and requires less energy to apply.

The Environment — We believe now more than ever, that it is our responsibility to protect the environment and our precious natural resources for future generations. The growing importance of energy and environmental concerns continues to challenge us in this ever changing marketplace.

As an industry leader, Global continues to take proactive steps towards reducing the negative impacts on the environment. We are building "healthier" offices; investing in Research & Development and new technologies; reducing waste and the consumption of energy; and improving the quality of the air we breathe, all which can have a significant impact on our quality of life.

For more information please visit www.globalfurnituregroup.com

NUMBER OF SEATING SERIES CERTIFIED TO BIFMA LEVEL



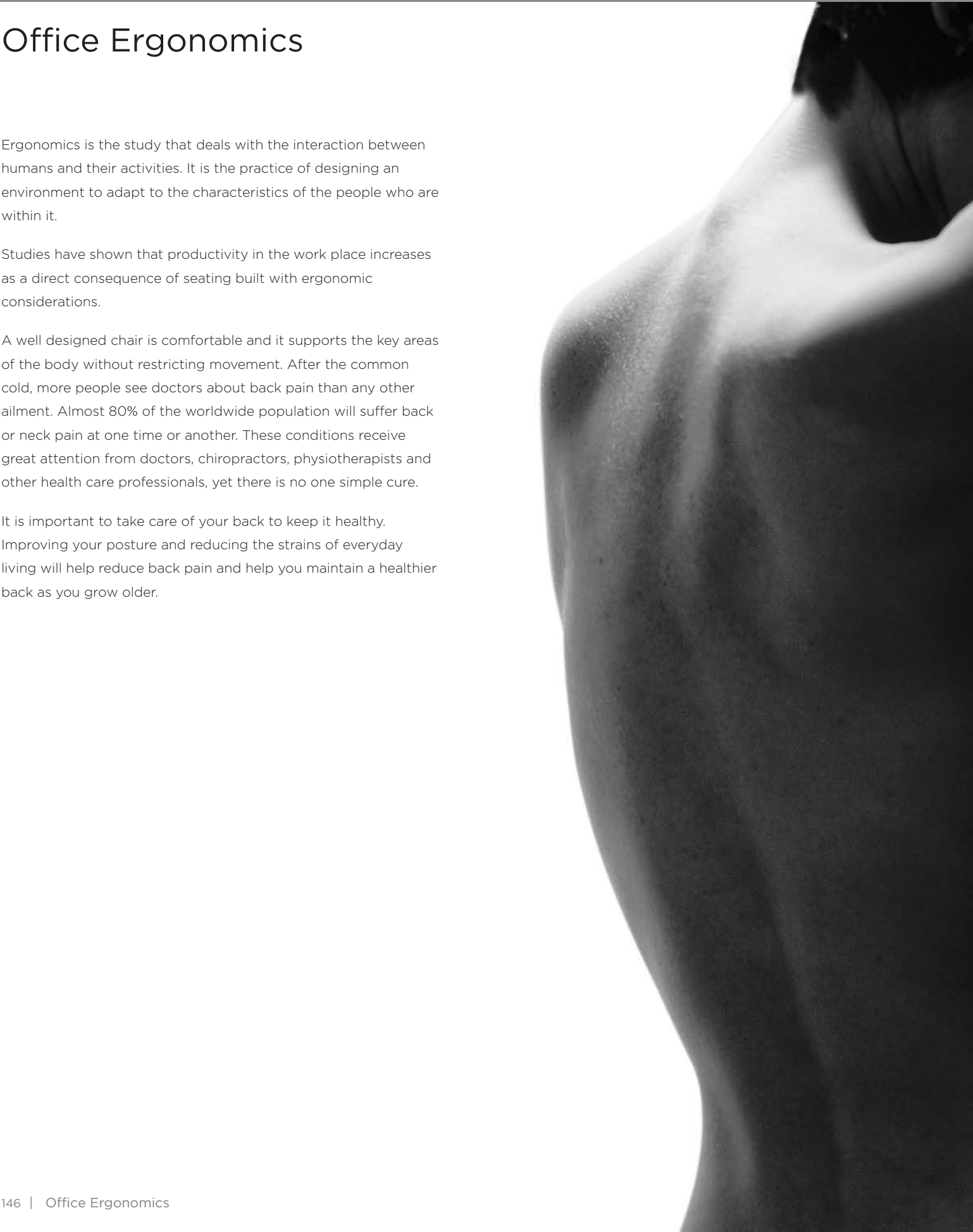
Office Ergonomics

Ergonomics is the study that deals with the interaction between humans and their activities. It is the practice of designing an environment to adapt to the characteristics of the people who are within it.

Studies have shown that productivity in the work place increases as a direct consequence of seating built with ergonomic considerations.

A well designed chair is comfortable and it supports the key areas of the body without restricting movement. After the common cold, more people see doctors about back pain than any other ailment. Almost 80% of the worldwide population will suffer back or neck pain at one time or another. These conditions receive great attention from doctors, chiropractors, physiotherapists and other health care professionals, yet there is no one simple cure.

It is important to take care of your back to keep it healthy. Improving your posture and reducing the strains of everyday living will help reduce back pain and help you maintain a healthier back as you grow older.



Office Ergonomics



A TENSION ADJUSTMENT

Increase or decrease to match body weight. Allows you to rock comfortably, without heavy pushing, reducing muscle fatigue.



B CHAIR TILT LOCK

Lock the tilt movement in position(s) to accommodate your working posture. Allows you to lock your chair in a comfortable and supportive position. (can be either single position or infinite style).



C SEAT HEIGHT

Raise or lower to allow your feet to rest flat on the floor. Avoids pressure under your thighs, easing blood flow.



D BACK HEIGHT

Raise or lower to position lumbar support in your lumbar area. Reduces likelihood of back pain.



E SEAT DEPTH

Change the depth of the seat to accommodate the length of your thighs. Keeps your back in contact with the backrest while avoiding pressure behind your knees.



G BACK ANGLE

Adjust to change the angle of your torso in relation to your thighs. Helps reduce disc pressure and relaxes your back muscles.



H ARM HEIGHT

Raise or lower to support your forearms. Reduces muscular effort in neck and shoulders, minimizing risk of pain.



L SYNCHRO-TILT MOVEMENT

Backrest reclines at a faster rate than the seat, increasing the angle between your torso and thighs. Enhances comfort and encourages dynamic body movement.



M WATERFALL SEAT EDGE

Reduces pressure at the back of the knee, contributing to good blood flow.



N PROPERLY CONTOURED CUSHIONS

Support the body effectively, allowing you to sit longer without discomfort.



Q WIDTH ADJUSTABLE ARMS

Allows outward movement of armrests to match shoulder breadth. Ensures armrests properly support forearms, reducing muscular effort in neck and shoulders.



R ARM ROTATION

Rotate armcap to support your forearm in various positions. Reduces muscular effort in neck and shoulders, minimizing risk of pain.



S CENTER-TILT MOVEMENT

Chair tilts from a pivot point under the center of the seat allowing you to rock. When your feet are well supported, blood flow is enhanced.



V LUMBAR DEPTH ADJUSTMENT


































Increase or decrease curvature of the back to match the profile of your lower back. Enhances comfort and support in the lower lumbar area.

Maximize Your Ergonomic Seating

Every Global and Offices To Go chair is built with features that are ergonomically designed to promote proper posture and provide maximum comfort. While fully supporting your body, these features also allow you to adjust your chair to fit YOU.

Always select a chair that is designed for the type of work you perform and make certain the chair is comfortable for the length of time spent using it. Ensure that the seat and back cushions are contoured to fit your body, which will help eliminate pressure points. An ergonomically designed chair should allow changing positions easily. As you work, reposition yourself throughout the day to reduce strain and stress on specific muscle groups. If you change job functions, adjust your chair to fit the new task.

Proper ergonomic seating should help eliminate many of the work related injuries that result from poor posture and poorly designed seating.

| Series | Model Numbers | Series | Model Numbers | Series | Model Numbers | Series | Model Numbers | Series | Model Numbers | | | | |
|---|--|---|---|--|---|---|--|---|--|---|--|---|--|
|  | 1960LM-3 (black only) 1961-3 1961LM-3 (black only) 1961-4 1961-5 1961-6 |  | 2670-2 2670LM-2 (black only) 2670-4 2670LM-4 (black only) 2671-2 2671LM-2 (black only) 2671-4 2671LM-4 (black only) 2672-6 2672LM-6 (black only) |  | 3140-0 3140-3 3141-0 3141-3 |  | 6508 6508-1 6508MB 6508MB-1 6509 6509-1 6509MB 6509MB-1 6511 6511-1 6513 6513-1 6513MB 6513MB-1 6514 6514-1 6514MB 6514MB-1 6515 6515-1 6517WS |  | 5450-0 5450-3 5450-4 5450-8 5451-0 5451-3 5451-4 5451-8 5457-6 5458-6 S5457-6 S5458-6 TS5450-3 TS5451-3 |  | 6321-0FG 6321-3FG 6321-4FG 6321-8FG 6322-0FG 6322-3FG 6322-4FG 6322-8FG 6324FO 6324CFO 6325FO 6325CFO 6327-6FG 6328-6FG TS6321-3FG TS6322-3FG | | |
| | Black Mesh only | | | | | | | | | | | | |
|  | 2851-3 2851LM-3 (black only) 2852-3 2852LM-3 (black only) |  | 2676-2 2676LM-2 (black only) 2676-4 2676LM-4 (black only) 2677-2 2677LM-2 (black only) 2677-4 2677LM-4 (black only) 2678-6 2678LM-6 (black only) |  | 6400 6401 6410 6411 |  | 1240-3 1241-3 TS1240-3 TS1241-3 |  | 1922-6 1924-6 1950-1 1950-3 1950-4 1951-1 1951-3 1951-4 |  | 6321-0 6321-3 6321-4 6321-8 6322-0 6322-3 6322-4 6322-8 6324 6324C 6325 6325C 6327-6 6328-6 TS6321-3 TS6322-3 | 5 Vion Mesh colors: Black (MS69) Blue (MS72) Natural (MS74) Stone (MS71) Rope (MS73) | |
| | 4 Stain Finishes: Mahogany (TMM) Shaker Cherry (SKM) Espresso Café (ECM) Walnut (TWM) | | 5 Vue Mesh colors: Coal Black (VU19) Desert Sand (VU11) Quarry Grey (VU15) Sandy Beach (VU10) Tidal Wave (VU16) | | Black Shell / Arm / Armcap only | | | | Black Mesh only | | | | |
|  | 4077 4077LM (black only) 4078 4078LM (black only) |  | 2235-6 2236-6 2237-3 2237-5 2237-6 2239-6 |  | 6710 6710-1 6711 6710-2 6711-1 6715 6711-2 6716 Clear Glides (set of 2) |  | 6764C 6765C |  | 5330-4 5 5330L-4 5 5331-4 5 5331L-4 5 |  | 5333-3 5336-1 5336-3 5337-6 5338-6 5339-6 | 5 Vion Mesh colors: Black (MS69) Blue (MS72) Natural (MS74) Stone (MS71) Rope (MS73) | |
| | 4 Stain Finishes: Mahogany (TMM) Shaker Cherry (SKM) Espresso Café (ECM) Walnut (TWM) | | | | 5 Plastic Colors: Night (BLK) Latte (LAB) Scarlet (SAR) Cloud (IVC) Shadow (SHW) | | Black Mesh only | | Black Mesh only | | | | |
|  | 3365 3365C |  | 3144 |  | 1901 1906 1906RA |  | 5330-4 5 5330L-4 5 5331-4 5 5331L-4 5 |  | 5333-3 5336-1 5336-3 5337-6 5338-6 5339-6 |  | 5080-0 5080LM-0 (black only) 5080-3 5080LM-3 (black only) 5081-0 5081LM-0 (black only) 5081-3 5081LM-3 (black only) 5090-4 5090LM-4 (black only) 5091-4 5091LM-4 (black only) | | |
| | 5 Plastic Colors: Night (BLK) Latte (LAB) Scarlet (SAR) Cloud (IVC) Shadow (SHW) | | | | Black Mesh only | | | | | | | | |
|  | 6620-1 6620 6621 6621-1 6621-2 6624 |  | 1170-3 1171-3 TS1170-3 TS1171-3 |  | 1899 |  | 2125WS 6900 6900C 6901 6901C |  | 3650-3 3650-8 3651-3 3651-8 | | | | |
| | 5 Plastic Colors: Night (BLK) Latte (LAB) Scarlet (SAR) Cloud (IVC) Shadow (SHW) | | | | Black Mesh only | | | | | | | | |
|  | 2736MB 2737 2738MB 2739 |  | 2736MB 2737 2738MB 2739 | | | | | | | | | | |
| | Black Mesh only | | | | | | | | | | | | |
|  | 2661-0 2661-3 2661-4 2661-8 2662-0 2662-3 2662-4 2662-8 |  | 2661-0 2661-3 2661-4 2661-8 2662-0 2662-3 2662-4 2662-8 | | | | | | | | | | |
| | 5 Vue Mesh colors: Coal Black (VU19) Desert Sand (VU11) Quarry Grey (VU15) Sandy Beach (VU10) Tidal Wave (VU16) | | | | | | | | | | | | |

148 | Global 2 Day Lightning

globalfurnituregroup.com

Global 2 Day Lightning | 149

- Terms and Conditions**
 - Orders must clearly state, "2 Day Lightning" at the time of submittal
 - Order "to ship timeframe" is 2 business days
 - Program is limited to exact models within series listed above
 - Program is limited to exact textile patterns listed and exact colorways carded
 - Orders cannot be changed or cancelled after order acknowledgment
 - Current Global list pricing applies at the time of order
 - All eligible models are UPSable; Global reserves the right to ship "best way"
 - Bakhita, Popcorn, Duet and Sonic models may be multiple packaged and shipped "best way"
 - Orders must be clean with correct model numbers, options, textiles, correct pricing, etc., to apply

- Dealer must be in good standing and within terms for order to be processed without delay
 - Orders received by 1pm (Eastern Standard Time, or 12pm Central Standard Time, or 10am Pacific Standard Time) will be accepted that day. Orders received after 1pm Eastern Standard Time will be processed the following business day.
 - Program available in the 48 contiguous United States
 - Orders to ship outside Global's distribution model; order shipment address can be to the dealer or end-user directly
 - Standard model options listed under Optional Features section in the price list are available. Standard model options include aluminum bases, painted frame finishes, ballistic nylon backs, glide options and hard surface casters. Memory Foam as a standard option is not available (standard lead-times apply).
















Offices To Go

GLOBAL FURNITURE GROUP

2 Day Ship Seating

In addition to these products being INstock and available now, you can customize and have them shipped in as little as 2 business days (\$55 upcharge applies for non-stocked textiles)! Available to order on OTG 2 Day Ship in all OTG Eligible textiles.

WORK + TASK

| | | |
|--|--|---|
|  <p>OTG11650 List Price \$255 Stocked in Quilt QL10 Black</p> |  <p>OTG11651 List Price \$330 Stocked in Quilt QL10 Black</p> |  <p>OTG11652 List Price \$355 Stocked in Quilt QL10 Black</p> |
|  <p>OTG11686 List Price \$435 Stocked in Black Air Mesh Fabric</p> |  <p>OTG11692 List Price \$450 Stocked in Luxhide BL20 Black</p> |  <p>OTG11980 List Price \$515 Stocked in Quilt QL10 Black</p> |
|  <p>OTG11685 List Price \$490 Stocked in Black Air Mesh Fabric</p> |  <p>OTG3191 List Price \$540 Stocked in Luxhide BL20 Black</p> |  <p>OTG11653 List Price \$565 Stocked in Quilt QL10 Black</p> |
|  <p>OTG2801 List Price \$590 Stocked in Black Air Mesh Fabric</p> |  <p>OTG2803 List Price \$615 Stocked in Black Air Mesh Fabric</p> |  <p>OTG3101 List Price \$660 Stocked in Luxhide BL20 Black</p> |
|  <p>OTG11710 List Price \$660 Stocked in Quilt QL10 Black</p> |  <p>OTG3103 List Price \$695 Stocked in Black Air Mesh Fabric</p> |  <p>OTG2913 List Price \$740 Stocked in Luxhide BL20 Black</p> |

CONFERENCE + MANAGEMENT

| | | |
|--|---|---|
|  <p>OTG11734* List Price \$485 Stocked in Luxhide BL20 Black (See note below)</p> |  <p>OTG2788 List Price \$465 Stocked in Luxhide BL20 Black</p> |  <p>OTG11786B List Price \$515 Stocked in Luxhide BL20 Black</p> |
|  <p>OTG11730** List Price \$520 Stocked in Luxhide BL20 Black and BL28 White (See note below)</p> |  <p>OTG2701 List Price \$505 Stocked in Luxhide BL20 Black</p> |  <p>OTG2700 List Price \$525 Stocked in Luxhide BL20 Black</p> |

*This model (OTG11734) is only available in the following Luxhide colors in the OTG 2 Day Ship Program: Dark Brown (BL24) and White (BL28). All other textiles and Luxhide colors (except stocked BL20, Black) would be subject to "standard" lead times.

**This model (OTG11730) is only available in the following Luxhide color in the OTG 2 Day Ship Program: Dark Brown (BL24). All other textiles and Luxhide colors (except stocked BL20, Black and BL28, White) would be subject to "standard" lead times.










2 Day Ship Seating

Offices To Go

GLOBAL FURNITURE GROUP

In addition to these products being INstock and available now, you can customize and have them shipped in as little as 2 business days (\$55 upcharge applies for non-stocked textiles)! Available to order on OTG 2 Day Ship in all OTG Eligible textiles.

GUEST + STACK

| | | |
|--|---|---|
|  <p>OTG11934 List Price \$140 Stocked in Quilt QL10 Black</p> |  <p>OTG11697 List Price \$170 Stocked in Quilt QL10 Black</p> |  <p>OTG2748 List Price \$180 Stocked in Quilt QL10 Black</p> |
|  <p>OTG11704 List Price \$200 Stocked in Quilt QL10 Black</p> |  <p>OTG11703 List Price \$225 Stocked in Quilt QL10 Black</p> |  <p>OTG2782 List Price \$400 Stocked in Luxhide BL20 Black</p> |
|  <p>OTG11892 List Price \$340 Stocked in Quilt QL10 Black</p> |  <p>OTG2809 List Price \$455 Stocked in Black Air Mesh Fabric</p> |  <p>OTG11340B List Price \$400 Stocked in Black Mesh Fabric</p> |
|  <p>OTG11341B List Price \$355 Stocked in Black Mesh Fabric</p> | | |

Offices To Go

2dayship

SHIPS FROM THE FACTORY IN 2 DAYS!



Example of 2 Day Ship Seating Pricing:

| | |
|----------------------------|----------|
| Model..... | OTG11980 |
| List Price | \$515 |
| Stocked Textile | QL10 |
| Custom Textile (PB07)..... | \$55 |
| Total Cost..... | \$570 |



+

\$55

=



OTG11980 (QL10)
List Price \$515

OTG11980 (PB07)
Total Price \$570


Offices To Go 2 Day Ship Seating Terms and Conditions

- Orders must clearly state "OTG 2 Day Ship" at the time of submittal.
- Order "to ship timeframe" is 2 business days.
- Program is limited to certain Fabrics and Luxhides shown on pages 152-155
- Orders cannot be changed or canceled after order acknowledgment.
- Current Offices To Go list price applies at time of order.
- All eligible models are UPSable; Offices To Go reserves the right to ship "best way."
- Order must be clean with correct model numbers, options, textiles, correct pricing, etc. to apply.
- Dealers must be in good standing and within terms for order to be processed without delay.
- Program available in the 48 contiguous Unites States.
- Order shipment address can be to the dealer or end-user directly.
- Orders received by 1PM (Eastern Standard Time, or 12PM Central Standard Time, or 10AM Pacific Standard Time) will be accepted that day. Orders received after 1PM Eastern Standard Time will be processed the following business day.
- 2 Day Ship Program is limited to 50 pieces per model.


QUILT - Grade 1 100% Polyester — available on **GLOBAL** and **OFFICES TO GO** seating.



JENNY - Grade 1 100% Polyester — available on **GLOBAL** and **OFFICES TO GO** seating.



PEBBLES - Grade 1 100% Polypropylene — available on **GLOBAL** and **OFFICES TO GO** seating.



TERRACE - Grade 1 70% Virgin Polyester / 30% Post-Consumer Recycled Polyester — available on **GLOBAL** and **OFFICES TO GO** seating.



CARRERA - Grade 1 100% Olefin — available on **GLOBAL** and **OFFICES TO GO** seating.




URBAN - Grade 1 62% Recycled Polyester / 32% Polyester — available on **GLOBAL** and **OFFICES TO GO** seating.



SPRINKLE - Grade 1 68% Olefin / 32% Polyester — available on **GLOBAL** and **OFFICES TO GO** seating.



DRAMA - Grade 1 65% Olefin / 35% Polyester — available on **GLOBAL** and **OFFICES TO GO** seating.



FUSION - Grade 1 90% Virgin Polyester, 10% Post Consumer Recycled Polyester — available on **GLOBAL** and **OFFICES TO GO** seating.




WATERFALL - Grade 1 60% Virgin Polyester / 40% Post-Consumer Recycled Polyester — available on **GLOBAL** and **OFFICES TO GO** seating.



HUDSON - Grade 1 100% Post Consumer Recycled Polyester — available on **OFFICES TO GO** seating only.



LUXHIDE Luxhide is a bonded leather consisting of 15% leather fibers — available on **OFFICES TO GO** seating only.



ALLANTE - Grade 2 100% Polyurethane-Coated Polyvinyl (Face) / 100% Polyester (Back) — available on GLOBAL seating only.

A01E Cadet

A13E Galaxy

A22E Cinnamon

A27E Medium Beige

A35E Medium Neutral

A42E Bisque

A45E Medium Grey

A51E Magnolia

A56E Surf

A61E Butterscotch

A02E Light Neutral

A17E Burgundy

A23E Beachwood

A29E Light Sandlewood

A36E Nu-Antelope

A43E Black

A46E Pearl Grey

A52E River Blue

A57E Parrot

A62E Twine

A03E Charcoal

A18E Wine

A24E Teak

A31E Light Parchment

A38E Dark Pewter

A44E Ash

A48E White

A53E Meadow

A58E Khaki

A11E Regimental Blue

A19E Nu-Red

A25E Light Sand

A32E Sea Oyster

A40E Nu-Shale

A49E Tundra

A54E Hideaway

A59E Tumbleweed

A63E Mango

A21E Elephant

A26E Cream

A33E Espresso

A41E Grey

A50E Harvest

A55E Sea Cruise

A60E Cayenne

RELEASE - Grade 2 100% Vinyl — available on GLOBAL seating only.

RL11 White

RL18 Cottage

RL24 Cajun

RL29 Calico

RL34 Cool Grey

RL12 Chalk

RL15 Orange

RL19 Yellow

RL25 Vineyard

RL31 Green

RL35 Thunder Grey

RL13 Stone

RL16 Country

RL21 Red Barn

RL26 Olive

RL32 Blue

RL36 Navy

RL14 Taupe

RL17 Tuscan

RL22 Brave Red

RL27 Bonsai

RL33 Black

RL37 Dark Chocolate

RL23 Gypsy Red

RL28 Summers Dream

RL38 Espresso

ELEVATE - Grade 2 80% Post-Consumer Recycled Polyester / 20% Rayon — available on GLOBAL seating only.

EL51 Halo

EL56 Fiji

EL61 Mica

EL52 Dove

EL57 Mist

EL62 Cherry

EL53 Safari

EL58 Blaze

EL63 Scuba

EL54 Sunglow

EL59 Wasabi

EL64 Lapis

EL55 Margarita

EL60 Mystic

EL65 Onyx

IMPRINT - Grade 2 100% Post-Consumer Recycled Polyester / Stain Repellent Finish — available on GLOBAL seating only.

IM70 Almond

IM75 Ocean

IM80 Walnut

IM71 Cork

IM76 Navy

IM81 Paprika

IM72 Sand

IM77 Green Tea

IM82 Graphite

IM73 Currie

IM78 Celery

IM83 Slate

IM74 Candy Apple

IM79 Oregano

IM84 Licorice

REPLAY - Grade 2 100% Post-Consumer Recycled Polyester / Stain Repellent Finish — available on GLOBAL seating only.



COUTURE - Grade 2 100% Post-Consumer Recycled Polyester — available on GLOBAL seating only.



ETCH - Grade 2 80% Post-Consumer Recycled Polyester / 20% Rayon — available on GLOBAL seating only.




SILHOUETTE - Grade 2 100% Nylon / Stain Repellent Finish — available on GLOBAL seating only.



GC LINEN - Grade 2 100% Vinyl — available on GLOBAL seating only.



GENUINE LEATHER - Grade 8 100% Leather — available on GLOBAL seating only.



MATCH - Grade 2 100% Recycled Polyester — available on GLOBAL seating only.



MT20 Desert



MT21 Sand



MT22 Moss



MT23 Orange



MT24 Sunset



MT25 Blue



MT26 Wave



MT27 Green



MT28 Chocolate



MT29 Burgundy



MT20 Grey



MT31 Quarry



MT32 Black



MT33 Arctic

global + Offices — INstock Finishes

GLOBAL LAMINATES



WCR Winter Cherry



DWT White



AWH Avant Honey



DES Dark Espresso



QTM Quartered Mahogany



AWC Avant Cherry

OFFICES TO GO LAMINATES



AWL Autumn Walnut



AML American Mahogany



ADC American Dark Cherry



AEL American Espresso



AGL Artisan Grey

OFFICES TO GO WOOD VENEERS




CCH Cordovan




TCH Toffee


OFFICES TO GO SEATING FINISHES



Cordovan



Toffee



Espresso

SEATING

Alero 1961-3 27

Arno 4003..... 71

Arno 4004..... 71

Arturo 3991..... 53

Arturo 3992..... 53

Aspen 2851-3..... 15

Aspen 2852-3..... 15

Bakhita 6750 86

Bakhita 6751..... 86

Citi 7875..... 72

Citi 7876..... 72

Citi 7877..... 73

Citi 7885..... 73

Citi 7894..... 73

Concorde 2424-18..... 52

Drafting Stool Kit 2241..... 51

Drafting Stool Kit 2243..... 51

Duet 6620..... 88

Duet 6621 88

Duet 6624 88

File Buddy 1105..... 143

Global Accord 2670-4 55

Global Accord 2671-4..... 55

Global Accord Mesh 2676-4 54

Global Accord Mesh 2677-4 54

Goal 2236-6 35, 51

Goal 2237-3..... 35

Goal 2237-5..... 35

Goal 2237-6..... 35

Goal 2239-6 35

Graham 3144..... 31

Granada 3212..... 14

Granada 3217..... 14

Graphic 2738MB..... 24

Loover 2661-8 20

Loover 2662-8..... 20

Luray 6461..... 56

Luray 6462..... 56

Malaga 3140-3..... 14

Malaga 3141-3 14

OTG10700 95

OTG10701..... 95

OTG1220B 94

OTG1221B..... 94

OTG2700..... 60

OTG2701..... 60

OTG2748..... 92

OTG2782..... 80

OTG2788..... 65

OTG2801..... 33

OTG2803..... 32

OTG2809..... 78

OTG2821..... 25

OTG2913..... 16

OTG3101 28

OTG3103 21

OTG3191..... 36

OTG3915..... 84

OTG10900B 69

OTG10901B 68

OTG10902B 69

OTG10904B..... 42

OTG11300B 61

OTG11310B..... 95

OTG11311B..... 95

OTG11312..... 95

OTG11313 95

OTG11320B..... 46

OTG11325B 25

OTG11328B 43

OTG11340B 84

OTG11341B 84

OTG11343B..... 49

OTG11512B 82

OTG11514B..... 37

OTG11516B 37

OTG11600 50

OTG11612B 46

OTG11617B 66

OTG11618B 61

OTG11631B 43

OTG11641B..... 44

OTG11642B..... 49

OTG11647B..... 44

OTG11648B..... 58

OTG11650..... 49

OTG11651..... 47

OTG11652..... 47

OTG11563 34

OTG11657B 64

OTG11685 39

OTG11686 39

OTG11692..... 40

OTG11697..... 91

OTG11700..... 94

OTG11703..... 90

OTG11704..... 90

OTG11710..... 29

OTG11715B 45

OTG11730B..... 62

OTG11734B..... 62

OTG11740B..... 82

OTG11750B..... 68

OTG11760B..... 83

OTG11761B 83

OTG11769B..... 37

OTG11770B(CX) 84

OTG11770B(ES)..... 84

OTG11776B 67

OTG11782B 67

OTG11786B 63

OTG11790B..... 64

OTG11820B(CX)..... 82

OTG11820B(TH)..... 82

OTG11850B..... 45

OTG11858B..... 58

OTG11865B..... 41

OTG11892 81

OTG11920B..... 48

OTG11921B 48

OTG11922B 48, 49

OTG11923B 48, 83

OTG11934 93

OTG11950B..... 42

OTG11975B 66

OTG11980B 38

OTG12110B..... 41

OTG12112B 44

OTG13010 77

OTG13011..... 77

OTG13012..... 77

OTG13026B 70

OTG13050B..... 70, 82

OTG5001NA..... 75

OTG5002..... 75

OTG5002C..... 75

OTG5003..... 75

OTG5004 75

Popcorn 6710 89

Popcorn 6711..... 89

Popcorn 6715..... 89

Popcorn 6716..... 89

Roma 1906..... 24

Roma Nester 1899..... 24, 85

Sidero 6900..... 79

Sidero 6901..... 79

Softcurve 4690LM-3 52

Softcurve 4696LM-4 52

Softcurve 4697LM-4..... 52

Solar 8456 56

Solar 8457..... 56

Sonic 6508 87

Sonic 6513..... 87

Supra 5330-4 59

Supra 5331-4..... 59

Supra 5322 59

Supra X 5336-3 26

Synopsis 5080-3 17

Synopsis 5081-3..... 17

Synopsis 5090-4 57

Synopsis 5091-4..... 57

Tamiri 4522..... 53

Tamiri 4526..... 53

Tamiri 4527 53

Truform 5450-3..... 19

Truform 5451-3 19

Truform 5450-8..... 19

Truform 5451-8 19

Truform TS S5458-6 18, 51

Truform TS 5450-3..... 18

Truform TS 5451-3 18

Tye 1922-6..... 30, 51

Tye 1924-6..... 30, 51

Tye 1950-4 30

Tye 1951-4 30

Tye 1953 30

Vion 6321-O 23

Vion 6322-O..... 23

Vion 6325..... 23

Vion 6321-4(C)..... 22

Vion 6321-8..... 22

Vion 6322-8..... 22

Weev 2221-3..... 27

Weev 2221-4 27

DESKING + TABLES

Adaptabilities 100

Boardroom Tables..... 114

Foli Height Adjustable Tables..... 112

Genoa..... 104

Intelli Beam..... 108

Offices To Go
Height Adjustable Tables..... 113

Offices To Go
Superior Laminate Desking..... 118

Offices To Go Ventnor
Wood Veneer Desking..... 132

Princeton..... 96

Productivity Solutions 143

FILING + STORAGE

1900 Series Pedestals 142

1900 Plus Lateral Files 140

2500 Vertical Files..... 141

9300 Plus Lateral Files..... 140

File Buddy..... 143

G Series Pedestals 142

Storage Cabinets..... 141

REFERENCE

Ergonomics 146

FIT..... 71

Global 2 Day Lightning..... 148

Global Warranty..... 144

Green Story..... 145

Offices To Go 2 Day Ship 150

Offices To Go Warranty..... 144

Seating at a Glance..... 4

Textiles + Finishes 152

All Global dimensions are shown in inches. All Offices To Go dimensions are nominal. Prices shown are current manufacturer's suggested list price at the time of printing. All applicable taxes are extra. Descriptions, specifications and prices are subject to change without notice. Errors and omissions are subject to correction. Color samples depicted in this book are as close to actual as modern printing processes will allow.

SHOWROOMS + DISTRIBUTION CENTERS THROUGHOUT THE UNITED STATES*

US Headquarters/Distribution Center

17 West Stow Road, P.O. Box 562
Marlton, New Jersey U.S.A. 08053

SHOWROOMS

Atlanta

10 10th Street
Suite 150
Atlanta, GA 30309

Boston

One Harbor Street
Suite 104
Boston, MA 02210

Chicago

The Merchandise Mart
222 Merchandise Mart Plaza
10th Floor, Suite 1035
Chicago, IL 60654

Detroit Area

25925 Telegraph Road
Suite 145
Southfield, MI 48034

Ft. Lauderdale

Las Olas City Centre
401 East Las Olas Blvd.
Suite 230
Ft. Lauderdale, FL 33301

New York City

386 Park Avenue South
7th floor
New York, NY 10016

New Jersey - Southern

119 Greentree Road
Marlton, NJ 08053

Philadelphia

1735 Market Street, 38th Floor
Philadelphia, PA 19103

Phoenix

4675 E Cotton Center Blvd.
Suite 165
Phoenix, AZ 85040

St. Louis

5 Document Drive
St. Louis, MO 63114

Washington, DC

1130 Connecticut Avenue
10th Floor, Suite 1000
Washington, DC 20036

SHOWROOM + DISTRIBUTION CENTERS

Atlanta Area

2124 Evergreen Blvd.
Duluth, GA 30096

Baltimore Area

Troy Hill Corporate Center
7030 Troy Hill Drive
Elkridge, MD 21075

Boston Area

19 Connector Road, Unit 1
Andover, MA 01810

Chicago Area

1879 Internationale Boulevard
Glendale Heights, IL 60139

Cincinnati Area

8712 LeSaint Drive
Fairfield, OH 45014

Dallas Area

2025 West Beltline Road, #100
Carrollton, TX 75006

Denver Area

16401 East 33rd Drive, Suite 50
Aurora, CO 80011

Ft. Lauderdale Area

560 Sawgrass Corporate Pkwy.
Sunrise, FL 33325

Houston Area

7865 Northcourt Road, Suite 200
Houston, TX 77040

Los Angeles Area

12320 Bloomfield Avenue, Unit A
Santa Fe Springs, CA 90670

Minneapolis Area

2000 Freeway Boulevard
Brooklyn Center, MN 55430

New Orleans Area

901 South Labarre Road, Suite 201
Metairie, LA 70001

Pittsburgh Area

380 Leetsdale Industrial Drive
Leetsdale, PA 15056

San Antonio Area

6950 Alamo Downs Parkway
Suite 100
San Antonio, TX 78238

San Francisco Area

44091 Nobel Drive
Fremont, CA 94538

Seattle Area

Oakesdale Commerce Center
820 Southwest 34th Street
Building W7, Suite A
Renton, WA 98057

Kansas City Area

11617 West 81st Street
Lenexa, KS 66214

Tampa Area

10351 Windhorst Road
Tampa, FL 33619



globalfurnituregroup.com
officestogousa.com

Updated January 1, 2020

*Check with specific locations for product available on display.