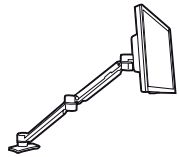


MVL monitor arms
MVL keyboard supports
Accessories
Power and data

Accessories

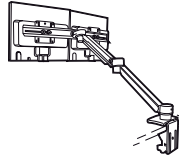
MONITOR ARMS **MODEL #** **DIMENSIONS** ^{IN} / ^{MM} **WEIGHT** ^{LB} / ^{KG} **VOLUME** ^{FT³} / ^{MT³} **LIST PRICE**



Single Monitor Double Extension w/Height Adjustment

	W x D x H			
MVL1SDEH	4.75 x 4.23-26 x 19.5	8	0.72	\$295
	121 x 107-660 x 495	3.63	0.02	

Single monitor arm provides 26" of reach with 13" of usable height adjustment. Quick connect option for mounting monitor with standard VESA standards. Pole-less arm monitor provides a clean design and folds into a 4 3/8" area for more desk space. Enclosed cable manager. 360° swivel. Can accommodate monitors up to 14 lbs. Attach to any standard 1" to 1.5" thick surface with flush edge by a desk clamp or through a grommet. Available in **Silver** only.



Dual Monitor Double Extension w/Height Adjustment

MVL2SDEH	22 x 5.95-26 x 17.5	9.4	1.57	\$406
	559 x 151-660 x 445	4.26	0.04	

Dual monitor arm provides 26" of reach with 13" of usable height adjustment. Quick connect option for mounting monitor with standard VESA standards. Counterbalanced spring technology allows for 2 to 20 lbs. load (max 10 lbs. per screen). Dual cross bar holds monitors up to 22" in horizontal width each. Enclosed cable manager. Tool-less clamp installation makes assembly quick and easy. Attach to any standard 1" to 1.5" thick surface with flush edge by a desk clamp or through a grommet. Available in **Silver** only.

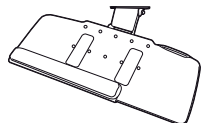
KEYBOARD SUPPORTS



Keyboard Drawer

MVLKBT	20.6 x 12.5 x 4	4.78	0.42	\$133
	523 x 318 x 102	2.17	0.01	

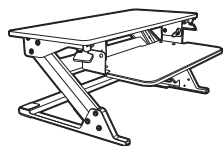
Mounts on two low friction ball bearing slides for storage below workstation. Pull-out mouse tray (mountable left or right). Palm rest/pen compartment. Keyboard platform accommodates standard and ergonomic shaped keyboards. **Requires 17" of depth clearance** under the surface for installation.



Articulating Keyboard Package

MVLKP01	27.5 x 11.5 x 1	13.6	0.93	\$282
	699 x 292 x 25	6.17	0.02	

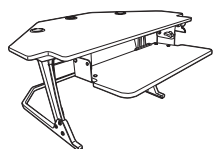
Package includes articulating arm and 27" HDPE tray. Arm has a soft touch knob for simultaneous height and tilt adjustment. Low profile design with 360° swivel. HDPE tray has a removable palm rest and includes a mouse fence with cable manager. Tray comes with anti-slip strips. **Requires 18" of depth clearance** under the surface for installation.



Desktop Sit-Stand Workstation

MVL5230B0	29.2 x 23.2 x 6.2	47	4.8	\$881
	899 x 589 x 157	21.32	0.13	

Easily fits onto a 24" or deeper worksurface. Supports up to 35 lbs. Keyboard surface tilts from -10°/+10°. Infinite pneumatic height adjustment. Primary surface can be extended 20" above the desk. Black frame and surface. Comes with grommet for cord management. No tools required for installation.

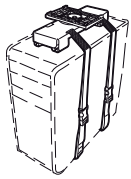


Corner Desktop Sit-Stand Workstation

MVL5230B5	42 x 38 x 6.2	55	9.3	\$1156
	1067 x 965 x 157	24.95	0.26	

Easily fits onto a 24" or deeper corner worksurface. Supports up to 35 lbs. Keyboard surface tilts from -10°/+10°. Infinite pneumatic height adjustment. Primary surface can be extended 20" above the desk. Black frame and surface. Comes with grommet for cord management. No tools required for installation.

ACCESSORIES



CPU Holder Dual Strap

MODEL #	DIMENSIONS ^{IN} <i>MM</i>	WEIGHT ^{LB} <i>KG</i>	VOLUME ^{FT³} <i>MT³</i>	LIST PRICE
MVLCPU	4 x 11 x 1.5 <i>102 x 279 x 38</i>	4 <i>1.81</i>	0.39 <i>0.01</i>	\$126

CPU slides on a 17" track and swivels to allow full accessibility and easy storage. Straps adjust and fasten with buckles for simple installation. Accommodates CPU's weighing up to 30 lbs. and measuring 64" in perimeter. **Requires 17" of depth clearance** under the surface for installation.



Four-Position Footrest

MVLFR	15.7 x 13.7 x 5.1 <i>399 x 348 x 130</i>	3.7 <i>1.68</i>	0.52 <i>0.01</i>	\$108
-------	---	--------------------	---------------------	--------------

Folding support legs provide tilt angles of 6°, 12°, 16° and 25°. Anti-fatigue rubber surface. Platform surface of 15.7" x 10". Available in Black with Grey accents.

POWER / DATA



Power/Data Block

MVLPDM	6.5 x 3.5 x 2.8 <i>165 x 89 x 71</i>	2 <i>0.91</i>	0.1 <i>-</i>	\$228
--------	---	------------------	-----------------	--------------

Worksurface power and data module. Two power receptacles and two data receptacles. 9' cord. Worksurface cut-out must be done on-site by installer to accept MVLPDM. Template for cut-out provided. Available in **Black** only.



Mini Power Block

MVCOVSM2B	2.25 x 3.75 x 3.12	2.35	0.5	\$267
MVCOVSM2S	2.25 x 3.75 x 3.12	2.35	0.5	\$267


Designed to retrofit into an existing grommet cut-out to bring power to the desktop. Fits in 3.27" x 1.9" cut-out (FOG, POG) and mounts to 0.5" to 2" thick surface. Includes two 12A, 120 VAC spill resistant power receptacles. 9' power cord with 90° flat plug with 45° rotation. ETL listed. Available in Black (**B**) or Silver (**S**) as indicated by last character of model number.



Mini Power/USB Block

MVCOVS1UB	2.25 x 3.75 x 3.12	2.35	0.5	\$420
MVCOVS1US	2.25 x 3.75 x 3.12	2.35	0.5	\$420

Designed to retrofit into an existing grommet cut-out to bring power to the desktop. Fits in 3.27" x 1.9" cut-out (FOG, POG) and mounts to 0.5" to 2" thick surface. Includes one 12A, 120 VAC spill resistant power receptacle and two 2.1A (11W) USB charging ports. 9' power cord with 90° flat plug with 45° rotation. ETL listed. Available in Black (**B**) or Silver (**S**) as indicated by last character of model number.



Surface Mounted Power Module

MVLDK1000	8.5 x 5 x 4 <i>216 x 127 x 102</i>	2.5 <i>1.13</i>	1.7 <i>-</i>	\$200
-----------	---------------------------------------	--------------------	-----------------	--------------

Above surface or below surface mounted module with one power outlet and two 2.1 amp USB ports. Includes 10' power cord. Available in **Black** only.