

Ionic Benching

Lite-Lift II

Newland series

OTG Panels

Pashley

# Desks&Tables

Ionic benching .....	102
Lift-Lift II tables .....	109
Newland .....	75
Newland privacy panels.....	97
Newland quick assembly height adjustable tables .....	99
OTG panels.....	106
Pashley.....	108



#### GENERAL INFORMATION

- Newland combines classic design, quality and value.
- A modular thermally fused laminate desking line that is sure to become your go-to for quick, functional and practical workplace solutions.
- Newland supports a wide range of workspace applications, including private offices, open plan, meeting and training spaces that will stand the test of time.
- Easy to plan with.
- Ease of assembly built into design with metal-to-metal connectors.
- Thermally fused laminate surfaces with 2mm thick edgeband.
- 10 finishes to choose from.
- 1" thick worksurfaces.
- All drawers are equipped with ball bearing over-travel slides.
- File drawers accommodate letter or legal size filing.
- Silver finish handles and locks.
- Grommets are standard on select models as reflected in the price list lineart.
- Wire access standard on hutches.
- Canadian made and backed by Global's Lifetime Warranty.
- GREENGUARD certified.

#### GENERAL CONSTRUCTION

- All components are made from 45 lb. density particle board covered with thermally fused laminate on both sides.
- Interlocking cam lock connectors.
- Leveling glides are standard on all floor units.
- Locks are standard on pedestals, storage cabinets and lateral files, and have removable cores.
- Key locks are random and cannot be specified.
- All file drawers and box drawers have ball bearing over-travel slides to provide full access to drawer interiors.
- Top box drawers include one pencil tray.

#### LAMINATE FINISHES

ACJ	Absolute Acajou
ASN	Asian Night
DES	Dark Espresso
DWT	Designer White
NBL	Noce Biondo
NGL	Noce Grigio
NEL	Noce Leggero
NML	Noce Medio
WHC	White Chocolate
WCR	Winter Cherry

#### FINISHES - METAL LEGS

- Available in the following Sandtex finishes:
 

TBL	Black
TDW	Designer White
TTU	Tungsten

#### TACKBOARD COLORS

- Tackboards are available to fit 66" and 72" wide hutches.
- Lola fabric is standard and is available in the following colors:
 

Blue Mist (LL14)	Medium Taupe (LL11)
Caramel Cream (LL12)	Sandstone (LL38)
Cinder (LL37)	Spray (LL35)
Granite (LL36)	

**TABLE DESK/RETURNS WITH 2" SQUARE METAL H-LEGS**

- Rectangular table desks include two 28.5" high H-legs.
- Nominal 30"D table desks are 29.7"D actual.
- Returns include one 28.5" high H-leg.
- H-legs are available in Black (**TBL**), Designer White (**TDW**) or Tungsten (**TTU**).
- Returns are non-handed and can be used for left or right hand applications.
- All table desks include 4"H underside stability panel for structural integrity, recessed from approach side: 5.1" for 24"D table desks, and 5.3" for 30"D table desks. Stability panel is interchangeable with table desk modesty ordered separately.
- 24"D table desks will not accommodate NLMP232BBF or NL23BBF pedestals; use NLMP23BF with 24"D table desks.
- Underside clearance for keyboard mechanisms:  
23.4" - per 30"D table desks  
17.9" - per 24"D table desks

**RETURNS WITH LAMINATE GABLES**

- All gables are reversible for left or right hand applications.
- Full modesty panels are standard.

**HUTCHES**

- Hutches are available in 36", 66" and 72" widths. All hutches are 15" deep.
- Hutches are shipped ready to assemble.
- 66" and 72" hutches have a 20" height clearance between the worksurface and the underside of the hutch shelf.
- 36" hutch comes with two shelves. The lower shelf is height adjustable.
- Laminate door kits are available for the 36", 66" and 72" wide hutches. Laminate doors are 11/16" thick.
- Doors for 72" and 66" hutches come in a package of two doors, and accommodate either the left side or right side of the hutch. For full closure, two door kits are required, for a total of four doors.
- Hutches can be mounted onto credenza units without mechanical fasteners. Two-sided tape is provided to secure hutch to the surface it is sitting on.
- Hutches come standard with one grommet and a full-length 1" wire access strip for cable management.

**STORAGE UNITS (FREESTANDING VS. UNDER WORKSURFACE)**

- One set of front-to-back file bars included per file drawer.
- All 24" deep lateral files come with interlock mechanisms. All 24"D lateral files and storage units come standard with tops and are designed to be freestanding.
- All 23" deep lateral files and storage units are designed for use underneath worksurfaces and are not intended to be used as freestanding pieces.
- All mobile pedestals include counterweight.

**MODESTY PANELS**

- Modesty panels are available as an add-on component for table desks with H-leg. Modesty panels are recessed 5.1" for 24"D table desks, and 5.3" for 30"D table desks; 12" high with 16.6" clearance from the floor. Please see individual models for specific codes.
- Full modesty panels are standard on bow front desks, rectangular desks, credenzas, returns with laminate gable and bridges.
- Modesty panel is recessed for knee space on front:  
Bow front desk - 6.5" recess on ends, 12.5" at center  
30" deep desk - 5.6" recess  
36" deep desk - 6.5" recess
- "D" islands and rectangular islands with square post include 12" high modesty with 16.6" clearance from the floor. Please see individual models for specific codes.
- Modesty panel is flush (no recess) for credenzas, returns and bridges.

**WORKSURFACES WITH 2" SQUARE POST LEGS**

- "D" and Rectangular Islands are standard with a single post leg, end gable and 12" high modesty panel.
- Post legs are 2" square and are available in Black (**TBL**), Designer White (**TDW**) or Tungsten (**TTU**).
- Worksurface tops are predrilled with threaded steel inserts to connect legs with Truss head screws.

**HANDLES**

- Handles are standard on all storage cabinets and pedestals.
- Silver rectangular handle is standard.
- Handles available separately for use with Zira series; can be field exchanged with any standard Zira handle.

**LOCKS**

- Key numbers range from #401-440. Locks are randomly installed at the factory. Key alike or preferred number assignment are not available.

**GROMMETS**

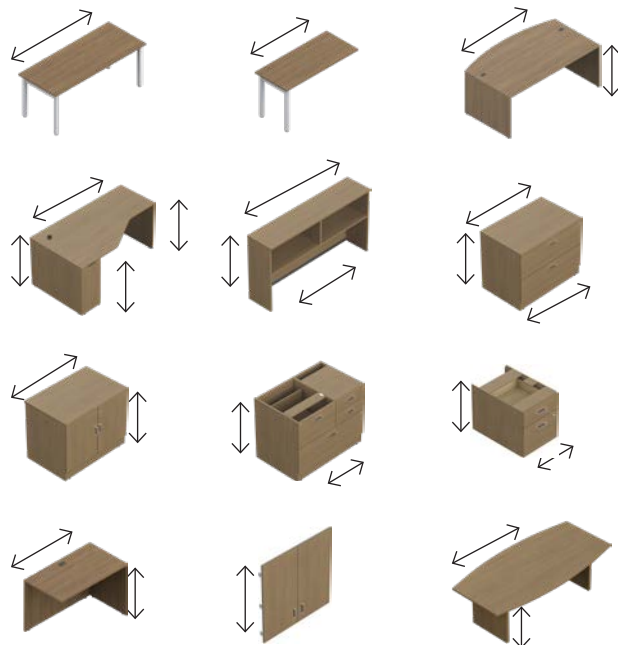
- Grommets are standard where shown in this price list lineart. For location and number of grommets, see price list specifications on individual components.
- Grommet locations are predetermined and cannot be specified.
- Grommets may be removed upon request. Please specify (**RSG**) for no grommet option. **Add \$53**. The no grommet option requires an extended lead time.

**POWER BLOCK OPTIONS**

- Refer to page 115 for power and data for options to deliver desktop power and/or USB charging ports

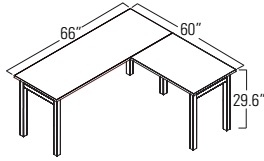
**LAMINATES WITH WOODGRAIN**

- Typical woodgrain direction


**ASSEMBLY**

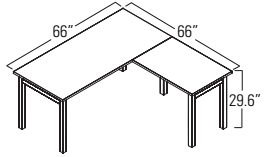
- Pedestals, lateral files and storage cabinets are shipped fully assembled.
- All other components require some assembly, metal-to-metal fasteners where applicable.

NLP223: "L" Shape Suite\*



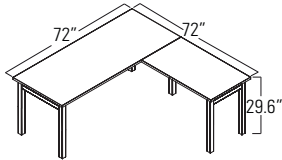
Package Contents	Model Number	Quantity	List Price	Package Price
Table Desk	NL6624DHL	1	<b>\$755</b>	<b>\$1147</b>
Return	NL3624RHL	1	<b>\$392</b>	

NLP222: "L" Shape Suite\*



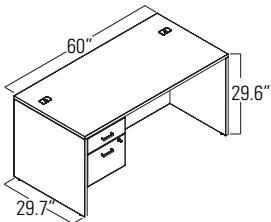
Package Contents	Model Number	Quantity	List Price	Package Price
Table Desk	NL6630DHL	1	<b>\$780</b>	<b>\$1172</b>
Return	NL3624RHL	1	<b>\$392</b>	

NLP224: "L" Shape Suite\*



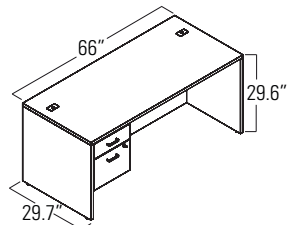
Package Contents	Model Number	Quantity	List Price	Package Price
Table Desk	NL7230DHL	1	<b>\$798</b>	<b>\$1200</b>
Return	NL4224RHL	1	<b>\$402</b>	

NLP111: 60" x 30" Single Pedestal Desk\*



Package Contents	Model Number	Quantity	List Price	Package Price
Rectangular Desk	NL6030D	1	<b>\$686</b>	<b>\$1203</b>
Hanging Box/File Pedestal	NL23HBF	1	<b>\$517</b>	

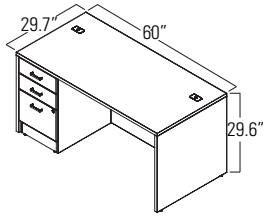
NLP516: 66" x 30" Single Pedestal Desk\*



Package Contents	Model Number	Quantity	List Price	Package Price
Rectangular Desk	NL6630D	1	<b>\$703</b>	<b>\$1220</b>
Hanging Box/File Pedestal	NL23HBF	1	<b>\$517</b>	

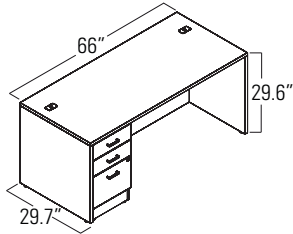
\* Can be assembled for left or right hand applications

NLP232: 60" x 30" Single Pedestal Desk\*



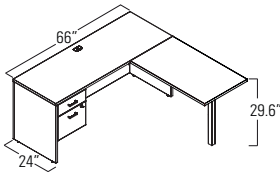
Package Contents	Model Number	Quantity	List Price	Package Price
Rectangular Desk	NL6030D	1	<b>\$686</b>	<b>\$1414</b>
Box/Box/File Pedestal	NL23BBF	1	<b>\$728</b>	

NLP517: 66" x 30" Single Pedestal Desk\*



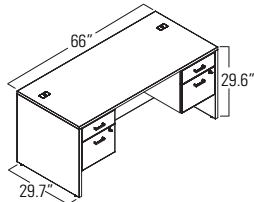
Package Contents	Model Number	Quantity	List Price	Package Price
Rectangular Desk	NL6630D	1	<b>\$703</b>	<b>\$1431</b>
Box/Box/File Pedestal	NL23BBF	1	<b>\$728</b>	

NLP113: "L" Shape 66" x 66"\*



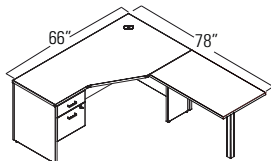
Package Contents	Model Number	Quantity	List Price	Package Price
Credenza - Rectangular	NL6624C	1	<b>\$654</b>	<b>\$1522</b>
Rectangular Island w/Square Post	NL4224RIS	1	<b>\$351</b>	
Hanging Box/File Pedestal	NL23HBF	1	<b>\$517</b>	

NLP110: 66" x 30" Double Pedestal Desk



Package Contents	Model Number	Quantity	List Price	Package Price
Rectangular Desk	NL6630D	1	<b>\$703</b>	<b>\$1737</b>
Hanging Box/File Pedestal	NL23HBF	2	<b>\$517</b>	

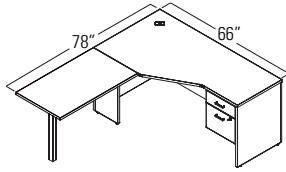
NLP115R: "L" Shape 66" x 78"



Package Contents	Model Number	Quantity	List Price	Package Price
Extended Corner Credenza - RIGHT	NL6636CER	1	<b>\$886</b>	<b>\$1754</b>
Rectangular Island w/Square Post	NL4224RIS	1	<b>\$351</b>	
Hanging Box/File Pedestal	NL23HBF	1	<b>\$517</b>	

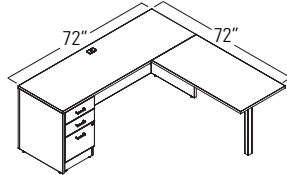
\* Can be assembled for left or right hand applications

NLP115L: "L" Shape 78" x 66"



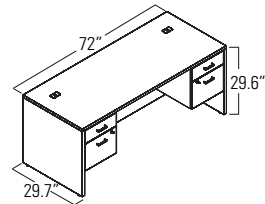
Package Contents	Model Number	Quantity	List Price	Package Price
Extended Corner Credenza - LEFT	NL6636CEL	1	<b>\$886</b>	<b>\$1754</b>
Rectangular Island w/Square Post	NL4224RIS	1	<b>\$351</b>	
Hanging Box/File Pedestal	NL23HBF	1	<b>\$517</b>	

NLP114 - "L" Shape 72" x 72"\*



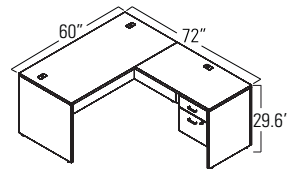
Package Contents	Model Number	Quantity	List Price	Package Price
Credenza - Rectangular	NL7224C	1	<b>\$672</b>	<b>\$1768</b>
Rectangular Island w/Square Post	NL4824RIS	1	<b>\$368</b>	
Box/Box/File Pedestal	NL23BBF	1	<b>\$728</b>	

NLP518: 72" x 30" Double Pedestal Desk



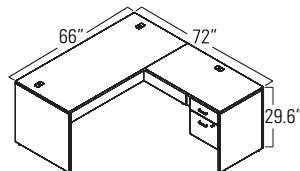
Package Contents	Model Number	Quantity	List Price	Package Price
Rectangular Desk	NL7230D	1	<b>\$739</b>	<b>\$1773</b>
Hanging Box/File Pedestal	NL23HBF	2	<b>\$517</b>	

NLP524: "L" Shape Desk\*



Package Contents	Model Number	Quantity	List Price	Package Price
Rectangular Desk	NL6030D	1	<b>\$686</b>	<b>\$1783</b>
Return	NL4224R	1	<b>\$580</b>	
Hanging Box/File Pedestal	NL23HBF	1	<b>\$517</b>	

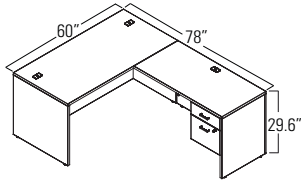
NLP520: "L" Shape Desk\*



Package Contents	Model Number	Quantity	List Price	Package Price
Rectangular Desk	NL6630D	1	<b>\$703</b>	<b>\$1800</b>
Return	NL4224R	1	<b>\$580</b>	
Hanging Box/File Pedestal	NL23HBF	1	<b>\$517</b>	

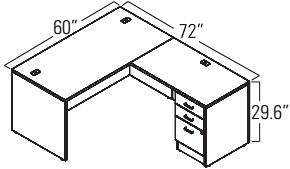
\* Can be assembled for left or right hand applications

NLP107: "L" Shape Desk\*



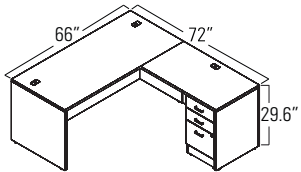
Package Contents	Model Number	Quantity	List Price	Package Price
Rectangular Desk	NL6030D	1	<b>\$686</b>	<b>\$1819</b>
Return	NL4824R	1	<b>\$616</b>	
Hanging Box/File Pedestal	NL23HBF	1	<b>\$517</b>	

NLP525: "L" Shape Desk\*



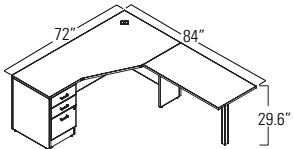
Package Contents	Model Number	Quantity	List Price	Package Price
Rectangular Desk	NL6030D	1	<b>\$686</b>	<b>\$1994</b>
Return	NL4224R	1	<b>\$580</b>	
Box/Box/File Pedestal	NL23BBF	1	<b>\$728</b>	

NLP521: "L" Shape Desk\*



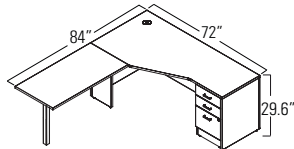
Package Contents	Model Number	Quantity	List Price	Package Price
Rectangular Desk	NL6630D	1	<b>\$703</b>	<b>\$2011</b>
Return	NL4224R	1	<b>\$580</b>	
Box/Box/File Pedestal	NL23BBF	1	<b>\$728</b>	

NLP116R - "L" Shape 72" x 84"



Package Contents	Model Number	Quantity	List Price	Package Price
Extended Corner Credenza - RIGHT	NL7236CER	1	<b>\$939</b>	<b>\$2035</b>
Rectangular Island w/Square Post	NL4824RIS	1	<b>\$368</b>	
Box/Box/File Pedestal	NL23BBF	1	<b>\$728</b>	

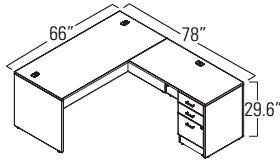
NLP116L: "L" Shape 84" x 72"



Package Contents	Model Number	Quantity	List Price	Package Price
Extended Corner Credenza - LEFT	NL7236CEL	1	<b>\$939</b>	<b>\$2035</b>
Rectangular Island w/Square Post	NL4824RIS	1	<b>\$368</b>	
Box/Box/File Pedestal	NL23BBF	1	<b>\$728</b>	

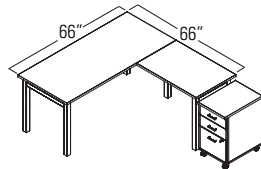
\* Can be assembled for left or right hand applications

NLP108: "L" Shape Desk\*



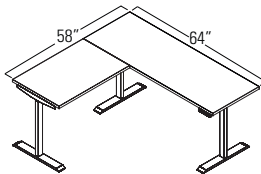
Package Contents	Model Number	Quantity	List Price	Package Price
Rectangular Desk	NL6630D	1	<b>\$703</b>	<b>\$2047</b>
Return	NL4824R	1	<b>\$616</b>	
Box/Box/File Pedestal	NL23BBF	1	<b>\$728</b>	

NLP315: "L" Shape Desk 66" x 66"\*



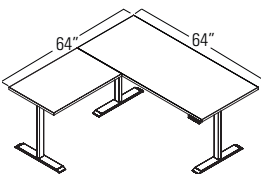
Package Contents	Model Number	Quantity	List Price	Package Price
Table Desk	NL6630DHL	1	<b>\$780</b>	<b>\$2097</b>
Return	NL3624RHL	1	<b>\$392</b>	
Mobile Box/Box/File Pedestal	NLMP23BBF	1	<b>\$925</b>	

NLP312: "L" Shape Height Adjustable Desk 66" x 60" nominal\*



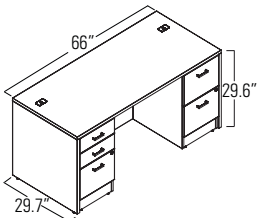
Package Contents	Model Number	Quantity	List Price	Package Price
Rectangular Top	NL6423HAT	1	<b>\$292</b>	<b>\$2116</b>
2-Stage Height Adjustable Base	MLIR20B	1	<b>\$979</b>	
Return Top	NL3523RHT	1	<b>\$218</b>	
2-Stage Height Adjustable Return Base	MLIR20R	1	<b>\$627</b>	

NLP313: "L" Shape Height Adjustable Desk 66" x 66" nominal\*



Package Contents	Model Number	Quantity	List Price	Package Price
Rectangular Top	NL6429HAT	1	<b>\$317</b>	<b>\$2141</b>
2-Stage Height Adjustable Base	MLIR20B	1	<b>\$979</b>	
Return Top	NL3523RHT	1	<b>\$218</b>	
2-Stage Height Adjustable Return Base	MLIR20R	1	<b>\$627</b>	

NLP109 - 66" x 30" Double Pedestal Desk



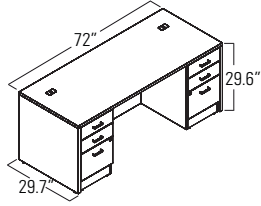
Package Contents	Model Number	Quantity	List Price	Package Price
Rectangular Desk	NL6630D	1	<b>\$703</b>	<b>\$2194</b>
Box/Box/File Pedestal	NL23BBF	1	<b>\$728</b>	
File/File Pedestal	NL23FF	1	<b>\$763</b>	

*Box/box/file and file/file pedestal positions are reversible*

\* Can be assembled for left or right hand applications

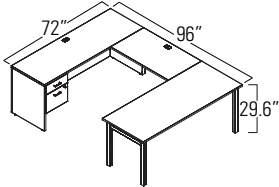


NLP519: 72" x 30" Double Pedestal Desk\*



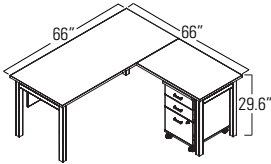
Package Contents	Model Number	Quantity	List Price	Package Price
Rectangular Desk	NL7230D	1	<b>\$739</b>	<b>\$2195</b>
Box/Box/File Pedestal	NL23BBF	2	<b>\$728</b>	

NLP228: "U" Shaped Suite\*



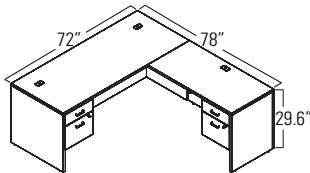
Package Contents	Model Number	Quantity	List Price	Package Price
Table Desk	NL7230DHL	1	<b>\$798</b>	<b>\$2251</b>
Bridge Top	NL4224B	1	<b>\$264</b>	
Credenza - Rectangular	NL7224C	1	<b>\$672</b>	
Hanging Box/File Pedestal	NL23HBF	1	<b>\$517</b>	

NLP231: "L" Shape Suite\*



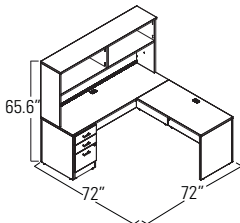
Package Contents	Model Number	Quantity	List Price	Package Price
Table Desk	NL6630DHL	1	<b>\$780</b>	<b>\$2343</b>
Return	NL3624RHL	1	<b>\$392</b>	
Box/Box/File Mobile Pedestal	NLMP23BBF	1	<b>\$925</b>	
Modesty Panel for Table Desk	NL6612MPT	1	<b>\$246</b>	

NLP522: "L" Shape Desk\*



Package Contents	Model Number	Quantity	List Price	Package Price
Rectangular Desk	NL7230D	1	<b>\$739</b>	<b>\$2389</b>
Return	NL4824R	1	<b>\$616</b>	
Hanging Box/File Pedestal	NL23HBF	2	<b>\$517</b>	

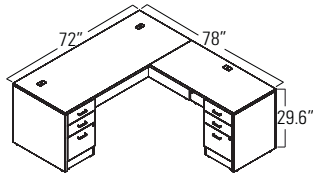
NLP206: Supervisor Suite w/Rectangular Credenza\*



Package Contents	Model Number	Quantity	List Price	Package Price
Return	NL4824R	1	<b>\$616</b>	<b>\$2779</b>
Credenza - Rectangular	NL7224C	1	<b>\$672</b>	
Box/Box/File Pedestal	NL23BBF	1	<b>\$728</b>	
Hutch - 72"	NL72HO	1	<b>\$763</b>	

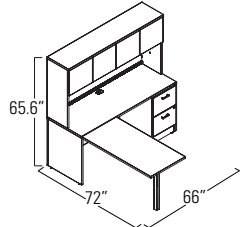
\* Can be assembled for left or right hand applications

## NLP523: "L" Shape Desk\*



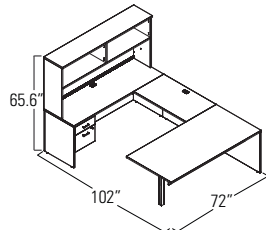
Package Contents	Model Number	Quantity	List Price	Package Price
Rectangular Desk	NL7230D	1	<b>\$739</b>	<b>\$2811</b>
Return	NL4824R	1	<b>\$616</b>	
Box/Box/File Pedestal	NL23BBF	2	<b>\$728</b>	

## NLP235: Management "L" Suite\*



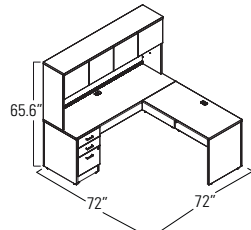
Package Contents	Model Number	Quantity	List Price	Package Price
Rectangular Island w/Square Post	NL4824RIS	1	<b>\$368</b>	<b>\$2858</b>
Credenza - Rectangular	NL6624C	1	<b>\$654</b>	
Laminate Doors - set of 2	NL33DRL	2	<b>\$176</b>	
Hutch - 66"	NL66HO	1	<b>\$721</b>	
File/File Pedestal	NL23FF	1	<b>\$763</b>	

## NLP321: "U" Shaped Suite\*



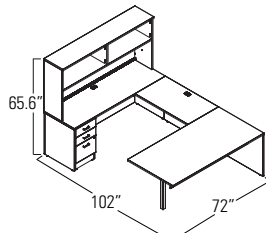
Package Contents	Model Number	Quantity	List Price	Package Price
Rectangular Island w/Square Post	NL7236RMS	1	<b>\$657</b>	<b>\$2996</b>
Bridge	NL4224FB	1	<b>\$387</b>	
Credenza - Rectangular	NL7224C	1	<b>\$672</b>	
Hutch - 72"	NL72HO	1	<b>\$763</b>	
Hanging Box/File Pedestal	NL23HBF	1	<b>\$517</b>	

## NLP106: "L" Shaped Suite 72" x 72"\*



Package Contents	Model Number	Quantity	List Price	Package Price
Return	NL4824R	1	<b>\$616</b>	<b>\$3159</b>
Credenza - Rectangular	NL7224C	1	<b>\$672</b>	
Laminate Doors - set of 2	NL36DRL	2	<b>\$190</b>	
Hutch - 72"	NL72HO	1	<b>\$763</b>	
Box/Box/File Pedestal	NL23BBF	1	<b>\$728</b>	

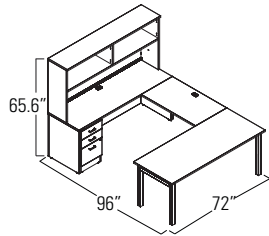
## NLP221: Management Suite - Rectangular Island\*



Package Contents	Model Number	Quantity	List Price	Package Price
Rectangular Island w/Square Post	NL7236RMS	1	<b>\$657</b>	<b>\$3207</b>
Bridge	NL4224FB	1	<b>\$387</b>	
Credenza - Rectangular	NL7224C	1	<b>\$672</b>	
Hutch - 72"	NL72HO	1	<b>\$763</b>	
Box/Box/File Pedestal	NL23BBF	1	<b>\$728</b>	

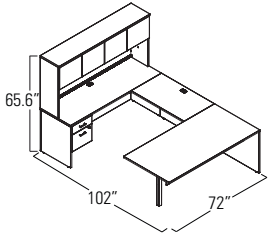
\* Can be assembled for left or right hand applications

## NLP229: "U" Shaped Suite\*



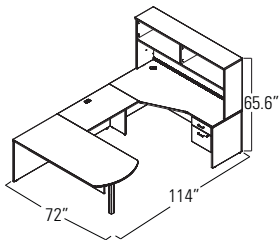
Package Contents	Model Number	Quantity	List Price	Package Price
Table Desk	NL7230DHL	1	<b>\$798</b>	<b>\$3225</b>
Bridge Top	NL4224B	1	<b>\$264</b>	
Credenza - Rectangular	NL7224C	1	<b>\$672</b>	
Hutch - 72"	NL72HO	1	<b>\$763</b>	
Box/Box/File Pedestal	NL23BBF	1	<b>\$728</b>	

## NLP103: Management "U" Shaped Suite



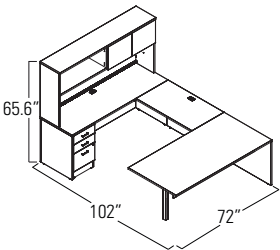
Package Contents	Model Number	Quantity	List Price	Package Price
Rectangular Island w/Square Post	NL7236RMS	1	<b>\$657</b>	<b>\$3376</b>
Bridge	NL4224FB	1	<b>\$387</b>	
Credenza - Rectangular	NL7224C	1	<b>\$672</b>	
Hutch - 72"	NL72HO	1	<b>\$763</b>	
Laminate Doors	NL36DRL	2	<b>\$190</b>	
Hanging Box/File Pedestal	NL23HBF	1	<b>\$517</b>	

## NLP202R: Management Suite - "D" Island w/Left Extended Credenza



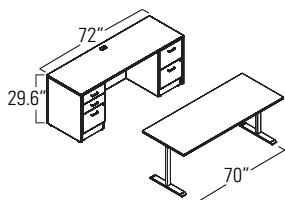
Package Contents	Model Number	Quantity	List Price	Package Price
"D" Island w/Square Post	NL7236DMS	1	<b>\$790</b>	<b>\$3396</b>
Extended Corner Credenza - LEFT	NL7236CEL	1	<b>\$939</b>	
Hutch - 72"	NL72HO	1	<b>\$763</b>	
Bridge	NL4224FB	1	<b>\$387</b>	
Hanging Box/File Pedestal	NL23HBF	1	<b>\$517</b>	

## NLP121: "U" Shaped Suite\*



Package Contents	Model Number	Quantity	List Price	Package Price
Rectangular Island w/Square Post	NL7236RMS	1	<b>\$657</b>	<b>\$3397</b>
Bridge	NL4224FB	1	<b>\$387</b>	
Credenza - Rectangular	NL7224C	1	<b>\$672</b>	
Hutch - 72"	NL72HO	1	<b>\$763</b>	
Laminate Doors	NL36DRL	1	<b>\$190</b>	
Box/Box/File Pedestal	NL23BBF	1	<b>\$728</b>	

## NLP240: 2-Stage Height Adjustable table w/Credenza

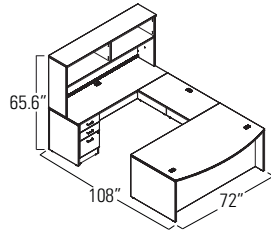


Package Contents	Model Number	Quantity	List Price	Package Price
Rectangular Top	NL7029HAT	1	<b>\$334</b>	<b>\$3476</b>
2-Stage Height Adjustable Base	MLIR20B	1	<b>\$979</b>	
Credenza - Rectangular	NL7224C	1	<b>\$672</b>	
Box/Box/File Pedestal	NL23BBF	1	<b>\$728</b>	
File/File Pedestal	NL23FF	1	<b>\$763</b>	

*Box/box/file and file/file pedestal positions are reversible*

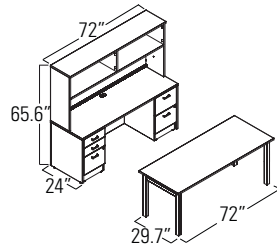
\* Can be assembled for left or right hand applications

## NLP205: Management Suite - Bow Front Desk w/Rectangular Credenza\*



Package Contents	Model Number	Quantity	List Price	Package Price
Bow Desk	NL7242BD	1	<b>\$1002</b>	<b>\$3552</b>
Credenza - Rectangular	NL7224C	1	<b>\$672</b>	
Hutch - 72"	NL72HO	1	<b>\$763</b>	
Bridge	NL4224FB	1	<b>\$387</b>	
Box/Box/File Pedestal	NL23BBF	1	<b>\$728</b>	

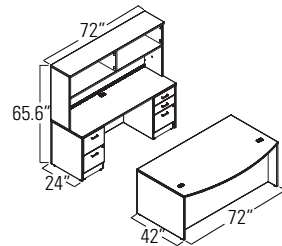
## NLP230: Office Suite



Package Contents	Model Number	Quantity	List Price	Package Price
Table Desk	NL7230DHL	1	<b>\$798</b>	<b>\$3724</b>
Credenza - Rectangular	NL7224C	1	<b>\$672</b>	
Hutch - 72"	NL72HO	1	<b>\$763</b>	
Box/Box/File Pedestal	NL23BBF	1	<b>\$728</b>	
File/File Pedestal	NL23FF	1	<b>\$763</b>	

Box/box/file and file/file pedestal positions are reversible

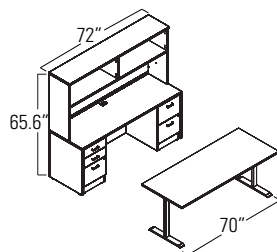
## NLP201: Management Suite - Bow Front Desk



Package Contents	Model Number	Quantity	List Price	Package Price
Bow Desk	NL7242BD	1	<b>\$1002</b>	<b>\$3928</b>
Credenza - Rectangular	NL7224C	1	<b>\$672</b>	
File/File Pedestal	NL23FF	1	<b>\$763</b>	
Hutch - 72"	NL72HO	1	<b>\$763</b>	
Box/Box/File Pedestal	NL23BBF	1	<b>\$728</b>	

Box/box/file and file/file pedestal positions are reversible

## NLP241: Management Suite - 2-Stage Height Adjustable table

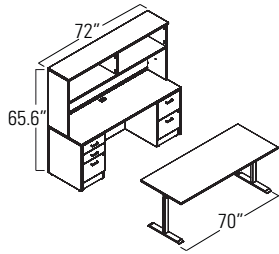


Package Contents	Model Number	Quantity	List Price	Package Price
Rectangular Top	NL7029HAT	1	<b>\$334</b>	<b>\$4239</b>
2-Stage Height Adjustable Base	MLIR20B	1	<b>\$979</b>	
Credenza - Rectangular	NL7224C	1	<b>\$672</b>	
Hutch - 72"	NL72HO	1	<b>\$763</b>	
Box/Box/File Pedestal	NL23BBF	1	<b>\$728</b>	
File/File Pedestal	NL23FF	1	<b>\$763</b>	

Box/box/file and file/file pedestal positions are reversible

\* Can be assembled for left or right hand applications

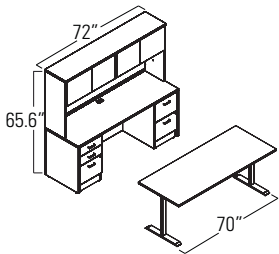
NLP243: Management Suite - 3-Stage Height Adjustable table



Package Contents	Model Number	Quantity	List Price	Package Price
Rectangular Top	NL7029HAT	1	<b>\$334</b>	<b>\$4464</b>
3-Stage Height Adjustable Base	MLIR30B	1	<b>\$1204</b>	
Credenza - Rectangular	NL7224C	1	<b>\$672</b>	
Hutch - 72"	NL72HO	1	<b>\$763</b>	
Box/Box/File Pedestal	NL23BBF	1	<b>\$728</b>	
File/File Pedestal	NL23FF	1	<b>\$763</b>	

Box/box/file and file/file pedestal positions are reversible

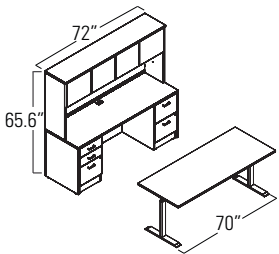
NLP242: Management Suite - 2-Stage Height Adjustable table



Package Contents	Model Number	Quantity	List Price	Package Price
Rectangular Top	NL7029HAT	1	<b>\$334</b>	<b>\$4619</b>
2-Stage Height Adjustable Base	MLIR20B	1	<b>\$979</b>	
Credenza - Rectangular	NL7224C	1	<b>\$672</b>	
Hutch - 72"	NL72HO	1	<b>\$763</b>	
Laminate Doors	NL36DRL	2	<b>\$190</b>	
Box/Box/File Pedestal	NL23BBF	1	<b>\$728</b>	
File/File Pedestal	NL23FF	1	<b>\$763</b>	

Box/box/file and file/file pedestal positions are reversible

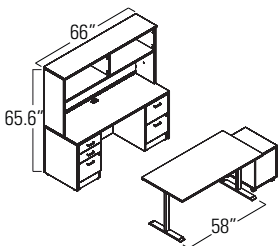
NLP244: Management Suite - 3-Stage Height Adjustable table



Package Contents	Model Number	Quantity	List Price	Package Price
Rectangular Top	NL7029HAT	1	<b>\$334</b>	<b>\$4844</b>
3-Stage Height Adjustable Base	MLIR30B	1	<b>\$1204</b>	
Credenza - Rectangular	NL7224C	1	<b>\$672</b>	
Hutch - 72"	NL72HO	1	<b>\$763</b>	
Laminate Doors	NL36DRL	2	<b>\$190</b>	
Box/Box/File Pedestal	NL23BBF	1	<b>\$728</b>	
File/File Pedestal	NL23FF	1	<b>\$763</b>	

Box/box/file and file/file pedestal positions are reversible

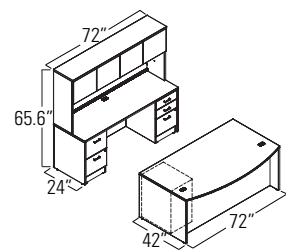
NLP245: Management Suite - 2-Stage Height Adjustable table



Package Contents	Model Number	Quantity	List Price	Package Price
Rectangular Top	NL5829HAT	1	<b>\$306</b>	<b>\$4925</b>
2-Stage Height Adjustable Base	MLIR20B	1	<b>\$979</b>	
Credenza - Rectangular	NL6624C	1	<b>\$654</b>	
Hutch - 66"	NL66HO	1	<b>\$721</b>	
Box/Box/File Pedestal	NL23BBF	1	<b>\$728</b>	
File/File Pedestal	NL23FF	1	<b>\$763</b>	
Mobile Box/File Pedestal	NLMP23BF	1	<b>\$774</b>	

Box/box/file and file/file pedestal positions are reversible

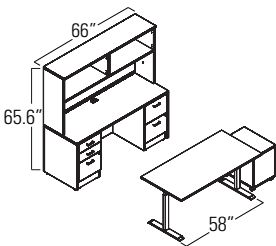
NLP202: Management Suite - Bow Front Desk



Package Contents	Model Number	Quantity	List Price	Package Price
Bow Desk	NL7242BD	1	\$1002	\$5036
Credenza - Rectangular	NL7224C	1	\$672	
File/File Pedestal	NL23FF	1	\$763	
Hutch - 72"	NL72HO	1	\$763	
Laminate Doors	NL36DRL	2	\$190	
Box/Box/File Pedestal	NL23BBF	2	\$728	





Box/box/file and file/file pedestal positions are reversible

NLP246: Management Suite - 3-Stage Height Adjustable table



Package Contents	Model Number	Quantity	List Price	Package Price
Rectangular Top	NL5829HAT	1	\$306	\$5150
3-Stage Height Adjustable Base	MLIR30B	1	\$1204	
Credenza - Rectangular	NL6624C	1	\$654	
Hutch - 66"	NL66HO	1	\$721	
Box/Box/File Pedestal	NL23BBF	1	\$728	
File/File Pedestal	NL23FF	1	\$763	
Mobile Box/File Pedestal	NLMP23BF	1	\$774	

Box/box/file and file/file pedestal positions are reversible

TABLE DESKS & COMPONENTS	MODEL #	DIMENSIONS <sup>IN</sup> <sub>MM</sub>	WEIGHT <sup>LB</sup> <sub>KG</sub>	VOLUME <sup>FT<sup>3</sup></sup> <sub>MT<sup>3</sup></sub>	LIST PRICE
 <p><b>Table Desk</b></p>	<b>W x D x H</b>				
	<b>24" deep</b>				
	NL3624DHL	36 x 24 x 29.6 <i>914 x 610 x 752</i>	83 <i>37.65</i>	4.7 <i>0.13</i>	<b>\$668</b>
	NL4824DHL	48 x 24 x 29.6 <i>1219 x 610 x 752</i>	92.5 <i>41.96</i>	5.1 <i>0.14</i>	<b>\$703</b>
	NL5424DHL	54 x 24 x 29.6 <i>1372 x 610 x 752</i>	97.5 <i>44.23</i>	5.4 <i>0.15</i>	<b>\$720</b>
	NL6024DHL	60 x 24 x 29.6 <i>1524 x 610 x 752</i>	102 <i>46.27</i>	5.6 <i>0.15</i>	<b>\$738</b>
	NL6624DHL	66 x 24 x 29.6 <i>1676 x 610 x 752</i>	107.2 <i>48.63</i>	5.8 <i>0.16</i>	<b>\$755</b>
	NL7224DHL	72 x 24 x 29.6 <i>1829 x 610 x 752</i>	112.5 <i>51.03</i>	6.1 <i>0.17</i>	<b>\$773</b>
	<b>30" deep nominal (29.7" deep actual)</b>				
	NL6030DHL	60 x 29.7 x 29.6 <i>1524 x 754 x 752</i>	115 <i>52.16</i>	6 <i>0.16</i>	<b>\$762</b>
	NL6630DHL	66 x 29.7 x 29.6 <i>1676 x 754 x 752</i>	121 <i>54.88</i>	6.2 <i>0.17</i>	<b>\$780</b>
	NL7230DHL	72 x 29.7 x 29.6 <i>1829 x 754 x 752</i>	126.5 <i>57.38</i>	6.5 <i>0.18</i>	<b>\$798</b>
	Freestanding rectangular desk with two H-legs and 4"H stability panel. Stability panel is recessed from approach side: 5.1" on 24"D table desks, and 5.3" on 30"D table desks; can be interchanged for laminate table desk modesty panel, ordered separately. Shipped easy to assemble in 2 cartons.				
 <p><b>Return</b></p>	NL3024RHL	30 x 24 x 29.6 <i>762 x 610 x 752</i>	54.2 <i>24.58</i>	4.4 <i>0.12</i>	<b>\$381</b>
	NL3624RHL	36 x 24 x 29.6 <i>914 x 610 x 752</i>	58.5 <i>26.54</i>	4.7 <i>0.13</i>	<b>\$392</b>
	NL4224RHL	42 x 24 x 29.6 <i>1067 x 610 x 752</i>	62.6 <i>28.39</i>	4.9 <i>0.13</i>	<b>\$402</b>
	NL4824RHL	48 x 24 x 29.6 <i>1219 x 610 x 752</i>	66.8 <i>30.3</i>	5.1 <i>0.14</i>	<b>\$413</b>
	NL5424RHL	54 x 24 x 29.6 <i>1372 x 610 x 752</i>	71 <i>32.21</i>	5.4 <i>0.15</i>	<b>\$427</b>
	Returns are non-handed, connects flush to freestanding desk, table desk and credenza to either left or right hand side. One leg included. Connecting hardware included. Shipped easy to assemble in 2 cartons.				
 <p><b>Bridge Top</b></p>	NL3624B	36 x 24 x 1 <i>914 x 610 x 25</i>	28 <i>12.7</i>	1.6 <i>0.04</i>	<b>\$246</b>
	NL4224B	42 x 24 x 1 <i>1067 x 610 x 25</i>	32 <i>14.51</i>	1.9 <i>0.05</i>	<b>\$264</b>
	NL4824B	48 x 24 x 1 <i>1219 x 610 x 25</i>	36.5 <i>16.56</i>	2.1 <i>0.05</i>	<b>\$288</b>
	Connects flush between two freestanding units with full end gables or H-legs. Shipped easy to assemble in 1 carton.				
 <p><b>H-Leg</b></p>	NL24RHLEG	23 x 5 x 28.6 <i>584 x 127 x 726</i>	19 <i>8.62</i>	3.1 <i>0.08</i>	<b>\$145</b>
	For use with up to 54" wide by 24" deep tops only. Additional support required to support spans greater than 54" wide. Shipped assembled in 1 carton.				

TABLES DESK & COMPONENTS	MODEL #	DIMENSIONS <sup>IN</sup> <sub>MM</sub>	WEIGHT <sup>LB</sup> <sub>KG</sub>	VOLUME <sup>FT<sup>3</sup></sup> <sub>MT<sup>3</sup></sub>	LIST PRICE
--------------------------	---------	---	---------------------------------------	---	------------







Modesty Panel for Table Desks



	W x D x H			
NL3612MPT	30 x 0.7 x 12 <i>762 x 18 x 305</i>	8 <i>3.63</i>	0.4 <i>0.01</i>	<b>\$176</b>
NL4812MPT	42 x 0.7 x 12 <i>1067 x 18 x 305</i>	11 <i>4.99</i>	0.5 <i>0.01</i>	<b>\$193</b>
NL5412MPT	48 x 0.7 x 12 <i>1219 x 18 x 305</i>	13 <i>5.9</i>	0.6 <i>0.01</i>	<b>\$211</b>
NL6012MPT	54 x 0.7 x 12 <i>1372 x 18 x 305</i>	15 <i>6.8</i>	0.7 <i>0.01</i>	<b>\$229</b>
NL6612MPT	60 x 0.7 x 12 <i>1524 x 18 x 305</i>	16 <i>7.26</i>	0.7 <i>0.01</i>	<b>\$246</b>
NL7212MPT	66 x 0.7 x 12 <i>1676 x 18 x 305</i>	18 <i>8.16</i>	0.8 <i>0.02</i>	<b>\$264</b>







NL3612MPT can be used with NL3624DHL.  
NL4812MPT can be used with NL4824DHL.  
NL5412MPT can be used with NL5424DHL.  
NL6012MPT can be used with NL6030DHL and NL6024DHL.  
NL6612MPT can be used with NL6630DHL and NL6624DHL.  
NL7212MPT can be used with NL7230DHL and NL7224DHL.  
To be secured to H-leg tabs with wood screws provided, pilot holes are pre-drilled.  
Shipped in 1 carton.





DESKS	MODEL #	DIMENSIONS <small>IN MM</small>	WEIGHT <small>LB KG</small>	VOLUME <small>FT<sup>3</sup> MT<sup>3</sup></small>	LIST PRICE
 <b>Bow Desk</b>	<b>W x D x H</b>				
	NL7242BD	72 x 42 x 29.6 <i>1829 x 1067 x 752</i>	182 <i>82.55</i>	8.5 <i>0.24</i>	<b>\$1002</b>
 <b>Rectangular Desk</b>	NL6030D	60 x 29.7 x 29.6 <i>1524 x 754 x 752</i>	133 <i>60.33</i>	5.5 <i>0.15</i>	<b>\$686</b>
	NL6630D	66 x 29.7 x 29.6 <i>1676 x 754 x 752</i>	142 <i>64.41</i>	6 <i>0.16</i>	<b>\$703</b>
	NL7230D	72 x 29.7 x 29.6 <i>1829 x 754 x 752</i>	150 <i>68.04</i>	6.5 <i>0.18</i>	<b>\$739</b>
	NL7236D	72 x 36 x 29.6 <i>1829 x 914 x 752</i>	173 <i>78.47</i>	7.5 <i>0.21</i>	<b>\$756</b>
	Rectangular desks with two wire management grommets and a full modesty panel. 30" deep - modesty panel recessed 5.6". 36" deep - modesty panel recessed 6.5". Specify RSG to remove grommets, upcharge applies. Shipped easy to assemble in 1 carton.				


HUTCHES	MODEL #	DIMENSIONS <small>IN MM</small>	WEIGHT <small>LB KG</small>	VOLUME <small>FT<sup>3</sup> MT<sup>3</sup></small>	LIST PRICE
 <b>Hutch - 36"</b>	<b>W x D x H</b>				
	NL36HO	36 x 15 x 36 <i>914 x 381 x 914</i>	95 <i>43.09</i>	4 <i>0.11</i>	<b>\$587</b>
 <b>Hutch - 66" and 72"</b>	NL66HO	66 x 15 x 36 <i>1676 x 381 x 914</i>	133 <i>60.33</i>	6.75 <i>0.19</i>	<b>\$721</b>
	NL72HO	72 x 15 x 36 <i>1829 x 381 x 914</i>	143 <i>64.86</i>	7.5 <i>0.21</i>	<b>\$763</b>
	NL72HO and NL66HO have fixed shelf dividers. Can be used on any straight worksurface. 20" of clearance between worksurface and bottom of hutch. Predrilled to accept one or two laminate door sets (NLxxDRL). Shipped easy to assemble in 1 carton.				


HUTCH DOORS	MODEL #	DIMENSIONS <small>IN MM</small>	WEIGHT <small>LB KG</small>	VOLUME <small>FT<sup>3</sup> MT<sup>3</sup></small>	LIST PRICE
 <b>Laminate Doors for 36" Hutch</b>	<b>W x D x H</b>				
	NL36PHLD	35 x 0.7 x 34.7 <i>889 x 18 x 881</i>	28 <i>12.7</i>	3 <i>0.08</i>	<b>\$313</b>
 <b>Laminate Doors</b>	Set of two laminate doors that fit onto 36" wide hutch (NL36HO) <u>only</u> . Handles included. Non-locking. Shipped in 1 carton.				
	NL33DRL	32.5 x 0.7 x 15 <i>826 x 18 x 381</i>	15 <i>6.8</i>	1.6 <i>0.04</i>	<b>\$176</b>
	NL36DRL	35.6 x 0.7 x 15 <i>904 x 18 x 381</i>	15 <i>6.8</i>	1.7 <i>0.04</i>	<b>\$190</b>
Set of two laminate doors for hutches; <b>two sets required</b> to fully enclose hutch storage area. Hinges included. Non-locking. Extends slightly beyond face of hutch for finger pull access, no handles. Shipped ready to assemble in 1 carton. NL33DRL - Set of 2 doors for NL66HO. NL36DRL - Set of 2 doors for NL72HO.					






TACKBOARDS	MODEL #	DIMENSIONS <sup>IN</sup> <sub>MM</sub>	WEIGHT <sup>LB</sup> <sub>KG</sub>	VOLUME <sup>FT<sup>3</sup></sup> <sub>MT<sup>3</sup></sub>	LIST PRICE
 <p><b>Tackboard</b></p>		<b>W x D x H</b>			
	ML66TB	64 x 1 x 15.75 <i>1626 x 25 x 400</i>	6.4 <i>2.9</i>	1.3 <i>0.03</i>	<b>\$203</b>
	ML72TB	70 x 1 x 15.75 <i>1778 x 25 x 400</i>	7 <i>3.18</i>	1.3 <i>0.03</i>	<b>\$211</b>
Fabric covered tackboard. Includes mounting screws. See page 75 for color options. Shipped in 1 carton.					
CREDENZAS	MODEL #	DIMENSIONS <sup>IN</sup> <sub>MM</sub>	WEIGHT <sup>LB</sup> <sub>KG</sub>	VOLUME <sup>FT<sup>3</sup></sup> <sub>MT<sup>3</sup></sub>	LIST PRICE
 <p><b>Credenza - Rectangular</b></p>	NL6624C	66 x 24 x 29.6 <i>1676 x 610 x 752</i>	119 <i>53.98</i>	5.8 <i>0.16</i>	<b>\$654</b>
	NL7224C	72 x 24 x 29.6 <i>1829 x 610 x 752</i>	125 <i>56.7</i>	6.1 <i>0.17</i>	<b>\$672</b>
Rectangular credenza, wire management grommet as shown in top surface and in the modesty panel (hidden from view). Full height flush modesty panel. Accepts hanging pedestal, pedestal without top or 36"W low storage units without top. Shipped easy to assemble in 1 carton.					
EXTENDED CORNER CREDENZAS	MODEL #	DIMENSIONS <sup>IN</sup> <sub>MM</sub>	WEIGHT <sup>LB</sup> <sub>KG</sub>	VOLUME <sup>FT<sup>3</sup></sup> <sub>MT<sup>3</sup></sub>	LIST PRICE
 <p><b>Extended Corner Credenza - LEFT</b></p>	NL6636CEL	66 x 36 x 29.6 <i>1676 x 914 x 752</i>	148 <i>67.13</i>	7.1 <i>0.2</i>	<b>\$886</b>
	NL7236CEL	72 x 36 x 29.6 <i>1829 x 914 x 752</i>	155 <i>70.31</i>	7.1 <i>0.2</i>	<b>\$939</b>
Narrow and full gables. Narrow end gable can be connected to 24"D return or flush bridge. Full end panel cannot be connected. Corner wire management grommet as shown. Full height modesty panel. Accepts hanging pedestal or pedestal without top. Shipped easy to assemble in 1 carton.					
 <p><b>Extended Corner Credenza - RIGHT</b></p>	NL6636CER	66 x 36 x 29.6 <i>1676 x 914 x 752</i>	148 <i>67.13</i>	7.1 <i>0.2</i>	<b>\$886</b>
	NL7236CER	72 x 36 x 29.6 <i>1829 x 914 x 752</i>	155 <i>70.31</i>	7.1 <i>0.2</i>	<b>\$939</b>
Narrow and full gables. Narrow end gable can be connected to 24"D return or flush bridge. Full end panel cannot be connected. Corner wire management grommet as shown. Full height modesty panel. Accepts hanging pedestal or pedestal without top. Shipped easy to assemble in 1 carton.					
ISLANDS WITH MODESTY	MODEL #	DIMENSIONS <sup>IN</sup> <sub>MM</sub>	WEIGHT <sup>LB</sup> <sub>KG</sub>	VOLUME <sup>FT<sup>3</sup></sup> <sub>MT<sup>3</sup></sub>	LIST PRICE
 <p><b>"D" Island w/Square Post Leg</b></p>	NL6630DMS	66 x 29.7 x 29.6 <i>1676 x 754 x 752</i>	129 <i>58.51</i>	6.2 <i>0.17</i>	<b>\$748</b>
	NL7236DMS	72 x 36 x 29.6 <i>1829 x 914 x 752</i>	132 <i>59.87</i>	7.1 <i>0.2</i>	<b>\$790</b>
2" square post leg and modesty panel with 16.6" clearance included. No grommet. Must be connected, not freestanding. Reversible for left or right hand orientation. Shipped easy to assemble in 2 cartons.					
 <p><b>Rectangular Island w/Square Post Leg</b></p>	NL6630RMS	66 x 29.7 x 29.6 <i>1676 x 754 x 752</i>	129 <i>58.51</i>	6.2 <i>0.17</i>	<b>\$632</b>
	NL7236RMS	72 x 36 x 29.6 <i>1829 x 914 x 752</i>	132 <i>59.87</i>	7.1 <i>0.2</i>	<b>\$657</b>
2" square post leg and modesty panel with 16.6" clearance included. No grommet. Must be connected, not freestanding. Reversible for left or right hand orientation. Shipped easy to assemble in 2 cartons.					







ISLANDS WITHOUT MODESTY	MODEL #	DIMENSIONS <sup>IN</sup> <sup>MM</sup>	WEIGHT <sup>LB</sup> <sup>KG</sup>	VOLUME <sup>FT<sup>3</sup></sup> <sup>MT<sup>3</sup></sup>	LIST PRICE
		<b>W x D x H</b>			
	NL4224RIS	42 x 24 x 29.6 1067 x 610 x 752	45 20.41	4.6 0.13	<b>\$351</b>
	NL4824RIS	48 x 24 x 29.6 1219 x 610 x 752	49 22.23	4.6 0.13	<b>\$368</b>
<b>Rectangular Island w/Square Post Leg</b>	24"D where surface connects. One 2" square post leg. Connecting hardware included. Optional modesty panel available. Reversible. Shipped easy to assemble in 2 cartons.				

MODESTY PANELS	MODEL #	DIMENSIONS <sup>IN</sup> <sup>MM</sup>	WEIGHT <sup>LB</sup> <sup>KG</sup>	VOLUME <sup>FT<sup>3</sup></sup> <sup>MT<sup>3</sup></sup>	LIST PRICE
	NL4212MP	32 x 0.7 x 12 813 x 18 x 305	11 4.99	0.5 0.01	<b>\$193</b>
	NL4812MP	38 x 0.7 x 12 965 x 18 x 305	12 5.44	0.5 0.01	<b>\$211</b>
<b>Modesty Panel for Island Surfaces</b>	NL4212MP can be used with NL4224RIS. NL4812MP can be used with NL4824RIS. Shipped easy to assemble in 2 carton.				


RETURNS	MODEL #	DIMENSIONS <sup>IN</sup> <sup>MM</sup>	WEIGHT <sup>LB</sup> <sup>KG</sup>	VOLUME <sup>FT<sup>3</sup></sup> <sup>MT<sup>3</sup></sup>	LIST PRICE
	NL3024R	30 x 24 x 29.6 762 x 610 x 752	61 27.67	3 0.08	<b>\$510</b>
	NL3624R	36 x 24 x 29.6 914 x 610 x 752	68 30.84	2.7 0.07	<b>\$545</b>
	NL4224R	42 x 24 x 29.6 1067 x 610 x 752	76 34.47	3.1 0.08	<b>\$580</b>
	NL4824R	48 x 24 x 29.6 1219 x 610 x 752	84 38.1	3.4 0.09	<b>\$616</b>
<b>Return</b>	For use with rectangular desks, credenzas and corner credenzas. Two wire management grommets; one as shown in the top surface, the other in the back panel below. Reversible for left or right hand orientation. Shipped easy to assemble in 1 carton.				

BRIDGES	MODEL #	DIMENSIONS <sup>IN</sup> <sup>MM</sup>	WEIGHT <sup>LB</sup> <sup>KG</sup>	VOLUME <sup>FT<sup>3</sup></sup> <sup>MT<sup>3</sup></sup>	LIST PRICE
	NL3624FB	36 x 24 x 29.6 914 x 610 x 752	59 26.76	2.3 0.06	<b>\$352</b>
	NL4224FB	42 x 24 x 29.6 1067 x 610 x 752	68 30.84	3.1 0.08	<b>\$387</b>
	NL4824FB	48 x 24 x 29.6 1219 x 610 x 752	78 35.38	3.4 0.09	<b>\$422</b>
<b>Bridge</b>	To create a "U" shape configuration by connecting two units with full end gables. Two wire management grommets; one as shown in the top surface, the other in the back panel below. Connecting hardware included. Shipped easy to assemble in 1 carton.				

MOBILE PEDESTALS	MODEL #	DIMENSIONS <small>IN MM</small>	WEIGHT <small>LB KG</small>	VOLUME <small>FT<sup>3</sup> MT<sup>3</sup></small>	LIST PRICE
 <p><b>Box/File Mobile Pedestal</b></p>	<b>W x D x H</b>				
	NLMP23BF	16 x 22.7 x 22.1 406 x 577 x 561	74 33.57	6.5 0.18	<b>\$774</b>
<p>Mobile pedestal with one box and one file drawer (both drawers locking). File drawer accommodates front-to-back letter size or side-to-side legal size hanging files. Pedestal top features 1" overhang with built-in grip for ease of mobility. Includes counterweight to prevent tipping. Pencil tray included. Front locking casters. Shipped assembled in 1 carton.</p> <p>Limited Lifetime Warranty (5-year exceptions apply - see page 134).</p>					
 <p><b>Box/Box/File Mobile Pedestal</b></p>					
	NLMP23BBF	16 x 22.7 x 28 406 x 577 x 711	93 42.18	8.25 0.23	<b>\$925</b>
<p>Mobile pedestal with two box drawers and one front locking file drawer (all drawers locking). File drawer accommodates front-to-back letter size or side-to-side legal size files. Pedestal top features 1" overhang with built-in grip for ease of mobility. Includes counterweight to prevent tipping. Front locking casters. Pencil tray included. Sits flush with user edge under 30"D table desks with or without modesty panel or 24"D returns without modesty panel. Does not sit flush under 24"D table desk. Shipped assembled in 1 carton.</p>					
PEDESTALS					
 <p><b>Hanging Box/File Pedestal</b></p>					
	NL23HBF	16 x 23 x 18 406 x 584 x 457	54 24.49	5.25 0.14	<b>\$517</b>
<p>One box drawer and one front locking file drawer. Non-handed, open back. Pencil tray included. For use with bow or rectangular desks, returns or credenzas with laminate side gables and full modesty panel. Top is open. File drawer accommodates front-to-back letter size or side-to-side legal size files. Shipped assembled in 1 carton.</p>					
 <p><b>Box/Box/File Pedestal</b></p>					
	NL23BBF	16 x 23.3 x 28.5 406 x 592 x 724	80 36.29	8.25 0.23	<b>\$728</b>
<p>Two box drawers and one front locking file drawer. Pencil tray included. For use with bow or rectangular desks, returns or credenzas with laminate side gables. Can be moved to a left or right hand position. Top is open. File drawer accommodates front-to-back letter size or side-to-side legal size files. Shipped assembled in 1 carton.</p>					
 <p><b>File/File Pedestal</b></p>					
	NL23FF	16 x 23.3 x 28.5 406 x 592 x 724	78 35.38	8.25 0.23	<b>\$763</b>
<p>Two front locking file drawers. For use with bow or rectangular desks, returns or credenzas with laminate side gables. Can be moved to a left or right position. Top is open. File drawers accommodate front-to-back letter size or side-to-side legal size files. Shipped assembled in 1 carton.</p>					

STORAGE UNITS	MODEL #	DIMENSIONS <small>IN MM</small>	WEIGHT <small>LB KG</small>	VOLUME <small>FT<sup>3</sup> MT<sup>3</sup></small>	LIST PRICE
 <p><b>Lateral File - No Top</b></p>	NL3623LF	36 x 23.3 x 28.5 914 x 592 x 724	128 58.06	18.25 0.51	<b>\$907</b>
	Open top, fits under 24"D worksurface, or within 24"D credenza or 42"/48"W x 24"D return. Two front locking file drawers. File bars included for front-to-back filing orientation. Shipped assembled in 1 carton.				
 <p><b>Lateral File w/Top</b></p>	NL3624LFT	36 x 24 x 29.6 914 x 610 x 752	149 67.59	18.25 0.51	<b>\$1118</b>
	<b>24"D.</b> Two front locking file drawers. File bars included for front-to-back filing orientation. Incorporates anti-tip feature - only one drawer can be opened at a time. Shipped assembled in 1 carton.				
 <p><b>Storage Cabinet - No Top</b></p>	NL3623SC	36 x 23.3 x 28.5 914 x 592 x 724	116 52.62	18.25 0.51	<b>\$605</b>
	Open top, fits under 24"D worksurface, or within 24"D credenza or 42"/48"W x 24"D return. Two front locking doors. One adjustable shelf. Shipped assembled in 1 carton.				
 <p><b>Storage Cabinet w/Top</b></p>	NL3624SCT	36 x 24 x 29.6 914 x 610 x 752	136 61.69	18.25 0.51	<b>\$809</b>
	<b>24"D.</b> Two front locking doors. One adjustable shelf. Shipped assembled in 1 carton.				
 <p><b>Multi-Storage Unit - No Top</b></p>	NL3623MS	36 x 23.3 x 28.5 914 x 592 x 724	147 66.68	18.25 0.51	<b>\$1097</b>
	Open top, fits under 24"D worksurface, or within 24"D credenza or 42"/48"W x 24"D return. One full width file drawer, one half width file drawer and two half width box drawers. All drawers lock. File bars included for front-to-back filing orientation. Incorporates anti-tip feature - only one drawer can be opened at a time. Shipped assembled in 1 carton.				
 <p><b>Multi-Storage Unit w/Top</b></p>	NL3624MST	36 x 24 x 29.6 914 x 610 x 752	164 74.39	18.25 0.51	<b>\$1273</b>
	<b>24"D.</b> One full width file drawer, one half width file drawer and two half width box drawers. All drawers lock. File bars wincluded for front-to-back filing orientation. Incorporates anti-tip feature - only one drawer can be opened at a time. Shipped assembled in 1 carton.				

## BOOKCASES



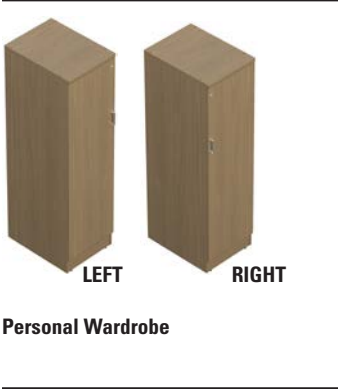
MODEL #	DIMENSIONS <sup>IN</sup> <sub>MM</sub>	WEIGHT <sup>LB</sup> <sub>KG</sub>	VOLUME <sup>FT<sup>3</sup></sup> <sub>MT<sup>3</sup></sub>	LIST PRICE
NL49BC	W x D x H			
	30 x 12 x 48.6	111	3.75	<b>\$640</b>
	762 x 305 x 1234	50.34	0.1	

**48.6"H.** Three adjustable 1" thick shelves. Four levelers. Shipped easy to assemble in 1 carton.

NL66BC	30 x 12 x 65.6	137	5.75	<b>\$844</b>
	762 x 305 x 1666	62.14	0.16	

**65.6"H.** One fixed shelf and three adjustable. 1" thick shelves. Four levelers. Shipped easy to assemble in 1 carton.

## WARDROBES



NL6618WDL	18 x 24 x 65.6	147	20.75	<b>\$932</b>
	457 x 610 x 1666	66.68	0.58	
NL6618WDR	18 x 24 x 65.6	147	20.75	<b>\$932</b>
	457 x 610 x 1666	66.68	0.58	

**65.6"H.** Personal wardrobe hinged on the left (left hand) or right (right hand). Includes coat bar and one fixed shelf with 9" clearance between shelf and top of cabinet. Shipped assembled in 1 carton.

## HANDLES



HANDLE NS	3.94 x 0.75 x 0.37	0.25	0.1	<b>\$18</b>
	100 x 19 x 9	0.1	-	

Square edge handle style. Silver finish For use on Newland or Zira series drawers or doors drilled for handles, field exchange required. This handle has a measurement of 96 mm center to center.

**BOARDROOM AND MULTI-PURPOSE TABLES**

**Boardroom Table - Round**

MODEL #	DIMENSIONS	WEIGHT	VOLUME	LIST PRICE
NL42R	<b>W x D x H</b>			
	42 x - x 29	111	9	<b>\$967</b>
	1067 x - x 737	50.35	0.25	

One-piece round top. Laminate X base. 1" thick top. Shipped easy to assemble in 2 cartons.


**Boardroom Table - Boat Shaped**

NL96BT	96 x 48 x 29 2438 x 1219 x 737	306 138.8	12 0.33	<b>\$1425</b>
--------	-----------------------------------	--------------	------------	---------------

One-piece boat shape top. Two slab laminate bases. 1" thick top. Top tapers to 40"D at the ends. Shipped easy to assemble in 2 cartons.


**Boardroom Table - Boat Shaped**

NL120BT	120 x 48 x 29 3048 x 1219 x 737	426 193.23	15.3 0.43	<b>\$1952</b>
NL144BT	144 x 48 x 29 3658 x 1219 x 737	456 206.84	15.3 0.43	<b>\$2128</b>

Two-piece boat shape top. Three slab laminate bases. 1" thick top. Top tapers to 40"D at the end. Shipped easy to assemble in 2 cartons.


**Height Adjustable Personal Table**

NL2819PPT	27.5 x 19 x 28.3-43.8 699 x 483 x 719-1113	34.8 15.79	3.2 0.09	<b>\$513</b>
-----------	---	---------------	-------------	--------------

Pneumatic height adjustable personal table with locking casters. Range of adjustability with 1" thick thermally fused laminate top is 28.3" to 43.8"H. Tungsten base only. Square tube detailing complements the Newland series desking components. Shipped easy to assemble in 2 cartons.

**TRAINING TABLES**

**Flip-Top Table**

NL4824FT	48 x 24 x 29.5 1219 x 610 x 749	61.9 28.08	4.7 0.13	<b>\$690</b>
NL6024FT	60 x 24 x 29.5 1524 x 610 x 749	73.7 33.43	5.4 0.15	<b>\$724</b>
NL7224FT	72 x 24 x 29.5 1829 x 610 x 749	85.6 38.83	6 0.16	<b>\$754</b>

Flip-top table with 1" thick thermally fused laminate top with factory installed inserts to connect the leg assembly. Y-legs and integral modesty panel in Tungsten finish only. Locking casters. 5.25" nesting creep per table when flipped and stored. Shipped easy to assemble in 3 cartons.

## PRIVACY PANELS

## GENERAL INFORMATION

- Ideal for height adjustable or freestanding table desks.
- Install quickly and simply onto the front, back or side edge of a 1" or 1 1/16" thick worksurface.
- Upmount and undermount orientations available: fabric panels are specific to orientation; PET Felt panels can be mounted upwards or undermount.
- It is recommended to select a privacy panel 6" less in width than the surface it is being mounting on. The underside or top side of the surface mounting to should have a minimum 3" depth free and clear along the length of the surface for mounting.
- Finished height 13.25" with mounting brackets. 12.5" without mounting brackets.

## FABRIC PRIVACY PANELS

- Frameless and non-tackable
- Available in the following fabrics:  
Anchorage, Carrera, Fusion, Jenny, Urban and Waterfall

## PET FELT PRIVACY SCREEN


- 9mm thick PET Felt, 100% PET polyester fibre.
- Tackable felt-like finish, in the following finishes:  
MST Mist SFR Sunflower  
PWT Pewter LAP Lapis  
GPH Graphite RBY Ruby

## PRIVACY PANEL CLAMPS

- Each clamp is a two-piece die-cast assembly in Silver finish and are affixed to the worksurface with three screws.
- Two brackets are included with 24" to 54" wide panels; three clamps with 60" and 66" wide panels.


## PRIVACY PANEL AND SCREENS

- MLxxUMF privacy panels and MVLPET felt screens may be used as center dividers with Ionic benching kits - see page 102.
- Adapter brackets are required to center mount the panels/screens between dual sided table desk. For brackets, see page 105.

PRIVACY PANELS	MODEL #	DIMENSIONS <sup>IN</sup> <sub>MM</sub>	WEIGHT <sup>LB</sup> <sub>KG</sub>	VOLUME <sup>FT<sup>3</sup></sup> <sub>MT<sup>3</sup></sub>	LIST PRICE
		<b>W x D x H</b>			
	ML1324DMF	24 x 0.5 x 13.25 610 x 13 x 337	2.6 1.18	0.4 0.01	<b>\$458</b>
	ML1330DMF	30 x 0.5 x 13.25 762 x 13 x 337	3 1.36	0.5 0.01	<b>\$460</b>
	ML1336DMF	36 x 0.5 x 13.25 914 x 13 x 337	3.6 1.63	0.6 0.01	<b>\$494</b>
	ML1342DMF	42 x 0.5 x 13.25 1067 x 13 x 337	4.2 1.91	0.7 0.01	<b>\$529</b>
	ML1348DMF	48 x 0.5 x 13.25 1219 x 13 x 337	4.8 2.18	0.8 0.02	<b>\$530</b>
	ML1354DMF	54 x 0.5 x 13.25 1372 x 13 x 337	5.4 2.45	0.9 0.02	<b>\$565</b>
	ML1360DMF	60 x 0.5 x 13.25 1524 x 13 x 337	6 2.72	1 0.02	<b>\$759</b>
	ML1366DMF	66 x 0.5 x 13.25 1676 x 13 x 337	6.6 2.99	1.1 0.03	<b>\$785</b>
	Mounts to a 1" or 1 1/16" thick worksurface. Mounting brackets included. If using a privacy panel with a monitor arm, the mounting style of the arm should be grommet mount or freestanding. These privacy panels cannot be used with edge clamp style monitor arms. Not for use with Ionic benching kits. Shipped easy to assemble in 1 carton.				

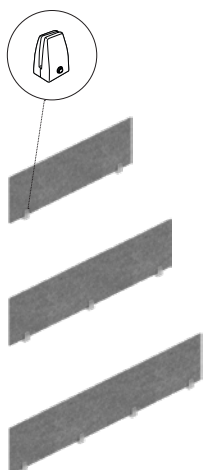
Fabric Privacy Panel - Upmount



PRIVACY PANELS	MODEL #	DIMENSIONS <sup>IN</sup> <sub>MM</sub>	WEIGHT <sup>LB</sup> <sub>KG</sub>	VOLUME <sup>FT<sup>3</sup></sup> <sub>MT<sup>3</sup></sub>	LIST PRICE
		<b>W x D x H</b>			
	ML1324UMF	24 x 0.5 x 13.25 610 x 13 x 337	2.6 1.18	0.4 0.01	<b>\$458</b>
	ML1330UMF	30 x 0.5 x 13.25 762 x 13 x 337	3 1.36	0.5 0.01	<b>\$460</b>
	ML1336UMF	36 x 0.5 x 13.25 914 x 13 x 337	3.6 1.63	0.6 0.01	<b>\$494</b>
	ML1342UMF	42 x 0.5 x 13.25 1067 x 13 x 337	4.2 1.91	0.7 0.01	<b>\$529</b>
	ML1348UMF	48 x 0.5 x 13.25 1219 x 13 x 337	4.8 2.18	0.8 0.02	<b>\$530</b>
	ML1354UMF	54 x 0.5 x 13.25 1372 x 13 x 337	5.4 2.45	0.9 0.02	<b>\$565</b>
	ML1360UMF	60 x 0.5 x 13.25 1524 x 13 x 337	6 2.72	1 0.02	<b>\$759</b>
	ML1366UMF	66 x 0.5 x 13.25 1676 x 13 x 337	6.6 2.99	1.1 0.03	<b>\$785</b>

**Fabric Privacy Panel - Undermount**

Mounts to a 1" or 1 1/16" thick worksurface. Mounting brackets included. To add privacy panels to Ionic benching kits (pages 102-104), use undermount privacy panels with adapter brackets MVLPPABx (page 105). If using a privacy panel with a monitor arm, the mounting style of the arm should be grommet mount or freestanding. These privacy panels cannot be used with edge clamp style monitor arms. Shipped easy to assemble in 1 carton.


**PET Felt Privacy Screen**

<b>Set of 1</b>					
MVLPET42-1	42 x 0.36 x 13.25 1067 x 9 x 337	2.6 1.18	0.8 0.02		<b>\$294</b>
MVLPET48-1	48 x 0.36 x 13.25 1219 x 9 x 337	3.3 1.5	0.9 0.02		<b>\$309</b>
MVLPET54-1	54 x 0.36 x 13.25 1372 x 9 x 337	3.6 1.63	1 0.02		<b>\$396</b>
MVLPET60-1	60 x 0.36 x 13.25 1524 x 9 x 337	3.8 1.72	1.1 0.03		<b>\$409</b>
MVLPET66-1	66 x 0.36 x 13.25 1676 x 9 x 337	4.5 2.04	1.3 0.03		<b>\$482</b>
<b>Set of 4</b>					
MVLPET42-4	42 x 0.36 x 13.25 1067 x 9 x 337	9.5 4.31	0.8 0.02		<b>\$1123</b>
MVLPET48-4	48 x 0.36 x 13.25 1219 x 9 x 337	11.9 5.4	1 0.02		<b>\$1175</b>
MVLPET54-4	54 x 0.36 x 13.25 1372 x 9 x 337	12.8 5.81	1.1 0.03		<b>\$1517</b>
MVLPET60-4	60 x 0.36 x 13.25 1524 x 9 x 337	13.8 6.26	1.2 0.03		<b>\$1561</b>
MVLPET66-4	66 x 0.36 x 13.25 1676 x 9 x 337	16.2 7.35	1.3 0.03		<b>\$1840</b>

Mounts to 1" thick laminate surface, may be installed as undermount or up mount position. Mounting brackets included. Secured with wood screws, will mar the top surface when installed in upmount position. If using a privacy panel with a monitor arm, the mounting style of the arm should be grommet mount or freestanding. These privacy panels cannot be used with edge clamp style monitor arms. Shipped easy to assemble in 1 carton.

## QUICK ASSEMBLY ELECTRIC HEIGHT ADJUSTABLE TABLES

## GENERAL INFORMATION

- Quick assembly electric height adjustable bases with leg columns preassembled to telescopic cross bar assembly including electric motors. Unfold leg columns, attach feet and worksurface support to base; fasten assembly to top; plug in connections and start to use.
- 2-stage base. Range of adjustability with 1" thick top is 28.1" to 46.7"H.
- 3-stage base. Range of adjustability with 1" thick top is 22.6" to 48.2"H.
- Easy to use up-down controller with digital read-out and four memory programmable positions.
- Tops are available in 10 laminate finishes.
- May be specified as complete tables or may order tops and bases separately.
- Dual motor with 265 lbs. lift capacity.
- Anti-collision sensor.
- Standby power consumption 0.1W. Active power consumption 220W.
- Operates at 1.2" per second.
- 8' long power cord.
- Meets applicable ANSI/BIFMA x5.5 standards.
- Laminate tops covered by Global's lifetime warranty.  
Five-year warranty on base components including electrical components and motorized parts.
- ETL/CETL and Greenguard Certified

## TOP FINISHES




ACJ	Absolute Acajou	NGL	Noce Grigio
ASN	Asian Night	NEL	Noce Leggero
DES	Dark Espresso	NML	Noce Medio
DWT	Designer White	WHC	White Chocolate
NBL	Noce Biondo	WCR	Winter Cherry

## CONSTRUCTION

- 1" thick tops are made from 45 lb. density particle board covered with high performance thermally fused laminate and matching 2mm edge.
- Frame and legs are made from steel tubing and flat steel components, available in Tungsten only.
- T-leg with flat foot design includes adjustable levelers.
- Telescopic support beam accommodates:
  - 46" to 76" wide tops, 23" to 29" deep.
  - Return kits can be added; supporting 35" to 42" wide tops.

## TOP DIMENSIONS




- All worksurfaces are dimensioned to allow 1" gap around perimeter in a nominal footprint.



QUICK ASSEMBLY ELECTRIC HAT	MODEL #	DIMENSIONS <small>IN</small> <small>MM</small>	WEIGHT <small>LB</small> <small>KG</small>	VOLUME <small>FT<sup>3</sup></small> <small>MT<sup>3</sup></small>	LIST PRICE
	<b>W x D x H</b>				
	NL48242QHT	46 x 23 x 28.1-46.7 <i>1168 x 584 x 714-1186</i>	99.3 <i>45.04</i>	4.5 <i>0.12</i>	<b>\$1243</b>
	NL60242QHT	58 x 23 x 28.1-46.7 <i>1473 x 584 x 714-1186</i>	107 <i>48.53</i>	5 <i>0.14</i>	<b>\$1260</b>
	NL72242QHT	70 x 23 x 28.1-46.7 <i>1778 x 584 x 714-1186</i>	115 <i>52.16</i>	5 <i>0.14</i>	<b>\$1281</b>
	NL60302QHT	58 x 29 x 28.1-46.7 <i>1473 x 737 x 714-1186</i>	117.3 <i>53.21</i>	5.4 <i>0.15</i>	<b>\$1285</b>
	NL72302QHT	70 x 29 x 28.1-46.7 <i>1778 x 737 x 714-1186</i>	127.3 <i>57.74</i>	6 <i>0.16</i>	<b>\$1313</b>
2-stage base with 1" thick laminate top with matching 2mm edge. Tungsten base only. Shipped easy to assemble in 2 cartons.					
	NL36242QHR	35 x 23 x 28.1-46.7 <i>889 x 584 x 714-1186</i>	64 <i>29.03</i>	4 <i>0.11</i>	<b>\$845</b>
	NL42242QHR	41 x 23 x 28.1-46.7 <i>1041 x 584 x 714-1186</i>	68 <i>30.84</i>	4 <i>0.11</i>	<b>\$863</b>
	<b>Height adjustable return kits to use with NLxxx2QHT tables only. 1" thick laminate top with matching 2mm edge. Tungsten base only. Shipped easy to assemble in 2 cartons.</b>				
	NL48243QHT	46 x 23 x 22.6-48.2 <i>1168 x 584 x 574-1224</i>	108 <i>48.99</i>	5 <i>0.14</i>	<b>\$1468</b>
	NL60243QHT	58 x 23 x 22.6-48.2 <i>1473 x 584 x 574-1224</i>	116 <i>52.62</i>	5 <i>0.14</i>	<b>\$1485</b>
	NL72243QHT	70 x 23 x 22.6-48.2 <i>1778 x 584 x 574-1224</i>	124 <i>56.25</i>	6 <i>0.16</i>	<b>\$1506</b>
	NL60303QHT	58 x 29 x 22.6-48.2 <i>1473 x 737 x 574-1224</i>	126 <i>57.15</i>	6 <i>0.16</i>	<b>\$1510</b>
	NL72303QHT	70 x 29 x 22.6-48.2 <i>1778 x 737 x 574-1224</i>	136 <i>61.69</i>	6 <i>0.16</i>	<b>\$1538</b>
	3-stage base with 1" thick laminate top with matching 2mm edge. Tungsten base only. Shipped easy to assemble in 2 cartons.				

ELECTRIC HEIGHT ADJUSTABLE TABLES

WARRANTY

Customer assumes full responsibility for the attachment method of worksurfaces that were not purchased as part of a complete table assembly. Failure to secure the worksurface capable of supporting the load capacity tested to may result in property damage and/or personal injury. Customer agrees to indemnify and hold harmless Global Upholstery Co. Inc., its affiliates, subsidiaries, officers, directors, employees and shareholders (collectively "Global") from and against any lawsuits or threat of lawsuits and all liabilities, direct or implied, claims, proceedings, actions, causes of action, damages, losses, costs and expenses, including, without limitation, legal fees whatsoever which Global may suffer or incur as a result of fulfilling your product order. Customer acknowledges that product not purchased as a complete table assembly will not be covered under Global's Lifetime Warranty.

ELECTRIC HAT COMPONENTS		MODEL #	DIMENSIONS IN MM	WEIGHT LB KG	VOLUME FT <sup>3</sup> MT <sup>3</sup>	LIST PRICE
	<b>Quick Assembly Electric HAT - 2-Stage, 2-Leg Base Only</b>		W x D x H			
		MLIR20B	42.5 x 22.8 x 27.1-45.7 1080 x 579 x 688-1161	68.3 30.98	2.4 0.06	<b>\$979</b>
		Quick assembly 2-leg, 2-stage electric height adjustable table base. Beam and leg columns with motors are preassembled. Unfold leg columns and lock into place. For use with NLxxxHAT tops (see page 101). Range of adjustability without 1" thick top is 27.1" to 45.7"H. Width adjustable for 46"W to 76"W tops. Tungsten finish only. Shipped partially assembled in 1 carton.				
	<b>Quick Assembly Electric HAT - 2-Stage, 3rd Leg Kit Only</b>					
		MLIR20R	- x 22.8 x 27.1-45.7 - x 579 x 688-1161	39.7 18.01	2 0.05	<b>\$627</b>
		Quick assembly 2-stage 3rd leg kit. <b>Use with MLIR20B only</b> to create 2-stage L-shaped configurations. <b>Not compatible with MLIR30B 3-stage base.</b> For use with NLxxxRHT tops (see page 101). Range of adjustability without 1" thick top is 27.1" to 45.7"H. Tungsten finish only. Shipped partially assembled in 1 carton.				
	<b>Quick Assembly Electric HAT - 3-Stage, 2-Leg Base Only</b>					
		MLIR30B	42.5 x 22.8 x 21.6-47.2 1080 x 579 x 549-1199	77.2 35.02	2.9 0.08	<b>\$1204</b>
		Quick assembly 2-leg, 3-stage electric height adjustable table base. Beam and leg columns with motors are preassembled. Unfold leg columns and lock into place. For use with NLxxxHAT tops (see page 101). Range of adjustability without 1" thick top is 21.6" to 47.2"H. Width adjustable for 46"W to 76"W tops. Tungsten finish only. Shipped partially assembled in 1 carton.				

ELECTRIC HAT COMPONENTS	MODEL #	DIMENSIONS <sup>IN</sup> <sub>MM</sub>	WEIGHT <sup>LB</sup> <sub>KG</sub>	VOLUME <sup>FT<sup>3</sup></sup> <sub>MT<sup>3</sup></sub>	LIST PRICE
 <p><b>Tops For Use with 2 Leg Bases</b></p>	W x D x H				
	NL4623HAT	46 x 23 x 1 1168 x 584 x 25	31 14.06	2.1 0.05	<b>\$264</b>
	NL5223HAT	52 x 23 x 1 1321 x 584 x 25	35 15.88	2.3 0.06	<b>\$271</b>
	NL5823HAT	58 x 23 x 1 1473 x 584 x 25	39 17.69	2.5 0.07	<b>\$281</b>
	NL6423HAT	64 x 23 x 1 1626 x 584 x 25	43 19.5	2.8 0.07	<b>\$292</b>
	NL7023HAT	70 x 23 x 1 1778 x 584 x 25	47 21.32	3 0.08	<b>\$302</b>
	NL4629HAT	46 x 29 x 1 1168 x 737 x 25	39 17.69	2.4 0.06	<b>\$281</b>
	NL5229HAT	52 x 29 x 1 1321 x 737 x 25	44 19.96	2.7 0.07	<b>\$292</b>
	NL5829HAT	58 x 29 x 1 1473 x 737 x 25	49 22.23	3 0.08	<b>\$306</b>
	NL6429HAT	64 x 29 x 1 1626 x 737 x 25	54 24.49	3.3 0.09	<b>\$317</b>
	NL7029HAT	70 x 29 x 1 1778 x 737 x 25	59 26.76	3.6 0.1	<b>\$334</b>
	For use with MLIR20B or MLIR30B as a primary top. 1" thick laminate top with matching 2mm edge.				
 <p><b>Return Tops For Use with 3rd Leg Kit</b></p>	NL3523RHT	35 x 23 x 1 889 x 584 x 25	24 10.89	1.6 0.04	<b>\$218</b>
	NL4123RHT	41 x 23 x 1 1041 x 584 x 25-1149	28 12.7	1.8 0.05	<b>\$236</b>
	For use with MLIR20R to create return for MLIR20B with primary top (NLxxxxHAT). 1" thick laminate top with matching 2mm edge.				

## BENCHING SOLUTIONS

## GENERAL INFORMATION

- Simplified benching solutions, double-sided straight line applications.
- Meets all applicable ANSI/BIFMA X5.5 desking standards.

## WORKSURFACES

- 1" thick thermally fused laminate with matching 2mm thick edge band; 45 lb. density particle board core.
- Available in all the Ionic benching laminate finishes.
- Worksurfaces are equipped with factory installed inserts for a metal-to-metal leg connection.

## METAL LEGS

- 2" square tube post legs with 1" x 2" cross bar in an H-leg configuration.
- Available in Black (**TBL**), Designer White (**TDW**) or Tungsten (**TTU**) paint finishes, Sandtex finish applied for durability.

## BENCHING KITS

- Kits have been created for ease of specifying and ordering; each kit also includes all the necessary hardware for installation.
- **Freestanding** dual sided table desks include two worksurfaces with support stiffeners and two legs for end conditions.
- **Quad** pack dual sided table desks include two dual sided table desks - four workstations consisting of four worksurfaces with support stiffeners, two end legs and one middle leg for shared condition between two side-by-side top sets.
- Quad packs may be extended with **extender kits** consisting of two worksurfaces with support stiffeners and one leg for shared condition between two side-by-side tops sets. Extender kits are to be installed in the middle position(s) sharing a leg between side-by-side top sets.

## PRIVACY SCREENS

- 2.5" center gap between dual sided table desks accommodates privacy screens.
- Privacy screens are available in fabric wrapped and PET Felt options. Refer to Newland privacy panels on pages 97-98.
- Recommend privacy screens be 6" shorter than the worksurfaces. For example, if worksurfaces are 60"W, use 54"W privacy panels.
- Adapter brackets are required to mount the privacy screens between dual sided table desks.

## CABLE MANAGEMENT

- Wire cable management baskets are available to provide cable management and/or lay-in capability for power distribution solution.
- Cable baskets are to be installed on the underside centered between tops on dual sided table desks.

## GROMMETS

- Tops for all kits are standard with no grommets.
- Optional grommets are available in standard worksurface locations. One option per kit may be specified; all tops in each kit ordered will have the same grommet position. Order as: **FOG1**, **FOG2** or **FOG3**. **Add \$192** for freestanding (MLxxxDST) and extender (MLxxxDSE) dual sided table desks. **Add \$383** for quad pack dual sided table desks (MLxxxDSQ).








- FOG grommet cap and sleeve may be removed on-site to accommodate Cove mini power unit MVCOVSM2B/S or MVCOV51UB/S as an alternative to bring power and/or USB charging to the desktop (see page 115).

## LAMINATE FINISHES

ACJ	Absolute Acajou	NBL	Noce Biondo
ASN	Asian Night	NGL	Noce Grigio
AWC	Avant Cherry	NEL	Noce Leggero
AWH	Avant Honey	NML	Noce Medio
CMB	Clear Maple	WHC	White Chocolate
DES	Dark Espresso	WCR	Winter Cherry
DWT	Designer White		

## BENCHING KITS

	MODEL #	DIMENSIONS IN MM	WEIGHT LB KG	VOLUME FT <sup>3</sup> MT <sup>3</sup>	LIST PRICE
 <p><b>Freestanding Dual Sided Table Desks, 24"D</b></p>		<b>W x D x H</b>			
	ML4850DST	48 x 50.4 x 29 <i>1219 x 1280 x 737</i>	151 <i>68.49</i>	10.9 <i>0.3</i>	<b>\$1418</b>
	ML5450DST	54 x 50.4 x 29 <i>1372 x 1280 x 737</i>	161 <i>73.03</i>	11.5 <i>0.32</i>	<b>\$1484</b>
	ML6050DST	60 x 50.4 x 29 <i>1524 x 1280 x 737</i>	171 <i>77.56</i>	12 <i>0.33</i>	<b>\$1546</b>
	ML6650DST	66 x 50.4 x 29 <i>1676 x 1280 x 737</i>	181 <i>82.1</i>	12.5 <i>0.35</i>	<b>\$1612</b>
	ML7250DST	72 x 50.4 x 29 <i>1829 x 1280 x 737</i>	191 <i>86.64</i>	13 <i>0.36</i>	<b>\$1652</b>
	Each kit includes two 24"D worksurfaces and pair of legs for freestanding dual sided table desk. Not to be used with extender table desks. Support stiffeners included are for end-to-end leg condition. Shipped easy to assemble in 3 cartons.				


BENCHING KITS	MODEL #	DIMENSIONS IN MM	WEIGHT LB KG	VOLUME FT <sup>3</sup> MT <sup>3</sup>	LIST PRICE
		W x D x H			
	ML4862DST	48 x 62.4 x 29 1219 x 1585 x 737	180 81.65	13.2 0.37	<b>\$1594</b>
	ML5462DST	54 x 62.4 x 29 1372 x 1585 x 737	192 87.09	13.8 0.39	<b>\$1622</b>
	ML6062DST	60 x 62.4 x 29 1524 x 1585 x 737	205 92.99	14.5 0.41	<b>\$1684</b>
	ML6662DST	66 x 62.4 x 29 1676 x 1585 x 737	218 98.88	15.1 0.42	<b>\$1762</b>
	ML7262DST	72 x 62.4 x 29 1829 x 1585 x 737	230 104.33	15.8 0.44	<b>\$1790</b>
	ML9650DSQ	96 x 50.4 x 29 2438 x 1280 x 737	275 124.74	19 0.53	<b>\$2605</b>
	ML10850DSQ	108 x 50.4 x 29 2743 x 1280 x 737	295 133.81	20.1 0.56	<b>\$2733</b>
	ML12050DSQ	120 x 50.4 x 29 3048 x 1280 x 737	315 142.88	21.1 0.59	<b>\$2861</b>
	ML13250DSQ	132 x 50.4 x 29 3353 x 1280 x 737	335 151.95	22.1 0.62	<b>\$2993</b>
	ML14450DSQ	144 x 50.4 x 29 3658 x 1280 x 737	355 161.03	23.2 0.65	<b>\$3073</b>
	ML9662DSQ	96 x 62.4 x 29 2438 x 1585 x 737	330 149.69	23 0.65	<b>\$2930</b>
	ML10862DSQ	108 x 62.4 x 29 2743 x 1585 x 737	354 160.57	24.3 0.68	<b>\$2990</b>
	ML12062DSQ	120 x 62.4 x 29 3048 x 1585 x 737	380 172.37	25.5 0.72	<b>\$3122</b>
	ML13262DSQ	132 x 62.4 x 29 3353 x 1585 x 737	406 184.16	26.8 0.75	<b>\$3250</b>
	ML14462DSQ	144 x 62.4 x 29 3658 x 1585 x 737	430 195.04	28.1 0.79	<b>\$3326</b>
	ML4850DSE	48 x 50.4 x 29 1219 x 1280 x 737	124 56.25	8.1 0.22	<b>\$1185</b>
	ML5450DSE	54 x 50.4 x 29 1372 x 1280 x 737	134 60.78	8.6 0.24	<b>\$1251</b>
	ML6050DSE	60 x 50.4 x 29 1524 x 1280 x 737	144 65.32	9.1 0.25	<b>\$1315</b>
	ML6650DSE	66 x 50.4 x 29 1676 x 1280 x 737	154 69.85	9.6 0.27	<b>\$1379</b>
	ML7250DSE	72 x 50.4 x 29 1829 x 1280 x 737	164 74.39	10.1 0.28	<b>\$1421</b>

Each kit includes two 30"D worksurfaces and pair of legs for freestanding dual sided table desk. Not to be used with extender table desks. Support stiffeners included are for end-to-end leg condition. Shipped easy to assemble in 3 cartons.

Four-pack dual sided table desks; each kit includes four 24"D worksurfaces, a pair of end legs and one middle leg to be shared between pairs of tops. Use as is for a four-station cluster or can be used with 50.4"D extender tables (MLxx50DSE) installed in the middle position. Support stiffeners included are for end-to-shared leg condition. Shipped easy to assemble in 6 cartons.

Four-pack dual sided table desks; each kit includes four 30"D worksurfaces, a pair of end legs and one middle leg to be shared between pairs of tops. Use as is for a four-station cluster or can be used with 62.4"D extender tables (MLxx62DSE) installed in the middle position. Support stiffeners included are for end-to-shared leg condition. Shipped easy to assemble in 6 cartons.

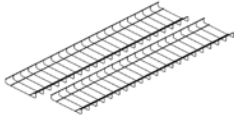
Each kit includes two 24"D worksurfaces and one leg for shared condition, to be used with quad packs MLxx50DSQ to extend the number of workstations. No limit to the number of extender packs that can be joined together. Support stiffeners included are for shared middle leg condition. Extender kits are not to be installed in an end position. Shipped easy to assemble in 3 cartons.

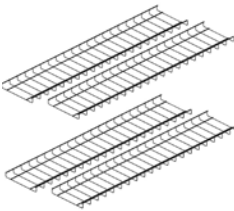
BENCHING KITS	MODEL #	DIMENSIONS <sup>IN</sup> <sub>MM</sub>	WEIGHT <sup>LB</sup> <sub>KG</sub>	VOLUME <sup>FT<sup>3</sup></sup> <sub>MT<sup>3</sup></sub>	LIST PRICE
		<b>W x D x H</b>			
	ML4862DSE	48 x 62.4 x 29 <i>1219 x 1585 x 737</i>	150 <i>68.04</i>	9.8 <i>0.27</i>	<b>\$1342</b>
	ML5462DSE	54 x 62.4 x 29 <i>1372 x 1585 x 737</i>	162 <i>73.48</i>	10.4 <i>0.29</i>	<b>\$1362</b>
	ML6062DSE	60 x 62.4 x 29 <i>1524 x 1585 x 737</i>	175 <i>79.38</i>	11.1 <i>0.31</i>	<b>\$1434</b>
	ML6662DSE	66 x 62.4 x 29 <i>1676 x 1585 x 737</i>	188 <i>85.28</i>	11.7 <i>0.33</i>	<b>\$1496</b>
	ML7262DSE	72 x 62.4 x 29 <i>1829 x 1585 x 737</i>	200 <i>90.72</i>	12.4 <i>0.35</i>	<b>\$1538</b>

#### Extender for Dual Sided Table Desks, 30"D

Each kit includes two 30"D worksurfaces and one leg for shared condition, to be used with quad packs MLxx62DSQ to extend the number of workstations. No limit to the number of extender packs that can be joined together. Support stiffeners included are for shared middle leg condition. Extender kits are not to be installed in an end position. Shipped easy to assemble in 3 cartons.

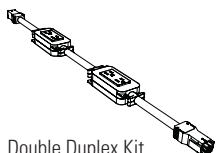
#### BENCHING ACCESSORIES

	<b>Set of 2</b>				
	ML48WCB2	40 x 8 x 1 <i>1016 x 203 x 25</i>	3.6 <i>1.63</i>	0.32 <i>0.01</i>	<b>\$341</b>
	ML54WCB2	46 x 8 x 1 <i>1168 x 203 x 25</i>	4.3 <i>1.95</i>	0.37 <i>0.01</i>	<b>\$373</b>
	ML60WCB2	52 x 8 x 1 <i>1321 x 203 x 25</i>	4.8 <i>2.18</i>	0.41 <i>0.01</i>	<b>\$418</b>
	ML66WCB2	58 x 8 x 1 <i>1473 x 203 x 25</i>	5.3 <i>2.4</i>	0.46 <i>0.01</i>	<b>\$482</b>
	ML72WCB2	64 x 8 x 1 <i>1626 x 203 x 25</i>	5.9 <i>2.68</i>	0.51 <i>0.01</i>	<b>\$472</b>

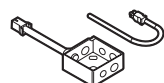
	<b>Set of 4</b>				
	ML48WCB4	40 x 8 x 1 <i>1016 x 203 x 25</i>	7.2 <i>3.27</i>	0.64 <i>0.01</i>	<b>\$638</b>
	ML54WCB4	46 x 8 x 1 <i>1168 x 203 x 25</i>	8.6 <i>3.9</i>	0.73 <i>0.02</i>	<b>\$688</b>
	ML60WCB4	52 x 8 x 1 <i>1321 x 203 x 25</i>	9.6 <i>4.35</i>	0.83 <i>0.02</i>	<b>\$778</b>
	ML66WCB4	58 x 8 x 1 <i>1473 x 203 x 25</i>	10.6 <i>4.81</i>	0.92 <i>0.02</i>	<b>\$804</b>
	ML72WCB4	64 x 8 x 1 <i>1626 x 203 x 25</i>	11.8 <i>5.35</i>	1.02 <i>0.02</i>	<b>\$869</b>

#### Wire Management Cable Baskets

Model number indicates width of worksurface to be used with. Basket is 8" smaller than the top width. Black only. Includes spring steel mounting brackets, allowing basket to swing down from either side for easy access. Shipped easy to assemble in 1 carton.



Double Duplex Kit

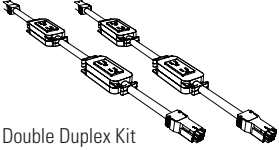
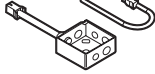
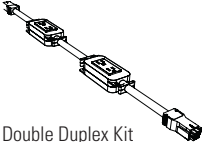



Single-Circuit 3-Prong Feed

#### Double Duplex Kit w/Infeed for Freestanding Dual Sided Table Desk Kits

MLDD48DST	168 x 4 x 2 <i>4267 x 102 x 51</i>	8.4 <i>3.81</i>	2.25 <i>0.06</i>	<b>\$509</b>
MLDD54DST	174 x 4 x 2 <i>4420 x 102 x 51</i>	8.5 <i>3.86</i>	2.25 <i>0.06</i>	<b>\$516</b>
MLDD60DST	180 x 4 x 2 <i>4572 x 102 x 51</i>	8.7 <i>3.95</i>	2.25 <i>0.06</i>	<b>\$526</b>
MLDD66DST	186 x 4 x 2 <i>4724 x 102 x 51</i>	8.9 <i>4.04</i>	2.25 <i>0.06</i>	<b>\$531</b>
MLDD72DST	192 x 4 x 2 <i>4877 x 102 x 51</i>	9.1 <i>4.13</i>	2.25 <i>0.06</i>	<b>\$538</b>

Each duplex kit includes jumper with two duplex outlets and infeed. Single circuit only, 15 amp service. Maximum of 12 duplex receptacles per infeed (24 outlets). Prior to use, confirm amperage required based on intended equipment use. Infeed to be hardwired by certified electrician. Use with freestanding dual sided table desks MLxxDST. Model number indicates width of dual sided table desk to be used with. Lay-in capability using wire cable management baskets. Shipped easy to assemble in 1 cartons.

BENCHING ACCESSORIES	MODEL #	DIMENSIONS <sup>IN</sup> <sub>MM</sub>	WEIGHT <sup>LB</sup> <sub>KG</sub>	VOLUME <sup>FT<sup>3</sup></sup> <sub>MT<sup>3</sup></sub>	LIST PRICE
 <p>Double Duplex Kit</p>  <p>Single-Circuit 3-Prong Feed</p> <p><b>Quad Duplex Kit w/Infeed for Quad Pack Dual Sided Table Desk Kits</b></p>		<b>W x D x H</b>			
	MLDD48DSQ	216 x 4 x 2 5486 x 102 x 51	10.7 4.85	4.5 0.12	<b>\$746</b>
	MLDD54DSQ	228 x 4 x 2 5791 x 102 x 51	10.9 4.94	4.5 0.12	<b>\$758</b>
	MLDD60DSQ	240 x 4 x 2 6096 x 102 x 51	11.3 5.13	4.5 0.12	<b>\$773</b>
	MLDD66DSQ	252 x 4 x 2 6401 x 102 x 51	11.7 5.31	4.5 0.12	<b>\$789</b>
	MLDD72DSQ	264 x 4 x 2 6706 x 102 x 51	12.1 5.49	4.5 0.12	<b>\$802</b>
 <p>Double Duplex Kit</p> <p><b>Extender Duplex Kit for Extender Dual Sided Table Desk Kits</b></p>					
	MLDD48DSE	48 x 2 x 2 1219 x 51 x 51	2.3 1.04	2.25 0.06	<b>\$235</b>
	MLDD54DSE	54 x 2 x 2 1372 x 51 x 51	2.4 1.09	1.5 0.04	<b>\$242</b>
	MLDD60DSE	60 x 2 x 2 1524 x 51 x 51	2.6 1.18	2.25 0.06	<b>\$248</b>
	MLDD66DSE	66 x 2 x 2 1676 x 51 x 51	2.8 1.27	1.5 0.04	<b>\$258</b>
	MLDD72DSE	72 x 2 x 2 1829 x 51 x 51	3 1.36	2.25 0.06	<b>\$263</b>
 <p>Privacy Screen Adapter Brackets</p>					
	<b>Set of 2</b>				
	MVLPPAB2	6 x 1.7 x 1 152 x 43 x 25	1 0.45	0.1 0.03	<b>\$48</b>
	<b>Set of 3</b>				
	MVLPPAB3	6 x 1.7 x 1 152 x 43 x 25	1.3 0.59	0.1 0.03	<b>\$71</b>
	<b>Set of 4</b>				
	MVLPPAB4	6 x 1.7 x 1 152 x 43 x 25	1.8 0.82	0.1 0.03	<b>\$95</b>
<p>Each quad duplex kit includes two jumper with two duplex outlets and infeed. Single circuit only, 15 amp service. Maximum of 12 duplex receptacles per infeed (24 outlets). Prior to use, confirm amperage required based on intended equipment use. Infeed to be hardwired by certified electrician. Use with quad pack dual sided table desks MLxxDSQ. Model number indicates width of dual sided table desk to be used with. Lay-in capability using wire cable management baskets. Shipped easy to assemble in 1 cartons.</p>					
<p>Each extender duplex kit includes jumper with two duplex outlets. Single circuit only, 15 amp service. Maximum of 12 duplex receptacles per infeed (24 outlets). Prior to use, confirm amperage required based on intended equipment use. Use with quad duplex kits and extender dual sided table desks MLxxDSE. Model number indicates width of dual sided table desk to be used with. Lay-in capability using wire cable management baskets. Shipped easy to assemble in 1 carton.</p>					
<p>Use with undermount privacy screens to upmount privacy screens between dual sided table desks. For Newland privacy panels, see pages 97-98. Number of adapter brackets required should correspond with the number of clamps included with privacy screen; varies by width.</p>					



## PANELS

## GENERAL INFORMATION

- An innovative and economical tool for creating efficient workspace surrounds, and freestanding or mobile dividers.
- Minimal components offering maximum flexibility that are simple to specify and easy to install.
- Self-leveling connectors accommodate any angle including 90°, 120°, T and X connections. Off module connectors are also available for mid span connections.
- Sleek simple aesthetic - only 1.3" thick overall.
- Painted Aluminum frame with fabric upholstered inserts.
- Three standard panel sizes with separate hardware kits to accommodate various workplace needs.
- Foot kits are available to create freestanding or mobile divider applications.

## FINISHES

## Panel frame, flat foot and mobile foot

BLK	Black
DWT	Designer White
TUN	Tungsten

## Fabric

LL14	Blue Mist
LL12	Caramel Cream
LL37	Cinder
LL36	Granite
LL11	Medium Taupe
LL38	Sandstone
LL35	Spray

## PANELS + ACCESSORIES

MODEL #	DIMENSIONS <sup>IN</sup> <sub>MM</sub>	WEIGHT <sup>LB</sup> <sub>KG</sub>	VOLUME <sup>FT<sup>3</sup></sup> <sub>MT<sup>3</sup></sub>	LIST PRICE
---------	---	---------------------------------------	---	------------

## W x D x H



Panel - Fabric Top and Bottom

ML6636FFP	36 x 1.3 x 66 914 x 33 x 1676	35 15.88	3 0.08	<b>\$656</b>
ML6648FFP	48 x 1.3 x 66 1219 x 33 x 1676	47 21.32	3.9 0.11	<b>\$729</b>
ML6660FFP	60 x 1.3 x 66 1524 x 33 x 1676	59 26.76	4.9 0.13	<b>\$794</b>

Specify fabric and frame finish.

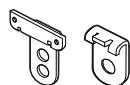
1.3" thick overall. Painted aluminum frame with fabric upholstered inserts. 4" raised bottom for ease of cleaning. Shipped easy to assemble in 1 carton.



Panel Connecting Hinge Kit

MLPCHK	5 x 0.75 x 3 127 x 19 x 76	0.17 0.08	0.01 -	<b>\$52</b>
--------	-------------------------------	--------------	-----------	-------------

3 hinges and connecting hardware in each kit. One kit required per every 2 panels being connected. Zinc finish only.



Off Module Connector

MLOMCP	3 x 2 x 4 76 x 51 x 102	1 0.45	0.01 -	<b>\$63</b>
--------	----------------------------	-----------	-----------	-------------

Connect two panels perpendicular to one another to create a T configuration anywhere along mid span. Bolt top and bottom to vertical then connects to top and bottom rail of adjacent panel. Fasteners included. Specify finish to match panel frame.



Wall Adapter

MLPPWA	1.5 x 2.5 x 4 38 x 64 x 102	1 0.45	0.08 -	<b>\$58</b>
--------	--------------------------------	-----------	-----------	-------------

Wall adapter to start a run of panels affixed to the wall. Bolt to panel in place of universal hinged connector. Keyhole openings to slide over fasteners which are to be preinstalled to the wall. Mounting hardware to affix to wall not included; installer must determine fasteners based on type of wall material securing to.



Freestanding Foot Kit

## Flat foot, single pack

MLSFFKP	20 x 2 x 6 508 x 51 x 152	3.5 1.59	0.28 0.01	<b>\$105</b>
---------	------------------------------	-------------	--------------	--------------

## Flat foot, pack of 2

MLDFFKP	20 x 2 x 6 508 x 51 x 152	6.96 3.16	0.28 0.01	<b>\$208</b>
---------	------------------------------	--------------	--------------	--------------

Sold individually or in pairs. Flat feet do not have levelers. Use to create a freestanding dividers that do not require leveling adjustment. Specify finish to match panel frame.

PANELS	MODEL #	DIMENSIONS <sup>IN</sup> <sub>MM</sub>	WEIGHT <sup>LB</sup> <sub>KG</sub>	VOLUME <sup>FT<sup>3</sup></sup> <sub>MT<sup>3</sup></sub>	LIST PRICE
--------	---------	--	------------------------------------	--	------------



Mobile Foot Kit

W x D x H				
<b>Mobile foot, single pack</b>				
MLSCFKP	20 x 2 x 6	3.9	0.28	<b>\$139</b>
	508 x 51 x 152	1.77	0.01	
<b>Mobile foot, pack of 2</b>				
MLDCFKP	20 x 2 x 6	7.7	0.28	<b>\$276</b>
	508 x 51 x 152	3.49	0.01	

Sold individually or in pairs. Use to create a mobile divider. Black dual wheel locking casters. Specify finish to match panel frame.



### GENERAL INFORMATION

- Pashley's tapered angled legs offer a mid-century vibe and adapts well to small office or home office with commercial grade performance.
- Simplicity and elegance supported with superior strength and stability.
- 1" thick thermally fused laminate worksurfaces.
- 14 standard worksurface finishes to choose from.
- Easy to assemble.
- Meets applicable ANSI/BIFMA x5.5 standards.
- Laminate tops backed by Global's Limited Lifetime Warranty.
- Greenguard Certified.

### CONSTRUCTION

- Tops are made from 45 lb. density particle board covered with thermally fused laminate on both sides with 2mm matching edge band.
- Welded metal legs with mechanically connected frame.
- Legs and frames finished in a highly durable powder coated paint finish.
- Leveling glides included.

### SPECIAL SIZES

- Custom sizes are not available.


### FINISH - METAL LEGS

- Available in flat Pearl color only.

### FINISHES - TOPS

- Available in the following standard colors with no upcharge:

ACJ	Absolute Acajou	NBL	Noce Biondo
ASN	Asian Night	NGL	Noce Grigio
AWC	Avant Cherry	NEL	Noce Leggero
AWH	Avant Honey	NML	Noce Medio
CMB	Clear Maple	WHC	White Chocolate
DES	Dark Espresso	WCR	Winter Cherry
DWT	Designer White		

TABLE DESKS	MODEL #	DIMENSIONS IN MM	WEIGHT LB KG	VOLUME FT <sup>3</sup> MT <sup>3</sup>	LIST PRICE
 <p><b>Table Desk</b></p>	<b>W x D x H</b>				
	<b>24" deep</b>				
	ML48240GD	48 x 24 x 29.5 1219 x 610 x 749	75.9 34.43	4.7 0.13	<b>\$768</b>
	ML60240GD	60 x 24 x 29.5 1524 x 610 x 749	84.7 38.42	5.1 0.14	<b>\$894</b>
	ML72240GD	72 x 24 x 29.5 1829 x 610 x 749	92.7 42.05	5.45 0.15	<b>\$983</b>
	<b>30" deep</b>				
	ML48300GD	48 x 30 x 29.5 1219 x 762 x 749	93.7 42.5	5.7 0.16	<b>\$874</b>
	ML60300GD	60 x 30 x 29.5 1524 x 762 x 749	105.5 47.85	6.3 0.17	<b>\$986</b>
	ML72300GD	72 x 30 x 29.5 1829 x 762 x 749	115.5 52.39	6.7 0.18	<b>\$1094</b>
	Freestanding table desk with metal support frame and angled legs. Shipped easy to assemble in 3 cartons.				

**GENERAL INFORMATION**

- Lite-Lift II is ideal for applications that require a lightweight and easy to clean table. It is THE economical, durable, multi-purpose table.
- Meets applicable ANSI/BIFMA standards.
- Greenguard Certified.

**CONSTRUCTION**

- Lightweight.
- Polyethylene surface with UV protection.
- Shock-proof.
- Constructed to withstand heavy loads.
- Suitable for outdoor use.
- Solid welded joints, nuts and bolts.
- Powder coated 1.125" diameter steel legs. Textured Charcoal epoxy coated (TC).
- Perforated underside surface allows for non-warping.
- Individual polypropylene clip to hold the leg in position when folded. Solid and durable fastening device.

**FINISHES**

- Oyster Grey only.

## FOLDING TABLES



**Rectangular Folding Table**



**Round Folding Table**

MODEL #	DIMENSIONS <sup>IN</sup> <sup>MM</sup> W x D x H	WEIGHT <sup>LB</sup> <sup>KG</sup>	VOLUME <sup>FT<sup>3</sup></sup> <sup>MT<sup>3</sup></sup>	LIST PRICE
MVLFRT48	48 x 24 x 29.25 1219 x 610 x 743	23 10.43	1.57 0.04	<b>\$217</b>
MVLFRT60	60 x 30 x 29.25 1524 x 762 x 743	30 13.61	2.43 0.06	<b>\$290</b>
MVLFRT72	72 x 30 x 29.25 1829 x 762 x 743	36 16.33	2.91 0.08	<b>\$305</b>
MVLFRT96	96 x 30 x 29.25 2438 x 762 x 743	50 22.68	3.87 0.1	<b>\$469</b>

Durable high impact polypropylene top. 1.125" diameter steel legs finished in a scuff-resistant, textured Charcoal epoxy coating. Lightweight, easy to clean and simple to fold and store. Easy lock leg brace for added stability. Shipped assembled in 1 carton.

MVLFRT48D	48 x 48 x 29.25 1219 x 1219 x 743	31 14.06	3.26 0.09	<b>\$349</b>
MVLFRT60D	60 x 60 x 29.25 1524 x 1524 x 743	47 21.32	5.6 0.15	<b>\$558</b>

Durable high impact polypropylene top. 1.125" diameter steel legs finished in a scuff-resistant, textured Charcoal epoxy coating. Lightweight, easy to clean and simple to fold and store. Easy lock leg brace for added stability. Shipped assembled in 1 carton.

## TABLE DOLLIES



**Dolly for 48" Rectangular Folding Table**

OTG11840	24.5 x 52 x 45.25 622 x 1321 x 1149	52.5 23.81	5.5 0.15	<b>\$518</b>
----------	--	---------------	-------------	--------------

Dolly for stacking and moving 48" Rectangular Folding Table (MLFRT48). 1.125" steel tubing. Textured Charcoal epoxy coating. Tables lay horizontally on dolly. Maximum capacity is 20 tables.



**Dolly for 60", 72" and 96" Rectangular Folding Table**

OTG11841	30.25 x 75.75 x 45.25 768 x 1924 x 1149	76 34.47	9.25 0.26	<b>\$734</b>
----------	--	-------------	--------------	--------------

Dolly for stacking and moving 60", 72" and 96" Rectangular Folding Tables (MLFRT60, MLFRT72 and MLFRT96). 1.125" steel tubing. Textured Charcoal epoxy coating. Tables lay horizontally on dolly.  
MLFRT60 - Maximum capacity is 20 tables.  
MLFRT72 - Maximum capacity is 20 tables.  
MLFRT96 - Maximum capacity is 18 tables.



**Dolly for 48" and 60" Round Folding Table**

OTG11842	32.75 x 52 x 40.25 832 x 1321 x 1022	76 34.47	5.5 0.15	<b>\$633</b>
----------	---	-------------	-------------	--------------

Dolly for stacking and moving 48" and 60" Round Folding Tables (MVLFRT48D and MVLFRT60D). 1.125" steel tubing. Textured Charcoal epoxy coating. Tables stand vertically on dolly.  
MVLFRT48D - Maximum capacity is 15 tables.  
MVLFRT60D - Maximum capacity is 12 tables.