

Ionic Series

Lite-Lift II

Desks & Tables



GENERAL INFORMATION

- Ionic has a clean, modern form and is able to support a wide range of workspace applications. From cubicles, multi-station clusters, private offices, reception areas or boardrooms, Ionic offers functional and practical desking solutions.
- Thermally fused laminate surfaces.
- 16 finishes to choose from.
- 1" thick worksurfaces.
- Panels are fully finished on both sides and on all edges.
- Durable 2mm matching edge.
- All drawers are equipped with ball bearing over-travel slides.
- File drawers accommodate letter or legal size filing.
- Silver finish handles and locks.
- Grommets and wire access strips are standard on select models.
- Meets applicable ANSI/BIFMA standards.
- Canadian made and backed by Global's Lifetime Warranty.
- Greenguard Certified.

CONSTRUCTION

- All components are made from 45 lb. density particle board covered with thermally fused laminate on both sides.
- Interlocking cam lock connectors.
- Leveling glides are standard on all floor units.
- Locks are standard on pedestals, storage cabinets and lateral files and have removable cores.
- Key locks are random and cannot be specified.

SPECIAL SIZES

- Custom widths are available on select products - price will be next standard size up +10%.
Example: For the list price of a ML6736D Rectangular Desk, take the list price of the next size up (ML7236D) = \$XXX.XX plus 10%. Includes rectangular desks, rectangular bridges/bridge tops, modesty panels, bow/rectangular desks, rectangular credenzas and islands with or without modesty panels.

WRITABLE SURFACE OPTION

- Available on select products: Ionic table desks MLxxxxDWL and MLxxxRWL, and Ionic flip-top tables MLxxxxFT.
- High gloss White, non-magnetic dry-erase surface with contrasting edge in Storm Grey only.
- Specify **(WRS)**. For upcharge, refer to finish option per product.

FINISHES

- Ionic can be finished in the following standard colors with no upcharge:

TOP COLORS

ACJ	Absolute Acajou
ASN	Asian Night
AWC	Avant Cherry
AWH	Avant Honey
CMB	Clear Maple
DES	Dark Espresso
DWT	Designer White
HGT	Hayden Grey
NBL	Noce Biondo
NGL	Noce Grigio
NEL	Noce Leggero
NML	Noce Medio
SKC	Shaker Cherry
TWL	Tiger Walnut
WHC	White Chocolate
WCR	Winter Cherry

CHASSIS COLORS

ACJ	Absolute Acajou
ASN	Asian Night
AWC	Avant Cherry
AWH	Avant Honey
CMB	Clear Maple
DES	Dark Espresso
DWT	Designer White
HGT	Hayden Grey
NBL	Noce Biondo
NGL	Noce Grigio
NEL	Noce Leggero
NML	Noce Medio
SKC	Shaker Cherry
TWL	Tiger Walnut
WHC	White Chocolate
WCR	Winter Cherry

TWO TONE FINISHES

- Standard finish top and chassis combinations available - no upcharge.
- To specify, mark your order as follows:
 - First code specifies top color, second code specifies chassis color (i.e. AWC/DWT = Avant Cherry top and Designer White chassis).
 - If the top and chassis are to be the same finish, you must specify the top finish and the chassis finish (ie: AWC/AWC).

FINISHES - METAL LEGS

- Available in the following Santex finishes:

BLK	Black
DWT	Designer White
TUN	Tungsten

TACKBOARD COLORS

- Tackboards are available to fit 66" and 72" wide hutches.
- Lola fabric is standard and is available in the following colors:

Blue Mist (LL14)	Medium Taupe (LL11)
Caramel Cream (LL12)	Sandstone (LL38)
Cinder (LL37)	Spray (LL35)
Granite (LL36)	

DRAWERS

- All file drawers and box drawers have ball bearing over-travel slides to provide full access to drawer interiors.
- Drawer fronts are edged with 2mm matching edge on all four sides.
- Top box drawer includes one pencil tray.

HANDLES

- Handles are standard on all storage cabinets, pedestals and aluminum framed/glazed doors.
- Silver rectangular handle is standard.

GROMMETS

- Grommets are standard on most desks, credenzas, returns, bridges and most worksurfaces with post legs. For location and number of grommets, see price list specifications on individual components.
- Grommet locations are standard on each component and cannot be specified.
- Grommets may be eliminated upon request. Please specify **(RSG)** for no grommet option. Add \$41. The no grommet option requires an extended lead time.

MODESTY PANELS

- Full modesty panels are standard on bow front desks, rectangular desks, credenzas, returns and bridges.
- 12" high modesty panels are available as an option at no extra charge. Available on credenzas, returns and bridges. Please specify **(12)** when ordering.
- Modesty panels require extended lead times.
- Modesty panels are 12" high with 16" clearance from the floor to the bottom of the modesty.
- Delta and Rectangular Island with Square Post:
Modesty panels are available as an add-on component. Modesty panels are 12" high with 16" clearance from the floor. Please see individual models for specific codes.
- Table Desk with H-Leg:
Modesty panels are available as an add-on component. Modesty panels are 12" high with 16" clearance from the floor. Please see individual models for specific codes.
- Modesty panel front recess is as follows:
Bow Front Desk - 6.5" from the gable
30" Deep Desk - 4.5"
36" Deep Desk - 6.5"
Credenzas, returns and bridges are flush (no recess)

WORKSURFACES WITH 2" SQUARE POST LEGS

- "D" and Rectangular Islands are standard with a single post leg, end gable and 12" high modesty panel.
- Delta worksurfaces are standard with two post legs and flush mount hardware. Delta tops are available left or right handed (i.e. units must be specified left or right).
- Post legs are 2" square and are standard in Tungsten (TUN). Available in Black (BLK) or Designer White (DWT) at no upcharge.
- Worksurface tops are predrilled with threaded steel inserts to connect legs with Truss head screws.

RETURNS WITH LAMINATE GABLES

- All gables are reversible for left or right hand applications.
- Full modesty panels are standard.
- Optional 12" modesty panels are available. Please specify **(12)** for this option.

TABLE DESK/RETURNS WITH 2" SQUARE METAL H-LEGS

- Rectangular table desks include two 28" high H-legs.
- Overlap desks with legs include one 28" high H-leg and one 5 3/4" high H-leg.
- Returns include one H-leg.
- H frame is 21" wide from outside to outside of legs for 24" deep table desk.
- H frame is 23" wide from outside to outside of legs for 30" deep table desk.
- H-legs are available in Black (BLK) Designer White (DWT) or Tungsten (TUN).
- Returns are non-handed and can be used for left or right hand applications.
- All table desks include underside stability panel for structural integrity; 24"D table desks will not accommodate MLMP22BBF or ML22BBF pedestals.
- Overlap desks include a support spacer which will be same finish as the top.
- Underside clearance for keyboard mechanisms:
21" - per 30"D table desks
16" - per 24"D table desks

RECEPTION DESK

- This freestanding unit comes complete with reception mantle, desk, light kit, glass front, pigeon hole organizer and hardware.

BRIDGES

- Full modesty laminate panels are standard.
- Optional 12" modesty panels are available. Please specify **(12)** for this option.

BRIDGE TOPS

- Bridge tops are standard without modesty panels.

HUTCHES

- Hutches are available in 36", 66" and 72" widths. All hutches are 15" deep.
- Hutches are shipped ready to assemble.
- 66" and 72" hutches have a 20 3/8" height clearance between the worksurface and the underside of the hutch shelf.
- 36" hutch comes with two shelves. The lower shelf is height adjustable.
- Laminate doors or aluminum frame/glazed doors are available for the 72", 66" and 36" wide hutch. Laminate doors are 11/16" thick.
- Doors for 72" and 66" hutches come in a package of two doors, and accommodate either the left side or right side of the hutch. For full closure, two door kits are required (i.e. four doors total).
- Hutches can be mounted onto credenza units without mechanical fasteners. Two-sided tape is provided allowing installer to attach, however, flush plates are available for added security.
- Hutches come standard with one grommet and a full-length 1" wire access strip for cable management.

STORAGE UNITS (FREESTANDING VS. UNDER WORKSURFACE)

- One set of front-to-back file bars included per file drawer.
- All 24" deep lateral files and storage units are counterbalanced and come with interlock mechanisms. These units come standard with tops and are designed to be freestanding.
- All 22" deep lateral files and storage units are designed for use underneath worksurfaces and are not intended to be used as freestanding pieces.
- All mobile pedestals are available with a counterweight.

LOCKS

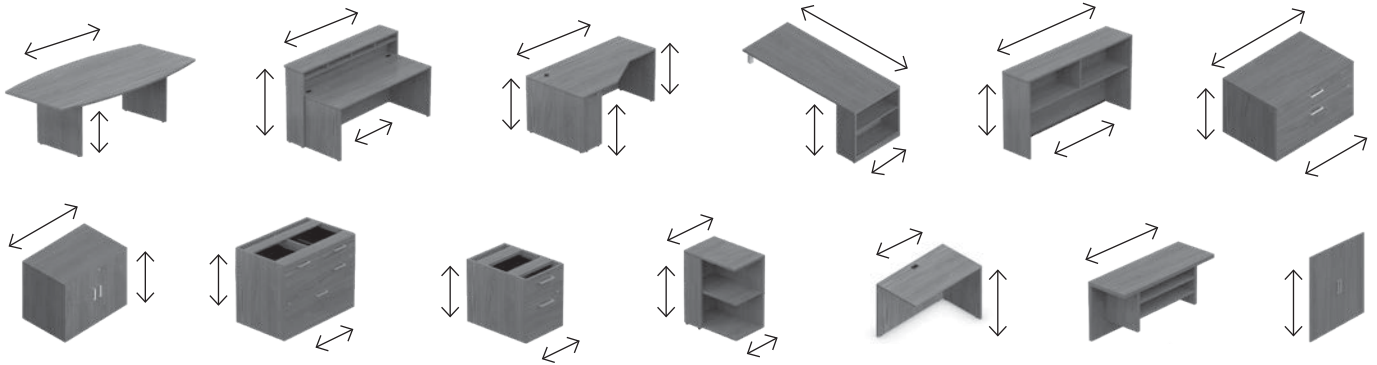
- Ionic key numbers range from #100-120. Locks are randomly installed at the factory. Key alike or preferred number assignment are not available.

POWER BLOCK OPTIONS

- Refer to Accessories price list pages under power and data for options to deliver desktop power and/or USB charging ports

LAMINATES WITH WOODGRAIN

- Typical woodgrain direction for Ionic is outlined below:

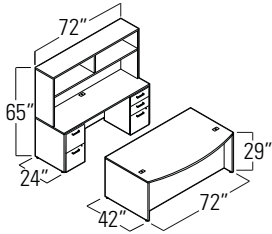


ASSEMBLY

- Reception Desk (ML72MRD) is shipped in 2 cartons (desk - KD, mantle - assembled).
- Pedestals, lateral files and storage cabinets are shipped assembled.
- All other components are shipped easy to assemble and require some assembly.

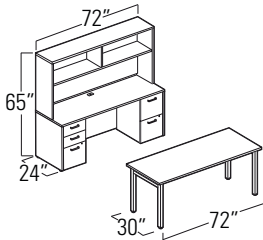
I IONIC™ - PACKAGES

MLP201: Management Suite - Bow Front Desk



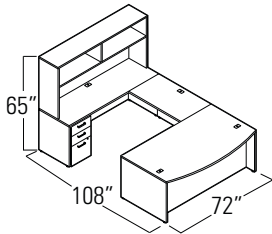
Package Contents	Model Number	Quantity	List Price	Package Price
Bow Desk	ML7242BD	1	\$775	\$2839
Credenza - Rectangular	ML7224C	1	\$459	
File/File Pedestal	ML22FF	1	\$497	
Hutch - 72"	ML72HO	1	\$593	
Box/Box/File Pedestal	ML22BBF	1	\$514	

MLP230: Office Suite



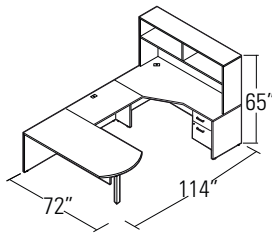
Package Contents	Model Number	Quantity	List Price	Package Price
Table Desk	ML7230DWL	1	\$690	\$2753
Credenza - Rectangular	ML7224C	1	\$459	
Hutch - 72"	ML72HO	1	\$593	
Box/Box/File Pedestal	ML22BBF	1	\$514	
File/File Pedestal	ML22FF	1	\$497	

MLP205: Management Suite - Bow Front Desk w/Rectangular Credenza*



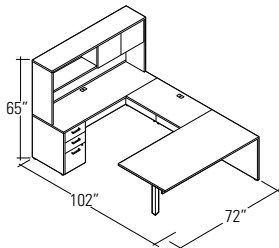
Package Contents	Model Number	Quantity	List Price	Package Price
Bow Desk	ML7242BD	1	\$775	\$2697
Credenza - Rectangular	ML7224C	1	\$459	
Hutch - 72"	ML72HO	1	\$593	
Bridge	ML4224FB	1	\$355	
Box/Box/File Pedestal	ML22BBF	1	\$514	

MLP202R: Management Suite - "D" Island w/Left Extended Credenza



Package Contents	Model Number	Quantity	List Price	Package Price
"D" Island w/Square Post	ML7236DM	1	\$606	\$2603
Extended Corner Credenza - LEFT	ML7236CEL	1	\$645	
Hutch - 72"	ML72HO	1	\$593	
Bridge	ML4224FB	1	\$355	
Hanging Box/File Pedestal	ML22HBF	1	\$404	

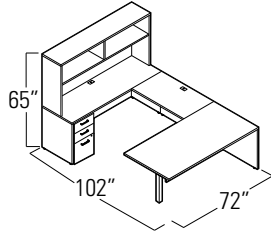
MLP121: "U" Shaped Suite



Package Contents	Model Number	Quantity	List Price	Package Price
Rectangular Island w/Square Post	ML7236RM	1	\$606	\$2641
Bridge	ML4224FB	1	\$355	
Credenza - Rectangular	ML7224C	1	\$459	
Hutch - 72"	ML72HO	1	\$593	
Laminate Doors	ML36DRL	1	\$113	
Box/Box/File Pedestal	ML22BBF	1	\$514	

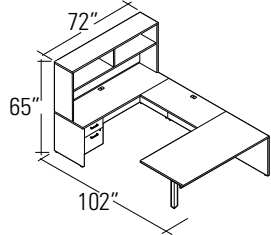
* Can be assembled left or right

MLP221: Management Suite - Rectangular Island*



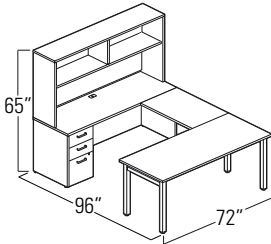
Package Contents	Model Number	Quantity	List Price	Package Price
Rectangular Island w/Square Post	ML7236RM	1	\$606	\$2527
Bridge	ML4224FB	1	\$355	
Credenza - Rectangular	ML7224C	1	\$459	
Hutch - 72"	ML72HO	1	\$593	
Box/Box/File Pedestal	ML22BBF	1	\$514	

MLP321: "U" Shaped Suite



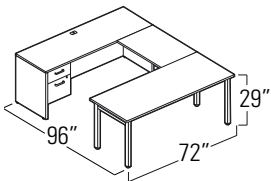
Package Contents	Model Number	Quantity	List Price	Package Price
Rectangular Island w/Square Post	ML7236RM	1	\$606	\$2417
Bridge	ML4224FB	1	\$355	
Credenza - Rectangular	ML7224C	1	\$459	
Hutch - 72"	ML72HO	1	\$593	
Hanging Box/File Pedestal	ML22HBF	1	\$404	

MLP229: "U" Shaped Suite*



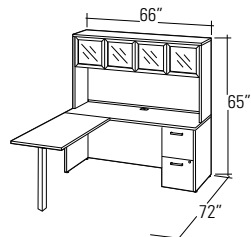
Package Contents	Model Number	Quantity	List Price	Package Price
Table Desk	ML7230DWL	1	\$690	\$2458
Bridge Top	ML4224B	1	\$202	
Credenza - Rectangular	ML7224C	1	\$459	
Hutch - 72"	ML72HO	1	\$593	
Box/Box/File Pedestal	ML22BBF	1	\$514	

MLP228: "U" Shaped Suite*



Package Contents	Model Number	Quantity	List Price	Package Price
Table Desk	ML7230DWL	1	\$690	\$1755
Bridge Top	ML4224B	1	\$202	
Credenza - Rectangular	ML7224C	1	\$459	
Hanging Box/File Pedestal	ML22HBF	1	\$404	

MLP235: Management "L" Suite

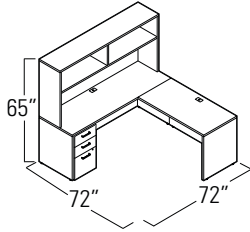


Package Contents	Model Number	Quantity	List Price	Package Price
Rectangular Island w/Square Post	ML4824RI	1	\$418	\$2940
Credenza - Rectangular	ML6624C	1	\$410	
Glazed Doors	ML33DRAG	2	\$524	
Hutch - 66"	ML66HO	1	\$566	
File/File Pedestal	ML22FF	1	\$497	

* Can be assembled left or right

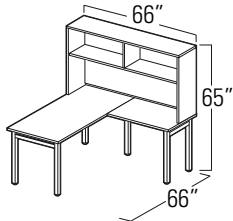
I IONIC™ - PACKAGES

MLP206: Supervisor Suite w/Rectangular Credenza*



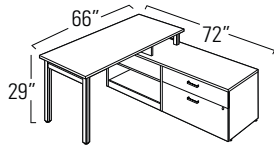
Package Contents	Model Number	Quantity	List Price	Package Price
Return	ML4824R	1	\$416	\$1982
Credenza - Rectangular	ML7224C	1	\$459	
Box/Box/File Pedestal	ML22BBF	1	\$514	
Hutch - 72"	ML72HO	1	\$593	

MLP227: "L" Shaped Suite*



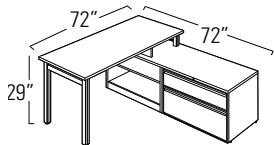
Package Contents	Model Number	Quantity	List Price	Package Price
Table Desk	ML6630DWL	1	\$673	\$1575
Return	ML3624RWL	1	\$336	
Hutch - 66"	ML66HO	1	\$566	

MLP238: Ionic "L" Shape Suite*



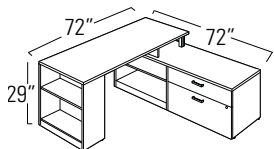
Package Contents	Model Number	Quantity	List Price	Package Price
Overlap Desk with Legs	ML6630POL	1	\$666	\$2136
Low Shelf Unit - No Top	ML2136CO	1	\$524	
Low Box/File - No Top	ML2136BF	1	\$774	
Top For 24"D Storage Unit	ML7224LT	1	\$172	

MLP236: Ionic and MVL "L" Shape Suite*



Package Contents	Model Number	Quantity	List Price	Package Price
Overlap Desk with Legs	ML7230POL	1	\$681	\$1996
1 ½ Open Shelf	M19361XSN	1	\$521	
1 ½ Drawer High Lateral Cabinet	M1936PXB	1	\$752	
Top For 19.25"D Storage Unit	ML7219LT	1	\$168	

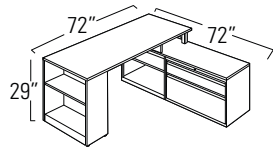
MLP237: Ionic "L" Shape Suite*



Package Contents	Model Number	Quantity	List Price	Package Price
Overlap Desk with Bookcase	ML7230POB	1	\$1047	\$2516
Low Shelf Unit - No Top	ML2136CO	1	\$524	
Low Box/File - No Top	ML2136BF	1	\$774	
Top For 24"D Storage Unit	ML7224LT	1	\$172	

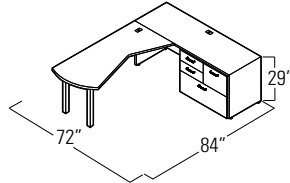
* Can be assembled left or right

MLP241: Ionic and MVL "L" Shape Suite*



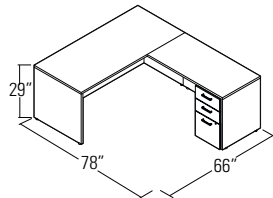
Package Contents	Model Number	Quantity	List Price	Package Price
Overlap Desk with Bookcase	ML7224POB	1	\$975	\$2290
1 ½ Open Shelf	M19361XSN	1	\$521	
1 ½ Drawer High Lateral Cabinet	M1936PXB	1	\$752	
Top For 19.25"D Storage Unit	ML7219LT	1	\$168	

MLP217L: "L" Shape w/Delta Surface



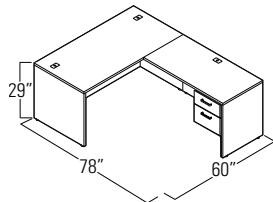
Package Contents	Model Number	Quantity	List Price	Package Price
Credenza - Rectangular	ML7224C	1	\$459	\$1764
Delta Island w/2 Square Posts - LEFT	ML6030PL	1	\$499	
Multi-Storage Unit - No Top	ML3622MS	1	\$805	

MLP108: "L" Shape Desk*



Package Contents	Model Number	Quantity	List Price	Package Price
Rectangular Desk	ML6630D	1	\$445	\$1375
Return	ML4824R	1	\$416	
Box/Box/File Pedestal	ML22BBF	1	\$514	

MLP107: "L" Shape Desk*



Package Contents	Model Number	Quantity	List Price	Package Price
Rectangular Desk	ML6030D	1	\$417	\$1237
Return	ML4824R	1	\$416	
Hanging Box/File Pedestal	ML22HBF	1	\$404	

MLP116R - "L" Shape 72" x 84"

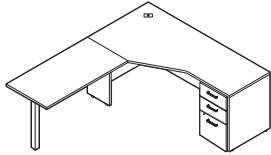


Package Contents	Model Number	Quantity	List Price	Package Price
Extended Corner Credenza - RIGHT	ML7236CER	1	\$645	\$1578
Rectangular Island w/Square Post	ML4824RI	1	\$418	
Box/Box/File Pedestal	ML22BBF	1	\$514	

* Can be assembled left or right

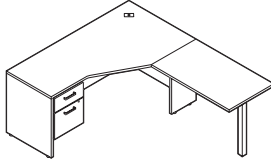
I IONIC™ - PACKAGES

MLP116L: "L" Shape 84" x 72"



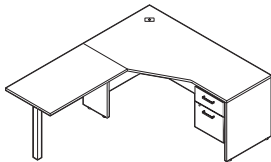
Package Contents	Model Number	Quantity	List Price	Package Price
Extended Corner Credenza - LEFT	ML7236CEL	1	\$645	\$1578
Rectangular Island w/Square Post	ML4824RI	1	\$418	
Box/Box/File Pedestal	ML22BBF	1	\$514	

MLP115R: "L" Shape 66" x 78"



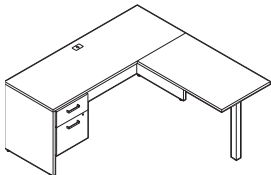
Package Contents	Model Number	Quantity	List Price	Package Price
Extended Corner Credenza - RIGHT	ML6636CER	1	\$568	\$1365
Rectangular Island w/Square Post	ML4224RI	1	\$393	
Hanging Box/File Pedestal	ML22HBF	1	\$404	

MLP115L: "L" Shape 78" x 66"



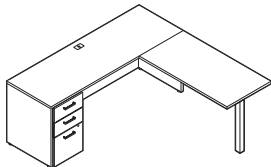
Package Contents	Model Number	Quantity	List Price	Package Price
Extended Corner Credenza - LEFT	ML6636CEL	1	\$568	\$1365
Rectangular Island w/Square Post	ML4224RI	1	\$393	
Hanging Box/File Pedestal	ML22HBF	1	\$404	

MLP113: "L" Shape 66" x 66"*



Package Contents	Model Number	Quantity	List Price	Package Price
Credenza - Rectangular	ML6624C	1	\$410	\$1207
Rectangular Island w/Square Post	ML4224RI	1	\$393	
Hanging Box/File Pedestal	ML22HBF	1	\$404	

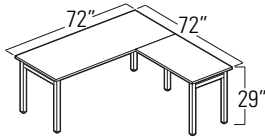
MLP114 - "L" Shape 72" x 72"*



Package Contents	Model Number	Quantity	List Price	Package Price
Credenza - Rectangular	ML7224C	1	\$459	\$1392
Rectangular Island w/Square Post	ML4824RI	1	\$418	
Box/Box/File Pedestal	ML22BBF	1	\$514	

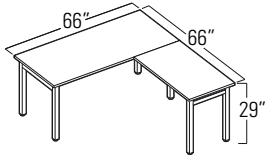
* Can be assembled left or right

MLP224: "L" Shape Suite*



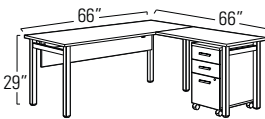
Package Contents	Model Number	Quantity	List Price	Package Price
Table Desk	ML7230DWL	1	\$690	\$1052
Return	ML4224RWL	1	\$363	

MLP222: "L" Shape Suite*



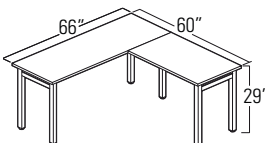
Package Contents	Model Number	Quantity	List Price	Package Price
Table Desk	ML6630DWL	1	\$673	\$1009
Return	ML3624RWL	1	\$336	

MLP231: "L" Shape Suite*



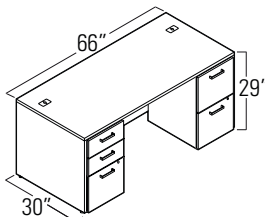
Package Contents	Model Number	Quantity	List Price	Package Price
Table Desk	ML6630DWL	1	\$673	\$1894
Return	ML3624RWL	1	\$336	
Box/Box/File Mobile Pedestal	MLMP22BBF	1	\$708	
Modesty Panel for Table Desk	ML6612MPT	1	\$177	

MLP223: "L" Shape Suite*



Package Contents	Model Number	Quantity	List Price	Package Price
Table Desk	ML6624DWL	1	\$622	\$958
Return	ML3624RWL	1	\$336	

MLP109 - 66" x 30" Double Pedestal Desk

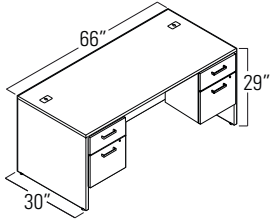


Package Contents	Model Number	Quantity	List Price	Package Price
Rectangular Desk	ML6630D	1	\$445	\$1456
Box/Box/File Pedestal	ML22BBF	1	\$514	
File/File Pedestal	ML22FF	1	\$497	

* Can be assembled left or right

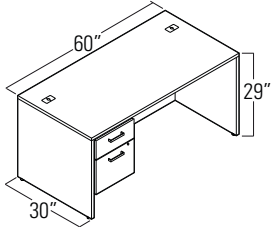
I IONIC™ - PACKAGES

MLP110: 66" x 30" Double Pedestal Desk



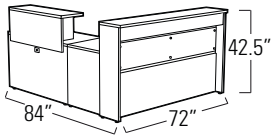
Package Contents	Model Number	Quantity	List Price	Package Price
Rectangular Desk	ML6630D	1	\$445	\$1253
Hanging Box/File Pedestal	ML22HBF	2	\$404	

MLP111: 60" x 30" Single Pedestal Desk*



Package Contents	Model Number	Quantity	List Price	Package Price
Rectangular Desk	ML6030D	1	\$417	\$821
Hanging Box/File Pedestal	ML22HBF	1	\$404	

MLP633: Reception Suite



Package Contents	Model Number	Quantity	List Price	Package Price
Reception Desk	ML72MRD	1	\$2808	\$3631
Return	ML4824R	1	\$416	
Reception Desk Top	ML36RT	1	\$407	

* Can be assembled left or right

TABLE DESKS & COMPONENTS	MODEL #	DIMENSIONS ^{IN} _{MM}	WEIGHT ^{LB} _{KG}	VOLUME ^{FT³} _{MT³}	LIST PRICE	WRS ADD
--------------------------	---------	---	---------------------------------------	---	------------	---------

W x D x H

24" deep

ML3624DWL	36 x 24 x 29 <i>914 x 610 x 737</i>	67 <i>30.39</i>	3.7 <i>0.1</i>	\$521	\$117
ML4224DWL	42 x 24 x 29 <i>1067 x 610 x 737</i>	71 <i>32.21</i>	3.9 <i>0.11</i>	\$531	\$129
ML4824DWL	48 x 24 x 29 <i>1219 x 610 x 737</i>	76 <i>34.47</i>	4.1 <i>0.11</i>	\$543	\$132
ML5424DWL	54 x 24 x 29 <i>1372 x 610 x 737</i>	81 <i>36.74</i>	4.2 <i>0.11</i>	\$568	\$145
ML6024DWL	60 x 24 x 29 <i>1524 x 610 x 737</i>	89 <i>40.37</i>	4.4 <i>0.12</i>	\$594	\$163
ML6624DWL	66 x 24 x 29 <i>1676 x 610 x 737</i>	89 <i>40.37</i>	4.6 <i>0.13</i>	\$622	\$187
ML7224DWL	72 x 24 x 29 <i>1829 x 610 x 737</i>	93 <i>42.18</i>	4.8 <i>0.13</i>	\$636	\$194

30" deep

ML6030DWL	60 x 30 x 29 <i>1524 x 762 x 737</i>	103 <i>46.72</i>	5.5 <i>0.15</i>	\$647	\$193
ML6630DWL	66 x 30 x 29 <i>1676 x 762 x 737</i>	104 <i>47.17</i>	5.7 <i>0.16</i>	\$673	\$204
ML7230DWL	72 x 30 x 29 <i>1829 x 762 x 737</i>	111 <i>50.35</i>	5.9 <i>0.16</i>	\$690	\$211

Freestanding rectangular desk with two H-legs and stability panel. Accepts laminate modesty panel. Shipped easy to assemble in 2 cartons.

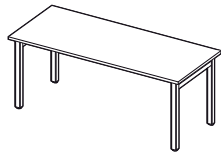
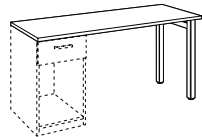


Table Desk

ML4824DTL	48 x 24 x 29 <i>1219 x 610 x 737</i>	57 <i>25.85</i>	4.3 <i>0.12</i>	\$400	N/A
ML5424DTL	54 x 24 x 29 <i>1372 x 610 x 737</i>	63 <i>28.58</i>	4.5 <i>0.12</i>	\$427	N/A
ML6024DTL	60 x 24 x 29 <i>1524 x 610 x 737</i>	69 <i>31.3</i>	4.7 <i>0.13</i>	\$458	N/A

Build your own desk with light storage ML24WPO or ML24WBC (to be ordered separately). Reversible leg and storage orientation for left or right hand use. Kit includes one H-leg and top. Shipped easy to assemble in 2 cartons.



Build-A-Table Desk with H-Leg

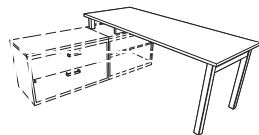
24" deep

ML6624POL	66 x 24 x 29 <i>1676 x 610 x 737</i>	69 <i>31.3</i>	5 <i>0.14</i>	\$605	N/A
ML7224POL	72 x 24 x 29 <i>1829 x 610 x 737</i>	73 <i>33.11</i>	5.25 <i>0.14</i>	\$623	N/A

30" deep

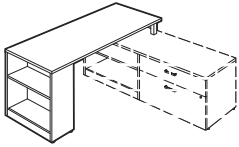
ML6630POL	66 x 30 x 29 <i>1676 x 762 x 737</i>	81 <i>36.74</i>	5.75 <i>0.16</i>	\$666	N/A
ML7230POL	72 x 30 x 29 <i>1829 x 762 x 737</i>	86 <i>39.01</i>	6 <i>0.16</i>	\$681	N/A

To overlap and be supported by low storage and 22.25"H shelving units. Includes one 28" high H-leg, one 5 3/4" high H-leg support and laminate support spacer. Specify laminate finish for top and support spacer and H-leg finish. Alternative: May also be supported by a 1 1/2" high MVL steel storage unit with a 1" thick laminate top. Shipped easy to assemble in 2 cartons.



Overlap Desk w/Legs

TABLES DESK & COMPONENTS

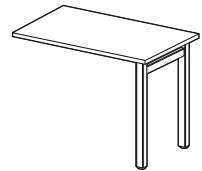


Overlap Desk w/Bookcase

MODEL #	DIMENSIONS ^{IN} _{MM}	WEIGHT ^{LB} _{KG}	VOLUME ^{FT³} _{MT³}	LIST PRICE	WRS ADD
24" deep					
ML7224POB	72 x 24 x 29 1829 x 610 x 737	94 42.64	10 0.28	\$975	N/A
30" deep					
ML7230POB	72 x 30 x 29 1829 x 762 x 737	118 53.52	11.5 0.32	\$1047	N/A

To overlap and be supported by low storage and 22.25"H shelving units. Includes one 12"D bookcase with an adjustable shelf, one 5 3/4" high H-leg support and laminate support spacer. Specify laminate finish for top and support spacer, laminate finish for bookcase and H-leg finish.

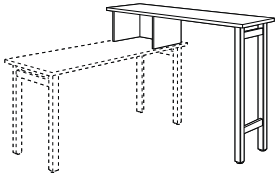
Alternative: May also be supported by a 1 1/2 high MVL steel storage unit with a 1" thick laminate top. Shipped easy to assemble in 3 cartons.



Return

ML3024RWL	30 x 24 x 29 762 x 610 x 737	50 22.68	3.5 0.09	\$332	\$113
ML3624RWL	36 x 24 x 29 914 x 610 x 737	55 24.95	3.7 0.1	\$336	\$117
ML4224RWL	42 x 24 x 29 1067 x 610 x 737	59 26.76	3.9 0.11	\$363	\$129
ML4824RWL	48 x 24 x 29 1219 x 610 x 737	64 29.03	4.1 0.11	\$368	\$132
ML5424RWL	54 x 24 x 29 1372 x 610 x 737	67 30.39	4.2 0.11	\$394	\$145

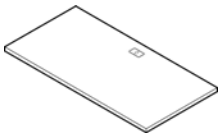
Connects flush to freestanding desk, table desk and credenza. One leg included. Connecting hardware included. Shipped easy to assemble in 2 cartons.



Sit-Stand Return

ML5418SRL	54 x 18 x 42 1372 x 457 x 1067	86 39.01	4.2 0.11	\$532	N/A
ML6018SRL	60 x 18 x 42 1524 x 457 x 1067	94 42.64	4.4 0.12	\$556	N/A
ML6618SRL	66 x 18 x 42 1676 x 457 x 1067	102 46.27	4.5 0.12	\$580	N/A
ML7218SRL	72 x 18 x 42 1829 x 457 x 1067	110 49.9	4.7 0.13	\$594	N/A

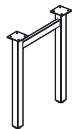
Use with table desk MLxxxDWL to create two-tier fixed height workstation. Integral desk top storage nook. Reversible for left or right hand configurations. Shipped easy to assemble in 2 cartons.



Bridge Top

ML3624B	36 x 24 x 1 914 x 610 x 25	35 15.88	2 0.05	\$181	N/A
ML4224B	42 x 24 x 1 1067 x 610 x 25	40 18.14	2 0.05	\$202	N/A
ML4824B	48 x 24 x 1 1219 x 610 x 25	44 19.96	2 0.05	\$213	N/A


Connects flush between two freestanding units with full end gables or two H-legs. Shipped easy to assemble in 1 carton.



H-Leg

ML24LEG	23 x 4 x 28 584 x 102 x 711	19 8.62	3 0.08	\$104	N/A
---------	--------------------------------	------------	-----------	--------------	-----

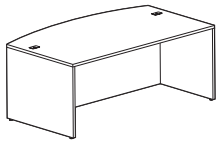
For use with 24" deep tops only. Shipped assembled in 1 carton.

TABLES DESK & COMPONENTS	MODEL #	DIMENSIONS ^{IN} _{MM}	WEIGHT ^{LB} _{KG}	VOLUME ^{FT³} _{MT³}	LIST PRICE
	ML4812MPT	42 x 0.68 x 12 <i>1067 x 17 x 305</i>	24 <i>10.89</i>	1 <i>0.02</i>	\$161
	ML5412MPT	48 x 0.68 x 12 <i>1219 x 17 x 305</i>	26 <i>11.79</i>	1 <i>0.02</i>	\$167
	ML6012MPT	54 x 0.68 x 12 <i>1372 x 17 x 305</i>	28 <i>12.7</i>	1 <i>0.02</i>	\$173
	ML6612MPT	60 x 0.68 x 12 <i>1524 x 17 x 305</i>	32 <i>14.51</i>	1.5 <i>0.04</i>	\$177
	ML7212MPT	66 x 0.68 x 12 <i>1676 x 17 x 305</i>	27 <i>12.25</i>	1.5 <i>0.04</i>	\$183

Modesty Panel for Table Desks

ML4812MPT can be used with ML4824DWL.
 ML5412MPT can be used with ML5424DWL.
 ML6012MPT can be used with ML6030DWL and ML6024DWL.
 ML6612MPT can be used with ML6630DWL and ML6624DWL.
 ML7212MPT can be used with ML7230DWL and ML7224DWL.
 To be secured to H-leg tabs with wood screws provided, pilot holes pre-drilled.
 Shipped in 1 carton.

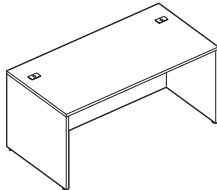
DESKS	MODEL #	DIMENSIONS ^{IN} _{MM}	WEIGHT ^{LB} _{KG}	VOLUME ^{FT³} _{MT³}	LIST PRICE
-------	---------	---	---------------------------------------	---	------------



Bow Desk

	W x D x H			
ML7242BD	72 x 36 x 29 1829 x 914 x 737	176 79.83	7 0.19	\$775

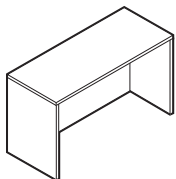
Bow desk with two wire grommets and a full modesty panel. Modesty panel recessed 6.5" at both ends and 12" on center. Shipped easy to assemble in 1 carton.



Rectangular Desk

ML6030D	60 x 30 x 29 1524 x 762 x 737	125 56.7	4.5 0.12	\$417
ML6630D	66 x 30 x 29 1676 x 762 x 737	132 59.87	5 0.14	\$445
ML7230D	72 x 30 x 29 1829 x 762 x 737	157 71.21	5.5 0.15	\$488
ML7236D	72 x 36 x 29 1829 x 914 x 737	160 72.57	6 0.16	\$516

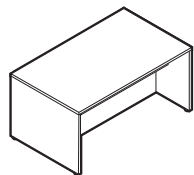
Rectangular desks with two wire grommets and a full modesty panel.
30" deep - modesty panel recessed 4.3".
36" deep - modesty panel recessed 5.0".
Shipped easy to assemble in 1 carton.



Space Saver Desks, Single Sided

ML482028CT	48 x 20 x 28 1219 x 508 x 711	73.4 33.29	2.8 0.07	\$462
ML542028CT	54 x 20 x 28 1372 x 508 x 711	83.1 37.69	3.2 0.09	\$485
ML602028CT	60 x 20 x 28 1524 x 508 x 711	92.9 42.14	3.5 0.09	\$503

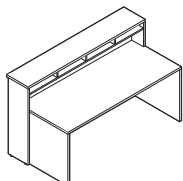
28"H overall. 20"D surface ideal as touch down space with option to include desktop power unit. Inset back to accommodate cable management. Optional cut-out to accommodate Cove mini power unit; power unit to be ordered separately (see page 133). Cut-out options: FOG1 (left), FOG2 (centered) or FOG3 (right). Best suited for use with Craft lounge series, refer to seating section of the price list pages 28-30 or other occasional seating. Shipped easy to assemble in 1 carton.



Community Desks, Double Sided

ML483628CT	48 x 36 x 28 1219 x 914 x 711	130.1 59.01	4.2 0.11	\$672
ML543628CT	54 x 36 x 28 1372 x 914 x 711	140.1 63.55	4.3 0.12	\$699
ML603628CT	60 x 36 x 28 1524 x 914 x 711	150.1 68.08	4.8 0.13	\$730

28"H overall. Ideal for use in common areas as a casual meeting or workspace; accommodates users on either side. Center modesty panel is short to the underside of top by 6.5" with two support channels on either side of modesty creating a cavity for addition of power units and cable management. Optional FOG1, FOG2 or FOG3 surface grommets also may accommodate Cove mini power unit; power unit to be ordered separately (see page 133). Side pass-through grommets are optional (Options: PTL pass-through left side, PTR pass-through right side or PT2 pass-through both sides). Best suited for use with Craft lounge series, refer to seating section of the price list pages 28-30. Shipped easy to assemble in 1 carton.



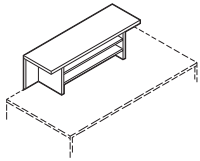
Reception Desk

ML72MRD	72 x 36.5 x 42 1829 x 927 x 1067	300 136.08	32 0.9	\$2808
---------	-------------------------------------	---------------	-----------	---------------

When specifying two finishes: First finish: mantle top and desk worksurface. Second finish: vertical surfaces and pigeon holes.

Includes desk, reception mantle, glass panel mounted onto White melamine, light kit and four pigeon holes. Desk and mantle do not attach. Desk shipped easy to assemble in 1 carton. Mantle shipped easy to assemble in 2 carton.

DESKS

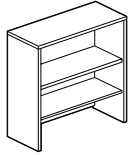


Reception Desk Top

MODEL #	DIMENSIONS ^{IN} ^{MM}	WEIGHT ^{LB} ^{KG}	VOLUME ^{FT³} ^{MT³}	LIST PRICE
ML36RT	36 x 13 x 13	50	2.5	\$407
	914 x 330 x 330	22.68	0.07	
ML42RT	42 x 13 x 13	66	3	\$445
	1067 x 330 x 330	29.94	0.08	

Reception desk top that fits onto worksurfaces. Two shelves. Includes two-sided tape.
Note: 13" high above surface, 17" high overall. Shipped easy to assemble in 1 carton.

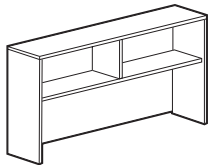
HUTCHES



Hutch - 36"

ML36HO	36 x 15 x 36	90	4	\$464
	914 x 381 x 914	40.82	0.11	

ML36HO has a fixed center shelf and an adjustable lower shelf. Predrilled to accommodate glazed (ML36PHGD) or laminate (ML36PHLD) doors. Shipped easy to assemble in 1 carton.

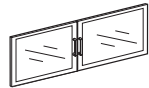


Hutch - 66" and 72"

ML66HO	66 x 15 x 36	132	5	\$566
	1676 x 381 x 914	59.87	0.14	
ML72HO	72 x 15 x 36	140	6	\$593
	1829 x 381 x 914	63.5	0.16	

ML72HO and ML66HO have fixed shelf dividers. Can be used on any straight worksurface. 20" of clearance between worksurface and bottom of hutch. Predrilled to accommodate glazed or laminate doors. Shipped easy to assemble in 1 carton.

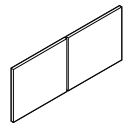
HUTCH DOORS



Glazed Doors

ML33DRAG	31.76 x 0.81 x 14.68	8	1.5	\$524
	807 x 21 x 373	3.63	0.04	
ML36DRAG	34.76 x 0.81 x 14.68	10	1.5	\$540
	883 x 21 x 373	4.54	0.04	

Set of two glazed doors for one side of hutch. Hinges included. Non locking. Not intended for use with laminate doors. Shipped in 1 carton.
ML33DRAG - Set of 2 doors for ML66HO with a total width of 33". ML36DRAG - Set of 2 doors for ML72HO with a total width of 36".



Laminate Doors

ML33DRL	31.76 x 0.68 x 15	18	2	\$109
	807 x 17 x 381	8.16	0.05	
ML36DRL	34.76 x 0.68 x 15	20	2	\$113
	883 x 17 x 381	9.07	0.05	

Set of two laminate doors for one side of hutch. Hinges included. Non locking. Not intended for use with glazed doors. Shipped in 1 carton.
ML33DRL - Set of 2 doors for ML66HO with a total width of 33". ML36DRL - Set of 2 doors for ML72HO with a total width of 36".



Glazed Doors for 36" Hutch

ML36PHGD	34.8 x 0.81 x 34.81	45	1.5	\$999
	884 x 21 x 884	20.41	0.04	

Set of two aluminum framed glazed doors that fit onto 36" wide hutch only. Handles included. Non locking. Shipped in 1 carton.

HUTCH DOORS **MODEL #** **DIMENSIONS** **WEIGHT** **VOLUME** **LIST PRICE**

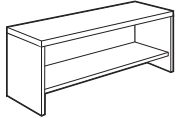


Laminate Doors for 36" Hutch

	W x D x H			
ML36PHLD	34.8 x 0.68 x 34.81 <i>884 x 17 x 884</i>	35 <i>15.88</i>	0.75 <i>0.02</i>	\$255

Set of two laminate doors that fit onto 36" wide hutch only. Handles included. Non locking. Shipped in 1 carton.

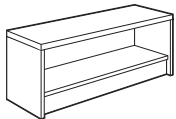
DESKTOP STORAGE



Desktop Storage - Low Open

ML36LDTS	36 x 12 x 12 <i>914 x 305 x 305</i>	50 <i>22.68</i>	3.6 <i>0.1</i>	\$416
ML42LDTS	42 x 12 x 12 <i>1067 x 305 x 305</i>	59 <i>26.76</i>	4.2 <i>0.11</i>	\$455
ML48LDTS	48 x 12 x 12 <i>1219 x 305 x 305</i>	69 <i>31.3</i>	4.9 <i>0.13</i>	\$478
ML54LDTS	54 x 12 x 12 <i>1372 x 305 x 305</i>	80 <i>36.29</i>	5.5 <i>0.15</i>	\$509

Desktop storage secures with double sided tape included to surface mounting on. Inside clearance 7.25"H, 3"H open bottom. 54" wide unit has a center vertical divider. Shipped assembled in 1 carton.

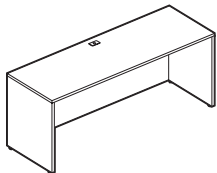


Desktop Storage with Fascia

ML36LDTSF	36 x 12 x 12 <i>914 x 305 x 305</i>	54 <i>24.49</i>	3.6 <i>0.1</i>	\$431
ML42LDTSF	42 x 12 x 12 <i>1067 x 305 x 305</i>	63 <i>28.58</i>	4.2 <i>0.11</i>	\$472
ML48LDTSF	48 x 12 x 12 <i>1219 x 305 x 305</i>	73 <i>33.11</i>	4.9 <i>0.13</i>	\$497
ML54LDTSF	54 x 12 x 12 <i>1372 x 305 x 305</i>	84 <i>38.1</i>	5.5 <i>0.15</i>	\$527

Desktop storage secures with double sided tape included to surface mounting on. 54" wide unit has a center vertical divider. Inside clearance 7.25"H, fascia is optional with cut-out to accommodate Cove mini power unit MVCOVSM2B/S or MVCOV51UB/S; power unit to be ordered separately (see page 133). Cut-out options: FOG1 (left), FOG2 (centered) or FOG3 (right). MLxLDTSF back is short to allow cable from power unit to pass through back. Shipped assembled in 1 carton.

CREDENZAS

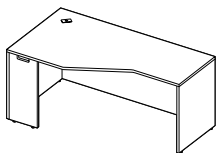


Credenza - Rectangular

ML7224C	72 x 24 x 29 <i>1829 x 610 x 737</i>	123 <i>55.79</i>	5 <i>0.14</i>	\$459
ML6624C	66 x 24 x 29 <i>1676 x 610 x 737</i>	117 <i>53.07</i>	4.5 <i>0.12</i>	\$410

Rectangular credenza with a surface wire grommet and a modesty panel wire grommet. Flush and full height modesty panel. Optional 12"H modesty panel available, please specify **(12)**. Shipped easy to assemble in 1 carton.

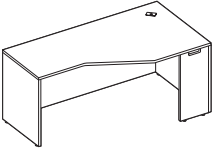
EXTENDED CORNER CREDENZAS



Extended Corner Credenza - LEFT

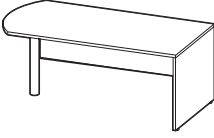
ML6636CEL	66 x 36 x 29 <i>1676 x 914 x 737</i>	142 <i>64.41</i>	5.5 <i>0.15</i>	\$568
ML7236CEL	72 x 36 x 29 <i>1829 x 914 x 737</i>	150 <i>68.04</i>	6 <i>0.16</i>	\$645

Narrow and full gables. Narrow end gable can be connected to 24"D return or flush bridge. Full end panel cannot be connected. Corner wire grommet. Optional 12"H modesty panel available, please specify **(12)**. Shipped easy to assemble in 1 carton.

EXTENDED CORNER CRENZAS	MODEL #	DIMENSIONS ^{IN} _{MM}	WEIGHT ^{LB} _{KG}	VOLUME ^{FT³} _{MT³}	LIST PRICE
	ML6636CER	66 x 36 x 29	142	5.5	\$568
		<i>1676 x 914 x 737</i>	<i>64.41</i>	<i>0.15</i>	
	ML7236CER	72 x 36 x 29	150	6	\$645
		<i>1829 x 914 x 737</i>	<i>68.04</i>	<i>0.16</i>	

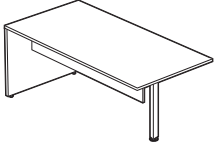
Extended Corner Credenza - RIGHT

Narrow and full gables. Narrow end gable can be connected to 24"D return or flush bridge. Full end panel cannot be connected. Corner wire grommet. Full height modesty panel. Optional 12"H modesty panel available, please specify (12). Shipped easy to assemble in 1 carton.

ISLANDS WITH MODESTY					
	ML6630DM	66 x 30 x 29	91	5	\$516
		<i>1676 x 762 x 737</i>	<i>41.28</i>	<i>0.14</i>	
	ML7236DM	72 x 36 x 29	108	6	\$606
		<i>1829 x 914 x 737</i>	<i>48.99</i>	<i>0.16</i>	

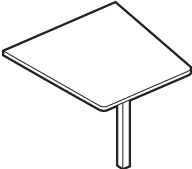
"D" Island w/Square Post Leg

Square post and modesty panel with 16" clearance. No grommet. Must be connected. Reversible. Shipped easy to assemble in 2 cartons.

	ML6630RM	66 x 30 x 29	88	5	\$516
		<i>1676 x 762 x 737</i>	<i>39.92</i>	<i>0.14</i>	
	ML7236RM	72 x 36 x 29	114	6	\$606
		<i>1829 x 914 x 737</i>	<i>51.71</i>	<i>0.16</i>	

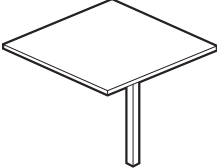
Rectangular Island w/Square Post Leg

Square post and modesty panel with 16" clearance. No grommet. Must be connected. Reversible. Shipped easy to assemble in 2 cartons.

ISLANDS WITHOUT MODESTY					
	ML3636WI	36 x 36 x 29	35.8	2.34	\$386
		<i>914 x 914 x 737</i>	<i>16.24</i>	<i>0.06</i>	
	ML4242WI	42 x 42 x 29	45.8	3.04	\$464
		<i>1067 x 1067 x 737</i>	<i>20.77</i>	<i>0.08</i>	

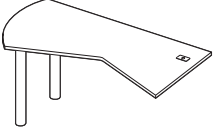
Wedge Island - Square Post Leg

36" or 42" wide where surface connects. Use to create a collaborative huddle table with open shelf ML36290S or ML42290S. Connecting hardware included. Shipped easy to assemble in 2 cartons.

	ML3636SI	36 x 36 x 29	37.8	2.34	\$373
		<i>914 x 914 x 737</i>	<i>17.15</i>	<i>0.06</i>	
	ML4242SI	42 x 42 x 29	47.8	3.04	\$449
		<i>1067 x 1067 x 737</i>	<i>21.68</i>	<i>0.08</i>	

Square Island - Square Post Leg

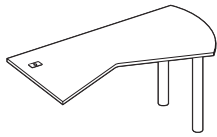
36" or 42" wide where surface connects. Use to create a collaborative huddle table with open shelf ML36290S or ML42290S. Connecting hardware included. Shipped easy to assemble in 2 cartons.

	ML6030PL	60 x 30 x 29	63	2.5	\$499
		<i>1524 x 762 x 737</i>	<i>28.58</i>	<i>0.07</i>	

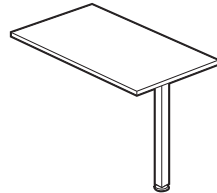
Delta Island w/Square Post Legs - LEFT

30"D where surface connects. Corner wire grommet. Two square posts. Connecting hardware included. Optional modesty panel available. Shipped easy to assemble in 3 cartons.

ISLANDS WITHOUT MODESTY



Delta Island w/Square Post Legs - RIGHT



Rectangular Island w/Square Post Leg

MODEL #	DIMENSIONS ^{IN} _{MM}	WEIGHT ^{LB} _{KG}	VOLUME ^{FT³} _{MT³}	LIST PRICE
ML6030PR	60 x 30 x 29	63	2.5	\$499
	1524 x 762 x 737	28.58	0.07	

30"D where surface connects. Corner wire grommet. Two square posts. Connecting hardware included. Optional modesty panel available. Shipped easy to assemble in 3 cartons.

ML4224RI	42 x 24 x 29	19	2	\$393
	1067 x 610 x 737	8.62	0.05	
ML4824RI	48 x 24 x 29	21	2	\$418
	1219 x 610 x 737	9.53	0.05	

24"D where surface connects. One square post. Connecting hardware included. Optional modesty panel available. Reversible. Shipped easy to assemble in 2 cartons.

MODESTY PANELS

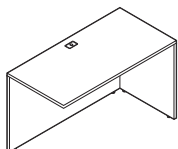


Modesty Panel for Island Surfaces

	W x D x H			
ML4212MP	32 x 0.68 x 12	15	0.65	\$153
	813 x 17 x 305	6.8	0.01	
ML4812MP	38 x 0.68 x 12	20	0.75	\$178
	965 x 17 x 305	9.07	0.02	
ML6012MP	45 x 0.68 x 12	25	1	\$181
	1143 x 17 x 305	11.34	0.02	

ML4212MP can be used with ML4224RI. ML4812MP can be used with ML4824RI. ML6012MP can be used with ML6030PL and ML6030PR. Shipped easy to assemble in 1 carton.

RETURNS

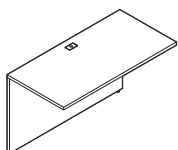


Return

ML3024R	30 x 24 x 29	61	2.5	\$386
	762 x 610 x 737	27.67	0.07	
ML3624R	36 x 24 x 29	68	3	\$397
	914 x 610 x 737	30.84	0.08	
ML4224R	42 x 24 x 29	76	3.5	\$411
	1067 x 610 x 737	34.47	0.09	
ML4824R	48 x 24 x 29	85	4	\$416
	1219 x 610 x 737	38.56	0.11	

For use with rectangular desks, credenzas and corner credenzas. Two grommets. Reversible. Optional 12"H modesty panel available, please specify (12). Shipped easy to assemble in 1 carton.

BRIDGES



Bridge

ML3624FB	36 x 24 x 29	55	2	\$343
	914 x 610 x 737	24.95	0.05	
ML4224FB	42 x 24 x 29	65	2.5	\$355
	1067 x 610 x 737	29.48	0.07	
ML4824FB	48 x 24 x 29	75	3	\$368
	1219 x 610 x 737	34.02	0.08	

To create a "U" shape by connecting two units with full end gables. Two wire grommets. Connecting hardware included. Optional 12"H modesty panel available, please specify (12). Shipped easy to assemble in 1 carton.

MOBILE PEDESTALS	MODEL #	DIMENSIONS ^{IN} _{MM}	WEIGHT ^{LB} _{KG}	VOLUME ^{FT³} _{MT³}	LIST PRICE
------------------	---------	---	---------------------------------------	---	------------



Box/File Mobile Pedestal

	W x D x H			
MLMP22BF	16 x 22 x 23 406 x 559 x 584	80 36.29	7 0.19	\$622
MLMP1222BF	12 x 22 x 23 305 x 559 x 584	69 31.3	5.4 0.15	\$590

One box drawer and one front locking file drawer. Supported by five casters with two front locking casters. 16"W file drawer includes pencil tray and accommodates front-to-back letter size or side-to-side legal size files; 12"W space saver pedestal file drawer accommodates legal size files for side-to-side filing only. Optional cushion available for 16"W box/file pedestal. Shipped assembled in 1 carton.

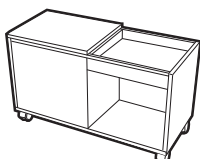
Limited Lifetime Warranty (5-year exceptions apply - see page 153).
Weight capacity for this series is 300 lbs.



Box/Box/File Mobile Pedestal

MLMP22BBF	16 x 22 x 27 406 x 559 x 686	95 43.09	8 0.22	\$708
MLMP1222BBF	12 x 22 x 27 305 x 559 x 686	82 37.19	5.4 0.15	\$679

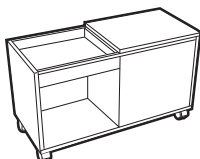
Two box drawers and one front locking file drawer. Front locking casters. 16"W file drawer includes pencil tray and accommodates front-to-back letter size or side-to-side legal size files; 12"W space saver pedestal file drawer accommodates legal size files for side-to-side filing only. Sits flush with user edge under 30"D table desks with or without modesty panel or 24"D returns without modesty panel. Does not sit flush under 24"D table desk. Shipped assembled in 1 carton.



Mobile Ped Buddy - LEFT

MLMPB34L	16 x 34 x 20 406 x 864 x 508	62 28.12	8.75 0.24	\$759
----------	---------------------------------	-------------	--------------	--------------

All laminate construction with a Brushed Chrome trim. Accepts legal or letter hanging file folders in file box; **right** side is split with an upper open box and a lower open shelf ideal for neatly storing reference materials, larger personal items or a recycling bin within a workspace. Sliding top conceals or exposes one side or the other and accepts an optional cushion to provide extra seating for guests. Shipped assembled in 1 carton.



Mobile Ped Buddy - RIGHT

MLMPB34R	16 x 34 x 20 406 x 864 x 508	62 28.12	8.75 0.24	\$759
----------	---------------------------------	-------------	--------------	--------------

All laminate construction with a Brushed Chrome trim. Accepts legal or letter hanging file folders in file box; **left** side is split with an upper open box and a lower open shelf ideal for neatly storing reference materials, larger personal items or a recycling bin within a workspace. Sliding top conceals or exposes one side or the other and accepts an optional cushion to provide extra seating for guests. Shipped assembled in 1 carton.





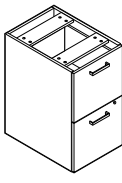
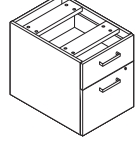
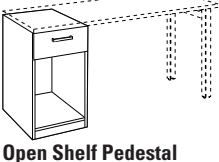
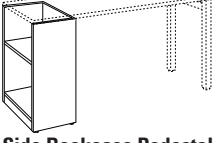
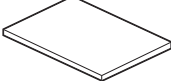
Cushion for Mobile Ped Buddy

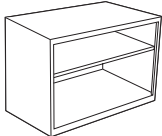
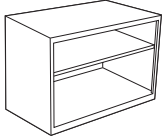
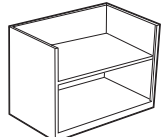
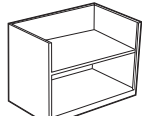
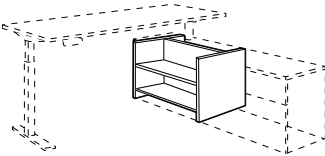

MLMPBC18	17.6 x 14.8 x 1.5 447 x 376 x 38	10 4.54	0.8 0.02	\$117
----------	-------------------------------------	------------	-------------	--------------

For use with MLMPB34L or MLMPB34R. Available in all Global grade 1 seating textiles or in Luxhide bonded leather. 1 carton.


Limited Lifetime Warranty (5-year exceptions apply - see page 153).
In seating applications, weight capacity for this series is 300 lbs.

Alternate textile options: Graded-in textiles are available. No minimum quantities. Contact Customer Service for pricing.

PEDESTALS	MODEL #	DIMENSIONS ^{IN} _{MM}	WEIGHT ^{LB} _{KG}	VOLUME ^{FT³} _{MT³}	LIST PRICE
 <p>Cushion for Box/File Mobile Pedestal</p>	MLMPC22	16 x 22 x 2	8	0.9	\$126
		406 x 559 x 51	3.63	0.02	
<p>For use with MLMP22BF only. Available in all Global grade 1 seating textiles or in Luxhide bonded leather. 1 carton.</p> <p>Limited Lifetime Warranty (5-year exceptions apply - see page 153). In seating applications, weight capacity for this series is 300 lbs.</p> <p>Alternate textile options: Graded-in textiles are available. No minimum quantities. Contact Customer Service for pricing.</p>					
 <p>Box/Box/File Pedestal</p>	ML22BBF	16 x 22 x 28	82	8	\$514
		406 x 559 x 711	37.19	0.22	
<p>Two box drawers and one front locking file drawer. Pencil tray included. For use with bow or rectangular desks, reception desks, returns or credenzas with laminate side gables. Can be moved to a left or right hand position. Top is open. File drawer accommodates front-to-back letter size or side-to-side legal size files. Shipped assembled in 1 carton.</p>					
 <p>File/File Pedestal</p>	ML22FF	16 x 22 x 28	82	8	\$497
		406 x 559 x 711	37.19	0.22	
<p>Two front locking file drawers. Pencil tray included. For use with bow or rectangular desks, reception desks, returns or credenzas with laminate side gables. Can be moved to a left or right position. Top is open. File drawer accommodates front-to-back letter size or side-to-side legal size files. Shipped assembled in 1 carton.</p>					
 <p>Hanging Box/File Pedestal</p>	ML22HBF	16 x 22 x 19	65	5	\$404
		406 x 559 x 483	29.48	0.14	
<p>One box drawer and one front locking file drawer. Pencil tray included. For use with bow or rectangular desks, reception desks, returns or credenzas with laminate side gables. Top is open. File drawer accommodates front-to-back letter size or side-to-side legal size files. Shipped assembled in 1 carton.</p>					
 <p>Open Shelf Pedestal</p>	ML24WPO	16 x 24 x 28	40	7.1	\$397
		406 x 610 x 711	18.14	0.2	
<p>Worksurface supporting open shelf with one personal non-locking drawer. For use with table desk kits MLxx24DTL only. Top is open. Shipped assembled in 1 carton, ready to attach to MLxx24DTL.</p>					
 <p>Side Bookcase Pedestal</p>	ML24WBC	24 x 12 x 28	48	5.5	\$487
		610 x 305 x 711	21.77	0.15	
<p>Worksurface supporting side access bookcase. For use with table desk kits MLxx24DTL only. Top is open. Shipped ready to assemble in 1 carton.</p>					
 <p>Pedestal Top</p>	ML22TOP	16 x 22 x 1	9	1	\$77
		406 x 559 x 25	4.08	0.02	
<p>Top for ML22BBF and ML22FF pedestals. Includes mounting hardware. 1 carton.</p>					

STORAGE UNITS	MODEL #	DIMENSIONS ^{IN} _{MM}	WEIGHT ^{LB} _{KG}	VOLUME ^{FT³} _{MT³}	LIST PRICE
 <p>Low Shelf Unit w/Top</p>	ML2230COT	30 x 24 x 22.25 <i>762 x 610 x 565</i>	149 <i>67.59</i>	10.73 <i>0.3</i>	\$580
	ML2236COT	36 x 24 x 22.25 <i>914 x 610 x 565</i>	179 <i>81.19</i>	12.79 <i>0.36</i>	\$594
<p>24"D. Can be used as a freestanding shelf unit or to support overlap desk with leg or bookcase. One adjustable shelf. Specify top finish and chasis/shelf finish separately. Accepts ML2436C and ML2430C cushions. Shipped assembled in 1 carton.</p>					
 <p>Low Shelf Unit w/Top</p>	ML2230NOT	30 x 19.25 x 22.25 <i>762 x 489 x 565</i>	116 <i>52.62</i>	8.71 <i>0.24</i>	\$563
	ML2236NOT	36 x 19.25 x 22.25 <i>914 x 489 x 565</i>	138 <i>62.6</i>	10.38 <i>0.29</i>	\$570
<p>19.25"D. Can be used as a freestanding shelf unit or to support overlap desk with leg or bookcase. One adjustable shelf. Specify top finish and chasis/shelf finish separately. Accepts ML1936C and ML1930C cushions. Shipped assembled in 1 carton.</p>					
 <p>Low Shelf Unit - No Top</p>	ML2130CO	30 x 24 x 21.25 <i>762 x 610 x 540</i>	127 <i>57.61</i>	10.27 <i>0.29</i>	\$511
	ML2136CO	36 x 24 x 21.25 <i>914 x 610 x 540</i>	151 <i>68.49</i>	12.25 <i>0.34</i>	\$524
<p>24"D. Can be used to create a freestanding unit (two low storage units and a finished top). Can also support overlap desk with leg or bookcase. Shipped assembled in 1 carton.</p>					
 <p>Low Shelf Unit - No Top</p>	ML2130NO	30 x 19.25 x 21.25 <i>762 x 489 x 540</i>	98 <i>44.45</i>	8.34 <i>0.23</i>	\$491
	ML2136NO	36 x 19.25 x 21.25 <i>914 x 489 x 540</i>	117 <i>53.07</i>	9.94 <i>0.28</i>	\$508
<p>19.25"D. Can be used to create a freestanding unit (two low storage units and a finished top). Can also support overlap desk with leg or bookcase. Shipped assembled in 1 carton.</p>					
 <p>Low Shelf Inset Back - No Top</p>	ML2130NIBO	30 x 19.25 x 21.25 <i>762 x 489 x 540</i>	98 <i>44.45</i>	8.34 <i>0.23</i>	\$514
	ML2136NIBO	36 x 19.25 x 21.25 <i>914 x 489 x 540</i>	117 <i>53.07</i>	9.94 <i>0.28</i>	\$530
<p>19.25"D. To be used to create a freestanding credenza with height adjustable table integration. Inset back, no top. Use with low storage unit ML21xxNO or ML21xxNBF and notched top MLxx19NLTL or MLxx19NLTR to create credenza. Height adjustable table to be ordered separately. Shipped assembled in 1 carton.</p>					
 <p>Low Box/File w/Top</p>	ML2230BFT	30 x 24 x 22.25 <i>762 x 610 x 565</i>	165 <i>74.84</i>	10.73 <i>0.3</i>	\$847
	ML2236BFT	36 x 24 x 22.25 <i>914 x 610 x 565</i>	197 <i>89.36</i>	12.79 <i>0.36</i>	\$880
<p>24"D freestanding unit with one box drawer and one file drawer. Can also support overlap desk with leg or bookcase. Lock secures both drawers. Counterweight included. Specify top finish and chasis/drawer front finish separately. Shipped assembled in 1 carton.</p>					

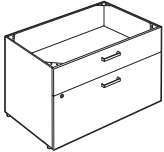
STORAGE UNITS	MODEL #	DIMENSIONS ^{IN} _{MM}	WEIGHT ^{LB} _{KG}	VOLUME ^{FT³} _{MT³}	LIST PRICE
---------------	---------	---	---------------------------------------	---	------------



Low Box/File w/Top

	W x D x H			
ML230NBFT	30 x 19.25 x 22.25 762 x 489 x 565	134 60.78	8.71 0.24	\$824
ML236NBFT	36 x 19.25 x 22.25 914 x 489 x 565	160 72.57	10.38 0.29	\$856

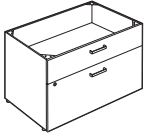
19.25"D freestanding unit with one box drawer and one file drawer. Can also support overlap desk with leg or bookcase. Lock secures both drawers. Counterweight included. Specify top finish and chasis/drawer front finish separately. Shipped assembled in 1 carton.



Low Box/File - No Top

ML2130BF	30 x 24 x 21.25 762 x 610 x 540	141 63.96	10.27 0.29	\$748
ML2136BF	36 x 24 x 21.25 914 x 610 x 540	167 75.75	12.25 0.34	\$774

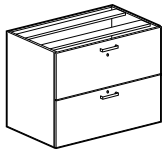
24"D. Can be used to create a freestanding unit (two low storage units and a finished top). One box drawer and one front file drawer. Can also support overlap desk with leg or bookcase. Lock secures both drawers. Shipped assembled in 1 carton.



Low Box/File - No Top

ML2130NBF	30 x 19.25 x 21.25 762 x 489 x 540	114 51.71	8.34 0.23	\$728
ML2136NBF	36 x 19.25 x 21.25 914 x 489 x 540	137 62.14	9.94 0.28	\$751

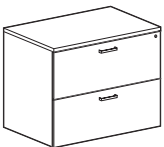
19.25"D. Can be used to create a freestanding unit (two low storage units and a finished top). One box drawer and one front file drawer. Can also support overlap desk with leg or bookcase. Lock secures both drawers. Shipped assembled in 1 carton.



Lateral File - No Top

ML3622LF	36 x 22 x 28 914 x 559 x 711	160 72.57	18 0.5	\$784
----------	---------------------------------	--------------	-----------	--------------

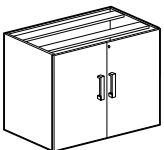
22"D. Fits under 24"D worksurface. Two front locking file drawers. File bars for front-to-back filing included. Shipped assembled in 1 carton.



Lateral File w/Top

ML3624LFT	36 x 24 x 29 914 x 610 x 737	165 74.84	18 0.5	\$896
-----------	---------------------------------	--------------	-----------	--------------

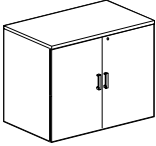
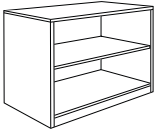
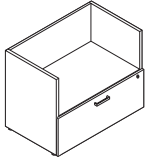

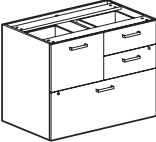


24"D. Two front locking file drawers. File bars for front-to-back filing included. Incorporates anti-tip feature - only one drawer can be opened at a time. Shipped assembled in 1 carton.



Storage Cabinet - No Top

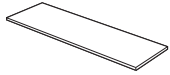
ML3622SC	36 x 22 x 28 914 x 559 x 711	120 54.43	18 0.5	\$591
----------	---------------------------------	--------------	-----------	--------------

22"D. Fits under 24"D worksurface. Two front locking doors. One adjustable shelf. Shipped assembled in 1 carton.

STORAGE UNITS	MODEL #	DIMENSIONS ^{IN} _{MM}	WEIGHT ^{LB} _{KG}	VOLUME ^{FT³} _{MT³}	LIST PRICE
 <p>Storage Cabinet w/Top</p>	ML3624SCT	36 x 24 x 29	125	18	\$704
		<i>914 x 610 x 737</i>	<i>56.7</i>	<i>0.5</i>	
24"D. Two front locking doors. One adjustable shelf. Shipped assembled in 1 carton.					
 <p>Open Shelf Storage</p>	ML3629OS	36 x 24 x 29	113	16.1	\$643
		<i>914 x 610 x 737</i>	<i>51.26</i>	<i>0.45</i>	
 <p>Open Shelf/Lateral Drawer - No Top</p>	ML4229OS	42 x 24 x 29	132	18.1	\$697
		<i>1067 x 610 x 737</i>	<i>59.87</i>	<i>0.51</i>	
24"D. Units are open front and back. Use stand-alone or with wedge islands (ML3636WI, ML4242WI) or square islands (ML3636SI, ML4242SI) in corresponding width to create a collaborative huddle space. Centre fixed shelf. Shipped easy to assemble in 1 carton.					
 <p>Open Shelf/Lateral Drawer w/Top</p>	ML3622SL	36 x 22 x 28	169	15.92	\$732
		<i>914 x 559 x 711</i>	<i>76.66</i>	<i>0.45</i>	
22"D. Fits under 24"D worksurface. One open shelf and one front locking lateral file drawer. Counterweight included. Shipped assembled in 1 carton.					
 <p>Multi-Storage Unit - No Top</p>	ML3624SLT	36 x 24 x 29	172	16.47	\$786
		<i>914 x 610 x 737</i>	<i>78.02</i>	<i>0.46</i>	
24"D. One open shelf and one front locking lateral file drawer. Counterweight included. Specify top finish and chasis/drawer front finish separately. Shipped assembled in 1 carton.					
 <p>Multi-Storage Unit w/Top</p>	ML3622MS	36 x 22 x 28	175	18	\$805
		<i>914 x 559 x 711</i>	<i>79.38</i>	<i>0.5</i>	
22"D. Fits under 24"D worksurface. One full width file drawer, one half width file drawer and two half width box drawers. All drawers lock. File bars for front-to-back filing included. Incorporates anti-tip feature - only one drawer can be opened at a time. Shipped assembled in 1 carton.					
 <p>Multi-Storage Unit w/Top</p>	ML3624MST	36 x 24 x 29	180	18	\$918
		<i>914 x 610 x 737</i>	<i>81.65</i>	<i>0.5</i>	
24"D. One full width file drawer, one half width file drawer and two half width box drawers. All drawers lock. File bars for front-to-back filing included. Incorporates anti-tip feature - only one drawer can be opened at a time. Shipped assembled in 1 carton.					

STORAGE UNITS **MODEL #** **DIMENSIONS** ^{IN} / ^{MM} **WEIGHT** ^{LB} / ^{KG} **VOLUME** ^{FT³} / ^{MT³} **LIST PRICE**

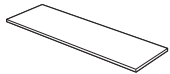
W x D x H



Top For 24"D Storage Unit

ML3624LT	36 x 24 x 1 <i>914 x 610 x 25</i>	23 <i>10.43</i>	1.5 <i>0.04</i>	\$104
ML6024LT	60 x 24 x 1 <i>1524 x 610 x 25</i>	35 <i>15.88</i>	1.91 <i>0.05</i>	\$160
ML6624LT	66 x 24 x 1 <i>1676 x 610 x 25</i>	39 <i>17.69</i>	2.08 <i>0.05</i>	\$164
ML7224LT	72 x 24 x 1 <i>1829 x 610 x 25</i>	52 <i>23.59</i>	2 <i>0.05</i>	\$172

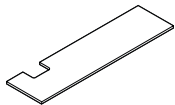
Single top for pair of 24"D storage units without tops. Ships with Titus connectors to secure to 24"D laminate storage. Shipped ready to assemble with storage unit in 1 carton.
60" for two 30"W units
66" for one 30"W and one 36"W units
72" for two 36"W units



Top For 19.25"D Storage Unit

ML3019LT	30 x 19.25 x 1 <i>762 x 489 x 25</i>	14 <i>6.35</i>	0.83 <i>0.02</i>	\$103
ML3619LT	36 x 19.25 x 1 <i>914 x 489 x 25</i>	17 <i>7.71</i>	0.97 <i>0.02</i>	\$109
ML6019LT	60 x 19.25 x 1 <i>1524 x 489 x 25</i>	28 <i>12.7</i>	1.53 <i>0.04</i>	\$158
ML6619LT	66 x 19.25 x 1 <i>1676 x 489 x 25</i>	30 <i>13.61</i>	1.67 <i>0.04</i>	\$162
ML7219LT	72 x 19.25 x 1 <i>1829 x 489 x 25</i>	33 <i>14.97</i>	1.81 <i>0.05</i>	\$168

Can be used to create a credenza. Single top for pair of 19.25"D storage units without tops. Ships with Titus connectors to secure to 19.25"D laminate storage and double-sided tape to secure to 19.25"D MVL metal storage. Shipped ready to assemble with storage unit in 1 carton.
60" for two 30"W tops
66" for one 30"W and one 36"W units
72" for two 36"W units
ML3619LT and ML3019LT for use with single 19.25"D low storage units.



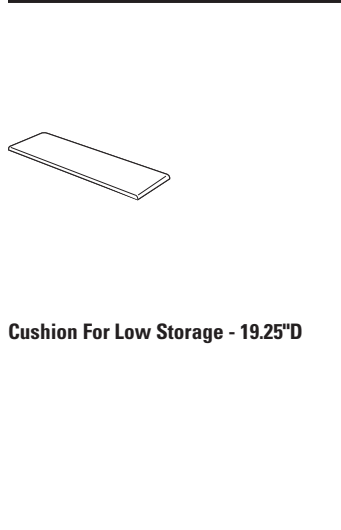
Left hand shown

Notched Top For 19.25"D Storage Unit

ML6019NLTL	60 x 19.25 x 1 <i>1524 x 489 x 25</i>	28 <i>12.7</i>	1.53 <i>0.04</i>	\$303
ML6019NLTR	60 x 19.25 x 1 <i>1524 x 489 x 25</i>	28 <i>12.7</i>	1.53 <i>0.04</i>	\$303
ML7219NLTL	72 x 19.25 x 1 <i>1829 x 489 x 25</i>	33 <i>14.97</i>	1.81 <i>0.05</i>	\$359
ML7219NLTR	72 x 19.25 x 1 <i>1829 x 489 x 25</i>	33 <i>14.97</i>	1.81 <i>0.05</i>	\$359

Notched top to create a freestanding credenza with integrated height adjustable table base. Use with low storage unit ML21xxNIBO. Specify code ending in **(L)** for **left** side integration or **(R)** for **right** side. Shipped ready to assemble with storage unit in 1 carton.

STORAGE UNITS



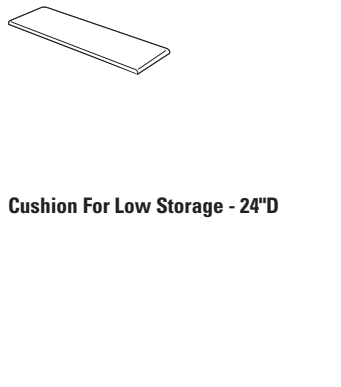
MODEL #	DIMENSIONS ^{IN} _{MM}	WEIGHT ^{LB} _{KG}	VOLUME ^{FT³} _{MT³}	LIST PRICE
MVL1930C	30 x 19.25 x 2 <i>762 x 489 x 51</i>	11 <i>4.99</i>	1.3 <i>0.03</i>	\$206
MVL1936C	36 x 19.25 x 2 <i>914 x 489 x 51</i>	13 <i>5.9</i>	2.6 <i>0.07</i>	\$236
MVL1960C	60 x 19.25 x 2 <i>1524 x 489 x 51</i>	20 <i>9.07</i>	2.6 <i>0.07</i>	\$380
MVL1966C	66 x 19.25 x 2 <i>1676 x 489 x 51</i>	16 <i>7.26</i>	5.2 <i>0.14</i>	\$410
MVL1972C	72 x 19.25 x 2 <i>1829 x 489 x 51</i>	22 <i>9.98</i>	2.4 <i>0.06</i>	\$440

Cushions for 19.25"D low storage. Storage must have a finished laminate top to accept the cushion. Waterfall front and back edge, attaches with Velcro strips (supplied). Can be upholstered in all OTG seating fabrics including Luxhide finishes in polyurethane (PU) mock leather (see page 149). Shipped assembled in 1 carton.

Limited Lifetime Warranty (5-year exceptions apply - see page 153).

In seating applications, weight capacity for this series is 300 lbs.

Alternate textile options: Graded-in textiles are available. No minimum quantities. Contact Customer Service for pricing.



ML2430C	30 x 24 x 2 <i>762 x 610 x 51</i>	15.5 <i>7.03</i>	1.6 <i>0.04</i>	\$215
ML2436C	36 x 24 x 2 <i>914 x 610 x 51</i>	14.5 <i>6.58</i>	1.9 <i>0.05</i>	\$245
ML2460C	60 x 24 x 2 <i>1524 x 610 x 51</i>	20 <i>9.07</i>	5.2 <i>0.14</i>	\$389
ML2466C	66 x 24 x 2 <i>1676 x 610 x 51</i>	21 <i>9.53</i>	5.2 <i>0.14</i>	\$419
ML2472C	72 x 24 x 2 <i>1829 x 610 x 51</i>	22.25 <i>10.09</i>	5.2 <i>0.14</i>	\$449

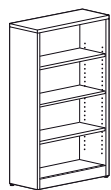
Cushions for 24"D low storage. Storage must have a finished laminate top to accept the cushion. Waterfall front and back edge, attaches with Velcro strips (supplied). Can be upholstered in all OTG seating fabrics including Luxhide finishes in polyurethane (PU) mock leather (see page 149). Shipped assembled in 1 carton.

Limited Lifetime Warranty (5-year exceptions apply - see page 153).

In seating applications, weight capacity for this series is 300 lbs.

Alternate textile options: Graded-in textiles are available. No minimum quantities. Contact Customer Service for pricing.

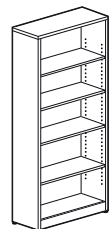
BOOKCASES



Bookcase

ML48BC	30 x 12 x 48 <i>762 x 305 x 1219</i>	120 <i>54.43</i>	3 <i>0.08</i>	\$419
--------	---	---------------------	------------------	--------------

48"H. Three adjustable ¹¹/₁₆" thick shelves. Four levelers. Shipped easy to assemble in 1 carton.

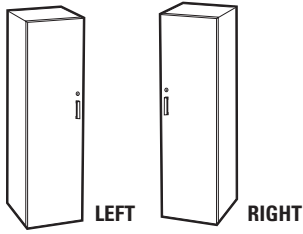


Bookcase

ML65BC	30 x 12 x 65 <i>762 x 305 x 1651</i>	155 <i>70.31</i>	4 <i>0.11</i>	\$540
--------	---	---------------------	------------------	--------------

65"H. One fixed shelf and three adjustable. ¹¹/₁₆" thick shelves. Four levelers. Shipped easy to assemble in 1 carton.

WARDROBES

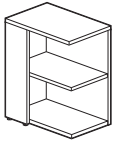


Personal Wardrobe

MODEL #	DIMENSIONS ^{IN} _{MM}	WEIGHT ^{LB} _{KG}	VOLUME ^{FT³} _{MT³}	LIST PRICE
ML6518WDL	18 x 24 x 65	175	18	\$832
	457 x 610 x 1651	79.38	0.5	
ML6518WDR	18 x 24 x 65	175	18	\$832
	457 x 610 x 1651	79.38	0.5	

65"H. Personal wardrobe hinged on the left (left hand) or right (right hand). Includes coat bar and one fixed shelf with 9" clearance between shelf and top of cabinet. Shipped assembled in 1 carton.

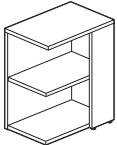
END SHELVES



End Shelf - LEFT

ML1629SHL	16 x 24 x 29	66	2.5	\$386
	406 x 610 x 737	29.94	0.07	

29"H. For use at the end of 29"H units. One fixed shelf. Shipped easy to assemble in 1 carton.

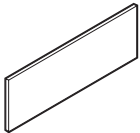


End Shelf - RIGHT

ML1629SHR	16 x 24 x 29	66	2.5	\$386
	406 x 610 x 737	29.94	0.07	

29"H. For use at the end of 29"H units. One fixed shelf. Shipped easy to assemble in 1 carton.

TACKBOARDS



Tackboard

ML66TB	64 x 1 x 15.75	6.4	1.3	\$192
	1626 x 25 x 400	2.9	0.03	
ML72TB	70 x 1 x 15.75	7	1.3	\$200
	1778 x 25 x 400	3.18	0.03	

Fabric covered tackboard. Includes mounting screws. See page 87 for color options. Shipped in 1 carton.

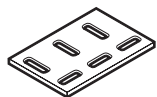
ACCESSORIES



Wire Manager

ML24WM2	24 x 2 x 2	1	0.1	\$42
	610 x 51 x 51	0.45	-	

24"W plastic tray flexes to receive and hold electrical and data wires. Quickly attaches with two strips of two-sided tape. **Black** only. Shipped in 1 carton.



Flush Plate

MLFP	5 x 3 x 0.06	1	1	\$12
	127 x 76 x 2	0.45	0.02	

Used to connect worksurfaces of the same height. **Black** only.

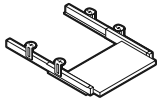


Handle

MLHS	5.25 x 1 x 0.5	1	1	\$16
	133 x 25 x 13	0.45	0.02	

Replacement handle. **Silver** finish.

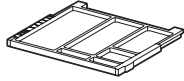
ACCESSORIES **MODEL #** **DIMENSIONS** ^{IN}/_{MM} **WEIGHT** ^{LB}/_{KG} **VOLUME** ^{FT³}/_{MT³} **LIST PRICE**



Keyboard Tray

	W x D x H			
MLKB	22 x 12 x 0.68	13	1.5	\$113
	559 x 305 x 17	5.9	0.04	

22"W laminate keyboard tray. Mounting hardware included. Available in standard Ionic laminate finishes, see page 150. Shipped assembled in 1 carton.

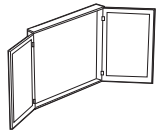


Center Drawer - 22"

MLPD	22.5 x 15 x 1.5	2	0.7	\$125
	572 x 381 x 38	0.91	0.01	

Provides storage for writing instruments and small items at the workspace. Attaches to the underside of the worksurface with included drawer slides. Shipped assembled in 1 carton.

- Black ABS plastic only.



Presentation Board

ML4848VB	48 x 5 x 48	110	11	\$1003
	1219 x 127 x 1219	49.9	0.31	

Double door visual presentation cabinet. Erasable and easy to clean whiteboard and two tackboards on doors in a Medium Taupe (LL11) fabric. Case finish available in Ionic standard laminate finishes, see page 150. Mounting method to be determined on site by installer as building conditions vary. Shipped assembled in 1 carton.

BOARDROOM AND MULTI-PURPOSE TABLES

MODEL #	DIMENSIONS ^{IN} _{MM}	WEIGHT ^{LB} _{KG}	VOLUME ^{FT³} _{MT³}	LIST PRICE
---------	---	---------------------------------------	---	------------


W x D x H



Boardroom Table - Round

ML42R	42 x - x 29 1067 x - x 737	82 37.19	5 0.14	\$436
-------	-------------------------------	-------------	-----------	--------------

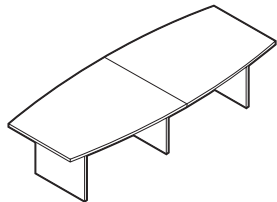
One-piece round top. Laminate X bases. 1" thick top. Shipped easy to assemble in 2 cartons.



Boardroom Table - Boat Shaped

ML96BT	96 x 48 x 29 2438 x 1219 x 737	213 96.62	18 0.5	\$843
--------	-----------------------------------	--------------	-----------	--------------

One-piece boat shape top. Two slab laminate bases. 1 1/8" thick top. Top tapers to 40" wide at the ends. Shipped easy to assemble in 3 cartons.



Boardroom Table - Boat Shaped

ML120BT	120 x 48 x 29 3048 x 1219 x 737	284 128.82	21 0.59	\$1162
ML144BT	144 x 48 x 29 3658 x 1219 x 737	326 147.87	18.5 0.52	\$1525

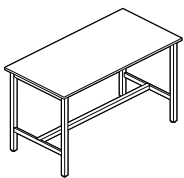
Two-piece boat shape top. Three slab laminate bases. 1 1/8" thick top. Top tapers to 40" wide at the end. Shipped easy to assemble in 3 cartons.

30" deep

ML4830BHT	48 x 30 x 42 1219 x 762 x 1067	108 48.99	7.7 0.21	\$853
ML6030BHT	60 x 30 x 42 1524 x 762 x 1067	125 56.7	8.5 0.24	\$907
ML7230BHT	72 x 30 x 42 1829 x 762 x 1067	141 63.96	9.3 0.26	\$961

36" deep

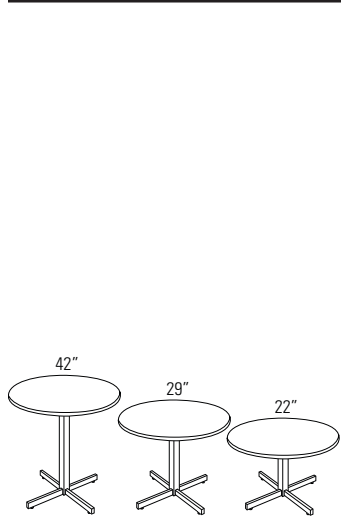
ML4836BHT	48 x 36 x 42 1219 x 914 x 1067	124 56.25	9.1 0.25	\$934
ML6036BHT	60 x 36 x 42 1524 x 914 x 1067	144 65.32	10.1 0.28	\$988
ML7236BHT	72 x 36 x 42 1829 x 914 x 1067	162 73.48	11 0.31	\$1042



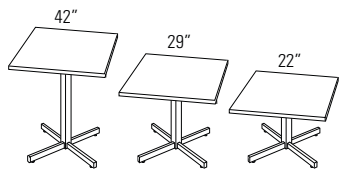
Bar Height Maker Table

1" thick thermally fused laminate top with painted steel H-legs and footbar. Includes adjustable leveling glides. Shipped easy to assemble in 3 cartons.

BOARDROOM AND MULTI-PURPOSE TABLES



Round Table - X- Base



Square Table - X- Base



NEW
For availability, contact
Customer service

Height Adjustable Personal Table

MODEL #	DIMENSIONS ^{IN} _{MM}	WEIGHT ^{LB} _{KG}	VOLUME ^{FT³} _{MT³}	LIST PRICE
---------	---	---------------------------------------	---	------------

W x D x H

22" high				
ML30RX22	30 x 30 x 22 762 x 762 x 559	40 18.14	11.5 0.32	\$408
ML36RX22	36 x 36 x 22 914 x 914 x 559	56 25.4	17 0.48	\$474
29" high				
ML30RX	30 x 30 x 29 762 x 762 x 737	40 18.14	14.3 0.4	\$408
ML36RX	36 x 36 x 29 914 x 914 x 737	56 25.4	21 0.59	\$474
ML42RX	42 x 42 x 29 1067 x 1067 x 737	64 29.03	21.5 0.6	\$579
42" high				
ML30RX42	30 x 30 x 42 762 x 762 x 1067	40 18.14	15.3 0.43	\$427
ML36RX42	36 x 36 x 42 914 x 914 x 1067	56 25.4	22 0.62	\$490

One piece round 1" thick thermally fused laminate top with painted steel X base; (X base column 2.5" square with 1" x 2" rectangular feet, leveling glides and end caps to complement painted finish included.) Shipped easy to assemble in 2 cartons.

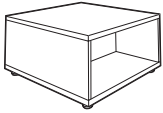
22" high				
ML30SX22	30 x 30 x 22 762 x 762 x 559	45 20.41	11.5 0.32	\$408
ML36SX22	36 x 36 x 22 914 x 914 x 559	64 29.03	17 0.48	\$474
29" high				
ML30SX	30 x 30 x 29 762 x 762 x 737	45 20.41	14.3 0.4	\$408
ML36SX	36 x 36 x 29 914 x 914 x 737	64 29.03	21 0.59	\$474
ML42SX	42 x 42 x 29 1067 x 1067 x 737	78 35.38	21.5 0.6	\$579
42" high				
ML30SX42	30 x 30 x 42 762 x 762 x 1067	45 20.41	15.6 0.44	\$427
ML36SX42	36 x 36 x 42 914 x 914 x 1067	64 29.03	22.6 0.63	\$490

One piece square 1" thick thermally fused laminate top with painted steel X base; (X base column 2.5" square with 1" x 2" rectangular feet, leveling glides and end caps to complement painted finish included.) Shipped easy to assemble in 2 cartons.

ML2819PPT	28 x 19 x 28.3-43.8 711 x 483 x 719-1113	37.8 17.15	2.71 0.07	\$433
-----------	---	---------------	--------------	--------------

Pneumatic height adjustable personal table with locking casters. Range of adjustability with 1" thick thermally fused laminate top is 28.3" to 43.8"H. Tungsten base only. Square tube detailing complements the Ionic series desking components. Shipped easy to assemble in 2 cartons.

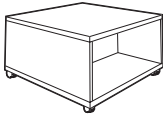
COFFEE TABLES



Square Coffee Side Table

MODEL #	DIMENSIONS ^{IN} _{MM}	WEIGHT ^{LB} _{KG}	VOLUME ^{FT³} _{MT³}	LIST PRICE	WRS ADD
ML2929CT	29 x 29 x 16	83	10	\$625	N/A
	737 x 737 x 406	37.65	0.28		

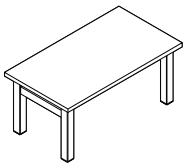
16"H. Square coffee or side table. Open from two sides with center divider. Shipped assembled in 1 carton.



Mobile Square Coffee Side Table

ML2929CTM	29 x 29 x 16	83	10	\$680	N/A
	737 x 737 x 406	37.65	0.28		

16"H. Mobile square coffee or side table. Open from two sides with center divider. Shipped assembled in 1 carton.

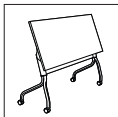
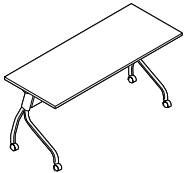


Rectangular Coffee Table w/H-legs

ML3620CH	36 x 20 x 16	46	3	\$459	N/A
	914 x 508 x 406	20.87	0.08		
ML4220CH	42 x 20 x 16	50	3.2	\$473	N/A
	1067 x 508 x 406	22.68	0.09		

16"H with 1" thick thermally fused laminate top and two 15"H steel H-legs. Shipped easy to assemble in 2 cartons.

TRAINING TABLES



Flip-Top Table

ML4824FT	48 x 24 x 29.5	65.9	2	\$569	\$132
	1219 x 610 x 749	29.89	0.05		
ML6024FT	60 x 24 x 29.5	74.7	4.6	\$622	\$163
	1524 x 610 x 749	33.88	0.13		
ML7224FT	72 x 24 x 29.5	86.6	5.1	\$681	\$194
	1829 x 610 x 749	39.28	0.14		

Flip-top table with 1" thick thermally fused laminate top with factory installed inserts to connect the leg assembly. Y-legs and integral modesty panel in Tungsten finish only. Locking casters. 5.25" nesting creep per table when flipped and stored. Shipped easy to assemble in 3 cartons.

ELECTRIC HEIGHT ADJUSTABLE TABLES

GENERAL INFORMATION

- Effective option to aid in workplace wellness programs; Ionic height adjustable tables allow you to move freely between sitting and standing without work interruption throughout the day.
- Tables can be used stand alone or in conjunction with freestanding Ionic desking products.
- Available in both two-leg rectangular tables or three-leg L-shaped workstations.
- Tops are available in all Ionic laminate finishes.
- May be specified as complete tables or may order tops and bases separately.
- Quiet hex rod driven single motor base with 220 lbs. lift capacity.
- Operates at 0.75" per second.
- Easy to use up-down controller with digital read-out and three memory programmable positions.
- Privacy panels are available.
- Range of adjustability with 1" top is 27.8" to 45.5"H.
- Range of adjustability of the base only is 26.8" to 44.5"H.
- 10 foot long power cord.
- Meets applicable ANSI/BIFMA x5.5 standards.
- Laminate tops covered by Global's lifetime warranty.
Five-year warranty on base components including electrical components and motorized parts.
- Greenguard Certified

TOP FINISHES

ACJ	Absolute Acajou	NBL	Noce Biondo
ASN	Asian Night	NGL	Noce Grigio
AWC	Avant Cherry	NEL	Noce Leggero
AWH	Avant Honey	NML	Noce Medio
CMB	Clear Maple	SKC	Shaker Cherry
DES	Dark Espresso	TWL	Tiger Walnut
DWT	Designer White	WHC	White Chocolate
HGT	Hayden Grey	WCR	Winter Cherry

CONSTRUCTION

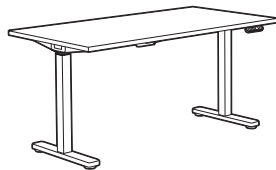
- 1" thick tops are made from 45 lb. density particle board covered with high performance thermally fused laminate and matching 2mm edge.
- Frame and legs are made from steel tubing and flat steel components, available in Silver only.
- T-leg with round foot design includes adjustable levelers.
- Telescopic support beam accommodates:
 - 46" to 72" wide tops, 23" to 30" deep (two-leg rectangular tables).
 - Up to 72" x 66" footprint (three-leg L-shaped workstations).

TOP DIMENSIONS

- All worksurfaces are dimensioned to allow 1" gap around perimeter.

ELECTRIC HEIGHT ADJUSTABLE TABLES

MODEL #	DIMENSIONS IN MM	WEIGHT LB KG	VOLUME FT ³ MT ³	LIST PRICE
	W x D x H			
ML4824ET2	46 x 23 x 27.8-45.5 <i>1168 x 584 x 706-1156</i>	85 <i>38.56</i>	4.06 <i>0.11</i>	\$1171
ML6024ET2	58 x 23 x 27.8-45.5 <i>1473 x 584 x 706-1156</i>	93.5 <i>42.41</i>	4.42 <i>0.12</i>	\$1214
ML7224ET2	70 x 23 x 27.8-45.5 <i>1778 x 584 x 706-1156</i>	102 <i>46.27</i>	4.72 <i>0.13</i>	\$1264
ML6030ET2	58 x 29 x 27.8-45.5 <i>1473 x 737 x 706-1156</i>	104 <i>47.17</i>	4.88 <i>0.13</i>	\$1268
ML7230ET2	70 x 29 x 27.8-45.5 <i>1778 x 737 x 706-1156</i>	115 <i>52.16</i>	5.25 <i>0.14</i>	\$1321



Rectangular Table - 2 legs

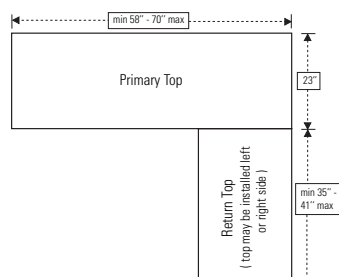
1" thick laminate top with matching 2mm edge. Silver base only. Shipped easy to assemble in 3 cartons.



L-Shaped Workstation - 3 legs

MVL6060ET	58 x 58 x 27.8-45.5 <i>1473 x 1473 x 706-1156</i>	165 <i>74.84</i>	6.02 <i>0.17</i>	\$2120
MVL6066ET	58 x 64 x 27.8-45.5 <i>1473 x 1626 x 706-1156</i>	170 <i>77.11</i>	6.12 <i>0.17</i>	\$2129
MVL6660ET	64 x 58 x 27.8-45.5 <i>1626 x 1473 x 706-1156</i>	169 <i>76.66</i>	6.2 <i>0.17</i>	\$2146
MVL6666ET	64 x 64 x 27.8-45.5 <i>1626 x 1626 x 706-1156</i>	174 <i>78.93</i>	6.3 <i>0.17</i>	\$2155
MVL7260ET	70 x 58 x 27.8-45.5 <i>1778 x 1473 x 706-1156</i>	173 <i>78.47</i>	6.32 <i>0.17</i>	\$2171
MVL7266ET	70 x 64 x 27.8-45.5 <i>1778 x 1626 x 706-1156</i>	178 <i>80.74</i>	6.42 <i>0.18</i>	\$2179

1" thick laminate top with matching 2mm edge. Silver base only. Shipped easy to assemble in 3 cartons.


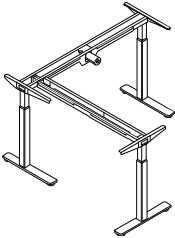
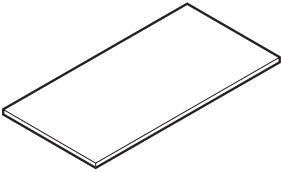
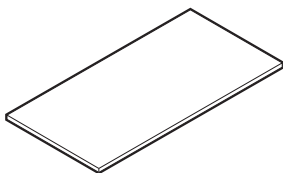


L-SHAPED WORKSTATION FOOTPRINT DIMENSIONS			
Model	Primary top	Return top	Overall actual
MVL6060ET	58"W x 23"D	35"W x 23"D	58"W x 58"D
MVL6066ET	58"W x 23"D	41"W x 23"D	58"W x 64"D
MVL6660ET	64"W x 23"D	35"W x 23"D	64"W x 58"D
MVL6666ET	64"W x 23"D	41"W x 23"D	64"W x 64"D
MVL7260ET	70"W x 23"D	35"W x 23"D	70"W x 58"D
MVL7266ET	70"W x 23"D	41"W x 23"D	70"W x 64"D

ELECTRIC HEIGHT ADJUSTABLE TABLES

WARRANTY

Customer assumes full responsibility for the attachment method of worksurfaces that were not purchased as part of a complete table assembly. Failure to secure the worksurface capable of supporting the load capacity tested to may result in property damage and/or personal injury. Customer agrees to indemnify and hold harmless Global Upholstery Co. Inc., its affiliates, subsidiaries, officers, directors, employees and shareholders (collectively "Global") from and against any lawsuits or threat of lawsuits and all liabilities, direct or implied, claims, proceedings, actions, causes of action, damages, losses, costs and expenses, including, without limitation, legal fees whatsoever which Global may suffer or incur as a result of fulfilling your product order. Customer acknowledges that product not purchased as a complete table assembly will not be covered under Global's Lifetime Warranty.

ELECTRIC HAT COMPONENTS	MODEL #	DIMENSIONS IN MM	WEIGHT LB KG	VOLUME FT ³ MT ³	LIST PRICE																																																		
 <p>Electric HAT - 2-Leg Base Only</p>	W x D x H																																																						
	MLEBDD162	46 x 21.5 x 26.8-44.5 <i>1168 x 546.1 x 681-1130</i>	51 <i>23.13</i>	2.4 <i>0.06</i>	\$905																																																		
<p>2-leg table base for use with MLxxxxHAT tops listed below. Cannot be converted to a 3-legged table base. Silver finish only. Range of adjustability without top is 26.8" to 44.5"H. Width adjustable for tops 46" to 72"H. Shipped easy to assemble in 1 carton.</p>																																																							
 <p>Electric HAT - 3-Leg Base Only</p>	<table border="1"> <tbody> <tr> <td>MLEBDD16L</td> <td>54 x 54 x 26.8-44.5 <i>1372 x 1372 x 681-1130</i></td> <td>95 <i>43.09</i></td> <td>2.7 <i>0.07</i></td> <td>\$1565</td> </tr> </tbody> </table> <p>3-leg table base for use with one MLxxxxHAT top listed below and one MLxxxxRHT top listed below. Cannot be converted to a 2-legged table base. Silver finish only. Range of adjustability without top is 26.8" to 44.5"H. Width adjustable for tops 46" to 72"H. Shipped easy to assemble in 1 carton.</p>					MLEBDD16L	54 x 54 x 26.8-44.5 <i>1372 x 1372 x 681-1130</i>	95 <i>43.09</i>	2.7 <i>0.07</i>	\$1565																																													
	MLEBDD16L	54 x 54 x 26.8-44.5 <i>1372 x 1372 x 681-1130</i>	95 <i>43.09</i>	2.7 <i>0.07</i>	\$1565																																																		
<table border="1"> <tbody> <tr> <td>ML4623HAT</td> <td>46 x 23 x 1 <i>1168 x 584 x 25</i></td> <td>34 <i>15.42</i></td> <td>1.66 <i>0.04</i></td> <td>\$265</td> </tr> <tr> <td>ML5223HAT</td> <td>52 x 23 x 1 <i>1321 x 584 x 25</i></td> <td>38.3 <i>17.37</i></td> <td>1.84 <i>0.05</i></td> <td>\$287</td> </tr> <tr> <td>ML5823HAT</td> <td>58 x 23 x 1 <i>1473 x 584 x 25</i></td> <td>42.5 <i>19.28</i></td> <td>2.02 <i>0.05</i></td> <td>\$308</td> </tr> <tr> <td>ML6423HAT</td> <td>64 x 23 x 1 <i>1626 x 584 x 25</i></td> <td>46.8 <i>21.23</i></td> <td>2.2 <i>0.06</i></td> <td>\$334</td> </tr> <tr> <td>ML7023HAT</td> <td>70 x 23 x 1 <i>1778 x 584 x 25</i></td> <td>51 <i>23.13</i></td> <td>2.32 <i>0.06</i></td> <td>\$359</td> </tr> <tr> <td>ML4629HAT</td> <td>46 x 29 x 1 <i>1168 x 737 x 25</i></td> <td>42.5 <i>19.28</i></td> <td>2.04 <i>0.05</i></td> <td>\$320</td> </tr> <tr> <td>ML5229HAT</td> <td>52 x 29 x 1 <i>1321 x 737 x 25</i></td> <td>47.8 <i>21.68</i></td> <td>2.26 <i>0.06</i></td> <td>\$341</td> </tr> <tr> <td>ML5829HAT</td> <td>58 x 29 x 1 <i>1473 x 737 x 25</i></td> <td>53.1 <i>24.09</i></td> <td>2.48 <i>0.07</i></td> <td>\$363</td> </tr> <tr> <td>ML6429HAT</td> <td>64 x 29 x 1 <i>1626 x 737 x 25</i></td> <td>58.4 <i>26.49</i></td> <td>2.7 <i>0.07</i></td> <td>\$390</td> </tr> <tr> <td>ML7029HAT</td> <td>70 x 29 x 1 <i>1778 x 737 x 25</i></td> <td>63.8 <i>28.94</i></td> <td>2.85 <i>0.08</i></td> <td>\$415</td> </tr> </tbody> </table>						ML4623HAT	46 x 23 x 1 <i>1168 x 584 x 25</i>	34 <i>15.42</i>	1.66 <i>0.04</i>	\$265	ML5223HAT	52 x 23 x 1 <i>1321 x 584 x 25</i>	38.3 <i>17.37</i>	1.84 <i>0.05</i>	\$287	ML5823HAT	58 x 23 x 1 <i>1473 x 584 x 25</i>	42.5 <i>19.28</i>	2.02 <i>0.05</i>	\$308	ML6423HAT	64 x 23 x 1 <i>1626 x 584 x 25</i>	46.8 <i>21.23</i>	2.2 <i>0.06</i>	\$334	ML7023HAT	70 x 23 x 1 <i>1778 x 584 x 25</i>	51 <i>23.13</i>	2.32 <i>0.06</i>	\$359	ML4629HAT	46 x 29 x 1 <i>1168 x 737 x 25</i>	42.5 <i>19.28</i>	2.04 <i>0.05</i>	\$320	ML5229HAT	52 x 29 x 1 <i>1321 x 737 x 25</i>	47.8 <i>21.68</i>	2.26 <i>0.06</i>	\$341	ML5829HAT	58 x 29 x 1 <i>1473 x 737 x 25</i>	53.1 <i>24.09</i>	2.48 <i>0.07</i>	\$363	ML6429HAT	64 x 29 x 1 <i>1626 x 737 x 25</i>	58.4 <i>26.49</i>	2.7 <i>0.07</i>	\$390	ML7029HAT	70 x 29 x 1 <i>1778 x 737 x 25</i>	63.8 <i>28.94</i>	2.85 <i>0.08</i>	\$415
ML4623HAT	46 x 23 x 1 <i>1168 x 584 x 25</i>	34 <i>15.42</i>	1.66 <i>0.04</i>	\$265																																																			
ML5223HAT	52 x 23 x 1 <i>1321 x 584 x 25</i>	38.3 <i>17.37</i>	1.84 <i>0.05</i>	\$287																																																			
ML5823HAT	58 x 23 x 1 <i>1473 x 584 x 25</i>	42.5 <i>19.28</i>	2.02 <i>0.05</i>	\$308																																																			
ML6423HAT	64 x 23 x 1 <i>1626 x 584 x 25</i>	46.8 <i>21.23</i>	2.2 <i>0.06</i>	\$334																																																			
ML7023HAT	70 x 23 x 1 <i>1778 x 584 x 25</i>	51 <i>23.13</i>	2.32 <i>0.06</i>	\$359																																																			
ML4629HAT	46 x 29 x 1 <i>1168 x 737 x 25</i>	42.5 <i>19.28</i>	2.04 <i>0.05</i>	\$320																																																			
ML5229HAT	52 x 29 x 1 <i>1321 x 737 x 25</i>	47.8 <i>21.68</i>	2.26 <i>0.06</i>	\$341																																																			
ML5829HAT	58 x 29 x 1 <i>1473 x 737 x 25</i>	53.1 <i>24.09</i>	2.48 <i>0.07</i>	\$363																																																			
ML6429HAT	64 x 29 x 1 <i>1626 x 737 x 25</i>	58.4 <i>26.49</i>	2.7 <i>0.07</i>	\$390																																																			
ML7029HAT	70 x 29 x 1 <i>1778 x 737 x 25</i>	63.8 <i>28.94</i>	2.85 <i>0.08</i>	\$415																																																			
 <p>Tops For Use with 2 or 3-Leg Bases</p>	<p>For use with MLEBDD162 or MLEBDD16L as a primary top. 1" thick laminate top with matching 2mm edge.</p>																																																						
	<table border="1"> <tbody> <tr> <td>ML3523RHT</td> <td>35 x 23 x 1 <i>889 x 584 x 25</i></td> <td>27 <i>12.25</i></td> <td>1.3 <i>0.03</i></td> <td>\$247</td> </tr> <tr> <td>ML4123RHT</td> <td>41 x 23 x 1 <i>1041 x 584 x 25-1149</i></td> <td>32 <i>14.51</i></td> <td>1.4 <i>0.03</i></td> <td>\$256</td> </tr> </tbody> </table>						ML3523RHT	35 x 23 x 1 <i>889 x 584 x 25</i>	27 <i>12.25</i>	1.3 <i>0.03</i>	\$247	ML4123RHT	41 x 23 x 1 <i>1041 x 584 x 25-1149</i>	32 <i>14.51</i>	1.4 <i>0.03</i>	\$256																																							
ML3523RHT	35 x 23 x 1 <i>889 x 584 x 25</i>	27 <i>12.25</i>	1.3 <i>0.03</i>	\$247																																																			
ML4123RHT	41 x 23 x 1 <i>1041 x 584 x 25-1149</i>	32 <i>14.51</i>	1.4 <i>0.03</i>	\$256																																																			
 <p>Return Tops For Use with 3-Leg Base</p>	<p>For use with MLEBDD16L and one primary top (MLxxxxHAT). 1" thick laminate top with matching 2mm edge.</p>																																																						

PRIVACY PANELS

GENERAL INFORMATION

- Ideal for height adjustable, freestanding or overlapping table desks.
- Install quickly and simply onto the front, back or side edge of a 1" or 1 1/16" thick work surface.
- Can be oriented upwards as a desktop divider or downwards as a modesty panel.
- Available in an array of fabric options or high pressure laminate finishes to complement any decor.
- It is recommended to select a privacy panel 6" less in width than the surface it is being mounting on. The underside or top side of the surface mounting to should have a minimum 3" depth free and clear along the length of the surface for mounting.
- Finished height 13.25" with mounting brackets. 12.5" without mounting brackets.

LAMINATE PRIVACY PANEL FINISHES

- With matching 0.5mm thick edge.

ACJ	Absolute Acajou	NBL	Noce Biondo
ASN	Asian Night	NGL	Noce Grigio
AWC	Avant Cherry	NEL	Noce Leggero
AWH	Avant Honey	NML	Noce Medio
CMB	Clear Maple	SKC	Shaker Cherry
DES	Dark Espresso	TWL	Tiger Walnut
DWT	Designer White	WHC	White Chocolate
HGT	Hayden Grey	WCR	Winter Cherry

FABRIC PRIVACY PANELS

- Frameless and non-tackable
- Available in the following fabrics:
Anchorage, Carrera, Fusion, Hudson, Jenny, Urban and Waterfall

PRIVACY PANEL BRACKETS

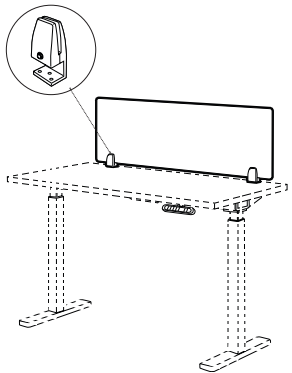
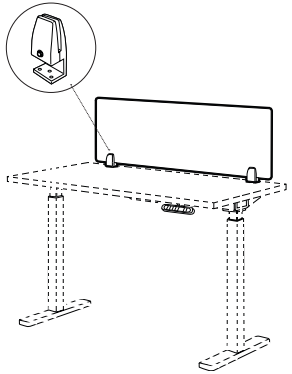
- Each bracket is a two-piece die-cast assembly in Silver finish and are affixed to the work surface with three screws.
- Two brackets are included with 24" to 54" wide panels; three brackets with 60" and 66" wide panels.

PRIVACY PANEL AND SCREENS

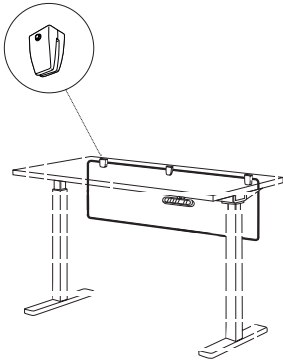
- MLxxUMF/MLxxUML privacy panels, MVLAPxx acrylic privacy panels and MVLPET felt screens may be used as center dividers with Ionic benching kits - see page 122.
- Adapter brackets are required to center mount the panels/screens between dual sided table desk. For brackets, see page 125.

PET FELT PRIVACY SCREEN

- 9mm thick PET Felt, 100% PET polyester fibre.
- Tackable felt-like finish, in the following finishes:
MST Mist SFR Sunflower
PWT Pewter LAP Lapis
GPH Graphite RBY Ruby

PRIVACY PANELS	MODEL #	DIMENSIONS	WEIGHT	VOLUME	LIST PRICE	
		^{IN} MM	^{LB} KG	^{FT³} MT ³		
 <p>Fabric Privacy Panel - Upmount</p>		W x D x H				
	ML1324DMF	24 x 0.5 x 13.25 <i>610 x 13 x 337</i>	2.6 <i>1.18</i>	0.4 <i>0.01</i>	\$394	
	ML1330DMF	30 x 0.5 x 13.25 <i>762 x 13 x 337</i>	3 <i>1.36</i>	0.5 <i>0.01</i>	\$396	
	ML1336DMF	36 x 0.5 x 13.25 <i>914 x 13 x 337</i>	3.6 <i>1.63</i>	0.6 <i>0.01</i>	\$426	
	ML1342DMF	42 x 0.5 x 13.25 <i>1067 x 13 x 337</i>	4.2 <i>1.91</i>	0.7 <i>0.01</i>	\$456	
	ML1348DMF	48 x 0.5 x 13.25 <i>1219 x 13 x 337</i>	4.8 <i>2.18</i>	0.8 <i>0.02</i>	\$457	
	ML1354DMF	54 x 0.5 x 13.25 <i>1372 x 13 x 337</i>	5.4 <i>2.45</i>	0.9 <i>0.02</i>	\$487	
	ML1360DMF	60 x 0.5 x 13.25 <i>1524 x 13 x 337</i>	6 <i>2.72</i>	1 <i>0.02</i>	\$654	
	ML1366DMF	66 x 0.5 x 13.25 <i>1676 x 13 x 337</i>	6.6 <i>2.99</i>	1.1 <i>0.03</i>	\$677	
	Mounts to a 1" or 1 1/16" thick work surface. Mounting brackets included. Not for use with Ionic benching kits. Shipped easy to assemble in 1 carton.					
 <p>Laminate Privacy Panel - Upmount</p>	ML1324DML	23.75 x 0.44 x 13.25 <i>603 x 11 x 337</i>	14.4 <i>6.53</i>	0.5 <i>0.01</i>	\$249	
	ML1330DML	29.75 x 0.44 x 13.25 <i>756 x 11 x 337</i>	17.1 <i>7.76</i>	0.6 <i>0.01</i>	\$332	
	ML1336DML	35.75 x 0.44 x 13.25 <i>908 x 11 x 337</i>	19.8 <i>8.98</i>	0.7 <i>0.01</i>	\$357	
	ML1342DML	41.75 x 0.44 x 13.25 <i>1060 x 11 x 337</i>	22.6 <i>10.25</i>	0.8 <i>0.02</i>	\$360	
	ML1348DML	47.75 x 0.44 x 13.25 <i>1213 x 11 x 337</i>	25.3 <i>11.48</i>	0.9 <i>0.02</i>	\$376	
	ML1354DML	53.75 x 0.44 x 13.25 <i>1365 x 11 x 337</i>	28 <i>12.7</i>	1 <i>0.02</i>	\$446	
	ML1360DML	59.75 x 0.44 x 13.25 <i>1518 x 11 x 337</i>	31.2 <i>14.15</i>	1.1 <i>0.03</i>	\$509	
	ML1366DML	65.75 x 0.44 x 13.25 <i>1670 x 11 x 337</i>	33.9 <i>15.38</i>	1.2 <i>0.03</i>	\$532	
	Mounts to a 1" or 1 1/16" thick work surface. Mounting brackets included. Not for use with Ionic benching kits. Shipped easy to assemble in 1 carton.					

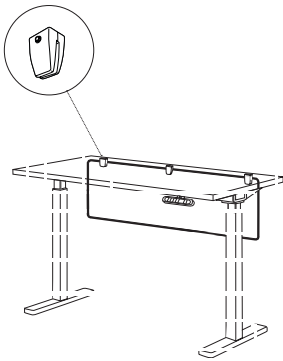
PRIVACY PANELS



Fabric Privacy Panel - Undermount

MODEL #	DIMENSIONS ^{IN} _{MM}	WEIGHT ^{LB} _{KG}	VOLUME ^{FT³} _{MT³}	LIST PRICE
W x D x H				
ML1324UMF	24 x 0.5 x 13.25 <i>610 x 13 x 337</i>	2.6 <i>1.18</i>	0.4 <i>0.01</i>	\$394
ML1330UMF	30 x 0.5 x 13.25 <i>762 x 13 x 337</i>	3 <i>1.36</i>	0.5 <i>0.01</i>	\$396
ML1336UMF	36 x 0.5 x 13.25 <i>914 x 13 x 337</i>	3.6 <i>1.63</i>	0.6 <i>0.01</i>	\$426
ML1342UMF	42 x 0.5 x 13.25 <i>1067 x 13 x 337</i>	4.2 <i>1.91</i>	0.7 <i>0.01</i>	\$456
ML1348UMF	48 x 0.5 x 13.25 <i>1219 x 13 x 337</i>	4.8 <i>2.18</i>	0.8 <i>0.02</i>	\$457
ML1354UMF	54 x 0.5 x 13.25 <i>1372 x 13 x 337</i>	5.4 <i>2.45</i>	0.9 <i>0.02</i>	\$487
ML1360UMF	60 x 0.5 x 13.25 <i>1524 x 13 x 337</i>	6 <i>2.72</i>	1 <i>0.02</i>	\$654
ML1366UMF	66 x 0.5 x 13.25 <i>1676 x 13 x 337</i>	6.6 <i>2.99</i>	1.1 <i>0.03</i>	\$677

Mounts to a 1" or 1 1/16" thick worksurface. Mounting brackets included. To add privacy panels to Ionic benching kits (pages 122-124), use undermount privacy panels with adapter brackets MVLPPABx (page 125). Shipped easy to assemble in 1 carton.



Laminate Privacy Panel - Undermount

ML1324UML	23.75 x 0.44 x 13.25 <i>603 x 11 x 337</i>	14.7 <i>6.53</i>	0.5 <i>0.01</i>	\$249
ML1330UML	29.75 x 0.44 x 13.25 <i>756 x 11 x 337</i>	17.4 <i>7.89</i>	0.6 <i>0.01</i>	\$332
ML1336UML	35.75 x 0.44 x 13.25 <i>908 x 11 x 337</i>	20.2 <i>9.16</i>	0.7 <i>0.01</i>	\$357
ML1342UML	41.75 x 0.44 x 13.25 <i>1060 x 11 x 337</i>	23 <i>10.43</i>	0.8 <i>0.02</i>	\$360
ML1348UML	47.75 x 0.44 x 13.25 <i>1213 x 11 x 337</i>	25.7 <i>11.66</i>	0.9 <i>0.02</i>	\$376
ML1354UML	53.75 x 0.44 x 13.25 <i>1365 x 11 x 337</i>	28.5 <i>12.93</i>	1 <i>0.02</i>	\$446
ML1360UML	59.75 x 0.44 x 13.25 <i>1518 x 11 x 337</i>	31.7 <i>14.38</i>	1.1 <i>0.03</i>	\$509
ML1366UML	65.75 x 0.44 x 13.25 <i>1670 x 11 x 337</i>	34.5 <i>15.65</i>	1.2 <i>0.03</i>	\$532

Mounts to a 1" or 1 1/16" thick worksurface. Mounting brackets included. To add privacy panels to Ionic benching kits (pages 122-124), use undermount privacy panels with adapter brackets MVLPPABx (page 125). Shipped easy to assemble in 1 carton.

PRIVACY PANELS	MODEL #	DIMENSIONS ^{IN} _{MM}	WEIGHT ^{LB} _{KG}	VOLUME ^{FT³} _{MT³}	LIST PRICE
----------------	---------	---	---------------------------------------	---	------------

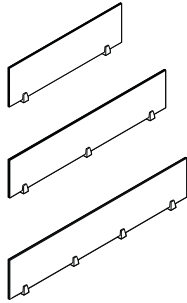
W x D x H

Set of 1

MVLPET42-1	42 x 0.36 x 13.25 <i>1067 x 9 x 337</i>	2.6 <i>1.18</i>	0.8 <i>0.02</i>	\$253
MVLPET48-1	48 x 0.36 x 13.25 <i>1219 x 9 x 337</i>	3.3 <i>1.5</i>	0.9 <i>0.02</i>	\$266
MVLPET54-1	54 x 0.36 x 13.25 <i>1372 x 9 x 337</i>	3.6 <i>1.63</i>	1 <i>0.02</i>	\$341
MVLPET60-1	60 x 0.36 x 13.25 <i>1524 x 9 x 337</i>	3.8 <i>1.72</i>	1.1 <i>0.03</i>	\$353
MVLPET66-1	66 x 0.36 x 13.25 <i>1676 x 9 x 337</i>	4.5 <i>2.04</i>	1.3 <i>0.03</i>	\$415

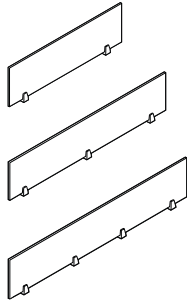
Set of 4

MVLPET42-4	42 x 0.36 x 13.25 <i>1067 x 9 x 337</i>	9.5 <i>4.31</i>	0.8 <i>0.02</i>	\$968
MVLPET48-4	48 x 0.36 x 13.25 <i>1219 x 9 x 337</i>	11.9 <i>5.4</i>	1 <i>0.02</i>	\$1012
MVLPET54-4	54 x 0.36 x 13.25 <i>1372 x 9 x 337</i>	12.8 <i>5.81</i>	1.1 <i>0.03</i>	\$1307
MVLPET60-4	60 x 0.36 x 13.25 <i>1524 x 9 x 337</i>	13.8 <i>6.26</i>	1.2 <i>0.03</i>	\$1345
MVLPET66-4	66 x 0.36 x 13.25 <i>1676 x 9 x 337</i>	16.2 <i>7.35</i>	1.3 <i>0.03</i>	\$1586



PET Felt Privacy Screen

Mounts to 1" thick laminate surface, may be installed as undermount or up mount position. Mounting brackets included. Secured with wood screws, will mar the top surface when installed in upmount position. Shipped easy to assemble in 1 carton.



Acrylic Privacy Panel

MVLAP42	42.5 x 0.25 x 13.25 <i>1080 x 6 x 337</i>	3.6 <i>1.63</i>	0.8 <i>0.02</i>	\$277
MVLAP48	48.5 x 0.25 x 13.25 <i>1232 x 6 x 337</i>	4.3 <i>1.95</i>	1 <i>0.02</i>	\$315
MVLAP54	54.5 x 0.25 x 13.25 <i>1384 x 6 x 337</i>	5.1 <i>2.31</i>	1.1 <i>0.03</i>	\$425
MVLAP60	60.5 x 0.25 x 13.25 <i>1537 x 6 x 337</i>	5.3 <i>2.4</i>	1.2 <i>0.03</i>	\$462
MVLAP66	66.5 x 0.25 x 13.25 <i>1689 x 6 x 337</i>	6.5 <i>2.95</i>	1.3 <i>0.03</i>	\$482

Mounting brackets included. Shipped easy to assemble in 1 carton.

BENCHING SOLUTIONS

GENERAL INFORMATION

- Simplified benching solutions, double-sided straight line applications.
- Meets all applicable ANSI/BIFMA X5.5 desking standards.

WORKSURFACES

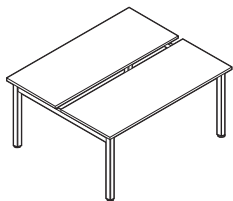
- 1" thick thermally fused laminate with matching 2mm thick edge band; 45 lb. density particle board core.
- Available in all the Ionic laminate finishes.
- Worksurfaces are equipped with factory installed inserts for a metal-to-metal leg connection.

METAL LEGS

- 2" square tube post legs with 1" x 2" cross bar in an H-leg configuration complementing Ionic desking.
- Available in Black (BLK), Designer White (DWT) or Tungsten (TUN) painted finishes, Sandtex finish applied for durability.

BENCHING KITS

- Kits have been created for ease of specifying and ordering; each kit also includes all the necessary hardware for installation.
- **Freestanding** dual sided table desks include two worksurfaces with support stiffeners and two legs for end conditions.
- **Quad** pack dual sided table desks include two dual sided table desks - four workstations consisting of four worksurfaces with support stiffeners, two end legs and one middle leg for shared condition between two side-by-side top sets.
- Quad packs may be extended with **extender kits** consisting of two worksurfaces with support stiffeners and one leg for shared condition between two side-by-side tops sets. Extender kits are to be installed in the middle position(s) sharing a leg between side-by-side top sets.



Freestanding Dual Sided Table Desks, 24"D

PRIVACY SCREENS

- 2.5" centre gap between dual sided table desks accommodates privacy screens.
- Privacy screens are available in fabric wrapped, laminate, acrylic and PET Felt options. Refer to Ionic privacy panels on pages 119-120.
- Recommend privacy screens be 6" shorter than the worksurfaces. For example, if worksurfaces are 60"W, use 54"W privacy panels.
- Adapter brackets are required to mount the privacy screens between dual sided table desks.

CABLE MANAGEMENT

- Wire cable management baskets are available to provide cable management and/or lay-in capability for power distribution solution.
- Cable baskets are to be installed on the underside centered between tops on dual sided table desks.

GROMMETS

- Tops for all kits are standard with no grommets.
- Optional grommets are available in standard worksurface locations. One position per kit may be specified; all tops in each kit ordered will have the same grommet position. Order as: **FOG1, FOG2 or FOG3. Add \$158** for freestanding (MLxxxxDST) and extender (MLxxxxDSE) dual sided table desks. **Add \$316** for quad pack dual sided table desks (MLxxxxDSQ).



- FOG grommet cap and sleeve may be removed on-site to accommodate Cove mini power unit MVCOVSM2B/S or MVCOV51UB/S as an alternative to bring power and/or USB charging to the desktop (see page 133).

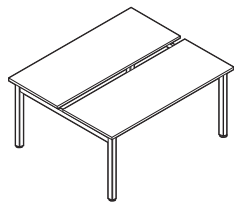
LAMINATE FINISHES

ACJ	Absolute Acajou	NBL	Noce Biondo
ASN	Asian Night	NGL	Noce Grigio
AWC	Avant Cherry	NEL	Noce Leggero
AWH	Avant Honey	NML	Noce Medio
CMB	Clear Maple	SKC	Shaker Cherry
DES	Dark Espresso	TWL	Tiger Walnut
DWT	Designer White	WHC	White Chocolate
HGT	Hayden Grey	WCR	Winter Cherry

BENCHING KITS	MODEL #	DIMENSIONS IN MM	WEIGHT LB KG	VOLUME FT ³ MT ³	LIST PRICE
		W x D x H			
	ML4850DST	48 x 50.4 x 29 <i>1219 x 1280 x 737</i>	151 <i>68.49</i>	8.8 <i>0.24</i>	\$1169
	ML5450DST	54 x 50.4 x 29 <i>1372 x 1280 x 737</i>	161 <i>73.03</i>	9.1 <i>0.25</i>	\$1221
	ML6050DST	60 x 50.4 x 29 <i>1524 x 1280 x 737</i>	171 <i>77.56</i>	9.3 <i>0.26</i>	\$1274
	ML6650DST	66 x 50.4 x 29 <i>1676 x 1280 x 737</i>	181 <i>82.1</i>	9.6 <i>0.27</i>	\$1328
	ML7250DST	72 x 50.4 x 29 <i>1829 x 1280 x 737</i>	191 <i>86.64</i>	9.9 <i>0.28</i>	\$1360

Each kit includes two 24"D worksurfaces and pair of legs for freestanding dual sided table desk. Not to be used with extender table desks. Support stiffeners included are for end-to-end leg condition. Shipped easy to assemble in 3 cartons.

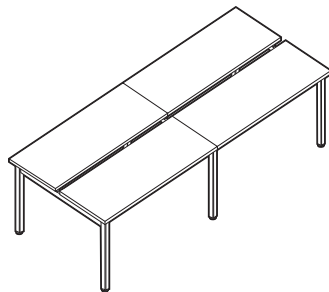
BENCHING KITS	MODEL #	DIMENSIONS ^{IN} _{MM}	WEIGHT ^{LB} _{KG}	VOLUME ^{FT³} _{MT³}	LIST PRICE
---------------	---------	---	---------------------------------------	---	------------



Freestanding Dual Sided Table Desks, 30"D

	W x D x H			
ML4862DST	48 x 62.4 x 29 <i>1219 x 1585 x 737</i>	180 <i>81.65</i>	10.5 <i>0.29</i>	\$1313
ML5462DST	54 x 62.4 x 29 <i>1372 x 1585 x 737</i>	192 <i>87.09</i>	10.9 <i>0.3</i>	\$1336
ML6062DST	60 x 62.4 x 29 <i>1524 x 1585 x 737</i>	205 <i>92.99</i>	11.2 <i>0.31</i>	\$1388
ML6662DST	66 x 62.4 x 29 <i>1676 x 1585 x 737</i>	218 <i>98.88</i>	11.5 <i>0.32</i>	\$1442
ML7262DST	72 x 62.4 x 29 <i>1829 x 1585 x 737</i>	230 <i>104.33</i>	11.8 <i>0.33</i>	\$1473

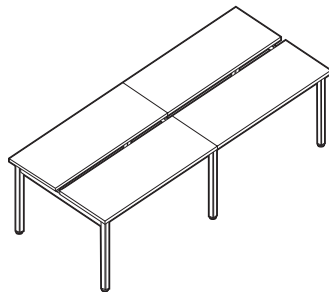
Each kit includes two 30"D worksurfaces and pair of legs for freestanding dual sided table desk. Not to be used with extender table desks. Support stiffeners included are for end-to-end leg condition. Shipped easy to assemble in 3 cartons.



Quad Pack Dual Sided Table Desks, 24"D

ML9650DSQ	96 x 50.4 x 29 <i>2438 x 1280 x 737</i>	275 <i>124.74</i>	12.6 <i>0.35</i>	\$2146
ML10850DSQ	108 x 50.4 x 29 <i>2743 x 1280 x 737</i>	295 <i>133.81</i>	12.9 <i>0.36</i>	\$2252
ML12050DSQ	120 x 50.4 x 29 <i>3048 x 1280 x 737</i>	315 <i>142.88</i>	13.2 <i>0.37</i>	\$2359
ML13250DSQ	132 x 50.4 x 29 <i>3353 x 1280 x 737</i>	335 <i>151.95</i>	13.4 <i>0.37</i>	\$2466
ML14450DSQ	144 x 50.4 x 29 <i>3658 x 1280 x 737</i>	355 <i>161.03</i>	13.7 <i>0.38</i>	\$2529

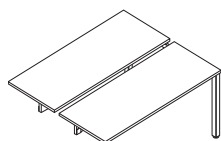
Four-pack dual sided table desks; each kit includes four 24"D worksurfaces, a pair of end legs and one middle leg to be shared between pairs of tops. Use as is for a four-station cluster or can be used with 50.4"D extender tables (MLxx50DSE) installed in the middle position. Support stiffeners included are for end-to-shared leg condition. Shipped easy to assemble in 6 cartons.



Quad Pack Dual Sided Table Desks, 30"D

ML9662DSQ	96 x 62.4 x 29 <i>2438 x 1585 x 737</i>	330 <i>149.69</i>	15.1 <i>0.42</i>	\$2418
ML10862DSQ	108 x 62.4 x 29 <i>2743 x 1585 x 737</i>	354 <i>160.57</i>	15.4 <i>0.43</i>	\$2463
ML12062DSQ	120 x 62.4 x 29 <i>3048 x 1585 x 737</i>	380 <i>172.37</i>	15.7 <i>0.44</i>	\$2568
ML13262DSQ	132 x 62.4 x 29 <i>3353 x 1585 x 737</i>	406 <i>184.16</i>	16 <i>0.45</i>	\$2675
ML14462DSQ	144 x 62.4 x 29 <i>3658 x 1585 x 737</i>	430 <i>195.04</i>	16.3 <i>0.46</i>	\$2739

Four-pack dual sided table desks; each kit includes four 30"D worksurfaces, a pair of end legs and one middle leg to be shared between pairs of tops. Use as is for a four-station cluster or can be used with 62.4"D extender tables (MLxx62DSE) installed in the middle position. Support stiffeners included are for end-to-shared leg condition. Shipped easy to assemble in 6 cartons.



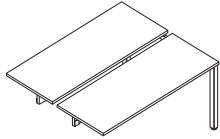
Extender for Dual Sided Table Desks, 24"D

ML4850DSE	48 x 50.4 x 29 <i>1219 x 1280 x 737</i>	124 <i>56.25</i>	5.9 <i>0.16</i>	\$977
ML5450DSE	54 x 50.4 x 29 <i>1372 x 1280 x 737</i>	134 <i>60.78</i>	6.2 <i>0.17</i>	\$1030
ML6050DSE	60 x 50.4 x 29 <i>1524 x 1280 x 737</i>	144 <i>65.32</i>	6.5 <i>0.18</i>	\$1084
ML6650DSE	66 x 50.4 x 29 <i>1676 x 1280 x 737</i>	154 <i>69.85</i>	6.7 <i>0.18</i>	\$1137
ML7250DSE	72 x 50.4 x 29 <i>1829 x 1280 x 737</i>	164 <i>74.39</i>	6.9 <i>0.19</i>	\$1170

Each kit includes two 24"D worksurfaces and one leg for shared condition, to be used with quad packs MLxx50DSQ to extend the number of workstations. No limit to the number of extender packs that can be joined together. Support stiffeners included are for shared middle leg condition. Extender kits are not to be installed in an end position. Shipped easy to assemble in 3 cartons.

BENCHING KITS **MODEL #** **DIMENSIONS** ^{IN} / ^{MM} **WEIGHT** ^{LB} / ^{KG} **VOLUME** ^{FT}³ / ^{MT}³ **LIST PRICE**

W x D x H




Extender for Dual Sided Table Desks, 30"D

ML4862DSE	48 x 62.4 x 29 <i>1219 x 1585 x 737</i>	150 <i>68.04</i>	7.2 <i>0.2</i>	\$1105
ML5462DSE	54 x 62.4 x 29 <i>1372 x 1585 x 737</i>	162 <i>73.48</i>	7.5 <i>0.21</i>	\$1123
ML6062DSE	60 x 62.4 x 29 <i>1524 x 1585 x 737</i>	175 <i>79.38</i>	7.8 <i>0.22</i>	\$1180
ML6662DSE	66 x 62.4 x 29 <i>1676 x 1585 x 737</i>	188 <i>85.28</i>	8.1 <i>0.22</i>	\$1233
ML7262DSE	72 x 62.4 x 29 <i>1829 x 1585 x 737</i>	200 <i>90.72</i>	8.4 <i>0.23</i>	\$1266

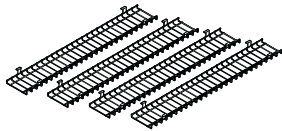
Each kit includes two 30"D worksurfaces and one leg for shared condition, to be used with quad packs MLxx62DSQ to extend the number of workstations. No limit to the number of extender packs that can be joined together. Support stiffeners included are for shared middle leg condition. Extender kits are not to be installed in an end position. Shipped easy to assemble in 3 cartons.

BENCHING ACCESSORIES



Set of 2

ML48WCB2	40 x 8 x 1 <i>1016 x 203 x 25</i>	3.6 <i>1.63</i>	0.32 <i>0.01</i>	\$323
ML54WCB2	46 x 8 x 1 <i>1168 x 203 x 25</i>	4.3 <i>1.95</i>	0.37 <i>0.01</i>	\$354
ML60WCB2	52 x 8 x 1 <i>1321 x 203 x 25</i>	4.8 <i>2.18</i>	0.41 <i>0.01</i>	\$396
ML66WCB2	58 x 8 x 1 <i>1473 x 203 x 25</i>	5.3 <i>2.4</i>	0.46 <i>0.01</i>	\$415
ML72WCB2	64 x 8 x 1 <i>1626 x 203 x 25</i>	5.9 <i>2.68</i>	0.51 <i>0.01</i>	\$447

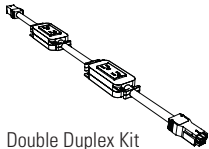


Set of 4

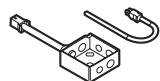
ML48WCB4	40 x 8 x 1 <i>1016 x 203 x 25</i>	7.2 <i>3.27</i>	0.64 <i>0.01</i>	\$605
ML54WCB4	46 x 8 x 1 <i>1168 x 203 x 25</i>	8.6 <i>3.9</i>	0.73 <i>0.02</i>	\$652
ML60WCB4	52 x 8 x 1 <i>1321 x 203 x 25</i>	9.6 <i>4.35</i>	0.83 <i>0.02</i>	\$737
ML66WCB4	58 x 8 x 1 <i>1473 x 203 x 25</i>	10.6 <i>4.81</i>	0.92 <i>0.02</i>	\$762
ML72WCB4	64 x 8 x 1 <i>1626 x 203 x 25</i>	11.8 <i>5.35</i>	1.02 <i>0.02</i>	\$824

Wire Management Cable Baskets

Model number indicates width of worksurface to be used with. Basket is 8" smaller than the top width. Black only. Includes spring steel mounting brackets, allowing basket to swing down from either side for easy access. Shipped easy to assemble in 1 carton.



Double Duplex Kit



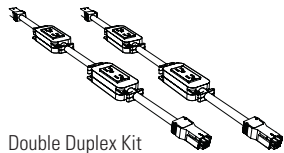
Single-Circuit 3-Prong Feed

Double Duplex Kit w/Infeed for Freestanding Dual Sided Table Desk Kits

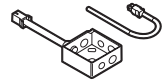
MLDD48DST	168 x 4 x 2 <i>4267 x 102 x 51</i>	8.4 <i>3.81</i>	2.25 <i>0.06</i>	\$420
MLDD54DST	174 x 4 x 2 <i>4420 x 102 x 51</i>	8.5 <i>3.86</i>	2.25 <i>0.06</i>	\$426
MLDD60DST	180 x 4 x 2 <i>4572 x 102 x 51</i>	8.7 <i>3.95</i>	2.25 <i>0.06</i>	\$433
MLDD66DST	186 x 4 x 2 <i>4724 x 102 x 51</i>	8.9 <i>4.04</i>	2.25 <i>0.06</i>	\$438
MLDD72DST	192 x 4 x 2 <i>4877 x 102 x 51</i>	9.1 <i>4.13</i>	2.25 <i>0.06</i>	\$444

Each duplex kit includes jumper with two duplex outlets and infeed. Single circuit only, 15 amp service. Maximum of 12 duplex receptacles per infeed (24 outlets). Prior to use, confirm amperage required based on intended equipment use. Infeed to be hardwired by certified electrician. Use with freestanding dual sided table desks MLxxDST. Model number indicates width of dual sided table desk to be used with. Lay-in capability using wire cable management baskets. Shipped easy to assemble in 1 cartons.

BENCHING ACCESSORIES **MODEL #** **DIMENSIONS** ^{IN}/_{MM} **WEIGHT** ^{LB}/_{KG} **VOLUME** ^{FT³}/_{MT³} **LIST PRICE**



Double Duplex Kit

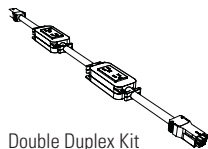


Single-Circuit 3-Prong Feed

Quad Duplex Kit w/Infeed for Quad Pack Dual Sided Table Desk Kits

Each quad duplex kit includes two jumper with two duplex outlets and infeed. Single circuit only, 15 amp service. Maximum of 12 duplex receptacles per infeed (24 outlets). Prior to use, confirm amperage required based on intended equipment use. Infeed to be hardwired by certified electrician. Use with quad pack dual sided table desks MLxxDSQ. Model number indicates width of dual sided table desk to be used with. Lay-in capability using wire cable management baskets. Shipped easy to assemble in 1 cartons.

	W x D x H			
MLDD48DSQ	216 x 4 x 2 5486 x 102 x 51	10.7 4.85	4.5 0.12	\$615
MLDD54DSQ	228 x 4 x 2 5791 x 102 x 51	10.9 4.94	4.5 0.12	\$625
MLDD60DSQ	240 x 4 x 2 6096 x 102 x 51	11.3 5.13	4.5 0.12	\$637
MLDD66DSQ	252 x 4 x 2 6401 x 102 x 51	11.7 5.31	4.5 0.12	\$650
MLDD72DSQ	264 x 4 x 2 6706 x 102 x 51	12.1 5.49	4.5 0.12	\$661



Double Duplex Kit

Extender Duplex Kit for Extender Dual Sided Table Desk Kits

Each extender duplex kit includes jumper with two duplex outlets. Single circuit only, 15 amp service. Maximum of 12 duplex receptacles per infeed (24 outlets). Prior to use, confirm amperage required based on intended equipment use. Use with quad duplex kits and extender dual sided table desks MLxxDSE. Model number indicates width of dual sided table desk to be used with. Lay-in capability using wire cable management baskets. Shipped easy to assemble in 1 carton.

MLDD48DSE	48 x 2 x 2 1219 x 51 x 51	2.3 1.04	2.25 0.06	\$193
MLDD54DSE	54 x 2 x 2 1372 x 51 x 51	2.4 1.09	1.5 0.04	\$199
MLDD60DSE	60 x 2 x 2 1524 x 51 x 51	2.6 1.18	2.25 0.06	\$205
MLDD66DSE	66 x 2 x 2 1676 x 51 x 51	2.8 1.27	1.5 0.04	\$212
MLDD72DSE	72 x 2 x 2 1829 x 51 x 51	3 1.36	2.25 0.06	\$217

Set of 2

MVLPPAB2	6 x 1.7 x 1 152 x 43 x 25	1 0.45	0.1 0.03	\$40
----------	------------------------------	-----------	-------------	-------------

Set of 3

MVLPPAB3	6 x 1.7 x 1 152 x 43 x 25	1.3 0.59	0.1 0.03	\$59
----------	------------------------------	-------------	-------------	-------------

Set of 4

MVLPPAB4	6 x 1.7 x 1 152 x 43 x 25	1.8 0.82	0.1 0.03	\$79
----------	------------------------------	-------------	-------------	-------------



Privacy Screen Adapter Brackets

Use with undermount privacy screens to upmount privacy screens between dual sided table desks. For Ionic privacy panels, see pages 119-120. Number of adapter brackets required should correspond with the number of clamps included with privacy screen; varies by width.

PANELS

GENERAL INFORMATION

- An innovative and economical tool for creating efficient workspace surrounds, and freestanding or mobile dividers.
- Minimal components offering maximum flexibility that are simple to specify and easy to install.
- Self-leveling connectors accommodate any angle including 90°, 120°, T and X connections. Off module connectors are also available for mid span connections.
- Sleek simple aesthetic - only 1.3" thick overall.
- Painted Aluminum frame with fabric upholstered inserts.
- Three standard panel sizes with separate hardware kits to accommodate various workplace needs.
- Foot kits are available to create freestanding or mobile divider applications.

FINISHES

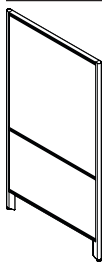
Panel frame, flat foot and mobile foot

- BLK Black
- DWT Designer White
- TUN Tungsten

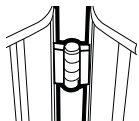
Fabric

- LL14 Blue Mist
- LL12 Caramel Cream
- LL37 Cinder
- LL36 Granite
- LL11 Medium Taupe
- LL38 Sandstone
- LL35 Spray

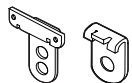
PANELS + ACCESSORIES



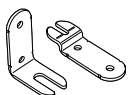
Panel - Fabric Top and Bottom



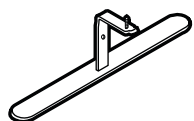
Panel Connecting Hinge Kit



Off Module Connector



Wall Adapter



Freestanding Foot Kit

MODEL #	DIMENSIONS ^{IN} _{MM}	WEIGHT ^{LB} _{KG}	VOLUME ^{FT³} _{MT³}	LIST PRICE
	W x D x H			
ML6636FFP	36 x 1.3 x 66 <i>914 x 33 x 1676</i>	35 <i>15.88</i>	3 <i>0.08</i>	\$565
ML6648FFP	48 x 1.3 x 66 <i>1219 x 33 x 1676</i>	47 <i>21.32</i>	3.9 <i>0.11</i>	\$628
ML6660FFP	60 x 1.3 x 66 <i>1524 x 33 x 1676</i>	59 <i>26.76</i>	4.9 <i>0.13</i>	\$684

Specify fabric and frame finish.

1.3" thick overall. Painted aluminum frame with fabric upholstered inserts. 4" raised bottom for ease of cleaning. Shipped easy to assemble in 1 carton.

MLPCHK	5 x 0.75 x 3 <i>127 x 19 x 76</i>	0.17 <i>0.08</i>	0.01 <i>-</i>	\$45
--------	--------------------------------------	---------------------	------------------	-------------

3 hinges and connecting hardware in each kit. One kit required per every 2 panels being connected. Zinc finish only.

MLOMCP	3 x 2 x 4 <i>76 x 51 x 102</i>	1 <i>0.45</i>	0.01 <i>-</i>	\$54
--------	-----------------------------------	------------------	------------------	-------------

Connect two panels perpendicular to one another to create a T configuration anywhere along mid span. Bolt top and bottom to vertical then connects to top and bottom rail of adjacent panel. Fasteners included. Specify finish to match panel frame.

MLPPWA	1.5 x 2.5 x 4 <i>38 x 64 x 102</i>	1 <i>0.45</i>	0.08 <i>-</i>	\$50
--------	---------------------------------------	------------------	------------------	-------------

Wall adapter to start a run of panels affixed to the wall. Bolt to panel in place of universal hinged connector. Keyhole openings to slide over fasteners which are to be preinstalled to the wall. Mounting hardware to affix to wall not included; installer must determine fasteners based on type of wall material securing to.

Flat foot, single pack				
MLSFFKP	20 x 2 x 6 <i>508 x 51 x 152</i>	3.5 <i>1.59</i>	0.28 <i>0.01</i>	\$90

Flat foot, pack of 2				
MLDFFKP	20 x 2 x 6 <i>508 x 51 x 152</i>	6.96 <i>3.16</i>	0.28 <i>0.01</i>	\$179

Sold individually or in pairs. Flat feet do not have levelers. Use to create a freestanding dividers that do not require leveling adjustment. Specify finish to match panel frame.

PANELS	MODEL #	DIMENSIONS ^{IN} _{MM}	WEIGHT ^{LB} _{KG}	VOLUME ^{FT³} _{MT³}	LIST PRICE
--------	---------	--	------------------------------------	--	------------

W x D x H

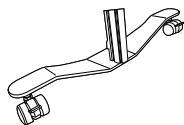
Mobile foot, single pack

MLSCFKP	20 x 2 x 6	3.9	0.28	\$119
	508 x 51 x 152	1.77	0.01	

Mobile foot, pack of 2

MLDCFKP	20 x 2 x 6	7.7	0.28	\$238
	508 x 51 x 152	3.49	0.01	

Sold individually or in pairs. Use to create a mobile divider. Black dual wheel locking casters. Specify finish to match panel frame.



Mobile Foot Kit



GENERAL INFORMATION

- Pashley's tapered angled legs offer a mid-century vibe and adapts well to small office or home office with commercial grade performance.
- Simplicity and elegance supported with superior strength and stability.
- 1" thick thermally fused laminate worksurfaces.
- 15 standard worksurface finishes to choose from.
- Easy to assemble.
- Meets applicable ANSI/BIFMA x5.5 standards.
- Laminate tops backed by Global's Lifetime Warranty.
- Greenguard Certified.

CONSTRUCTION

- Tops are made from 45 lb. density particle board covered with thermally fused laminate on both sides with 2mm matching edge band.
- Welded metal legs with mechanically connected frame.
- Legs and frames finished in a highly durable powder coated paint finish.
- Leveling glides included.

SPECIAL SIZES

- Custom sizes are not available.

FINISH - METAL LEGS

- Available in flat Pearl color only.

FINISHES - TOPS

- Available in the following standard colors with no upcharge:

ACJ	Absolute Acajou	NBL	Noce Biondo
ASN	Asian Night	NGL	Noce Grigio
AWC	Avant Cherry	NEL	Noce Leggero
AWH	Avant Honey	NML	Noce Medio
CMB	Clear Maple	TWL	Tiger Walnut
DES	Dark Espresso	WHC	White Chocolate
DWT	Designer White	WCR	Winter Cherry
HGT	Hayden Grey		

TABLE DESKS	MODEL #	DIMENSIONS ^{IN} _{MM}	WEIGHT ^{LB} _{KG}	VOLUME ^{FT³} _{MT³}	LIST PRICE
-------------	---------	---	---------------------------------------	---	------------

W x D x H

24" deep

ML48240GD	48 x 24 x 29.5 <i>1219 x 610 x 749</i>	75.9 <i>34.43</i>	4.7 <i>0.13</i>	\$728
ML60240GD	60 x 24 x 29.5 <i>1524 x 610 x 749</i>	84.7 <i>38.42</i>	5.1 <i>0.14</i>	\$847
ML72240GD	72 x 24 x 29.5 <i>1829 x 610 x 749</i>	92.7 <i>42.05</i>	5.45 <i>0.15</i>	\$932

30" deep

ML48300GD	48 x 30 x 29.5 <i>1219 x 762 x 749</i>	93.7 <i>42.5</i>	5.7 <i>0.16</i>	\$828
ML60300GD	60 x 30 x 29.5 <i>1524 x 762 x 749</i>	105.5 <i>47.85</i>	6.3 <i>0.17</i>	\$935
ML72300GD	72 x 30 x 29.5 <i>1829 x 762 x 749</i>	115.5 <i>52.39</i>	6.7 <i>0.18</i>	\$1037

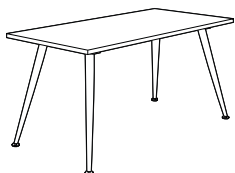


Table Desk

Freestanding table desk with metal support frame and angled legs. Shipped easy to assemble in 3 cartons.

**GENERAL INFORMATION**

- Lite-Lift II is ideal for applications that require a lightweight and easy to clean table. It is THE economical, durable, multi-purpose table.
- Meets applicable ANSI/BIFMA standards.
- Greenguard Certified.

CONSTRUCTION

- Lightweight.
- Polyethylene surface with UV protection.
- Shock-proof.
- Constructed to withstand heavy loads.
- Suitable for outdoor use.
- Solid welded joints, nuts and bolts.
- Powder coated 1.125" diameter steel legs. Textured Charcoal epoxy coated (TC).
- Perforated underside surface allows for non-warping.
- Individual polypropylene clip to hold the leg in position when folded. Solid and durable fastening device.

FINISHES

- Oyster Grey only.

FOLDING TABLES



Rectangular Folding Table



Round Folding Table

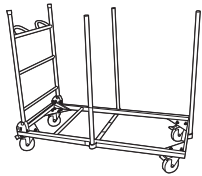
MODEL #	DIMENSIONS ^{IN} _{MM}	WEIGHT ^{LB} _{KG}	VOLUME ^{FT³} _{MT³}	LIST PRICE
MVLFRT48	48 x 24 x 29.25 <i>1219 x 610 x 743</i>	23 <i>10.43</i>	1.57 <i>0.04</i>	\$206
MVLFRT60	60 x 30 x 29.25 <i>1524 x 762 x 743</i>	30 <i>13.61</i>	2.43 <i>0.06</i>	\$275
MVLFRT72	72 x 30 x 29.25 <i>1829 x 762 x 743</i>	36 <i>16.33</i>	2.91 <i>0.08</i>	\$289
MVLFRT96	96 x 30 x 29.25 <i>2438 x 762 x 743</i>	50 <i>22.68</i>	3.87 <i>0.1</i>	\$445

Durable high impact polypropylene top. 1.125" diameter steel legs finished in a scuff-resistant, textured Charcoal epoxy coating. Lightweight, easy to clean and simple to fold and store. Easy lock leg brace for added stability. Shipped assembled in 1 carton.

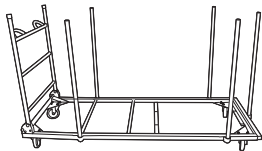
MVLFRT48D	48 x 48 x 29.25 <i>1219 x 1219 x 743</i>	31 <i>14.06</i>	3.26 <i>0.09</i>	\$331
MVLFRT60D	60 x 60 x 29.25 <i>1524 x 1524 x 743</i>	47 <i>21.32</i>	5.6 <i>0.15</i>	\$529

Durable high impact polypropylene top. 1.125" diameter steel legs finished in a scuff-resistant, textured Charcoal epoxy coating. Lightweight, easy to clean and simple to fold and store. Easy lock leg brace for added stability. Shipped assembled in 1 carton.

TABLE DOLLIES



Dolly for 48" Rectangular Folding Table



Dolly for 60", 72" and 96" Rectangular Folding Table



Dolly for 48" and 60" Round Folding Table

OTG11840	24.5 x 52 x 45.25 <i>622 x 1321 x 1149</i>	52.5 <i>23.81</i>	5.5 <i>0.15</i>	\$491
----------	---	----------------------	--------------------	--------------

Dolly for stacking and moving 48" Rectangular Folding Table (MLFRT48). 1.125" steel tubing. Textured Charcoal epoxy coating. Tables lay horizontally on dolly. Maximum capacity is 20 tables.

OTG11841	30.25 x 75.75 x 45.25 <i>768 x 1924 x 1149</i>	76 <i>34.47</i>	9.25 <i>0.26</i>	\$696
----------	---	--------------------	---------------------	--------------

Dolly for stacking and moving 60", 72" and 96" Rectangular Folding Tables (MLFRT60, MLFRT72 and MLFRT96). 1.125" steel tubing. Textured Charcoal epoxy coating. Tables lay horizontally on dolly.
MLFRT60 - Maximum capacity is 20 tables.
MLFRT72 - Maximum capacity is 20 tables.
MLFRT96 - Maximum capacity is 18 tables.

OTG11842	32.75 x 52 x 40.25 <i>832 x 1321 x 1022</i>	76 <i>34.47</i>	5.5 <i>0.15</i>	\$600
----------	--	--------------------	--------------------	--------------

Dolly for stacking and moving 48" and 60" Round Folding Tables (MVLFRT48D and MVLFRT60D). 1.125" steel tubing. Textured Charcoal epoxy coating. Tables stand vertically on dolly.
MVLFRT48D - Maximum capacity is 15 tables.
MVLFRT60D - Maximum capacity is 12 tables.