

Ionic Series

Lite-Lift II

Desks & Tables



GENERAL INFORMATION

- Ionic has a clean, modern form and is able to support a wide range of workspace applications. From cubicles, multi-station clusters, private offices, reception areas or boardrooms, Ionic offers functional and practical desk solutions.
- Thermally fused laminate surfaces.
- 14 finishes to choose from.
- 1" thick worksurfaces.
- Panels are fully finished on both sides and on all edges.
- Durable 2mm matching edge.
- All drawers are equipped with ball bearing over-travel slides.
- File drawers accommodate letter or legal size filing.
- Silver finish handles and locks.
- Grommets and wire access strips are standard on select models.
- Meets applicable ANSI/BIFMA standards.
- Canadian made and backed by Global's Lifetime Warranty.
- Greenguard Certified.

CONSTRUCTION

- All components are made from 45 lb. density particle board covered with thermally fused laminate on both sides.
- Interlocking cam lock connectors.
- Leveling glides are standard on all floor units.
- Locks are standard on pedestals, storage cabinets and lateral files and have removable cores.
- Key locks are random and cannot be specified.

SPECIAL SIZES

- Custom widths are available on select products - price will be next standard size up +10%.
Example: For the list price of a ML6736D Rectangular Desk, take the list price of the next size up (ML7236D)
= \$XXX.XX plus 10%. Includes rectangular desks, rectangular bridges/bridge tops, modesty panels, bow/rectangular desks, rectangular credenzas and islands with or without modesty panels.

FINISHES

- Ionic can be finished in the following standard colors with no upcharge:

TOP COLORS

ACJ	Absolute Acajou
ASN	Asian Night
AWC	Avant Cherry
AWH	Avant Honey
CMB	Clear Maple
DES	Dark Espresso
DWT	Designer White
HGT	Hayden Grey
SKC	Shaker Cherry
TWL	Tiger Walnut
WHC	White Chocolate
WCR	Winter Cherry

CHASSIS COLORS

ACJ	Absolute Acajou
ASN	Asian Night
AWC	Avant Cherry
AWH	Avant Honey
CMB	Clear Maple
DES	Dark Espresso
DWT	Designer White
HGT	Hayden Grey
SKC	Shaker Cherry
TWL	Tiger Walnut
WHC	White Chocolate
WCR	Winter Cherry

TWO TONE FINISHES

- Standard finish top and chassis combinations available - no upcharge.
- To specify, mark your order as follows:
 - First code specifies top color, second code specifies chassis color (i.e. AWC/GRY = Avant Cherry top and Grey chassis).
 - If the top and chassis are to be the same finish, you must specify the top finish and the chassis finish (ie: AWC/AWC).

FINISHES - BOOKCASES

- Bookcases can be finished in the following colors only:

ACJ	Absolute Acajou	WHC	White Chocolate
DES	Dark Espresso	WCR	Winter Cherry

FINISHES - METAL LEGS

- Available in the following Santex finishes:

BLK	Black
DWT	Designer White
TUN	Tungsten

TACKBOARD COLORS

- Tackboards are available to fit 66" and 72" wide hutches.
- Lola fabric is standard and is available in the following colors:

Blue Mist (LL14)	Medium Taupe (LL11)
Caramel Cream (LL12)	Sandstone (LL38)
Cinder (LL37)	Spray (LL35)
Granite (LL36)	

DRAWERS

- All file drawers and box drawers have ball bearing over-travel slides to provide full access to drawer interiors.
- Drawer fronts are edged with 2mm matching edge on all four sides.
- Top box drawer includes one pencil tray.

HANDLES

- Handles are standard on all storage cabinets, pedestals and aluminum framed/glazed doors.
- Silver rectangular handle is standard.

GROMMETS

- Grommets are standard on most desks, credenzas, returns, bridges and most worksurfaces with post legs. For location and number of grommets, see price list specifications on individual components.
- Grommet locations are standard on each component and cannot be specified.
- Grommets may be eliminated upon request. Please specify **(RSG)** for no grommet option. Add \$41. The no grommet option requires an extended lead time.

MODESTY PANELS

- Full modesty panels are standard on bow front desks, rectangular desks, credenzas, returns and bridges.
- 12" high modesty panels are available as an option at no extra charge. Available on credenzas, returns and bridges. Please specify **(12)** when ordering.
- Modesty panels require extended lead times.
- Modesty panels are 12" high with 16" clearance from the floor to the bottom of the modesty.
- Delta and Rectangular Island with Square Post:
Modesty panels are available as an add-on component. Modesty panels are 12" high with 16" clearance from the floor. Please see individual models for specific codes.
- Table Desk with H-Leg:
Modesty panels are available as an add-on component. Modesty panels are 12" high with 16" clearance from the floor. Please see individual models for specific codes.
- Modesty panel front recess is as follows:
Bow Front Desk - 6.5" from the gable
30" Deep Desk - 4.5"
36" Deep Desk - 6.5"
Credenzas, returns and bridges are flush (no recess)

WORKSURFACES WITH 2" SQUARE POST LEGS

- "D" and Rectangular Islands are standard with a single post leg, end gable and 12" high modesty panel.
- Delta worksurfaces are standard with two post legs and flush mount hardware. Delta tops are available left or right handed (i.e. units must be specified left or right).
- Post legs are 2" square and are standard in Tungsten (TUN). Available in Black (BLK) or Designer White (DWT) at no upcharge.
- Worksurface tops are predrilled with threaded steel inserts to connect legs with Truss head screws.

RETURNS WITH LAMINATE GABLES

- All gables are reversible for left or right hand applications.
- Full modesty panels are standard.
- Optional 12" modesty panels are available. Please specify **(12)** for this option.

TABLE DESK/RETURNS WITH 2" SQUARE METAL H-LEGS

- Rectangular table desks include two 28" high H-legs.
- Overlap desks with legs include one 28" high H-leg and one 5 3/4" high H-leg.
- Returns include one H-leg.
- H frame is 21" wide from outside to outside of legs for 24" deep table desk.
- H frame is 23" wide from outside to outside of legs for 30" deep table desk.
- H-legs are available in Black (BLK) Designer White (DWT) or Tungsten (TUN).
- Returns are non-handed and can be used for left or right hand applications.
- All table desks include underside stability panel for structural integrity; 24"D table desks will not accommodate MLM22BBF or ML22BBF pedestals.
- Overlap desks include a support spacer which will be same finish as the top.
- Underside clearance for keyboard mechanisms:
21" - per 30"D table desks
16" - per 24"D table desks

RECEPTION DESK

- This freestanding unit comes complete with reception mantle, desk, light kit, glass front, pigeon hole organizer and hardware.

BRIDGES

- Full modesty laminate panels are standard.
- Optional 12" modesty panels are available. Please specify **(12)** for this option.

BRIDGE TOPS

- Bridge tops are standard without modesty panels.

HUTCHES

- Hutches are available in 36", 66" and 72" widths. All hutches are 15" deep.
- Hutches are shipped ready to assemble.
- 66" and 72" hutches have a 20 3/8" height clearance between the worksurface and the underside of the hutch shelf.
- 36" hutch comes with two shelves. The lower shelf is height adjustable.
- Laminate doors or aluminum frame/glazed doors are available for the 72", 66" and 36" wide hutch. Laminate doors are 11/16" thick.
- Doors for 72" and 66" hutches come in a package of two doors, and accommodate either the left side or right side of the hutch. For full closure, two door kits are required (i.e. four doors total).
- Hutches can be mounted onto credenza units without mechanical fasteners. Two-sided tape is provided allowing installer to attach, however, flush plates are available for added security.
- Hutches come standard with one grommet and a full-length 1" wire access strip for cable management.

STORAGE UNITS (FREESTANDING VS. UNDER WORKSURFACE)

- One set of front-to-back file bars included per file drawer.
- All 24" deep lateral files and storage units are counterbalanced and come with interlock mechanisms. These units come standard with tops and are designed to be freestanding.
- All 22" deep lateral files and storage units are designed for use underneath worksurfaces and are not intended to be used as freestanding pieces.
- All mobile pedestals are available with a counterweight.

LOCKS

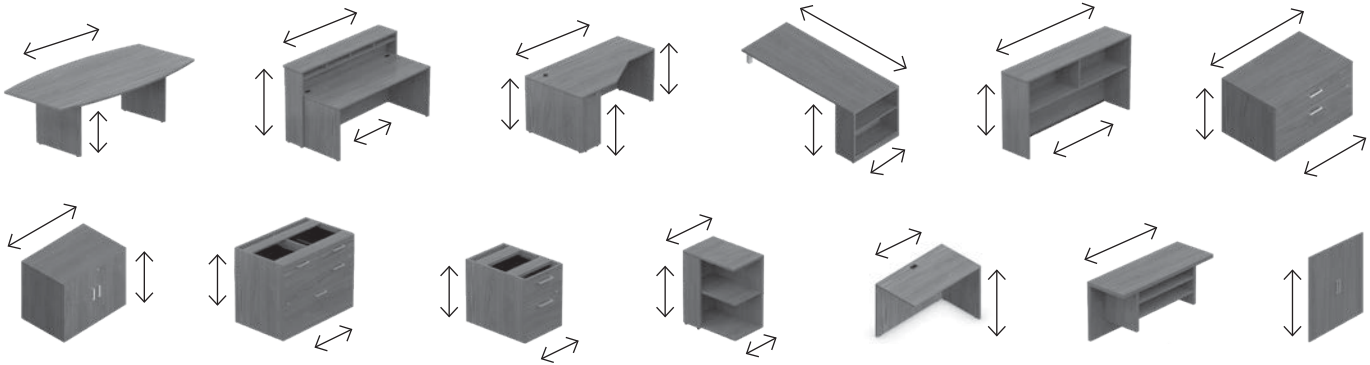
- Ionic key numbers range from #100-120. Locks are randomly installed at the factory. Key alike or preferred number assignment are not available.

POWER BLOCK OPTIONS

- Refer to Accessories price list pages under power and data for options to deliver desktop power and/or USB charging ports

LAMINATES WITH WOODGRAIN

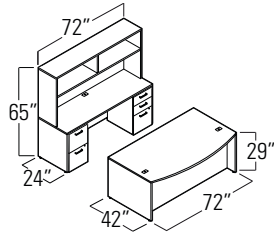
- Typical woodgrain direction for Ionic is outlined below:



ASSEMBLY

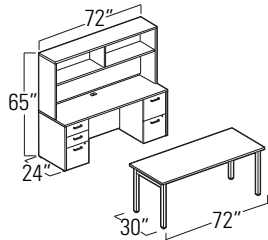
- Reception Desk (ML72MRD) is shipped in 2 cartons (desk - KD, mantle - assembled).
- Pedestals, lateral files and storage cabinets are shipped assembled.
- All other components are shipped easy to assemble and require some assembly.

MLP201: Management Suite - Bow Front Desk



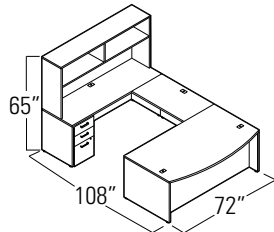
Package Contents	Model Number	Quantity	List Price	Package Price
Bow Desk	ML7242BD	1	\$718	\$2628
Credenza - Rectangular	ML7224C	1	\$425	
File/File Pedestal	ML22FF	1	\$460	
Hutch - 72"	ML72HO	1	\$549	
Box/Box/File Pedestal	ML22BBF	1	\$476	

MLP230: Office Suite



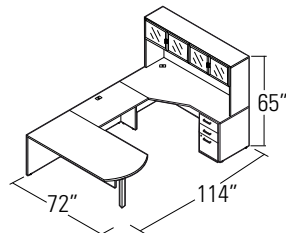
Package Contents	Model Number	Quantity	List Price	Package Price
Table Desk	ML7230DWL	1	\$639	\$2549
Credenza - Rectangular	ML7224C	1	\$425	
Hutch - 72"	ML72HO	1	\$549	
Box/Box/File Pedestal	ML22BBF	1	\$476	
File/File Pedestal	ML22FF	1	\$460	

MLP205: Management Suite - Bow Front Desk w/Rectangular Credenza*



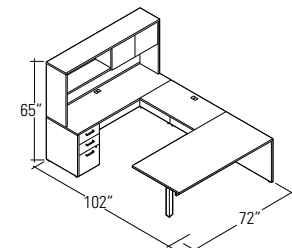
Package Contents	Model Number	Quantity	List Price	Package Price
Bow Desk	ML7242BD	1	\$718	\$2497
Credenza - Rectangular	ML7224C	1	\$425	
Hutch - 72"	ML72HO	1	\$549	
Bridge	ML4224FB	1	\$329	
Box/Box/File Pedestal	ML22BBF	1	\$476	

MLP202R: Management Suite - "D" Island w/Left Extended Credenza



Package Contents	Model Number	Quantity	List Price	Package Price
"D" Island w/Square Post	ML7236DM	1	\$561	\$2410
Extended Corner Credenza - LEFT	ML7236CEL	1	\$597	
Hutch - 72"	ML72HO	1	\$549	
Bridge	ML4224FB	1	\$329	
Hanging Box/File Pedestal	ML22HBF	1	\$374	

MLP121: "U" Shaped Suite

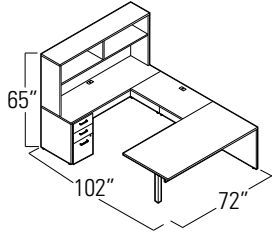


Package Contents	Model Number	Quantity	List Price	Package Price
Rectangular Island w/Square Post	ML7236RM	1	\$561	\$2445
Bridge	ML4224FB	1	\$329	
Credenza - Rectangular	ML7224C	1	\$425	
Hutch - 72"	ML72HO	1	\$549	
Laminate Doors	ML36DRL	1	\$105	
Box/Box/File Pedestal	ML22BBF	1	\$476	

* Can be assembled left or right

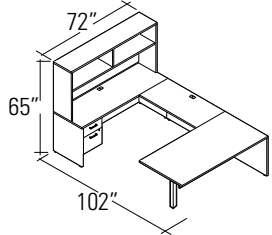
I IONIC™ - PACKAGES

MLP221: Management Suite - Rectangular Island*



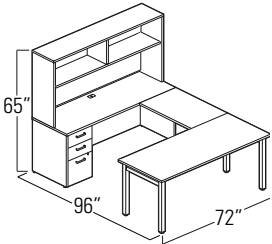
Package Contents	Model Number	Quantity	List Price	Package Price
Rectangular Island w/Square Post	ML7236RM	1	\$561	\$2340
Bridge	ML4224FB	1	\$329	
Credenza - Rectangular	ML7224C	1	\$425	
Hutch - 72"	ML72HO	1	\$549	
Box/Box/File Pedestal	ML22BBF	1	\$476	

MLP321: "U" Shaped Suite



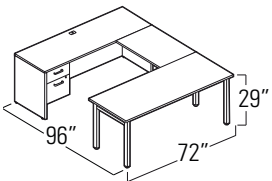
Package Contents	Model Number	Quantity	List Price	Package Price
Rectangular Island w/Square Post	ML7236RM	1	\$561	\$2238
Bridge	ML4224FB	1	\$329	
Credenza - Rectangular	ML7224C	1	\$425	
Hutch - 72"	ML72HO	1	\$549	
Hanging Box/File Pedestal	ML22HBF	1	\$374	

MLP229: "U" Shaped Suite*



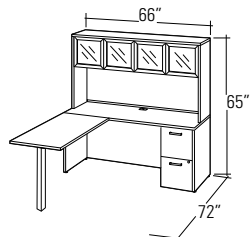
Package Contents	Model Number	Quantity	List Price	Package Price
Table Desk	ML7230DWL	1	\$639	\$2276
Bridge Top	ML4224B	1	\$187	
Credenza - Rectangular	ML7224C	1	\$425	
Hutch - 72"	ML72HO	1	\$549	
Box/Box/File Pedestal	ML22BBF	1	\$476	

MLP228: "U" Shaped Suite*



Package Contents	Model Number	Quantity	List Price	Package Price
Table Desk	ML7230DWL	1	\$639	\$1625
Bridge Top	ML4224B	1	\$187	
Credenza - Rectangular	ML7224C	1	\$425	
Hanging Box/File Pedestal	ML22HBF	1	\$374	

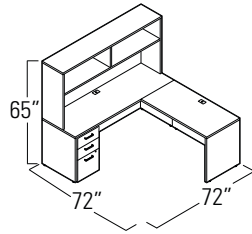
MLP235: Management "L" Suite



Package Contents	Model Number	Quantity	List Price	Package Price
Rectangular Island w/Square Post	ML4824RI	1	\$387	\$2721
Credenza - Rectangular	ML6624C	1	\$380	
Glazed Doors	ML33DRAG	2	\$485	
Hutch - 66"	ML66HO	1	\$524	
File/File Pedestal	ML22FF	1	\$460	

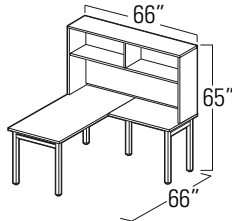
* Can be assembled left or right

MLP206: Supervisor Suite w/Rectangular Credenza*



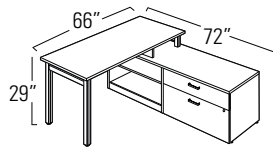
Package Contents	Model Number	Quantity	List Price	Package Price
Return	ML4824R	1	\$385	\$1835
Credenza - Rectangular	ML7224C	1	\$425	
Box/Box/File Pedestal	ML22BBF	1	\$476	
Hutch - 72"	ML72HO	1	\$549	

MLP227: "L" Shaped Suite*



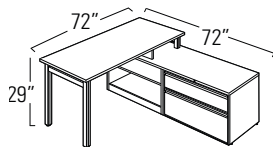
Package Contents	Model Number	Quantity	List Price	Package Price
Table Desk	ML6630DWL	1	\$623	\$1458
Return	ML3624RWL	1	\$311	
Hutch - 66"	ML66HO	1	\$524	

MLP238: Ionic "L" Shape Suite*



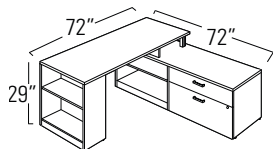
Package Contents	Model Number	Quantity	List Price	Package Price
Overlap Desk with Legs	ML6630POL	1	\$617	\$1978
Low Shelf Unit - No Top	ML2136CO	1	\$485	
Low Box/File - No Top	ML2136BF	1	\$717	
Top For 24"D Storage Unit	ML7224LT	1	\$159	

MLP236: Ionic and MVL "L" Shape Suite*



Package Contents	Model Number	Quantity	List Price	Package Price
Overlap Desk with Legs	ML7230POL	1	\$631	\$1848
1 ½ Open Shelf	M19361XSN	1	\$434	
1 ½ Drawer High Lateral Cabinet	M1936PXB	1	\$627	
Top For 19.25"D Storage Unit	ML7219LT	1	\$156	

MLP237: Ionic "L" Shape Suite*

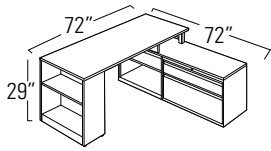


Package Contents	Model Number	Quantity	List Price	Package Price
Overlap Desk with Bookcase	ML7230POB	1	\$969	\$2330
Low Shelf Unit - No Top	ML2136CO	1	\$485	
Low Box/File - No Top	ML2136BF	1	\$717	
Top For 24"D Storage Unit	ML7224LT	1	\$159	

* Can be assembled left or right

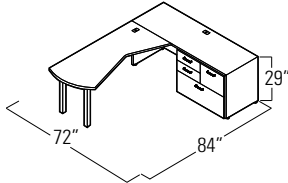
I IONIC™ - PACKAGES

MLP241: Ionic and MVL "L" Shape Suite*



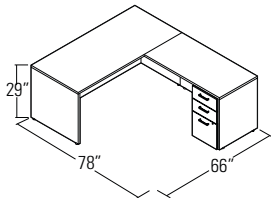
Package Contents	Model Number	Quantity	List Price	Package Price
Overlap Desk with Bookcase	ML7224POB	1	\$903	\$2120
1 ½ Open Shelf	M19361XSN	1	\$434	
1 ½ Drawer High Lateral Cabinet	M1936PXB	1	\$627	
Top For 19.25"D Storage Unit	ML7219LT	1	\$156	

MLP217L: "L" Shape w/Delta Surface



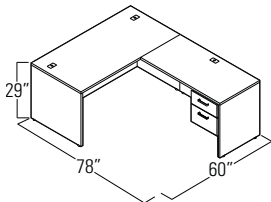
Package Contents	Model Number	Quantity	List Price	Package Price
Credenza - Rectangular	ML7224C	1	\$425	\$1632
Delta Island w/2 Square Posts - LEFT	ML6030PL	1	\$462	
Multi-Storage Unit - No Top	ML3622MS	1	\$745	

MLP108: "L" Shape Desk*



Package Contents	Model Number	Quantity	List Price	Package Price
Rectangular Desk	ML6630D	1	\$412	\$1273
Return	ML4824R	1	\$385	
Box/Box/File Pedestal	ML22BBF	1	\$476	

MLP107: "L" Shape Desk*



Package Contents	Model Number	Quantity	List Price	Package Price
Rectangular Desk	ML6030D	1	\$386	\$1145
Return	ML4824R	1	\$385	
Hanging Box/File Pedestal	ML22HBF	1	\$374	

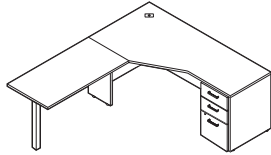
MLP116R - "L" Shape 72" x 84"



Package Contents	Model Number	Quantity	List Price	Package Price
Extended Corner Credenza - RIGHT	ML7236CER	1	\$597	\$1460
Rectangular Island w/Square Post	ML4824RI	1	\$387	
Box/Box/File Pedestal	ML22BBF	1	\$476	

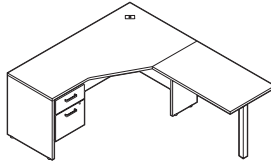
* Can be assembled left or right

MLP116L: "L" Shape 84" x 72"



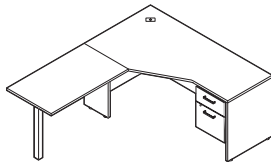
Package Contents	Model Number	Quantity	List Price	Package Price
Extended Corner Credenza - LEFT	ML7236CEL	1	\$597	\$1460
Rectangular Island w/Square Post	ML4824RI	1	\$387	
Box/Box/File Pedestal	ML22BBF	1	\$476	

MLP115R: "L" Shape 66" x 78"



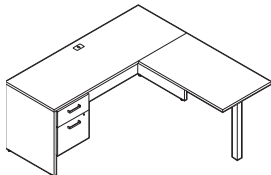
Package Contents	Model Number	Quantity	List Price	Package Price
Extended Corner Credenza - RIGHT	ML6636CER	1	\$526	\$1264
Rectangular Island w/Square Post	ML4224RI	1	\$364	
Hanging Box/File Pedestal	ML22HBF	1	\$374	

MLP115L: "L" Shape 78" x 66"



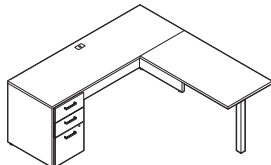
Package Contents	Model Number	Quantity	List Price	Package Price
Extended Corner Credenza - LEFT	ML6636CEL	1	\$526	\$1264
Rectangular Island w/Square Post	ML4224RI	1	\$364	
Hanging Box/File Pedestal	ML22HBF	1	\$374	

MLP113: "L" Shape 66" x 66"*



Package Contents	Model Number	Quantity	List Price	Package Price
Credenza - Rectangular	ML6624C	1	\$380	\$1118
Rectangular Island w/Square Post	ML4224RI	1	\$364	
Hanging Box/File Pedestal	ML22HBF	1	\$374	

MLP114 - "L" Shape 72" x 72"*

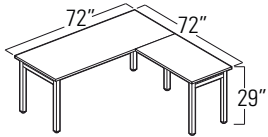


Package Contents	Model Number	Quantity	List Price	Package Price
Credenza - Rectangular	ML7224C	1	\$425	\$1288
Rectangular Island w/Square Post	ML4824RI	1	\$387	
Box/Box/File Pedestal	ML22BBF	1	\$476	

* Can be assembled left or right

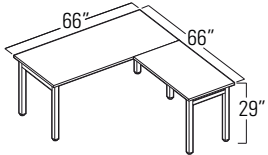
I IONIC™ - PACKAGES

MLP224: "L" Shape Suite*



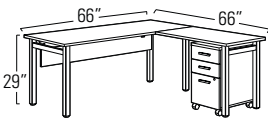
Package Contents	Model Number	Quantity	List Price	Package Price
Table Desk	ML7230DWL	1	\$639	\$975
Return	ML4224RWL	1	\$336	

MLP222: "L" Shape Suite*



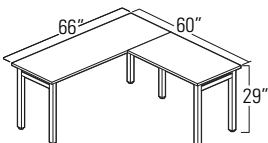
Package Contents	Model Number	Quantity	List Price	Package Price
Table Desk	ML6630DWL	1	\$623	\$934
Return	ML3624RWL	1	\$311	

MLP231: "L" Shape Suite*



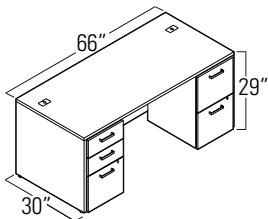
Package Contents	Model Number	Quantity	List Price	Package Price
Table Desk	ML6630DWL	1	\$623	\$1754
Return	ML3624RWL	1	\$311	
Box/Box/File Mobile Pedestal	MLMP22BBF	1	\$656	
Modesty Panel for Table Desk	ML6612MPT	1	\$164	

MLP223: "L" Shape Suite*



Package Contents	Model Number	Quantity	List Price	Package Price
Table Desk	ML6624DWL	1	\$576	\$887
Return	ML3624RWL	1	\$311	

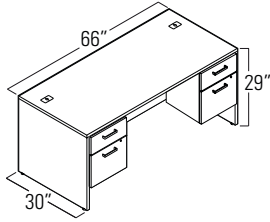
MLP109 - 66" x 30" Double Pedestal Desk



Package Contents	Model Number	Quantity	List Price	Package Price
Rectangular Desk	ML6630D	1	\$412	\$1348
Box/Box/File Pedestal	ML22BBF	1	\$476	
File/File Pedestal	ML22FF	1	\$460	

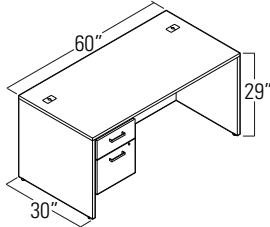
* Can be assembled left or right

MLP110: 66" x 30" Double Pedestal Desk



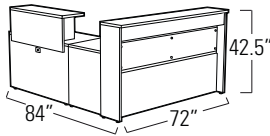
Package Contents	Model Number	Quantity	List Price	Package Price
Rectangular Desk	ML6630D	1	\$412	\$1160
Hanging Box/File Pedestal	ML22HBF	2	\$374	

MLP111: 60" x 30" Single Pedestal Desk*



Package Contents	Model Number	Quantity	List Price	Package Price
Rectangular Desk	ML6030D	1	\$386	\$760
Hanging Box/File Pedestal	ML22HBF	1	\$374	

MLP633: Reception Suite



Package Contents	Model Number	Quantity	List Price	Package Price
Reception Desk	ML72MRD	1	\$2600	\$3362
Return	ML4824R	1	\$385	
Reception Desk Top	ML36RT	1	\$377	

* Can be assembled left or right

TABLE DESKS & COMPONENTS

MODEL # DIMENSIONS ^{IN}/_{MM} WEIGHT ^{LB}/_{KG} VOLUME ^{FT³}/_{MT³} LIST PRICE

W x D x H

24" deep

ML3624DWL	36 x 24 x 29 <i>914 x 610 x 737</i>	67 <i>30.39</i>	3.7 <i>0.1</i>	\$482
ML4824DWL	48 x 24 x 29 <i>1219 x 610 x 737</i>	76 <i>34.47</i>	4.1 <i>0.11</i>	\$503
ML5424DWL	54 x 24 x 29 <i>1372 x 610 x 737</i>	81 <i>36.74</i>	4.2 <i>0.11</i>	\$526
ML6024DWL	60 x 24 x 29 <i>1524 x 610 x 737</i>	89 <i>40.37</i>	4.4 <i>0.12</i>	\$550
ML6624DWL	66 x 24 x 29 <i>1676 x 610 x 737</i>	89 <i>40.37</i>	4.6 <i>0.13</i>	\$576
ML7224DWL	72 x 24 x 29 <i>1829 x 610 x 737</i>	93 <i>42.18</i>	4.8 <i>0.13</i>	\$589

30" deep

ML6030DWL	60 x 30 x 29 <i>1524 x 762 x 737</i>	103 <i>46.72</i>	5.5 <i>0.15</i>	\$599
ML6630DWL	66 x 30 x 29 <i>1676 x 762 x 737</i>	104 <i>47.17</i>	5.7 <i>0.16</i>	\$623
ML7230DWL	72 x 30 x 29 <i>1829 x 762 x 737</i>	111 <i>50.35</i>	5.9 <i>0.16</i>	\$639




Table Desk

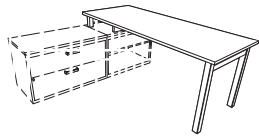
Freestanding rectangular desk with two H-legs and stability panel. Accepts laminate modesty panel. Shipped easy to assemble in 2 cartons.

24" deep

ML6624POL	66 x 24 x 29 <i>1676 x 610 x 737</i>	69 <i>31.3</i>	5 <i>0.14</i>	\$560
ML7224POL	72 x 24 x 29 <i>1829 x 610 x 737</i>	73 <i>33.11</i>	5.25 <i>0.14</i>	\$577

30" deep

ML6630POL	66 x 30 x 29 <i>1676 x 762 x 737</i>	81 <i>36.74</i>	5.75 <i>0.16</i>	\$617
ML7230POL	72 x 30 x 29 <i>1829 x 762 x 737</i>	86 <i>39.01</i>	6 <i>0.16</i>	\$631



Overlap Desk w/Legs

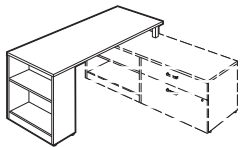
To overlap and be supported by low storage and 22.25"H shelving units. Includes one 28" high H-leg, one 5 3/4" high H-leg support and laminate support spacer. Specify laminate finish for top and support spacer and H-leg finish. Alternative: May also be supported by a 1 1/2 high MVL steel storage unit with a 1" thick laminate top. Shipped easy to assemble in 2 cartons.

24" deep

ML7224POB	72 x 24 x 29 <i>1829 x 610 x 737</i>	94 <i>42.64</i>	10 <i>0.28</i>	\$903
-----------	---	--------------------	-------------------	--------------

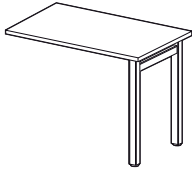
30" deep

ML7230POB	72 x 30 x 29 <i>1829 x 762 x 737</i>	118 <i>53.52</i>	11.5 <i>0.32</i>	\$969
-----------	---	---------------------	---------------------	--------------



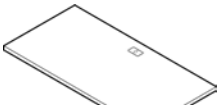
Overlap Desk w/Bookcase

To overlap and be supported by low storage and 22.25"H shelving units. Includes one 12"D bookcase with an adjustable shelf, one 5 3/4" high H-leg support and laminate support spacer. Specify laminate finish for top and support spacer, laminate finish for bookcase and H-leg finish. Alternative: May also be supported by a 1 1/2 high MVL steel storage unit with a 1" thick laminate top. Shipped easy to assemble in 3 cartons.

TABLES DESK & COMPONENTS	MODEL #	DIMENSIONS ^{IN} _{MM}	WEIGHT ^{LB} _{KG}	VOLUME ^{FT³} _{MT³}	LIST PRICE
		W x D x H			
	ML3024RWL	30 x 24 x 29 <i>762 x 610 x 737</i>	50 <i>22.68</i>	3.5 <i>0.09</i>	\$307
	ML3624RWL	36 x 24 x 29 <i>914 x 610 x 737</i>	55 <i>24.95</i>	3.7 <i>0.1</i>	\$311
	ML4224RWL	42 x 24 x 29 <i>1067 x 610 x 737</i>	59 <i>26.76</i>	3.9 <i>0.11</i>	\$336
	ML4824RWL	48 x 24 x 29 <i>1219 x 610 x 737</i>	64 <i>29.03</i>	4.1 <i>0.11</i>	\$341
	ML5424RWL	54 x 24 x 29 <i>1372 x 610 x 737</i>	67 <i>30.39</i>	4.2 <i>0.11</i>	\$365

Return

Connects flush to freestanding desk, table desk and credenza. One leg included. Connecting hardware included. Shipped easy to assemble in 2 cartons.

	ML3624B	36 x 24 x 1 <i>914 x 610 x 25</i>	35 <i>15.88</i>	2 <i>0.05</i>	\$168
	ML4224B	42 x 24 x 1 <i>1067 x 610 x 25</i>	40 <i>18.14</i>	2 <i>0.05</i>	\$187
	ML4824B	48 x 24 x 1 <i>1219 x 610 x 25</i>	44 <i>19.96</i>	2 <i>0.05</i>	\$197


Bridge Top

Connects flush between two freestanding units with full end gables or two H-legs. Shipped easy to assemble in 1 carton.

	ML24LEG	23 x 4 x 28 <i>584 x 102 x 711</i>	19 <i>8.62</i>	3 <i>0.08</i>	\$96
---	---------	---------------------------------------	-------------------	------------------	-------------

H-Leg

For use with 24" deep tops only. Shipped assembled in 1 carton.

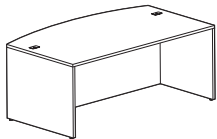
	ML4812MPT	42 x 0.68 x 12 <i>1067 x 17 x 305</i>	24 <i>10.89</i>	1 <i>0.02</i>	\$149
	ML5412MPT	48 x 0.68 x 12 <i>1219 x 17 x 305</i>	26 <i>11.79</i>	1 <i>0.02</i>	\$155
	ML6012MPT	54 x 0.68 x 12 <i>1372 x 17 x 305</i>	28 <i>12.7</i>	1 <i>0.02</i>	\$160
	ML6612MPT	60 x 0.68 x 12 <i>1524 x 17 x 305</i>	32 <i>14.51</i>	1.5 <i>0.04</i>	\$164
	ML7212MPT	66 x 0.68 x 12 <i>1676 x 17 x 305</i>	27 <i>12.25</i>	1.5 <i>0.04</i>	\$169

Modesty Panel for Table Desks

ML4812MPT can be used with ML4824DWL.
 ML5412MPT can be used with ML5424DWL.
 ML6012MPT can be used with ML6030DWL and ML6024DWL.
 ML6612MPT can be used with ML6630DWL and ML6624DWL.
 ML7212MPT can be used with ML7230DWL and ML7224DWL.
 To be secured to H-leg tabs with wood screws provided, pilot holes pre-drilled.
 Shipped in 1 carton.

DESKS	MODEL #	DIMENSIONS ^{IN} _{MM}	WEIGHT ^{LB} _{KG}	VOLUME ^{FT³} _{MT³}	LIST PRICE
-------	---------	---	---------------------------------------	---	------------

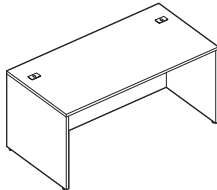
W x D x H



Bow Desk

ML7242BD	72 x 36 x 29 <i>1829 x 914 x 737</i>	176 <i>79.83</i>	7 <i>0.19</i>	\$718
----------	---	---------------------	------------------	--------------

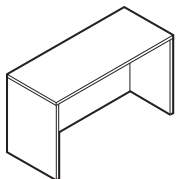
Bow desk with two wire grommets and a full modesty panel. Modesty panel recessed 6.5" at both ends and 12" on center. Shipped easy to assemble in 1 carton.



Rectangular Desk

ML6030D	60 x 30 x 29 <i>1524 x 762 x 737</i>	125 <i>56.7</i>	4.5 <i>0.12</i>	\$386
ML6630D	66 x 30 x 29 <i>1676 x 762 x 737</i>	132 <i>59.87</i>	5 <i>0.14</i>	\$412
ML7230D	72 x 30 x 29 <i>1829 x 762 x 737</i>	157 <i>71.21</i>	5.5 <i>0.15</i>	\$452
ML7236D	72 x 36 x 29 <i>1829 x 914 x 737</i>	160 <i>72.57</i>	6 <i>0.16</i>	\$478

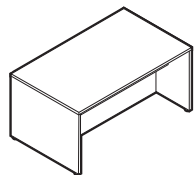
Rectangular desks with two wire grommets and a full modesty panel.
30" deep - modesty panel recessed 4.3".
36" deep - modesty panel recessed 5.0".
Shipped easy to assemble in 1 carton.



Space Saver Desks, Single Sided

ML482028CT	48 x 20 x 28 <i>1219 x 508 x 711</i>	73.4 <i>33.29</i>	2.8 <i>0.07</i>	\$428
ML542028CT	54 x 20 x 28 <i>1372 x 508 x 711</i>	83.1 <i>37.69</i>	3.2 <i>0.09</i>	\$449
ML602028CT	60 x 20 x 28 <i>1524 x 508 x 711</i>	92.9 <i>42.14</i>	3.5 <i>0.09</i>	\$466

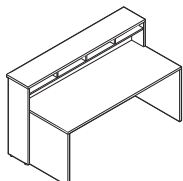
28"H overall. 20"D surface ideal as touch down space with option to include desktop power module. Inset back to accommodate cable management. Optional cut-out to accommodate Cove mini power module; power module to be ordered separately (see page 128). Cut-out options: FOG1 (left), FOG2 (centered) or FOG3 (right). Best suited for use with Craft lounge series, refer to seating section of the price list pages 27-29 or other occasional seating. Shipped easy to assemble in 1 carton.



Community Desks, Double Sided

ML483628CT	48 x 36 x 28 <i>1219 x 914 x 711</i>	130.1 <i>59.01</i>	4.2 <i>0.11</i>	\$622
ML543628CT	54 x 36 x 28 <i>1372 x 914 x 711</i>	140.1 <i>63.55</i>	4.3 <i>0.12</i>	\$647
ML603628CT	60 x 36 x 28 <i>1524 x 914 x 711</i>	150.1 <i>68.08</i>	4.8 <i>0.13</i>	\$676

28"H overall. Ideal for use in common areas as a casual meeting or workspace; accommodates users on either side. Center modesty panel is short to the underside of top by 6.5" with two support channels on either side of modesty creating a cavity for addition of power modules and cable management. Optional FOG1, FOG2 or FOG3 surface grommets also may accommodate Cove mini power module; power module to be ordered separately (see page 128). Side pass-through grommets are optional (Options: PTL pass-through left side, PTR pass-through right side or PT2 pass-through both sides). Best suited for use with Craft lounge series, refer to seating section of the price list pages 27-29. Shipped easy to assemble in 1 carton.



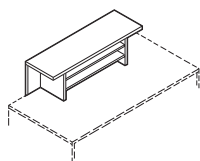
Reception Desk

ML72MRD	72 x 36.5 x 42 <i>1829 x 927 x 1067</i>	300 <i>136.08</i>	32 <i>0.9</i>	\$2600
---------	--	----------------------	------------------	---------------

When specifying two finishes: First finish: mantle top and desk worksurface. Second finish: vertical surfaces and pigeon holes.

Includes desk, reception mantle, glass panel mounted onto White melamine, light kit and four pigeon holes. Desk and mantle do not attach. Desk shipped easy to assemble in 1 carton. Mantle shipped easy to assemble in 2 carton.

DESKS **MODEL #** **DIMENSIONS** ^{IN}/_{MM} **WEIGHT** ^{LB}/_{KG} **VOLUME** ^{FT³}/_{MT³} **LIST PRICE**

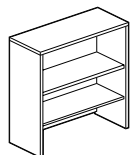


Reception Desk Top

W x D x H					
ML36RT	36 x 13 x 13	50	2.5	\$377	
	<i>914 x 330 x 330</i>	<i>22.68</i>	<i>0.07</i>		
ML42RT	42 x 13 x 13	66	3	\$412	
	<i>1067 x 330 x 330</i>	<i>29.94</i>	<i>0.08</i>		

Reception desk top that fits onto worksurfaces. Two shelves. Includes two-sided tape.
Note: 13" high above surface, 17" high overall. Shipped easy to assemble in 1 carton.

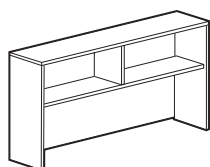
HUTCHES



Hutch - 36"

ML36HO	36 x 15 x 36	90	4	\$430	
	<i>914 x 381 x 914</i>	<i>40.82</i>	<i>0.11</i>		

ML36HO has a fixed center shelf and an adjustable lower shelf. Predrilled to accommodate glazed (ML36PHGD) or laminate (ML36PHLD) doors. Shipped easy to assemble in 1 carton.

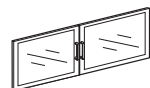


Hutch - 66" and 72"

ML66HO	66 x 15 x 36	132	5	\$524	
	<i>1676 x 381 x 914</i>	<i>59.87</i>	<i>0.14</i>		
ML72HO	72 x 15 x 36	140	6	\$549	
	<i>1829 x 381 x 914</i>	<i>63.5</i>	<i>0.16</i>		

ML72HO and ML66HO have fixed shelf dividers. Can be used on any straight worksurface. 20" of clearance between worksurface and bottom of hutch. Predrilled to accommodate glazed or laminate doors. Shipped easy to assemble in 1 carton.

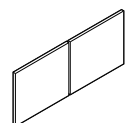
HUTCH DOORS



Glazed Doors

ML33DRAG	31.76 x 0.81 x 14.68	8	1.5	\$485	
	<i>807 x 21 x 373</i>	<i>3.63</i>	<i>0.04</i>		
ML36DRAG	34.76 x 0.81 x 14.68	10	1.5	\$500	
	<i>883 x 21 x 373</i>	<i>4.54</i>	<i>0.04</i>		

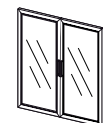
Set of two glazed doors for one side of hutch. Hinges included. Non locking. Not intended for use with laminate doors. Shipped in 1 carton.
ML33DRAG - Set of 2 doors for ML66HO with a total width of 33". ML36DRAG - Set of 2 doors for ML72HO with a total width of 36".



Laminate Doors

ML33DRL	31.76 x 0.68 x 15	18	2	\$101	
	<i>807 x 17 x 381</i>	<i>8.16</i>	<i>0.05</i>		
ML36DRL	34.76 x 0.68 x 15	20	2	\$105	
	<i>883 x 17 x 381</i>	<i>9.07</i>	<i>0.05</i>		

Set of two laminate doors for one side of hutch. Hinges included. Non locking. Not intended for use with glazed doors. Shipped in 1 carton.
ML33DRL - Set of 2 doors for ML66HO with a total width of 33". ML36DRL - Set of 2 doors for ML72HO with a total width of 36".



Glazed Doors for 36" Hutch

ML36PHGD	34.8 x 0.81 x 34.81	45	1.5	\$925	
	<i>884 x 21 x 884</i>	<i>20.41</i>	<i>0.04</i>		

Set of two aluminum framed glazed doors that fit onto 36" wide hutch only. Handles included. Non locking. Shipped in 1 carton.

HUTCH DOORS **MODEL #** **DIMENSIONS** **WEIGHT** **VOLUME** **LIST PRICE**

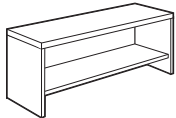


Laminate Doors for 36" Hutch

	W x D x H			
ML36PHLD	34.8 x 0.68 x 34.81	35	0.75	\$236
	<i>884 x 17 x 884</i>	<i>15.88</i>	<i>0.02</i>	

Set of two laminate doors that fit onto 36" wide hutch only. Handles included. Non locking. Shipped in 1 carton.

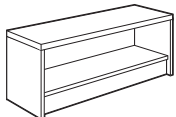
DESKTOP STORAGE



Desktop Storage - Low Open

ML36LDTS	36 x 12 x 12	50	3.6	\$385
	<i>914 x 305 x 305</i>	<i>22.68</i>	<i>0.1</i>	
ML42LDTS	42 x 12 x 12	59	4.2	\$421
	<i>1067 x 305 x 305</i>	<i>26.76</i>	<i>0.11</i>	
ML48LDTS	48 x 12 x 12	69	4.9	\$443
	<i>1219 x 305 x 305</i>	<i>31.3</i>	<i>0.13</i>	
ML54LDTS	54 x 12 x 12	80	5.5	\$471
	<i>1372 x 305 x 305</i>	<i>36.29</i>	<i>0.15</i>	

Desktop storage secures with double sided tape included to surface mounting on. Inside clearance 7.25"H, 3"H open bottom. 54" wide unit has a center vertical divider. Shipped assembled in 1 carton.

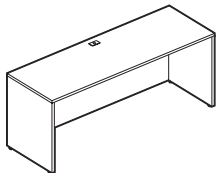


Desktop Storage with Fascia

ML36LDTSF	36 x 12 x 12	54	3.6	\$399
	<i>914 x 305 x 305</i>	<i>24.49</i>	<i>0.1</i>	
ML42LDTSF	42 x 12 x 12	63	4.2	\$437
	<i>1067 x 305 x 305</i>	<i>28.58</i>	<i>0.11</i>	
ML48LDTSF	48 x 12 x 12	73	4.9	\$460
	<i>1219 x 305 x 305</i>	<i>33.11</i>	<i>0.13</i>	
ML54LDTSF	54 x 12 x 12	84	5.5	\$488
	<i>1372 x 305 x 305</i>	<i>38.1</i>	<i>0.15</i>	

Desktop storage secures with double sided tape included to surface mounting on. 54" wide unit has a center vertical divider. Inside clearance 7.25"H, fascia is optional with cut-out to accommodate Cove mini power module MVCOVSM2B/S or MVCOVS1UB/S; power module to be ordered separately (see page 128). Cut-out options: FOG1 (left), FOG2 (centered) or FOG3 (right). MLxLDTSF back is short to allow cable from power module to pass through back. Shipped assembled in 1 carton.

CREDENZAS

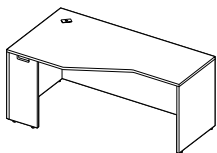


Credenza - Rectangular

ML7224C	72 x 24 x 29	123	5	\$425
	<i>1829 x 610 x 737</i>	<i>55.79</i>	<i>0.14</i>	
ML6624C	66 x 24 x 29	117	4.5	\$380
	<i>1676 x 610 x 737</i>	<i>53.07</i>	<i>0.12</i>	

Rectangular credenza with a surface wire grommet and a modesty panel wire grommet. Flush and full height modesty panel. Optional 12"H modesty panel available, please specify **(12)**. Shipped easy to assemble in 1 carton.

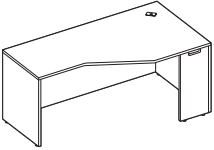
EXTENDED CORNER CREDENZAS



Extended Corner Credenza - LEFT

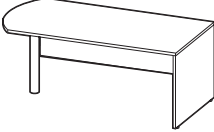
ML6636CEL	66 x 36 x 29	142	5.5	\$526
	<i>1676 x 914 x 737</i>	<i>64.41</i>	<i>0.15</i>	
ML7236CEL	72 x 36 x 29	150	6	\$597
	<i>1829 x 914 x 737</i>	<i>68.04</i>	<i>0.16</i>	

Narrow and full gables. Narrow end gable can be connected to 24"D return or flush bridge. Full end panel cannot be connected. Corner wire grommet. Optional 12"H modesty panel available, please specify **(12)**. Shipped easy to assemble in 1 carton.

EXTENDED CORNER CRENZAS	MODEL #	DIMENSIONS ^{IN} _{MM}	WEIGHT ^{LB} _{KG}	VOLUME ^{FT³} _{MT³}	LIST PRICE
	ML6636CER	66 x 36 x 29	142	5.5	\$526
		<i>1676 x 914 x 737</i>	<i>64.41</i>	<i>0.15</i>	
	ML7236CER	72 x 36 x 29	150	6	\$597
		<i>1829 x 914 x 737</i>	<i>68.04</i>	<i>0.16</i>	

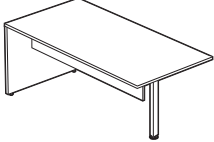
Extended Corner Credenza - RIGHT

Narrow and full gables. Narrow end gable can be connected to 24"D return or flush bridge. Full end panel cannot be connected. Corner wire grommet. Full height modesty panel. Optional 12"H modesty panel available, please specify (12). Shipped easy to assemble in 1 carton.

ISLANDS WITH MODESTY	MODEL #	DIMENSIONS ^{IN} _{MM}	WEIGHT ^{LB} _{KG}	VOLUME ^{FT³} _{MT³}	LIST PRICE
	ML6630DM	66 x 30 x 29	91	5	\$478
		<i>1676 x 762 x 737</i>	<i>41.28</i>	<i>0.14</i>	
	ML7236DM	72 x 36 x 29	108	6	\$561
		<i>1829 x 914 x 737</i>	<i>48.99</i>	<i>0.16</i>	

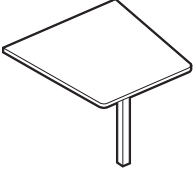
"D" Island w/Square Post Leg

Square post and modesty panel with 16" clearance. No grommet. Must be connected. Reversible. Shipped easy to assemble in 2 cartons.

	ML6630RM	66 x 30 x 29	88	5	\$478
		<i>1676 x 762 x 737</i>	<i>39.92</i>	<i>0.14</i>	
	ML7236RM	72 x 36 x 29	114	6	\$561
		<i>1829 x 914 x 737</i>	<i>51.71</i>	<i>0.16</i>	

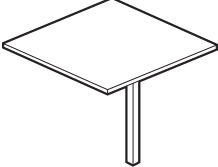
Rectangular Island w/Square Post Leg

Square post and modesty panel with 16" clearance. No grommet. Must be connected. Reversible. Shipped easy to assemble in 2 cartons.

ISLANDS WITHOUT MODESTY	MODEL #	DIMENSIONS ^{IN} _{MM}	WEIGHT ^{LB} _{KG}	VOLUME ^{FT³} _{MT³}	LIST PRICE
	ML3636WI	36 x 36 x 29	35.8	2.34	\$357
		<i>914 x 914 x 737</i>	<i>16.24</i>	<i>0.06</i>	
	ML4242WI	42 x 42 x 29	45.8	3.04	\$430
		<i>1067 x 1067 x 737</i>	<i>20.77</i>	<i>0.08</i>	

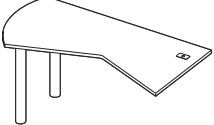
Wedge Island - Square Post Leg

36" or 42" wide where surface connects. Use to create a collaborative huddle table with open shelf ML36290S or ML42290S. Connecting hardware included. Shipped easy to assemble in 2 cartons.

	ML3636SI	36 x 36 x 29	37.8	2.34	\$345
		<i>914 x 914 x 737</i>	<i>17.15</i>	<i>0.06</i>	
	ML4242SI	42 x 42 x 29	47.8	3.04	\$416
		<i>1067 x 1067 x 737</i>	<i>21.68</i>	<i>0.08</i>	

Square Island - Square Post Leg

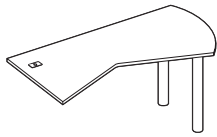
36" or 42" wide where surface connects. Use to create a collaborative huddle table with open shelf ML36290S or ML42290S. Connecting hardware included. Shipped easy to assemble in 2 cartons.

	ML6030PL	60 x 30 x 29	63	2.5	\$462
		<i>1524 x 762 x 737</i>	<i>28.58</i>	<i>0.07</i>	

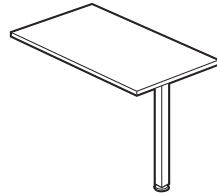
Delta Island w/Square Post Legs - LEFT

30"D where surface connects. Corner wire grommet. Two square posts. Connecting hardware included. Optional modesty panel available. Shipped easy to assemble in 3 cartons.

ISLANDS WITHOUT MODESTY



Delta Island w/Square Post Legs - RIGHT



Rectangular Island w/Square Post Leg

MODEL #	DIMENSIONS ^{IN} _{MM}	WEIGHT ^{LB} _{KG}	VOLUME ^{FT³} _{MT³}	LIST PRICE
ML6030PR	60 x 30 x 29	63	2.5	\$462
	1524 x 762 x 737	28.58	0.07	

30"D where surface connects. Corner wire grommet. Two square posts. Connecting hardware included. Optional modesty panel available. Shipped easy to assemble in 3 cartons.

ML4224RI	42 x 24 x 29	19	2	\$364
	1067 x 610 x 737	8.62	0.05	
ML4824RI	48 x 24 x 29	21	2	\$387
	1219 x 610 x 737	9.53	0.05	

24"D where surface connects. One square post. Connecting hardware included. Optional modesty panel available. Reversible. Shipped easy to assemble in 2 cartons.

MODESTY PANELS

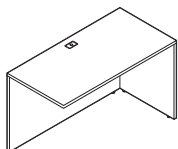


Modesty Panel for Island Surfaces

	W x D x H			
ML4212MP	32 x 0.68 x 12	15	0.65	\$142
	813 x 17 x 305	6.8	0.01	
ML4812MP	38 x 0.68 x 12	20	0.75	\$165
	965 x 17 x 305	9.07	0.02	
ML6012MP	45 x 0.68 x 12	25	1	\$168
	1143 x 17 x 305	11.34	0.02	

ML4212MP can be used with ML4224RI. ML4812MP can be used with ML4824RI. ML6012MP can be used with ML6030PL and ML6030PR. Shipped easy to assemble in 1 carton.

RETURNS

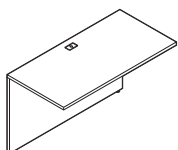


Return

ML3024R	30 x 24 x 29	61	2.5	\$357
	762 x 610 x 737	27.67	0.07	
ML3624R	36 x 24 x 29	68	3	\$368
	914 x 610 x 737	30.84	0.08	
ML4224R	42 x 24 x 29	76	3.5	\$381
	1067 x 610 x 737	34.47	0.09	
ML4824R	48 x 24 x 29	85	4	\$385
	1219 x 610 x 737	38.56	0.11	

For use with rectangular desks, credenzas and corner credenzas. Two grommets. Reversible. Optional 12"H modesty panel available, please specify (12). Shipped easy to assemble in 1 carton.



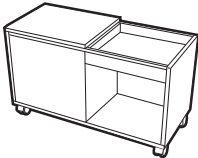
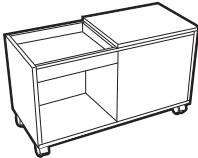

BRIDGES



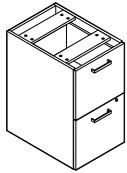
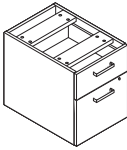
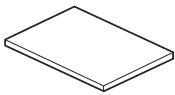


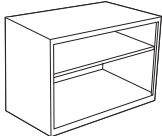
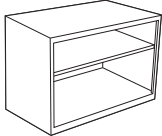
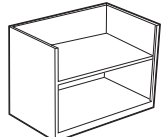
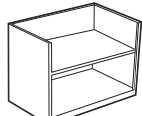
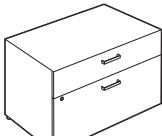
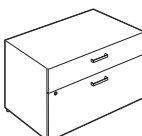
Bridge

ML3624FB	36 x 24 x 29	55	2	\$318
	914 x 610 x 737	24.95	0.05	
ML4224FB	42 x 24 x 29	65	2.5	\$329
	1067 x 610 x 737	29.48	0.07	
ML4824FB	48 x 24 x 29	75	3	\$341
	1219 x 610 x 737	34.02	0.08	

To create a "U" shape by connecting two units with full end gables. Two wire grommets. Connecting hardware included. Optional 12"H modesty panel available, please specify (12). Shipped easy to assemble in 1 carton.

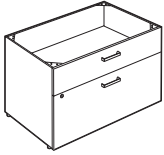
MOBILE PEDESTALS	MODEL #	DIMENSIONS ^{IN} _{MM}	WEIGHT ^{LB} _{KG}	VOLUME ^{FT³} _{MT³}	LIST PRICE
 <p>Box/File Mobile Pedestal</p>	MLMP22BF	16 x 22 x 23	80	7	\$576
		406 x 559 x 584	36.29	0.19	
<p>One box drawer and one front locking file drawer. Supported by five casters with two front locking casters. Pencil tray included. File drawer accommodates front-to-back letter size or side-to-side legal size files. Optional cushion available. Shipped assembled in 1 carton.</p> <p>Limited Lifetime Warranty (5-year exceptions apply - see page 148). Weight capacity for this series is 300 lbs.</p>					
 <p>Box/Box/File Mobile Pedestal</p>	MLMP22BBF	16 x 22 x 27	95	8	\$656
		406 x 559 x 686	43.09	0.22	
<p>Two box drawers and one front locking file drawer. Front locking casters. Pencil tray included. File drawer accommodates front-to-back letter size or side-to-side legal size files. Sits flush with user edge under 30"D table desks with or without modesty panel or 24"D returns without modesty panel. Does not sit flush under 24"D table desk. Shipped assembled in 1 carton.</p>					
 <p>Mobile Ped Buddy - LEFT</p>	MLMPB34L	16 x 34 x 20	62	8.75	\$703
		406 x 864 x 508	28.12	0.24	
<p>All laminate construction with a Brushed Chrome trim. Accepts legal or letter hanging file folders in file box; right side is split with an upper open box and a lower open shelf ideal for neatly storing reference materials, larger personal items or a recycling bin within a workspace. Sliding top conceals or exposes one side or the other and accepts an optional cushion to provide extra seating for guests. Shipped assembled in 1 carton.</p>					
 <p>Mobile Ped Buddy - RIGHT</p>	MLMPB34R	16 x 34 x 20	62	8.75	\$703
		406 x 864 x 508	28.12	0.24	
<p>All laminate construction with a Brushed Chrome trim. Accepts legal or letter hanging file folders in file box; left side is split with an upper open box and a lower open shelf ideal for neatly storing reference materials, larger personal items or a recycling bin within a workspace. Sliding top conceals or exposes one side or the other and accepts an optional cushion to provide extra seating for guests. Shipped assembled in 1 carton.</p>					
 <p>Cushion for Mobile Ped Buddy</p>	MLMPBC18	17.6 x 14.8 x 1.5	10	0.8	\$108
		447 x 376 x 38	4.54	0.02	
<p>For use with MLMPB34L or MLMPB34R. Available in all Global grade 1 seating textiles or in Luxhide bonded leather. 1 carton.</p> <p>Limited Lifetime Warranty (5-year exceptions apply - see page 148). In seating applications, weight capacity for this series is 300 lbs.</p> <p>Alternate textile options: Graded-in textiles are available. No minimum quantities. Contact Customer Service for pricing.</p>					

PEDESTALS	MODEL #	DIMENSIONS ^{IN} _{MM}	WEIGHT ^{LB} _{KG}	VOLUME ^{FT³} _{MT³}	LIST PRICE
 <p>Cushion for Box/File Mobile Pedestal</p>	MLMPC22	16 x 22 x 2	8	0.9	\$117
		406 x 559 x 51	3.63	0.02	
<p>For use with MLMP22BF only. Available in all Global grade 1 seating textiles or in Luxhide bonded leather. 1 carton.</p> <p>Limited Lifetime Warranty (5-year exceptions apply - see page 148). In seating applications, weight capacity for this series is 300 lbs.</p> <p>Alternate textile options: Graded-in textiles are available. No minimum quantities. Contact Customer Service for pricing.</p>					
 <p>Box/Box/File Pedestal</p>	ML22BBF	16 x 22 x 28	82	8	\$476
		406 x 559 x 711	37.19	0.22	
<p>Two box drawers and one front locking file drawer. Pencil tray included. File drawer accommodates front-to-back letter size or side-to-side legal size files. Top is open. May be installed or moved to a left or right hand position within a bow/rectangular/reception desk, return or credenza. Shipped assembled in 1 carton.</p>					
 <p>File/File Pedestal</p>	ML22FF	16 x 22 x 28	82	8	\$460
		406 x 559 x 711	37.19	0.22	
<p>Two front locking file drawers. Can be moved to a left or right position. Top is open. Pencil tray included. File drawer accommodates front-to-back letter size or side-to-side legal size files. Shipped assembled in 1 carton.</p>					
 <p>Hanging Box/File Pedestal</p>	ML22HBF	16 x 22 x 19	65	5	\$374
		406 x 559 x 483	29.48	0.14	
<p>One box drawer and one front locking file drawer. Pencil tray included. File drawer accommodates front-to-back letter size or side-to-side legal size files. Shipped assembled in 1 carton.</p>					
 <p>Pedestal Top</p>	ML22TOP	16 x 22 x 1	9	1	\$71
		406 x 559 x 25	4.08	0.02	
<p>Top for ML22BBF and ML22FF pedestals. Includes mounting hardware. 1 carton.</p>					

STORAGE UNITS	MODEL #	DIMENSIONS ^{IN} _{MM}	WEIGHT ^{LB} _{KG}	VOLUME ^{FT³} _{MT³}	LIST PRICE
 <p>Low Shelf Unit w/Top</p>	ML2230COT	30 x 24 x 22.25 <i>762 x 610 x 565</i>	149 <i>67.59</i>	10.73 <i>0.3</i>	\$537
	ML2236COT	36 x 24 x 22.25 <i>914 x 610 x 565</i>	179 <i>81.19</i>	12.79 <i>0.36</i>	\$550
<p>24"D. Can be used as a freestanding shelf unit or to support overlap desk with leg or bookcase. One adjustable shelf. Specify top finish and chasis/shelf finish separately. Accepts ML2436C and ML2430C cushions. Shipped assembled in 1 carton.</p>					
 <p>Low Shelf Unit w/Top</p>	ML2230NOT	30 x 19.25 x 22.25 <i>762 x 489 x 565</i>	116 <i>52.62</i>	8.71 <i>0.24</i>	\$521
	ML2236NOT	36 x 19.25 x 22.25 <i>914 x 489 x 565</i>	138 <i>62.6</i>	10.38 <i>0.29</i>	\$528
<p>19.25"D. Can be used as a freestanding shelf unit or to support overlap desk with leg or bookcase. One adjustable shelf. Specify top finish and chasis/shelf finish separately. Accepts ML1936C and ML1930C cushions. Shipped assembled in 1 carton.</p>					
 <p>Low Shelf Unit - No Top</p>	ML2130CO	30 x 24 x 21.25 <i>762 x 610 x 540</i>	127 <i>57.61</i>	10.27 <i>0.29</i>	\$473
	ML2136CO	36 x 24 x 21.25 <i>914 x 610 x 540</i>	151 <i>68.49</i>	12.25 <i>0.34</i>	\$485
<p>24"D. Can be used to create a freestanding unit (two low storage units and a finished top). Can also support overlap desk with leg or bookcase. Shipped assembled in 1 carton.</p>					
 <p>Low Shelf Unit - No Top</p>	ML2130NO	30 x 19.25 x 21.25 <i>762 x 489 x 540</i>	98 <i>44.45</i>	8.34 <i>0.23</i>	\$455
	ML2136NO	36 x 19.25 x 21.25 <i>914 x 489 x 540</i>	117 <i>53.07</i>	9.94 <i>0.28</i>	\$470
<p>19.25"D. Can be used to create a freestanding unit (two low storage units and a finished top). Can also support overlap desk with leg or bookcase. Shipped assembled in 1 carton.</p>					
 <p>Low Box/File w/Top</p>	ML2230BFT	30 x 24 x 22.25 <i>762 x 610 x 565</i>	165 <i>74.84</i>	10.73 <i>0.3</i>	\$784
	ML2236BFT	36 x 24 x 22.25 <i>914 x 610 x 565</i>	197 <i>89.36</i>	12.79 <i>0.36</i>	\$815
<p>24"D freestanding unit with one box drawer and one file drawer. Can also support overlap desk with leg or bookcase. Lock secures both drawers. Counterweight included. Specify top finish and chasis/drawer front finish separately. Shipped assembled in 1 carton.</p>					
 <p>Low Box/File w/Top</p>	ML230NBFT	30 x 19.25 x 22.25 <i>762 x 489 x 565</i>	134 <i>60.78</i>	8.71 <i>0.24</i>	\$763
	ML236NBFT	36 x 19.25 x 22.25 <i>914 x 489 x 565</i>	160 <i>72.57</i>	10.38 <i>0.29</i>	\$793
<p>19.25"D freestanding unit with one box drawer and one file drawer. Can also support overlap desk with leg or bookcase. Lock secures both drawers. Counterweight included. Specify top finish and chasis/drawer front finish separately. Shipped assembled in 1 carton.</p>					

STORAGE UNITS **MODEL #** **DIMENSIONS** ^{IN}/_{MM} **WEIGHT** ^{LB}/_{KG} **VOLUME** ^{FT³}/_{MT³} **LIST PRICE**

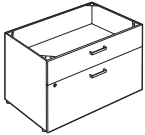
W x D x H



Low Box/File - No Top

ML2130BF	30 x 24 x 21.25 762 x 610 x 540	141 63.96	10.27 0.29	\$693
ML2136BF	36 x 24 x 21.25 914 x 610 x 540	167 75.75	12.25 0.34	\$717

24"D. Can be used to create a freestanding unit (two low storage units and a finished top). One box drawer and one front file drawer. Can also support overlap desk with leg or bookcase. Lock secures both drawers. Shipped assembled in 1 carton.



Low Box/File - No Top

ML2130NBF	30 x 19.25 x 21.25 762 x 489 x 540	114 51.71	8.34 0.23	\$674
ML2136NBF	36 x 19.25 x 21.25 914 x 489 x 540	137 62.14	9.94 0.28	\$695


19.25"D. Can be used to create a freestanding unit (two low storage units and a finished top). One box drawer and one front file drawer. Can also support overlap desk with leg or bookcase. Lock secures both drawers. Shipped assembled in 1 carton.



Lateral File - No Top

ML3622LF	36 x 22 x 28 914 x 559 x 711	160 72.57	18 0.5	\$726
----------	---------------------------------	--------------	-----------	--------------

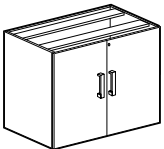
22"D. Fits under 24"D worksurface. Two front locking file drawers. File bars for front-to-back filing included. Shipped assembled in 1 carton.



Lateral File w/Top

ML3624LFT	36 x 24 x 29 914 x 610 x 737	165 74.84	18 0.5	\$830
-----------	---------------------------------	--------------	-----------	--------------

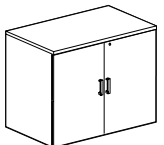
24"D. Two front locking file drawers. File bars for front-to-back filing included. Incorporates anti-tip feature - only one drawer can be opened at a time. Shipped assembled in 1 carton.



Storage Cabinet - No Top

ML3622SC	36 x 22 x 28 914 x 559 x 711	120 54.43	18 0.5	\$547
----------	---------------------------------	--------------	-----------	--------------

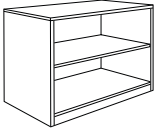
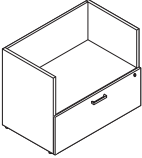

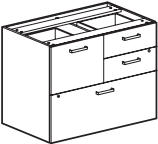
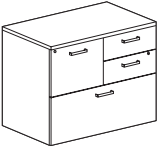
22"D. Fits under 24"D worksurface. Two front locking doors. One adjustable shelf. Shipped assembled in 1 carton.



Storage Cabinet w/Top

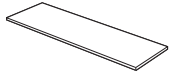
ML3624SCT	36 x 24 x 29 914 x 610 x 737	125 56.7	18 0.5	\$652
-----------	---------------------------------	-------------	-----------	--------------

24"D. Two front locking doors. One adjustable shelf. Shipped assembled in 1 carton.

STORAGE UNITS	MODEL #	DIMENSIONS ^{IN} _{MM}	WEIGHT ^{LB} _{KG}	VOLUME ^{FT³} _{MT³}	LIST PRICE
 <p>Open Shelf Storage</p>		W x D x H			
	ML3629OS	36 x 24 x 29 <i>914 x 610 x 737</i>	113 <i>51.26</i>	16.1 <i>0.45</i>	\$595
	ML4229OS	42 x 24 x 29 <i>1067 x 610 x 737</i>	132 <i>59.87</i>	18.1 <i>0.51</i>	\$645
	<p>24"D. Units are open front and back. Use stand-alone or with wedge islands (ML3636WI, ML4242WI) or square islands (ML3636SI, ML4242SI) in corresponding width to create a collaborative huddle space. Centre fixed shelf. Shipped easy to assemble in 1 carton.</p>				
 <p>Open Shelf/Lateral Drawer - No Top</p>					
	ML3622SL	36 x 22 x 28 <i>914 x 559 x 711</i>	169 <i>76.66</i>	15.92 <i>0.45</i>	\$678
	<p>22"D. Fits under 24"D worksurface. One open shelf and one front locking lateral file drawer. Counterweight included. Shipped assembled in 1 carton.</p>				
 <p>Open Shelf/Lateral Drawer w/Top</p>					
	ML3624SLT	36 x 24 x 29 <i>914 x 610 x 737</i>	172 <i>78.02</i>	16.47 <i>0.46</i>	\$728
	<p>24"D. One open shelf and one front locking lateral file drawer. Counterweight included. Specify top finish and chasis/drawer front finish separately. Shipped assembled in 1 carton.</p>				
 <p>Multi-Storage Unit - No Top</p>					
	ML3622MS	36 x 22 x 28 <i>914 x 559 x 711</i>	175 <i>79.38</i>	18 <i>0.5</i>	\$745
	<p>22"D. Fits under 24"D worksurface. One full width file drawer, one half width file drawer and two half width box drawers. All drawers lock. File bars for front-to-back filing included. Incorporates anti-tip feature - only one drawer can be opened at a time. Shipped assembled in 1 carton.</p>				
 <p>Multi-Storage Unit w/Top</p>					
	ML3624MST	36 x 24 x 29 <i>914 x 610 x 737</i>	180 <i>81.65</i>	18 <i>0.5</i>	\$850
	<p>24"D. One full width file drawer, one half width file drawer and two half width box drawers. All drawers lock. File bars for front-to-back filing included. Incorporates anti-tip feature - only one drawer can be opened at a time. Shipped assembled in 1 carton.</p>				

STORAGE UNITS	MODEL #	DIMENSIONS ^{IN} _{MM}	WEIGHT ^{LB} _{KG}	VOLUME ^{FT³} _{MT³}	LIST PRICE
---------------	---------	---	---------------------------------------	---	------------

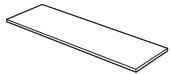
W x D x H



Top For 24"D Storage Unit

ML3624LT	36 x 24 x 1 <i>914 x 610 x 25</i>	23 <i>10.43</i>	1.5 <i>0.04</i>	\$96
ML6024LT	60 x 24 x 1 <i>1524 x 610 x 25</i>	35 <i>15.88</i>	1.91 <i>0.05</i>	\$148
ML6624LT	66 x 24 x 1 <i>1676 x 610 x 25</i>	39 <i>17.69</i>	2.08 <i>0.05</i>	\$152
ML7224LT	72 x 24 x 1 <i>1829 x 610 x 25</i>	52 <i>23.59</i>	2 <i>0.05</i>	\$159

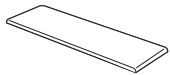
Single top for pair of 24"D storage units without tops. Ships with Titus connectors to secure to 24"D laminate storage. Shipped in 1 carton.
60" for two 30"W units
66" for one 30"W and one 36"W units
72" for two 36"W units



Top For 19.25"D Storage Unit

ML3019LT	30 x 19.25 x 1 <i>762 x 489 x 25</i>	14 <i>6.35</i>	0.83 <i>0.02</i>	\$95
ML3619LT	36 x 19.25 x 1 <i>914 x 489 x 25</i>	17 <i>7.71</i>	0.97 <i>0.02</i>	\$101
ML6019LT	60 x 19.25 x 1 <i>1524 x 489 x 25</i>	28 <i>12.7</i>	1.53 <i>0.04</i>	\$146
ML6619LT	66 x 19.25 x 1 <i>1676 x 489 x 25</i>	30 <i>13.61</i>	1.67 <i>0.04</i>	\$150
ML7219LT	72 x 19.25 x 1 <i>1829 x 489 x 25</i>	33 <i>14.97</i>	1.81 <i>0.05</i>	\$156

Can be used to create a credenza. Single top for pair of 19.25"D storage units without tops. Ships with Titus connectors to secure to 19.25"D laminate storage and double-sided tape to secure to 19.25"D MVL metal storage. Shipped in 1 carton.
60" for two 30"W tops
66" for one 30"W and one 36"W units
72" for two 36"W units
ML3619LT and ML3019LT for use with single 19.25"D low storage units.




Cushion For Low Storage - 19.25"D

MVL1930C	30 x 19.25 x 2 <i>762 x 489 x 51</i>	11 <i>4.99</i>	1.3 <i>0.03</i>	\$172
MVL1936C	36 x 19.25 x 2 <i>914 x 489 x 51</i>	13 <i>5.9</i>	2.6 <i>0.07</i>	\$197
MVL1960C	60 x 19.25 x 2 <i>1524 x 489 x 51</i>	20 <i>9.07</i>	2.6 <i>0.07</i>	\$317
MVL1966C	66 x 19.25 x 2 <i>1676 x 489 x 51</i>	16 <i>7.26</i>	5.2 <i>0.14</i>	\$342
MVL1972C	72 x 19.25 x 2 <i>1829 x 489 x 51</i>	22 <i>9.98</i>	2.4 <i>0.06</i>	\$367

Cushions for 19.25"D low storage. Storage must have a finished laminate top to accept the cushion. Waterfall front and back edge, attaches with Velcro strips (supplied). Can be upholstered in all OTG seating fabrics including Luxhide finishes in polyurethane (PU) mock leather (see page 144). Shipped assembled in 1 carton.

Limited Lifetime Warranty (5-year exceptions apply - see page 148).
In seating applications, weight capacity for this series is 300 lbs.

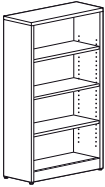
Alternate textile options: Graded-in textiles are available. No minimum quantities. Contact Customer Service for pricing.

STORAGE UNITS	MODEL #	DIMENSIONS ^{IN} _{MM}	WEIGHT ^{LB} _{KG}	VOLUME ^{FT³} _{MT³}	LIST PRICE
		W x D x H			
	ML2430C	30 x 24 x 2 <i>762 x 610 x 51</i>	15.5 <i>7.03</i>	1.6 <i>0.04</i>	\$179
	ML2436C	36 x 24 x 2 <i>914 x 610 x 51</i>	14.5 <i>6.58</i>	1.9 <i>0.05</i>	\$204
	ML2460C	60 x 24 x 2 <i>1524 x 610 x 51</i>	20 <i>9.07</i>	5.2 <i>0.14</i>	\$324
	ML2466C	66 x 24 x 2 <i>1676 x 610 x 51</i>	21 <i>9.53</i>	5.2 <i>0.14</i>	\$349
	ML2472C	72 x 24 x 2 <i>1829 x 610 x 51</i>	22.25 <i>10.09</i>	5.2 <i>0.14</i>	\$374

Cushion For Low Storage - 24"D

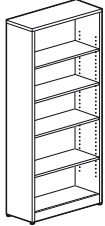
Cushions for 24"D low storage. Storage must have a finished laminate top to accept the cushion. Waterfall front and back edge, attaches with Velcro strips (supplied). Can be upholstered in all OTG seating fabrics including Luxhide finishes in polyurethane (PU) mock leather (see page 144). Shipped assembled in 1 carton.

Limited Lifetime Warranty (5-year exceptions apply - see page 148).
In seating applications, weight capacity for this series is 300 lbs.
Alternate textile options: Graded-in textiles are available. No minimum quantities. Contact Customer Service for pricing.

BOOKCASES	MODEL #	DIMENSIONS ^{IN} _{MM}	WEIGHT ^{LB} _{KG}	VOLUME ^{FT³} _{MT³}	LIST PRICE
	ML48BC	30 x 12 x 48 <i>762 x 305 x 1219</i>	120 <i>54.43</i>	3 <i>0.08</i>	\$388

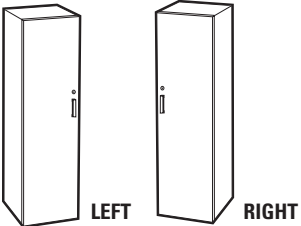
Bookcase

48"H. Three adjustable 1/16" thick shelves. Four levelers. Available in the following finishes only with matching back panel: Absolute Acajou (ACJ), Dark Espresso (DES), White Chocolate (WHC) and Winter Cherry (WCR). Shipped easy to assemble in 1 carton.

	ML65BC	30 x 12 x 65 <i>762 x 305 x 1651</i>	155 <i>70.31</i>	4 <i>0.11</i>	\$500
---	--------	---	---------------------	------------------	--------------

Bookcase

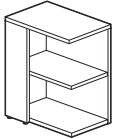
65"H. One fixed shelf and three adjustable. 1/16" thick shelves. Four levelers. Available in the following finishes only with matching back panel: Absolute Acajou (ACJ), Dark Espresso (DES), White Chocolate (WHC) and Winter Cherry (WCR). Shipped easy to assemble in 1 carton.

WARDROBES	MODEL #	DIMENSIONS ^{IN} _{MM}	WEIGHT ^{LB} _{KG}	VOLUME ^{FT³} _{MT³}	LIST PRICE
	ML6518WDL	18 x 24 x 65 <i>457 x 610 x 1651</i>	175 <i>79.38</i>	18 <i>0.5</i>	\$770
	ML6518WDR	18 x 24 x 65 <i>457 x 610 x 1651</i>	175 <i>79.38</i>	18 <i>0.5</i>	\$770

Personal Wardrobe

65"H. Personal wardrobe hinged on the left (left hand) or right (right hand). Includes coat bar and one fixed shelf with 9" clearance between shelf and top of cabinet. Shipped assembled in 1 carton.

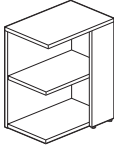
END SHELVES **MODEL #** **DIMENSIONS** ^{IN}/_{MM} **WEIGHT** ^{LB}/_{KG} **VOLUME** ^{FT³}/_{MT³} **LIST PRICE**



End Shelf - LEFT

W x D x H				
ML1629SHL	16 x 24 x 29	66	2.5	\$357
	406 x 610 x 737	29.94	0.07	

29"H. For use at the end of 29"H units. One fixed shelf. Shipped easy to assemble in 1 carton.

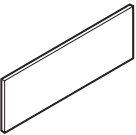


End Shelf - RIGHT

ML1629SHR	16 x 24 x 29	66	2.5	\$357
	406 x 610 x 737	29.94	0.07	

29"H. For use at the end of 29"H units. One fixed shelf. Shipped easy to assemble in 1 carton.

TACKBOARDS



Tackboard

ML66TB	64 x 1 x 15.75	6.4	1.3	\$178
	1626 x 25 x 400	2.9	0.03	
ML72TB	70 x 1 x 15.75	7	1.3	\$185
	1778 x 25 x 400	3.18	0.03	

Fabric covered tackboard. Includes mounting screws. See page 84 for color options. Shipped in 1 carton.

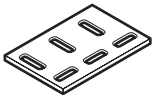
ACCESSORIES



Wire Manager

ML24WM2	24 x 2 x 2	1	0.1	\$39
	610 x 51 x 51	0.45	-	

24"W plastic tray flexes to receive and hold electrical and data wires. Quickly attaches with two strips of two-sided tape. **Black** only. Shipped in 1 carton.



Flush Plate

MLFP	5 x 3 x 0.06	1	1	\$11
	127 x 76 x 2	0.45	0.02	

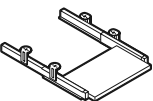
Used to connect worksurfaces of the same height. **Black** only.



Handle

MLHS	5.25 x 1 x 0.5	1	1	\$15
	133 x 25 x 13	0.45	0.02	

Replacement handle. **Silver** finish.

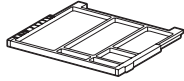


Keyboard Tray

MLKB	22 x 12 x 0.68	13	1.5	\$105
	559 x 305 x 17	5.9	0.04	

22"W laminate keyboard tray. Mounting hardware included. Available in standard Ionic laminate finishes, see page 145. Shipped assembled in 1 carton.

ACCESSORIES	MODEL #	DIMENSIONS ^{IN} _{MM}	WEIGHT ^{LB} _{KG}	VOLUME ^{FT³} _{MT³}	LIST PRICE
-------------	---------	---	---------------------------------------	---	------------

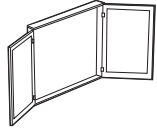


Center Drawer - 22"

	W x D x H			
MLPD	22.5 x 15 x 1.5	2	0.7	\$116
	572 x 381 x 38	0.91	0.01	

Provides storage for writing instruments and small items at the workspace. Attaches to the underside of the worksurface with included drawer slides. Shipped assembled in 1 carton.

- Black ABS plastic only.



Presentation Board

ML4848VB	48 x 5 x 48	110	11	\$929
	1219 x 127 x 1219	49.9	0.31	

Double door visual presentation cabinet. Erasable and easy to clean whiteboard and two tackboards on doors in a Medium Taupe (LL11) fabric. Case finish available in Ionic standard laminate finishes, see page 145. Mounting method to be determined on site by installer as building conditions vary. Shipped assembled in 1 carton.

BOARDROOM AND MULTI-PURPOSE TABLES

MODEL #	DIMENSIONS ^{IN} _{MM}	WEIGHT ^{LB} _{KG}	VOLUME ^{FT³} _{MT³}	LIST PRICE
---------	---	---------------------------------------	---	------------

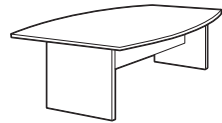
W x D x H



Boardroom Table - Round

ML42R	42 x - x 29 1067 x - x 737	82 37.19	5 0.14	\$404
-------	-------------------------------	-------------	-----------	--------------

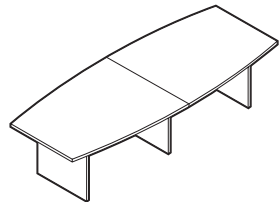
One-piece round top. Laminate X bases. 1" thick top. Shipped easy to assemble in 2 cartons.



Boardroom Table - Boat Shaped

ML96BT	96 x 48 x 29 2438 x 1219 x 737	213 96.62	18 0.5	\$781
--------	-----------------------------------	--------------	-----------	--------------

One-piece boat shape top. Two slab laminate bases. 1 1/8" thick top. Top tapers to 40" wide at the ends. Shipped easy to assemble in 3 cartons.



Boardroom Table - Boat Shaped

ML120BT	120 x 48 x 29 3048 x 1219 x 737	284 128.82	21 0.59	\$1076
ML144BT	144 x 48 x 29 3658 x 1219 x 737	326 147.87	18.5 0.52	\$1412

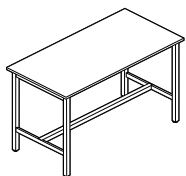
Two-piece boat shape top. Three slab laminate bases. 1 1/8" thick top. Top tapers to 40" wide at the end. Shipped easy to assemble in 3 cartons.

30" deep

ML4830BHT	48 x 30 x 42 1219 x 762 x 1067	108 48.99	7.7 0.21	\$790
ML6030BHT	60 x 30 x 42 1524 x 762 x 1067	125 56.7	8.5 0.24	\$840
ML7230BHT	72 x 30 x 42 1829 x 762 x 1067	141 63.96	9.3 0.26	\$890

36" deep

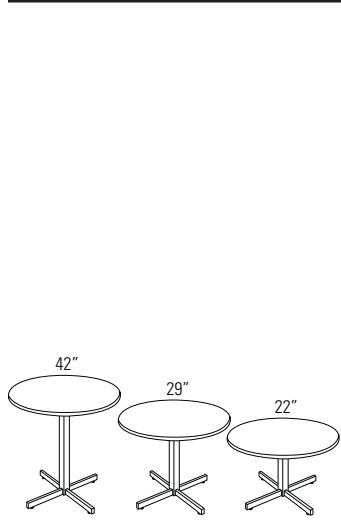
ML4836BHT	48 x 36 x 42 1219 x 914 x 1067	124 56.25	9.1 0.25	\$865
ML6036BHT	60 x 36 x 42 1524 x 914 x 1067	144 65.32	10.1 0.28	\$915
ML7236BHT	72 x 36 x 42 1829 x 914 x 1067	162 73.48	11 0.31	\$965



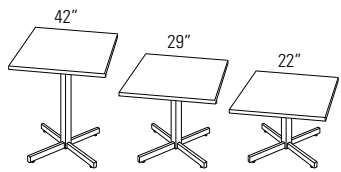
Bar Height Maker Table

1" thick thermally fused laminate top with painted steel H-legs and footbar. Includes adjustable leveling glides. Shipped easy to assemble in 3 cartons.

BOARDROOM AND MULTI-PURPOSE TABLES



Round Table - X- Base



Square Table - X- Base

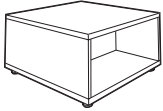
MODEL #	DIMENSIONS ^{IN} _{MM}	WEIGHT ^{LB} _{KG}	VOLUME ^{FT³} _{MT³}	LIST PRICE
22" high				
ML30RX22	30 x 30 x 22 762 x 762 x 559	40 18.14	11.5 0.32	\$378
ML36RX22	36 x 36 x 22 914 x 914 x 559	56 25.4	17 0.48	\$439
29" high				
ML30RX	30 x 30 x 29 762 x 762 x 737	40 18.14	14.3 0.4	\$378
ML36RX	36 x 36 x 29 914 x 914 x 737	56 25.4	21 0.59	\$439
ML42RX	42 x 42 x 29 1067 x 1067 x 737	64 29.03	21.5 0.6	\$536
42" high				
ML30RX42	30 x 30 x 42 762 x 762 x 1067	40 18.14	15.3 0.43	\$395
ML36RX42	36 x 36 x 42 914 x 914 x 1067	56 25.4	22 0.62	\$454

One piece round 1" thick thermally fused laminate top with painted steel X base; (X base column 2.5" square with 1" x 2" rectangular feet, leveling glides and end caps to complement painted finish included.) Shipped easy to assemble in 2 cartons.

22" high				
ML30SX22	30 x 30 x 22 762 x 762 x 559	45 20.41	11.5 0.32	\$378
ML36SX22	36 x 36 x 22 914 x 914 x 559	64 29.03	17 0.48	\$439
29" high				
ML30SX	30 x 30 x 29 762 x 762 x 737	45 20.41	14.3 0.4	\$378
ML36SX	36 x 36 x 29 914 x 914 x 737	64 29.03	21 0.59	\$439
ML42SX	42 x 42 x 29 1067 x 1067 x 737	78 35.38	21.5 0.6	\$536
42" high				
ML30SX42	30 x 30 x 42 762 x 762 x 1067	45 20.41	15.6 0.44	\$395
ML36SX42	36 x 36 x 42 914 x 914 x 1067	64 29.03	22.6 0.63	\$454

One piece square 1" thick thermally fused laminate top with painted steel X base; (X base column 2.5" square with 1" x 2" rectangular feet, leveling glides and end caps to complement painted finish included.) Shipped easy to assemble in 2 cartons.

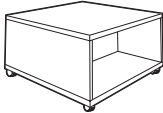
COFFEE TABLES



Square Coffee Side Table

MODEL #	DIMENSIONS ^{IN} _{MM}	WEIGHT ^{LB} _{KG}	VOLUME ^{FT³} _{MT³}	LIST PRICE
ML2929CT	29 x 29 x 16 737 x 737 x 406	83 37.65	10 0.28	\$579

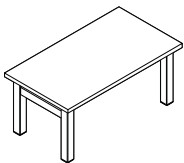
16"H. Square coffee or side table. Open from two sides with center divider. Shipped assembled in 1 carton.



Mobile Square Coffee Side Table

ML2929CTM	29 x 29 x 16 737 x 737 x 406	83 37.65	10 0.28	\$630
-----------	---------------------------------	-------------	------------	--------------

16"H. Mobile square coffee or side table. Open from two sides with center divider. Shipped assembled in 1 carton.

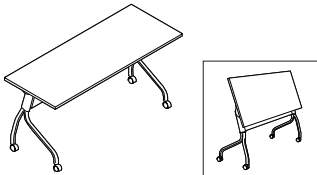


Rectangular Coffee Table w/H-legs

ML3620CH	36 x 20 x 16 914 x 508 x 406	46 20.87	3 0.08	\$425
ML4220CH	42 x 20 x 16 1067 x 508 x 406	50 22.68	3.2 0.09	\$438

16"H with 1" thick thermally fused laminate top and two 15"H steel H-legs. Shipped easy to assemble in 2 cartons.

TRAINING TABLES



Flip-Top Table

ML4824FT	48 x 24 x 29.5 1219 x 610 x 749	65.9 29.89	2 0.05	\$527
ML6024FT	60 x 24 x 29.5 1524 x 610 x 749	74.7 33.88	4.6 0.13	\$576
ML7224FT	72 x 24 x 29.5 1829 x 610 x 749	86.6 39.28	5.1 0.14	\$631

Flip-top table with 1" thick thermally fused laminate top with factory installed inserts to connect the leg assembly. Y-legs and integral modesty panel in Tungsten finish only. Locking casters. 5.25" nesting creep per table when flipped and stored. Shipped easy to assemble in 3 cartons.

ELECTRIC HEIGHT ADJUSTABLE TABLES

GENERAL INFORMATION

- Effective option to aid in workplace wellness programs; Ionic height adjustable tables allow you to move freely between sitting and standing without work interruption throughout the day.
- Tables can be used stand alone or in conjunction with freestanding Ionic desking products.
- Available in both two-leg rectangular tables or three-leg L-shaped workstations.
- Tops are available in all Ionic laminate finishes.
- May be specified as complete tables or may order tops and bases separately.
- Quiet hex rod driven single motor base with 220 lbs. lift capacity.
- Operates at 0.75" per second.
- Easy to use up-down controller with digital read-out and three memory programmable positions.
- Privacy panels are available.
- Range of adjustability with 1" top is 27.8" to 45.5"H.
- Range of adjustability of the base only is 26.8" to 44.5"H.
- Meets applicable ANSI/BIFMA x5.5 standards.
- Laminate tops covered by Global's lifetime warranty.
Five-year warranty on base components including electrical components and motorized parts.
- Greenguard Certified

TOP FINISHES

ACJ	Absolute Acajou	DWT	Designer White
ASN	Asian Night	HGT	Hayden Grey
AWC	Avant Cherry	SKC	Shaker Cherry
AWH	Avant Honey	TWL	Tiger Walnut
CMB	Clear Maple	WHC	White Chocolate
DES	Dark Espresso	WCR	Winter Cherry

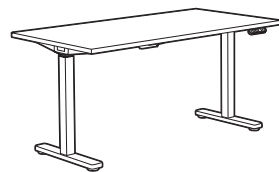
CONSTRUCTION

- 1" thick tops are made from 45 lb. density particle board covered with high performance thermally fused laminate and matching 2mm edge.
- Frame and legs are made from steel tubing and flat steel components, available in Silver only.
- T-leg with round foot design includes adjustable levelers.
- Telescopic support beam accommodates:
 - 46" to 72" wide tops, 23" to 30" deep (two-leg rectangular tables).
 - Up to 72" x 66" footprint (three-leg L-shaped workstations).

TOP DIMENSIONS

- All worksurfaces are dimensioned to allow 1" gap around perimeter.

ELECTRIC HEIGHT ADJUSTABLE TABLES



Rectangular Table - 2 legs



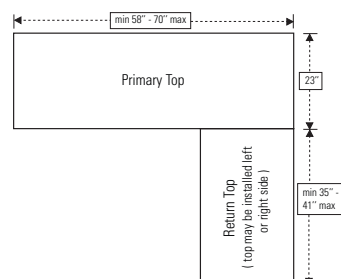
L-Shaped Workstation - 3 legs

MODEL #	DIMENSIONS IN MM	WEIGHT LB KG	VOLUME FT ³ MT ³	LIST PRICE
	W x D x H			
ML4824ET2	46 x 23 x 27.8-45.5 <i>1168 x 584 x 706-1156</i>	85 <i>38.56</i>	4.06 <i>0.11</i>	\$1084
ML6024ET2	58 x 23 x 27.8-45.5 <i>1473 x 584 x 706-1156</i>	93.5 <i>42.41</i>	4.42 <i>0.12</i>	\$1124
ML7224ET2	70 x 23 x 27.8-45.5 <i>1778 x 584 x 706-1156</i>	102 <i>46.27</i>	4.72 <i>0.13</i>	\$1170
ML6030ET2	58 x 29 x 27.8-45.5 <i>1473 x 737 x 706-1156</i>	104 <i>47.17</i>	4.88 <i>0.13</i>	\$1174
ML7230ET2	70 x 29 x 27.8-45.5 <i>1778 x 737 x 706-1156</i>	115 <i>52.16</i>	5.25 <i>0.14</i>	\$1223

1" thick laminate top with matching 2mm edge. Silver base only. Shipped easy to assemble in 2 cartons.

MVL6060ET	58 x 58 x 27.8-45.5 <i>1473 x 1473 x 706-1156</i>	165 <i>74.84</i>	6.02 <i>0.17</i>	\$1963
MVL6066ET	58 x 64 x 27.8-45.5 <i>1473 x 1626 x 706-1156</i>	170 <i>77.11</i>	6.12 <i>0.17</i>	\$1971
MVL6660ET	64 x 58 x 27.8-45.5 <i>1626 x 1473 x 706-1156</i>	169 <i>76.66</i>	6.2 <i>0.17</i>	\$1987
MVL6666ET	64 x 64 x 27.8-45.5 <i>1626 x 1626 x 706-1156</i>	174 <i>78.93</i>	6.3 <i>0.17</i>	\$1995
MVL7260ET	70 x 58 x 27.8-45.5 <i>1778 x 1473 x 706-1156</i>	173 <i>78.47</i>	6.32 <i>0.17</i>	\$2010
MVL7266ET	70 x 64 x 27.8-45.5 <i>1778 x 1626 x 706-1156</i>	178 <i>80.74</i>	6.42 <i>0.18</i>	\$2018

1" thick laminate top with matching 2mm edge. Silver base only. Shipped easy to assemble in 3 cartons.




L-SHAPED WORKSTATION FOOTPRINT DIMENSIONS			
Model	Primary top	Return top	Overall actual
MVL6060ET	58"W x 23"D	35"W x 23"D	58"W x 58"D
MVL6066ET	58"W x 23"D	41"W x 23"D	58"W x 64"D
MVL6660ET	64"W x 23"D	35"W x 23"D	64"W x 58"D
MVL6666ET	64"W x 23"D	41"W x 23"D	64"W x 64"D
MVL7260ET	70"W x 23"D	35"W x 23"D	70"W x 58"D
MVL7266ET	70"W x 23"D	41"W x 23"D	70"W x 64"D

ELECTRIC HEIGHT ADJUSTABLE TABLES

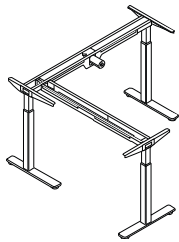
WARRANTY

Customer assumes full responsibility for the attachment method of worksurfaces that were not purchased as part of a complete table assembly. Failure to secure the worksurface capable of supporting the load capacity tested to may result in property damage and/or personal injury. Customer agrees to indemnify and hold harmless Global Upholstery Co. Inc., its affiliates, subsidiaries, officers, directors, employees and shareholders (collectively "Global") from and against any lawsuits or threat of lawsuits and all liabilities, direct or implied, claims, proceedings, actions, causes of action, damages, losses, costs and expenses, including, without limitation, legal fees whatsoever which Global may suffer or incur as a result of fulfilling your product order. Customer acknowledges that product not purchased as a complete table assembly will not be covered under Global's Lifetime Warranty.

ELECTRIC HAT COMPONENTS	MODEL #	DIMENSIONS IN MM	WEIGHT LB KG	VOLUME FT ³ MT ³	LIST PRICE
-------------------------	---------	------------------------	--------------------	--	------------



Electric HAT - 2 Leg Base Only



Electric HAT - 3 Leg Base Only

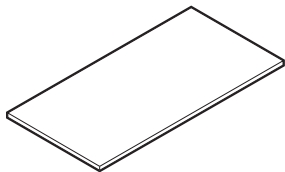
W x D x H

MLEBDD162	48 x 21.5 x 26.8-44.5 1219 x 546.1 x 681-1130	75 34.02	2.4 0.06	\$838
-----------	--	-------------	-------------	--------------

2 leg table base for use with MLxxxHAT tops listed below. Cannot be converted to a 3 legged table base. Silver finish only. Range of adjustability without top 26.8" to 44.5"H. Width adjustable for tops 46" to 72"H. Shipped easy to assemble in 1 carton.

MLEBDD16L	54 x 54 x 26.8-44.5 1372 x 1372 x 681-1130	95 43.09	2.7 0.07	\$1449
-----------	---	-------------	-------------	---------------

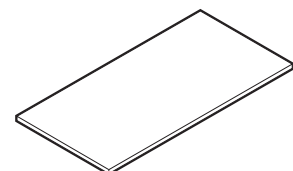
3 leg table base for use with one MLxxxHAT top listed below and one MLxxxRHT top listed below. Cannot be converted to a 2 legged table base. Silver finish only. Range of adjustability without top 26.8" to 44.5"H. Width adjustable for tops 46" to 72"H. Shipped easy to assemble in 1 carton.



Tops For Use with 2 or 3 Leg Bases

ML4623HAT	46 x 23 x 1 1168 x 584 x 25	34 15.42	1.66 0.04	\$245
ML5223HAT	52 x 23 x 1 1321 x 584 x 25	38.3 17.37	1.84 0.05	\$266
ML5823HAT	58 x 23 x 1 1473 x 584 x 25	42.5 19.28	2.02 0.05	\$285
ML6423HAT	64 x 23 x 1 1626 x 584 x 25	46.8 21.23	2.2 0.06	\$309
ML7023HAT	70 x 23 x 1 1778 x 584 x 25	51 23.13	2.32 0.06	\$332
ML4629HAT	46 x 29 x 1 1168 x 737 x 25	42.5 19.28	2.04 0.05	\$296
ML5229HAT	52 x 29 x 1 1321 x 737 x 25	47.8 21.68	2.26 0.06	\$316
ML5829HAT	58 x 29 x 1 1473 x 737 x 25	53.1 24.09	2.48 0.07	\$336
ML6429HAT	64 x 29 x 1 1626 x 737 x 25	58.4 26.49	2.7 0.07	\$361
ML7029HAT	70 x 29 x 1 1778 x 737 x 25	63.8 28.94	2.85 0.08	\$384

For use with MLEBDD162 or MLEBDD16L as a primary top. 1" thick laminate top with matching 2mm edge.



Return Tops For Use with 3 Leg Base

ML3523RHT	35 x 23 x 1 889 x 584 x 25	27 12.25	1.3 0.03	\$229
ML4123RHT	41 x 23 x 1 1041 x 584 x 25-1149	32 14.51	1.4 0.03	\$237

For use with MLEBDD16L and one primary top (MLxxxHAT). 1" thick laminate top with matching 2mm edge.

PRIVACY PANELS

GENERAL INFORMATION

- Ideal for height adjustable, freestanding or overlapping table desks.
- Install quickly and simply onto the front, back or side edge of a 1" or 1 1/16" thick worksurface.
- Can be oriented upwards as a desktop divider or downwards as a modesty panel.
- Available in an array of fabric options or high pressure laminate finishes to complement any decor.
- It is recommended to select a privacy panel 6" less in width than the surface it is being mounting on. The underside or top side of the surface mounting to should have a minimum 3" depth free and clear along the length of the surface for mounting.
- Finished height 13.25" with mounting brackets. 12.5" without mounting brackets.

LAMINATE PRIVACY PANEL FINISHES

- With matching 0.5mm thick edge.

ACJ	Absolute Acajou	DWT	Designer White
ASN	Asian Night	HGT	Hayden Grey
AWC	Avant Cherry	SKC	Shaker Cherry
AWH	Avant Honey	TWL	Tiger Walnut
CMB	Clear Maple	WHC	White Chocolate
DES	Dark Espresso	WCR	Winter Cherry

FABRIC PRIVACY PANELS

- Frameless and non-tackable
- Available in the following fabrics:
Anchorage, Carrera, Fusion, Hudson, Jenny, Urban and Waterfall

PRIVACY PANEL BRACKETS

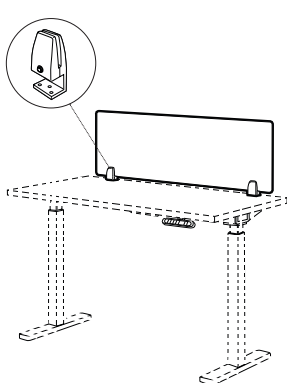
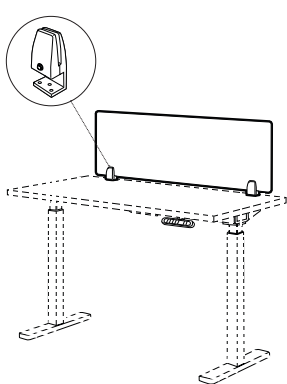
- Each bracket is a two-piece die-cast assembly in Silver finish and are affixed to the worksurface with three screws.
- Two brackets are included with 24" to 54" wide panels; three brackets with 60" and 66" wide panels.

PRIVACY PANEL AND SCREENS

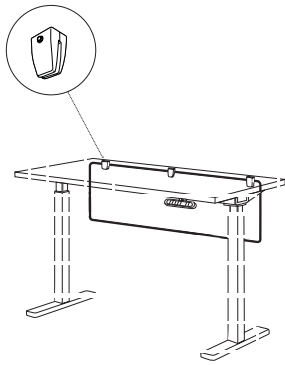
- MLxxUMF/MLxxUML privacy panels, MVLAPxx acrylic privacy panels and MVLPET felt screens may be used as center dividers with Ionic benching kits - see page 118.
- Adapter brackets are required to center mount the panels/screens between dual sided table desk. For brackets, see page 121.

PET FELT PRIVACY SCREEN

- 9mm thick PET Felt, 100% PET polyester fibre.
- Tackable felt-like finish, in the following finishes:
MST Mist SFR Sunflower
PWT Pewter LAP Lapis
GPH Graphite RBY Ruby

PRIVACY PANELS	MODEL #	DIMENSIONS	WEIGHT	VOLUME	LIST PRICE	
		IN MM	LB KG	FT ³ MT ³		
		W x D x H				
 <p>Fabric Privacy Panel - Upmount</p>	ML1324DMF	24 x 0.5 x 13.25 610 x 13 x 337	2.6 1.18	0.4 0.01	\$365	
	ML1330DMF	30 x 0.5 x 13.25 762 x 13 x 337	3 1.36	0.5 0.01	\$367	
	ML1336DMF	36 x 0.5 x 13.25 914 x 13 x 337	3.6 1.63	0.6 0.01	\$394	
	ML1342DMF	42 x 0.5 x 13.25 1067 x 13 x 337	4.2 1.91	0.7 0.01	\$422	
	ML1348DMF	48 x 0.5 x 13.25 1219 x 13 x 337	4.8 2.18	0.8 0.02	\$423	
	ML1354DMF	54 x 0.5 x 13.25 1372 x 13 x 337	5.4 2.45	0.9 0.02	\$451	
	ML1360DMF	60 x 0.5 x 13.25 1524 x 13 x 337	6 2.72	1 0.02	\$606	
	ML1366DMF	66 x 0.5 x 13.25 1676 x 13 x 337	6.6 2.99	1.1 0.03	\$627	
	Mounts to a 1" or 1 1/16" thick worksurface. Mounting brackets included. Not for use with Ionic benching kits. Shipped easy to assemble in 1 carton.					
	 <p>Laminate Privacy Panel - Upmount</p>	ML1324DML	23.75 x 0.44 x 13.25 603 x 11 x 337	14.4 6.53	0.5 0.01	\$231
ML1330DML		29.75 x 0.44 x 13.25 756 x 11 x 337	17.1 7.76	0.6 0.01	\$307	
ML1336DML		35.75 x 0.44 x 13.25 908 x 11 x 337	19.8 8.98	0.7 0.01	\$331	
ML1342DML		41.75 x 0.44 x 13.25 1060 x 11 x 337	22.6 10.25	0.8 0.02	\$333	
ML1348DML		47.75 x 0.44 x 13.25 1213 x 11 x 337	25.3 11.48	0.9 0.02	\$348	
ML1354DML		53.75 x 0.44 x 13.25 1365 x 11 x 337	28 12.7	1 0.02	\$413	
ML1360DML		59.75 x 0.44 x 13.25 1518 x 11 x 337	31.2 14.15	1.1 0.03	\$471	
ML1366DML		65.75 x 0.44 x 13.25 1670 x 11 x 337	33.9 15.38	1.2 0.03	\$493	
Mounts to a 1" or 1 1/16" thick worksurface. Mounting brackets included. Not for use with Ionic benching kits. Shipped easy to assemble in 1 carton.						

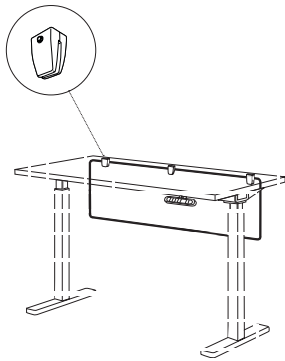
PRIVACY PANELS



Fabric Privacy Panel - Undermount

MODEL #	DIMENSIONS ^{IN} _{MM}	WEIGHT ^{LB} _{KG}	VOLUME ^{FT³} _{MT³}	LIST PRICE
	W x D x H			
ML1324UMF	24 x 0.5 x 13.25 <i>610 x 13 x 337</i>	2.6 <i>1.18</i>	0.4 <i>0.01</i>	\$365
ML1330UMF	30 x 0.5 x 13.25 <i>762 x 13 x 337</i>	3 <i>1.36</i>	0.5 <i>0.01</i>	\$367
ML1336UMF	36 x 0.5 x 13.25 <i>914 x 13 x 337</i>	3.6 <i>1.63</i>	0.6 <i>0.01</i>	\$394
ML1342UMF	42 x 0.5 x 13.25 <i>1067 x 13 x 337</i>	4.2 <i>1.91</i>	0.7 <i>0.01</i>	\$422
ML1348UMF	48 x 0.5 x 13.25 <i>1219 x 13 x 337</i>	4.8 <i>2.18</i>	0.8 <i>0.02</i>	\$423
ML1354UMF	54 x 0.5 x 13.25 <i>1372 x 13 x 337</i>	5.4 <i>2.45</i>	0.9 <i>0.02</i>	\$451
ML1360UMF	60 x 0.5 x 13.25 <i>1524 x 13 x 337</i>	6 <i>2.72</i>	1 <i>0.02</i>	\$606
ML1366UMF	66 x 0.5 x 13.25 <i>1676 x 13 x 337</i>	6.6 <i>2.99</i>	1.1 <i>0.03</i>	\$627

Mounts to a 1" or 1 1/16" thick worksurface. Mounting brackets included. To add privacy panels to Ionic benching kits (pages 118-120), use undermount privacy panels with adapter brackets MVLPPABx (page 121). Shipped easy to assemble in 1 carton.

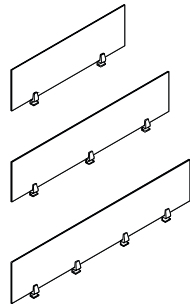


Laminate Privacy Panel - Undermount

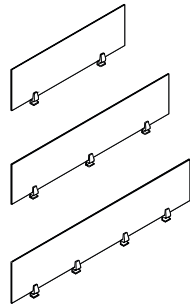
ML1324UML	23.75 x 0.44 x 13.25 <i>603 x 11 x 337</i>	14.7 <i>6.53</i>	0.5 <i>0.01</i>	\$231
ML1330UML	29.75 x 0.44 x 13.25 <i>756 x 11 x 337</i>	17.4 <i>7.89</i>	0.6 <i>0.01</i>	\$307
ML1336UML	35.75 x 0.44 x 13.25 <i>908 x 11 x 337</i>	20.2 <i>9.16</i>	0.7 <i>0.01</i>	\$331
ML1342UML	41.75 x 0.44 x 13.25 <i>1060 x 11 x 337</i>	23 <i>10.43</i>	0.8 <i>0.02</i>	\$333
ML1348UML	47.75 x 0.44 x 13.25 <i>1213 x 11 x 337</i>	25.7 <i>11.66</i>	0.9 <i>0.02</i>	\$348
ML1354UML	53.75 x 0.44 x 13.25 <i>1365 x 11 x 337</i>	28.5 <i>12.93</i>	1 <i>0.02</i>	\$413
ML1360UML	59.75 x 0.44 x 13.25 <i>1518 x 11 x 337</i>	31.7 <i>14.38</i>	1.1 <i>0.03</i>	\$471
ML1366UML	65.75 x 0.44 x 13.25 <i>1670 x 11 x 337</i>	34.5 <i>15.65</i>	1.2 <i>0.03</i>	\$493

Mounts to a 1" or 1 1/16" thick worksurface. Mounting brackets included. To add privacy panels to Ionic benching kits (pages 118-120), use undermount privacy panels with adapter brackets MVLPPABx (page 121). Shipped easy to assemble in 1 carton.

PRIVACY PANELS	MODEL #	DIMENSIONS ^{IN} _{MM}	WEIGHT ^{LB} _{KG}	VOLUME ^{FT³} _{MT³}	LIST PRICE
----------------	---------	---	---------------------------------------	---	------------



PET Felt Privacy Screen



Acrylic Privacy Panel

	W x D x H			
Set of 1				
MVLPET42-1	42 x 0.36 x 13.25 <i>1067 x 9 x 337</i>	2.6 <i>1.18</i>	0.8 <i>0.02</i>	\$230
MVLPET48-1	48 x 0.36 x 13.25 <i>1219 x 9 x 337</i>	3.3 <i>1.5</i>	0.9 <i>0.02</i>	\$242
MVLPET54-1	54 x 0.36 x 13.25 <i>1372 x 9 x 337</i>	3.6 <i>1.63</i>	1 <i>0.02</i>	\$310
MVLPET60-1	60 x 0.36 x 13.25 <i>1524 x 9 x 337</i>	3.8 <i>1.72</i>	1.1 <i>0.03</i>	\$321
MVLPET66-1	66 x 0.36 x 13.25 <i>1676 x 9 x 337</i>	4.5 <i>2.04</i>	1.3 <i>0.03</i>	\$377

Set of 4				
MVLPET42-4	42 x 0.36 x 13.25 <i>1067 x 9 x 337</i>	9.5 <i>4.31</i>	0.8 <i>0.02</i>	\$880
MVLPET48-4	48 x 0.36 x 13.25 <i>1219 x 9 x 337</i>	11.9 <i>5.4</i>	1 <i>0.02</i>	\$920
MVLPET54-4	54 x 0.36 x 13.25 <i>1372 x 9 x 337</i>	12.8 <i>5.81</i>	1.1 <i>0.03</i>	\$1188
MVLPET60-4	60 x 0.36 x 13.25 <i>1524 x 9 x 337</i>	13.8 <i>6.26</i>	1.2 <i>0.03</i>	\$1223
MVLPET66-4	66 x 0.36 x 13.25 <i>1676 x 9 x 337</i>	16.2 <i>7.35</i>	1.3 <i>0.03</i>	\$1442

Mounts to 1" thick laminate surface, may be installed as undermount or up mount position. Mounting brackets included. Secured with wood screws, will mar the top surface when installed in upmount position. Shipped easy to assemble in 1 carton.

MVLAP42	42.5 x 0.25 x 13.25 <i>1080 x 6 x 337</i>	3.6 <i>1.63</i>	0.8 <i>0.02</i>	\$252
MVLAP48	48.5 x 0.25 x 13.25 <i>1232 x 6 x 337</i>	4.3 <i>1.95</i>	1 <i>0.02</i>	\$286
MVLAP54	54.5 x 0.25 x 13.25 <i>1384 x 6 x 337</i>	5.1 <i>2.31</i>	1.1 <i>0.03</i>	\$386
MVLAP60	60.5 x 0.25 x 13.25 <i>1537 x 6 x 337</i>	5.3 <i>2.4</i>	1.2 <i>0.03</i>	\$420
MVLAP66	66.5 x 0.25 x 13.25 <i>1689 x 6 x 337</i>	6.5 <i>2.95</i>	1.3 <i>0.03</i>	\$438

Mounting brackets included. Shipped easy to assemble in 1 carton.

BENCHING SOLUTIONS

GENERAL INFORMATION

- Simplified benching solutions, double-sided straight line applications.
- Meets all applicable ANSI/BIFMA X5.5 deskling standards.

WORKSURFACES

- 1" thick thermally fused laminate with matching 2mm thick edge band; 45 lb. density particle board core.
- Available in all the Ionic laminate finishes.
- Worksurfaces are equipped with factory installed inserts for a metal-to-metal leg connection.

METAL LEGS

- 2" square tube post legs with 1" x 2" cross bar in an H-leg configuration complementing Ionic deskling.
- Available in Black (BLK), Designer White (DWT) or Tungsten (TUN) painted finishes, Sandtex finish applied for durability.

BENCHING KITS

- Kits have been created for ease of specifying and ordering; each kit also includes all the necessary hardware for installation.
- **Freestanding** dual sided table desks include two worksurfaces with support stiffeners and two legs for end conditions.
- **Quad** pack dual sided table desks include two dual sided table desks - four workstations consisting of four worksurfaces with support stiffeners, two end legs and one middle leg for shared condition between two side-by-side top sets.
- Quad packs may be extended with **extender kits** consisting of two worksurfaces with support stiffeners and one leg for shared condition between two side-by-side tops sets. Extender kits are to be installed in the middle position(s) sharing a leg between side-by-side top sets.

PRIVACY SCREENS

- 2.5" centre gap between dual sided table desks accommodates privacy screens.
- Privacy screens are available in fabric wrapped, laminate, acrylic and PET Felt options. Refer to Ionic privacy panels on pages 115-116.
- Recommend privacy screens be 6" shorter than the worksurfaces. For example, if worksurfaces are 60"W, use 54"W privacy panels.
- Adapter brackets are required to mount the privacy screens between dual sided table desks.

CABLE MANAGEMENT

- Wire cable management baskets are available to provide cable management and/or lay-in capability for power distribution solution.
- Cable baskets are to be installed on the underside centered between tops on dual sided table desks.

GROMMETS

- Tops for all kits are standard with no grommets.
- Optional grommets are available in standard worksurface locations. One position per kit may be specified; all tops in each kit ordered will have the same grommet position. Order as: **FOG1, FOG2 or FOG3. Add \$140** for freestanding (MLxxxDST) and extender (MLxxxDSE) dual sided table desks. **Add \$280** for quad pack dual sided table desks (MLxxxDSQ).

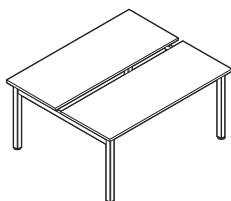


- FOG grommet cap and sleeve may be removed on-site to accommodate Cove mini power module MVCOVSM2B/S or MVCOV1UB/S as an alternative to bring power and/or USB charging to the desktop (see page 128).

LAMINATE FINISHES

ACJ	Absolute Acajou	DWT	Designer White
ASN	Asian Night	HGT	Hayden Grey
AWC	Avant Cherry	SKC	Shaker Cherry
AWH	Avant Honey	TWL	Tiger Walnut
CMB	Clear Maple	WHC	White Chocolate
DES	Dark Espresso	WCR	Winter Cherry

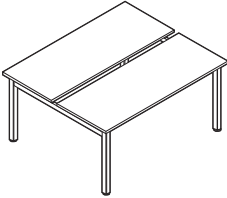
BENCHING KITS



Freestanding Dual Sided Table Desks, 24"D

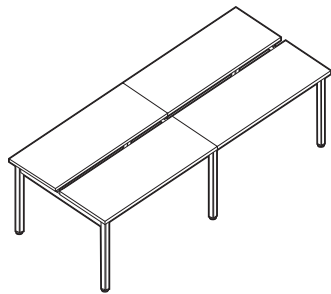
MODEL #	DIMENSIONS IN MM	WEIGHT LB KG	VOLUME FT ³ MT ³	LIST PRICE
	W x D x H			
ML4850DST	48 x 50.4 x 29 <i>1219 x 1280 x 737</i>	151 <i>68.49</i>	8.8 <i>0.24</i>	\$1082
ML5450DST	54 x 50.4 x 29 <i>1372 x 1280 x 737</i>	161 <i>73.03</i>	9.1 <i>0.25</i>	\$1131
ML6050DST	60 x 50.4 x 29 <i>1524 x 1280 x 737</i>	171 <i>77.56</i>	9.3 <i>0.26</i>	\$1180
ML6650DST	66 x 50.4 x 29 <i>1676 x 1280 x 737</i>	181 <i>82.1</i>	9.6 <i>0.27</i>	\$1230
ML7250DST	72 x 50.4 x 29 <i>1829 x 1280 x 737</i>	191 <i>86.64</i>	9.9 <i>0.28</i>	\$1259

Each kit includes two 24"D worksurfaces and pair of legs for freestanding dual sided table desk. Not to be used with extender table desks. Support stiffeners included are for end-to-end leg condition. Shipped easy to assemble in 3 cartons.

BENCHING KITS	MODEL #	DIMENSIONS ^{IN} _{MM}	WEIGHT ^{LB} _{KG}	VOLUME ^{FT³} _{MT³}	LIST PRICE
		W x D x H			
	ML4862DST	48 x 62.4 x 29 <i>1219 x 1585 x 737</i>	180 <i>81.65</i>	10.5 <i>0.29</i>	\$1216
	ML5462DST	54 x 62.4 x 29 <i>1372 x 1585 x 737</i>	192 <i>87.09</i>	10.9 <i>0.3</i>	\$1237
	ML6062DST	60 x 62.4 x 29 <i>1524 x 1585 x 737</i>	205 <i>92.99</i>	11.2 <i>0.31</i>	\$1285
	ML6662DST	66 x 62.4 x 29 <i>1676 x 1585 x 737</i>	218 <i>98.88</i>	11.5 <i>0.32</i>	\$1335
	ML7262DST	72 x 62.4 x 29 <i>1829 x 1585 x 737</i>	230 <i>104.33</i>	11.8 <i>0.33</i>	\$1364

Freestanding Dual Sided Table Desks, 30"D

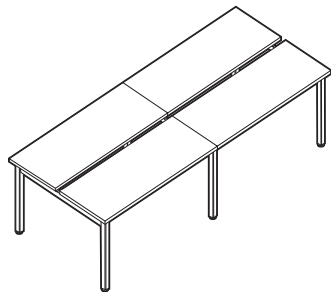
Each kit includes two 30"D worksurfaces and pair of legs for freestanding dual sided table desk. Not to be used with extender table desks. Support stiffeners included are for end-to-end leg condition. Shipped easy to assemble in 3 cartons.



Quad Pack Dual Sided Table Desks, 24"D

ML9650DSQ	96 x 50.4 x 29 <i>2438 x 1280 x 737</i>	275 <i>124.74</i>	12.6 <i>0.35</i>	\$1987
ML10850DSQ	108 x 50.4 x 29 <i>2743 x 1280 x 737</i>	295 <i>133.81</i>	12.9 <i>0.36</i>	\$2085
ML12050DSQ	120 x 50.4 x 29 <i>3048 x 1280 x 737</i>	315 <i>142.88</i>	13.2 <i>0.37</i>	\$2184
ML13250DSQ	132 x 50.4 x 29 <i>3353 x 1280 x 737</i>	335 <i>151.95</i>	13.4 <i>0.37</i>	\$2283
ML14450DSQ	144 x 50.4 x 29 <i>3658 x 1280 x 737</i>	355 <i>161.03</i>	13.7 <i>0.38</i>	\$2342

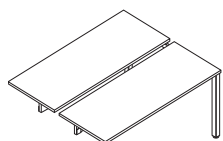
Four-pack dual sided table desks; each kit includes four 24"D worksurfaces, a pair of end legs and one middle leg to be shared between pairs of tops. Use as is for a four-station cluster or can be used with 50.4"D extender tables (MLxx50DSE) installed in the middle position. Support stiffeners included are for end-to-shared leg condition. Shipped easy to assemble in 6 cartons.



Quad Pack Dual Sided Table Desks, 30"D

ML9662DSQ	96 x 62.4 x 29 <i>2438 x 1585 x 737</i>	330 <i>149.69</i>	15.1 <i>0.42</i>	\$2239
ML10862DSQ	108 x 62.4 x 29 <i>2743 x 1585 x 737</i>	354 <i>160.57</i>	15.4 <i>0.43</i>	\$2281
ML12062DSQ	120 x 62.4 x 29 <i>3048 x 1585 x 737</i>	380 <i>172.37</i>	15.7 <i>0.44</i>	\$2378
ML13262DSQ	132 x 62.4 x 29 <i>3353 x 1585 x 737</i>	406 <i>184.16</i>	16 <i>0.45</i>	\$2477
ML14462DSQ	144 x 62.4 x 29 <i>3658 x 1585 x 737</i>	430 <i>195.04</i>	16.3 <i>0.46</i>	\$2536

Four-pack dual sided table desks; each kit includes four 30"D worksurfaces, a pair of end legs and one middle leg to be shared between pairs of tops. Use as is for a four-station cluster or can be used with 62.4"D extender tables (MLxx62DSE) installed in the middle position. Support stiffeners included are for end-to-shared leg condition. Shipped easy to assemble in 6 cartons.

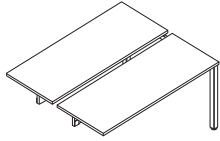


Extender for Dual Sided Table Desks, 24"D

ML4850DSE	48 x 50.4 x 29 <i>1219 x 1280 x 737</i>	124 <i>56.25</i>	5.9 <i>0.16</i>	\$905
ML5450DSE	54 x 50.4 x 29 <i>1372 x 1280 x 737</i>	134 <i>60.78</i>	6.2 <i>0.17</i>	\$954
ML6050DSE	60 x 50.4 x 29 <i>1524 x 1280 x 737</i>	144 <i>65.32</i>	6.5 <i>0.18</i>	\$1004
ML6650DSE	66 x 50.4 x 29 <i>1676 x 1280 x 737</i>	154 <i>69.85</i>	6.7 <i>0.18</i>	\$1053
ML7250DSE	72 x 50.4 x 29 <i>1829 x 1280 x 737</i>	164 <i>74.39</i>	6.9 <i>0.19</i>	\$1083

Each kit includes two 24"D worksurfaces and one leg for shared condition, to be used with quad packs MLxx50DSQ to extend the number of workstations. No limit to the number of extender packs that can be joined together. Support stiffeners included are for shared middle leg condition. Extender kits are not to be installed in an end position. Shipped easy to assemble in 3 cartons.

BENCHING KITS




Extender for Dual Sided Table Desks, 30"D

MODEL #	DIMENSIONS ^{IN} _{MM}	WEIGHT ^{LB} _{KG}	VOLUME ^{FT³} _{MT³}	LIST PRICE
W x D x H				
ML4862DSE	48 x 62.4 x 29 <i>1219 x 1585 x 737</i>	150 <i>68.04</i>	7.2 <i>0.2</i>	\$1023
ML5462DSE	54 x 62.4 x 29 <i>1372 x 1585 x 737</i>	162 <i>73.48</i>	7.5 <i>0.21</i>	\$1040
ML6062DSE	60 x 62.4 x 29 <i>1524 x 1585 x 737</i>	175 <i>79.38</i>	7.8 <i>0.22</i>	\$1093
ML6662DSE	66 x 62.4 x 29 <i>1676 x 1585 x 737</i>	188 <i>85.28</i>	8.1 <i>0.22</i>	\$1142
ML7262DSE	72 x 62.4 x 29 <i>1829 x 1585 x 737</i>	200 <i>90.72</i>	8.4 <i>0.23</i>	\$1172

Each kit includes two 30"D worksurfaces and one leg for shared condition, to be used with quad packs MLxx62DSQ to extend the number of workstations. No limit to the number of extender packs that can be joined together. Support stiffeners included are for shared middle leg condition. Extender kits are not to be installed in an end position. Shipped easy to assemble in 3 cartons.

BENCHING ACCESSORIES



Set of 2

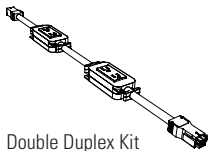
ML48WCB2	40 x 8 x 1 <i>1016 x 203 x 25</i>	3.6 <i>1.63</i>	0.32 <i>0.01</i>	\$299
ML54WCB2	46 x 8 x 1 <i>1168 x 203 x 25</i>	4.3 <i>1.95</i>	0.37 <i>0.01</i>	\$328
ML60WCB2	52 x 8 x 1 <i>1321 x 203 x 25</i>	4.8 <i>2.18</i>	0.41 <i>0.01</i>	\$367
ML66WCB2	58 x 8 x 1 <i>1473 x 203 x 25</i>	5.3 <i>2.4</i>	0.46 <i>0.01</i>	\$384
ML72WCB2	64 x 8 x 1 <i>1626 x 203 x 25</i>	5.9 <i>2.68</i>	0.51 <i>0.01</i>	\$414

Set of 4

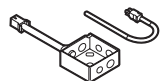
ML48WCB4	40 x 8 x 1 <i>1016 x 203 x 25</i>	7.2 <i>3.27</i>	0.64 <i>0.01</i>	\$560
ML54WCB4	46 x 8 x 1 <i>1168 x 203 x 25</i>	8.6 <i>3.9</i>	0.73 <i>0.02</i>	\$604
ML60WCB4	52 x 8 x 1 <i>1321 x 203 x 25</i>	9.6 <i>4.35</i>	0.83 <i>0.02</i>	\$682
ML66WCB4	58 x 8 x 1 <i>1473 x 203 x 25</i>	10.6 <i>4.81</i>	0.92 <i>0.02</i>	\$706
ML72WCB4	64 x 8 x 1 <i>1626 x 203 x 25</i>	11.8 <i>5.35</i>	1.02 <i>0.02</i>	\$763

Wire Management Cable Baskets

Model number indicates width of worksurface to be used with. Basket is 8" smaller than the top width. Black only. Includes spring steel mounting brackets, allowing basket to swing down from either side for easy access. Shipped easy to assemble in 1 carton.



Double Duplex Kit



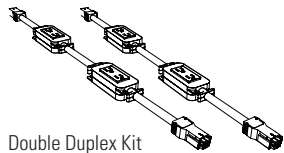
Single-Circuit 3-Prong Feed

Double Duplex Kit w/Infeed for Freestanding Dual Sided Table Desk Kits

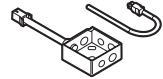
MLDD48DST	168 x 4 x 2 <i>4267 x 102 x 51</i>	8.4 <i>3.81</i>	2.25 <i>0.06</i>	\$389
MLDD54DST	174 x 4 x 2 <i>4420 x 102 x 51</i>	8.5 <i>3.86</i>	2.25 <i>0.06</i>	\$394
MLDD60DST	180 x 4 x 2 <i>4572 x 102 x 51</i>	8.7 <i>3.95</i>	2.25 <i>0.06</i>	\$401
MLDD66DST	186 x 4 x 2 <i>4724 x 102 x 51</i>	8.9 <i>4.04</i>	2.25 <i>0.06</i>	\$406
MLDD72DST	192 x 4 x 2 <i>4877 x 102 x 51</i>	9.1 <i>4.13</i>	2.25 <i>0.06</i>	\$411

Each duplex kit includes jumper with two duplex outlets and infeed. Single circuit only, 15 amp service. Maximum of 12 duplex receptacles per infeed (24 outlets). Prior to use, confirm amperage required based on intended equipment use. Infeed to be hardwired by certified electrician. Use with freestanding dual sided table desks MLxxDST. Model number indicates width of dual sided table desk to be used with. Lay-in capability using wire cable management baskets. Shipped easy to assemble in 1 cartons.

BENCHING ACCESSORIES	MODEL #	DIMENSIONS ^{IN} _{MM}	WEIGHT ^{LB} _{KG}	VOLUME ^{FT³} _{MT³}	LIST PRICE
----------------------	---------	--	------------------------------------	--	------------



Double Duplex Kit

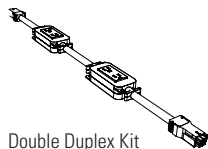


Single-Circuit 3-Prong Feed

Quad Duplex Kit w/Infeed for Quad Pack Dual Sided Table Desk Kits

Each quad duplex kit includes two jumper with two duplex outlets and infeed. Single circuit only, 15 amp service. Maximum of 12 duplex receptacles per infeed (24 outlets). Prior to use, confirm amperage required based on intended equipment use. Infeed to be hardwired by certified electrician. Use with quad pack dual sided table desks MLxxDSQ. Model number indicates width of dual sided table desk to be used with. Lay-in capability using wire cable management baskets. Shipped easy to assemble in 1 cartons.

	W x D x H			
MLDD48DSQ	216 x 4 x 2 5486 x 102 x 51	10.7 4.85	4.5 0.12	\$569
MLDD54DSQ	228 x 4 x 2 5791 x 102 x 51	10.9 4.94	4.5 0.12	\$579
MLDD60DSQ	240 x 4 x 2 6096 x 102 x 51	11.3 5.13	4.5 0.12	\$590
MLDD66DSQ	252 x 4 x 2 6401 x 102 x 51	11.7 5.31	4.5 0.12	\$602
MLDD72DSQ	264 x 4 x 2 6706 x 102 x 51	12.1 5.49	4.5 0.12	\$612



Double Duplex Kit

Extender Duplex Kit for Extender Dual Sided Table Desk Kits

Each extender duplex kit includes jumper with two duplex outlets. Single circuit only, 15 amp service. Maximum of 12 duplex receptacles per infeed (24 outlets). Prior to use, confirm amperage required based on intended equipment use. Use with quad duplex kits and extender dual sided table desks MLxxDSE. Model number indicates width of dual sided table desk to be used with. Lay-in capability using wire cable management baskets. Shipped easy to assemble in 1 carton.

MLDD48DSE	48 x 2 x 2 1219 x 51 x 51	2.3 1.04	2.25 0.06	\$179
MLDD54DSE	54 x 2 x 2 1372 x 51 x 51	2.4 1.09	1.5 0.04	\$184
MLDD60DSE	60 x 2 x 2 1524 x 51 x 51	2.6 1.18	2.25 0.06	\$190
MLDD66DSE	66 x 2 x 2 1676 x 51 x 51	2.8 1.27	1.5 0.04	\$196
MLDD72DSE	72 x 2 x 2 1829 x 51 x 51	3 1.36	2.25 0.06	\$201

Set of 2

MVLPPAB2	6 x 1.7 x 1 152 x 43 x 25	1 0.45	0.1 0.03	\$37
----------	------------------------------	-----------	-------------	-------------

Set of 3

MVLPPAB3	6 x 1.7 x 1 152 x 43 x 25	1.3 0.59	0.1 0.03	\$55
----------	------------------------------	-------------	-------------	-------------

Set of 4

MVLPPAB4	6 x 1.7 x 1 152 x 43 x 25	1.8 0.82	0.1 0.03	\$73
----------	------------------------------	-------------	-------------	-------------



Privacy Screen Adapter Brackets

Use with undermount privacy screens to upmount privacy screens between dual sided table desks. For Ionic privacy panels, see pages 115-116. Number of adapter brackets required should correspond with the number of clamps included with privacy screen; varies by width.

PANELS

GENERAL INFORMATION

- An innovative and economical tool for creating efficient workspace surrounds, and freestanding or mobile dividers.
- Minimal components offering maximum flexibility that are simple to specify and easy to install.
- Self-leveling connectors accommodate any angle including 90°, 120°, T and X connections. Off module connectors are also available for mid span connections.
- Sleek simple aesthetic - only 1.3" thick overall.
- Painted Aluminum frame with fabric upholstered inserts.
- Three standard panel sizes with separate hardware kits to accommodate various workplace needs.
- Foot kits are available to create freestanding or mobile divider applications.

FINISHES

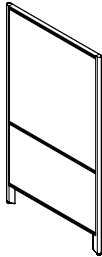
Panel frame, flat foot and mobile foot

- BLK Black
- DWT Designer White
- TUN Tungsten

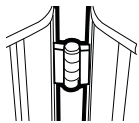
Fabric

- LL14 Blue Mist
- LL12 Caramel Cream
- LL37 Cinder
- LL36 Granite
- LL11 Medium Taupe
- LL38 Sandstone
- LL35 Spray

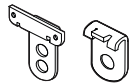
PANELS + ACCESSORIES



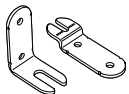
Panel - Fabric Top and Bottom



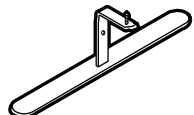
Panel Connecting Hinge Kit



Off Module Connector



Wall Adapter



Freestanding Foot Kit

MODEL #	DIMENSIONS ^{IN} _{MM}	WEIGHT ^{LB} _{KG}	VOLUME ^{FT³} _{MT³}	LIST PRICE
	W x D x H			
ML6636FFP	36 x 1.3 x 66 <i>914 x 33 x 1676</i>	35 <i>15.88</i>	3 <i>0.08</i>	\$514
ML6648FFP	48 x 1.3 x 66 <i>1219 x 33 x 1676</i>	47 <i>21.32</i>	3.9 <i>0.11</i>	\$571
ML6660FFP	60 x 1.3 x 66 <i>1524 x 33 x 1676</i>	59 <i>26.76</i>	4.9 <i>0.13</i>	\$622

Specify fabric and frame finish.

1.3" thick overall. Painted aluminum frame with fabric upholstered inserts. 4" raised bottom for ease of cleaning. Shipped easy to assemble in 1 carton.

MLPCHK	5 x 0.75 x 3 <i>127 x 19 x 76</i>	0.17 <i>0.08</i>	0.01 -	\$41
--------	--------------------------------------	---------------------	-----------	-------------

3 hinges and connecting hardware in each kit. One kit required per every 2 panels being connected. Zinc finish only.

MLOMCP	3 x 2 x 4 <i>76 x 51 x 102</i>	1 <i>0.45</i>	0.01 -	\$49
--------	-----------------------------------	------------------	-----------	-------------

Connect two panels perpendicular to one another to create a T configuration anywhere along mid span. Bolt top and bottom to vertical then connects to top and bottom rail of adjacent panel. Fasteners included. Specify finish to match panel frame.

MLPPWA	1.5 x 2.5 x 4 <i>38 x 64 x 102</i>	1 <i>0.45</i>	0.08 -	\$45
--------	---------------------------------------	------------------	-----------	-------------

Wall adapter to start a run of panels affixed to the wall. Bolt to panel in place of universal hinged connector. Keyhole openings to slide over fasteners which are to be preinstalled to the wall. Mounting hardware to affix to wall not included; installer must determine fasteners based on type of wall material securing to.

Flat foot, single pack

MLSFFKP	20 x 2 x 6 <i>508 x 51 x 152</i>	3.5 <i>1.59</i>	0.28 <i>0.01</i>	\$82
---------	-------------------------------------	--------------------	---------------------	-------------

Flat foot, pack of 2

MLDFFKP	20 x 2 x 6 <i>508 x 51 x 152</i>	6.96 <i>3.16</i>	0.28 <i>0.01</i>	\$163
---------	-------------------------------------	---------------------	---------------------	--------------

Sold individually or in pairs. Use to create a freestanding divider. Specify finish to match panel frame.

PANELS	MODEL #	DIMENSIONS ^{IN} _{MM}	WEIGHT ^{LB} _{KG}	VOLUME ^{FT³} _{MT³}	LIST PRICE
--------	---------	--	------------------------------------	--	------------

W x D x H

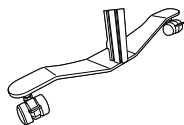
Mobile foot, single pack

MLSCFKP	20 x 2 x 6	3.9	0.28	\$108
	508 x 51 x 152	1.77	0.01	

Mobile foot, pack of 2

MLDCFKP	20 x 2 x 6	7.7	0.28	\$216
	508 x 51 x 152	3.49	0.01	

Sold individually or in pairs. Use to create a mobile divider. Black dual wheel locking casters. Specify finish to match panel frame.



Mobile Foot Kit

**GENERAL INFORMATION**

- Lite-Lift II is ideal for applications that require a lightweight and easy to clean table. It is THE economical, durable, multi-purpose table.
- Meets applicable ANSI/BIFMA standards.
- Greenguard Certified.

CONSTRUCTION

- Lightweight.
- Polyethylene surface with UV protection.
- Shock-proof.
- Constructed to withstand heavy loads.
- Suitable for outdoor use.
- Solid welded joints, nuts and bolts.
- Powder coated 1.125" diameter steel legs. Textured Charcoal epoxy coated (TC).
- Perforated underside surface allows for non-warping.
- Individual polypropylene clip to hold the leg in position when folded. Solid and durable fastening device.

FINISHES

- Oyster Grey only.

FOLDING TABLES



Rectangular Folding Table

MODEL #	DIMENSIONS ^{IN} _{MM} W x D x H	WEIGHT ^{LB} _{KG}	VOLUME ^{FT³} _{MT³}	LIST PRICE
MVLFRT48	48 x 24 x 29.25 <i>1219 x 610 x 743</i>	23 <i>10.43</i>	1.57 <i>0.04</i>	\$172
MVLFRT60	60 x 30 x 29.25 <i>1524 x 762 x 743</i>	30 <i>13.61</i>	2.43 <i>0.06</i>	\$229
MVLFRT72	72 x 30 x 29.25 <i>1829 x 762 x 743</i>	36 <i>16.33</i>	2.91 <i>0.08</i>	\$241
MVLFRT96	96 x 30 x 29.25 <i>2438 x 762 x 743</i>	50 <i>22.68</i>	3.87 <i>0.1</i>	\$371

Durable high impact polypropylene top. 1.125" diameter steel legs finished in a scuff-resistant, textured Charcoal epoxy coating. Lightweight, easy to clean and simple to fold and store. Easy lock leg brace for added stability. Shipped assembled in 1 carton.

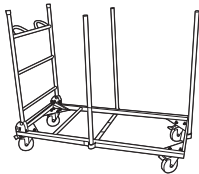


Round Folding Table

MVLFRT48D	48 x 48 x 29.25 <i>1219 x 1219 x 743</i>	31 <i>14.06</i>	3.26 <i>0.09</i>	\$276
MVLFRT60D	60 x 60 x 29.25 <i>1524 x 1524 x 743</i>	47 <i>21.32</i>	5.6 <i>0.15</i>	\$441

Durable high impact polypropylene top. 1.125" diameter steel legs finished in a scuff-resistant, textured Charcoal epoxy coating. Lightweight, easy to clean and simple to fold and store. Easy lock leg brace for added stability. Shipped assembled in 1 carton.

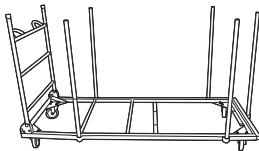
TABLE DOLLIES



Dolly for 48" Rectangular Folding Table

OTG11840	24.5 x 52 x 45.25 <i>622 x 1321 x 1149</i>	52.5 <i>23.81</i>	5.5 <i>0.15</i>	\$409
----------	---	----------------------	--------------------	--------------

Dolly for stacking and moving 48" Rectangular Folding Table (MLFRT48). 1.125" steel tubing. Textured Charcoal epoxy coating. Tables lay horizontally on dolly. Maximum capacity is 20 tables.



Dolly for 60", 72" and 96" Rectangular Folding Table

OTG11841	30.25 x 75.75 x 45.25 <i>768 x 1924 x 1149</i>	76 <i>34.47</i>	9.25 <i>0.26</i>	\$580
----------	---	--------------------	---------------------	--------------

Dolly for stacking and moving 60", 72" and 96" Rectangular Folding Tables (MLFRT60, MLFRT72 and MLFRT96). 1.125" steel tubing. Textured Charcoal epoxy coating. Tables lay horizontally on dolly.
MLFRT60 - Maximum capacity is 20 tables.
MLFRT72 - Maximum capacity is 20 tables.
MLFRT96 - Maximum capacity is 18 tables.



Dolly for 48" and 60" Round Folding Table

OTG11842	32.75 x 52 x 40.25 <i>832 x 1321 x 1022</i>	76 <i>34.47</i>	5.5 <i>0.15</i>	\$500
----------	--	--------------------	--------------------	--------------

Dolly for stacking and moving 48" and 60" Round Folding Tables (MVLFRT48D and MVLFRT60D). 1.125" steel tubing. Textured Charcoal epoxy coating. Tables stand vertically on dolly.
MVLFRT48D - Maximum capacity is 15 tables.
MVLFRT60D - Maximum capacity is 12 tables.