

Ionic Series

Lite-Lift II

Desks & Tables



GENERAL INFORMATION

- Ionic has a clean, modern form and is able to support a wide range of workspace applications. From cubicles, multi-station clusters, private offices, reception areas or boardrooms, Ionic offers functional and practical desking solutions.
- Thermally fused laminate surfaces.
- 14 finishes to choose from.
- 1" thick worksurfaces.
- Panels are fully finished on both sides and on all edges.
- Durable 2mm matching edge.
- All drawers are equipped with ball bearing over-travel slides.
- File drawers accommodate letter or legal size filing.
- Silver finish handles and locks.
- Grommets and wire access strips are standard on select models.
- Meets applicable ANSI/BIFMA standards.
- Canadian made and backed by Global's Lifetime Warranty.
- Greenguard Certified.

CONSTRUCTION

- All components are made from 45 lb. density particle board covered with thermally fused laminate on both sides.
- Interlocking cam lock connectors.
- Leveling glides are standard on all floor units.
- Locks are standard on pedestals, storage cabinets and lateral files and have removable cores.
- Key locks are random and cannot be specified.

SPECIAL SIZES

- Custom widths are available on select products - price will be next standard size up +10%.
Example: For the list price of a ML6736D Rectangular Desk, take the list price of the next size up (ML7236D)
= \$XXX.XX plus 10%. Includes rectangular desks, rectangular bridges/bridge tops, modesty panels, bow/rectangular desks, rectangular credenzas and islands with or without modesty panels.

FINISHES

- Ionic can be finished in the following standard colors with no upcharge:

TOP COLORS

ACJ	Absolute Acajou
ASN	Asian Night
AWC	Avant Cherry
AWH	Avant Honey
CMB	Clear Maple
DES	Dark Espresso
DWT	Designer White
HGT	Hayden Grey
SKC	Shaker Cherry
TWL	Tiger Walnut
WHC	White Chocolate
WCR	Winter Cherry

CHASSIS COLORS

ACJ	Absolute Acajou
ASN	Asian Night
AWC	Avant Cherry
AWH	Avant Honey
CMB	Clear Maple
DES	Dark Espresso
DWT	Designer White
HGT	Hayden Grey
SKC	Shaker Cherry
TWL	Tiger Walnut
WHC	White Chocolate
WCR	Winter Cherry

TWO TONE FINISHES

- Standard finish top and chassis combinations available - no upcharge.
- To specify, mark your order as follows:
 - First code specifies top color, second code specifies chassis color (i.e. AWC/GRY = Avant Cherry top and Grey chassis).
 - If the top and chassis are to be the same finish, you must specify the top finish and the chassis finish (ie: AWC/AWC).

FINISHES - BOOKCASES

- Bookcases can be finished in the following colors only:

ACJ	Absolute Acajou	WHC	White Chocolate
DES	Dark Espresso	WCR	Winter Cherry

FINISHES - METAL LEGS

- Available in the following Santex finishes:

BLK	Black
DWT	Designer White
TUN	Tungsten

TACKBOARD COLORS

- Tackboards are available to fit 66" and 72" wide hutches.
- Lola fabric is standard and is available in the following colors:

Black (LL19)	Caramel Cream (LL12)
Blue Mist (LL14)	Medium Taupe (LL11)

DRAWERS

- All file drawers and box drawers have ball bearing over-travel slides to provide full access to drawer interiors.
- Drawer fronts are edged with 2mm matching edge on all four sides.
- Top box drawer includes one pencil tray.

HANDLES

- Handles are standard on all storage cabinets, pedestals and aluminum framed/glazed doors.
- Silver rectangular handle is standard.

GROMMETS

- Grommets are standard on most desks, credenzas, returns, bridges and most worksurfaces with post legs. For location and number of grommets, see price list specifications on individual components.
- Grommet locations are standard on each component and cannot be specified.
- Grommets may be eliminated upon request. Please specify **(RSG)** for no grommet option. Add \$39. The no grommet option requires an extended lead time.

MODESTY PANELS

- Full modesty panels are standard on bow front desks, rectangular desks, credenzas, returns and bridges.
- 12" high modesty panels are available as an option at no extra charge. Available on credenzas, returns and bridges. Please specify **(12)** when ordering.
- Modesty panels require extended lead times.
- Modesty panels are 12" high with 16" clearance from the floor to the bottom of the modesty.
- Delta and Rectangular Island with Square Post:
Modesty panels are available as an add-on component. Modesty panels are 12" high with 16" clearance from the floor. Please see individual models for specific codes.
- Table Desk with H-Leg:
Modesty panels are available as an add-on component. Modesty panels are 12" high with 16" clearance from the floor. Please see individual models for specific codes.
- Modesty panel front recess is as follows:
Bow Front Desk - 6.5" from the gable
30" Deep Desk - 4.5"
36" Deep Desk - 6.5"
Credenzas, returns and bridges are flush (no recess)

WORKSURFACES WITH 2" SQUARE POST LEGS

- "D" and Rectangular Islands are standard with a single post leg, end gable and 12" high modesty panel.
- Delta worksurfaces are standard with two post legs and flush mount hardware. Delta tops are available left or right handed (i.e. units must be specified left or right).
- Post legs are 2" square and are standard in Tungsten (TUN). Available in Black (BLK) or Designer White (DWT) at no upcharge.
- Worksurface tops are predrilled with threaded steel inserts to connect legs with Truss head screws.

RETURNS WITH LAMINATE GABLES

- All gables are reversible for left or right hand applications.
- Full modesty panels are standard.
- Optional 12" modesty panels are available. Please specify **(12)** for this option.

TABLE DESK/RETURNS WITH 2" SQUARE METAL H-LEGS

- Rectangular table desks include two 28" high H-legs.
- Overlap desks with legs include one 28" high H-leg and one 5 3/4" high H-leg.
- Returns include one H-leg.
- H frame is 21" wide from outside to outside of legs for 24" deep table desk.
- H frame is 23" wide from outside to outside of legs for 30" deep table desk.
- H-legs are available in Black (BLK) Designer White (DWT) or Tungsten (TUN).
- Returns are non-handed and can be used for left or right hand applications.
- All table desks include underside stability panel for structural integrity; 24"D table desks will not accommodate MLMP22BBF or ML22BBF pedestals.
- Overlap desks include a support spacer which will be same finish as the top.
- Underside clearance for keyboard mechanisms:
21" - per 30"D table desks
16" - per 24"D table desks

RECEPTION DESK

- This freestanding unit comes complete with reception mantle, desk, light kit, glass front, pigeon hole organizer and hardware.

BRIDGES

- Full modesty laminate panels are standard.
- Optional 12" modesty panels are available. Please specify **(12)** for this option.

BRIDGE TOPS

- Bridge tops are standard without modesty panels.

HUTCHES

- Hutches are available in 36", 66" and 72" widths. All hutches are 15" deep.
- Hutches are shipped ready to assemble.
- 66" and 72" hutches have a 20 3/8" height clearance between the worksurface and the underside of the hutch shelf.
- 36" hutch comes with two shelves. The lower shelf is height adjustable.
- Laminate doors or aluminum frame/glazed doors are available for the 72", 66" and 36" wide hutch. Laminate doors are 1 1/16" thick.
- Doors for 72" and 66" hutches come in a package of two doors, and accommodate either the left side or right side of the hutch. For full closure, two door kits are required (i.e. four doors total).
- Hutches can be mounted onto credenza units without mechanical fasteners. Two-sided tape is provided allowing installer to attach, however, flush plates are available for added security.
- Hutches come standard with one grommet and a full-length 1" wire access strip for cable management.

STORAGE UNITS (FREESTANDING VS. UNDER WORKSURFACE)

- One set of front-to-back file bars included per file drawer.
- All 24" deep lateral files and storage units are counterbalanced and come with interlock mechanisms. These units come standard with tops and are designed to be freestanding.
- All 22" deep lateral files and storage units are designed for use underneath worksurfaces and are not intended to be used as freestanding pieces.
- All mobile pedestals are available with a counterweight.

LOCKS

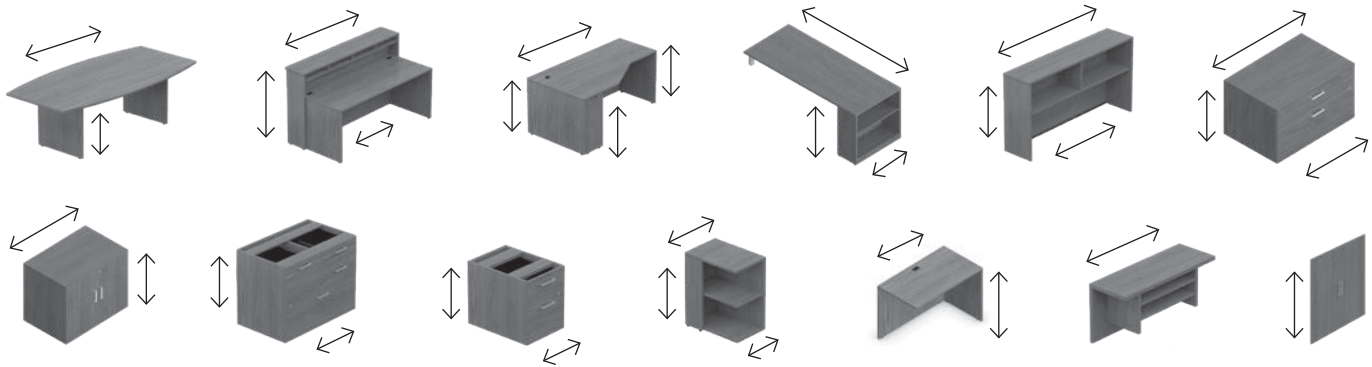
- Ionic key numbers range from #100-120. Locks are randomly installed at the factory. Key alike or preferred number assignment are not available.

POWER BLOCK OPTIONS

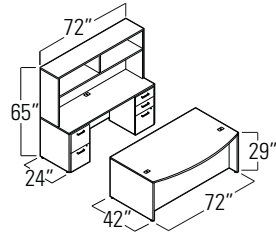
- Refer to Accessories price list pages under power and data for options to deliver desktop power and/or USB charging ports

LAMINATES WITH WOODGRAIN

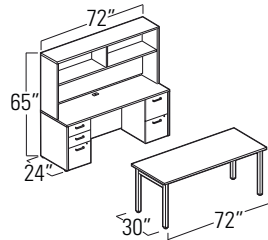
- Typical woodgrain direction for Ionic is outlined below:

**ASSEMBLY**

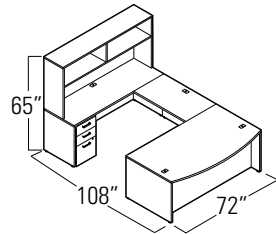
- Reception Desk (ML72MRD) is shipped in 2 cartons (desk - KD, mantle - assembled).
- Pedestals, lateral files and storage cabinets are shipped assembled.
- All other components are shipped easy to assemble and require some assembly.

MLP201: Management Suite - Bow Front Desk


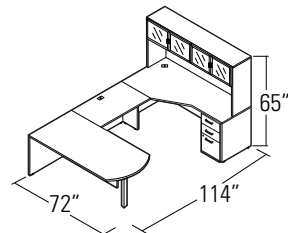
Package Contents	Model Number	Quantity	List Price	Package Price
Bow Desk	ML7242BD	1	\$697	\$2552
Credenza - Rectangular	ML7224C	1	\$413	
File/File Pedestal	ML22FF	1	\$447	
Hutch - 72"	ML72HO	1	\$533	
Box/Box/File Pedestal	ML22BBF	1	\$462	

MLP230: Office Suite


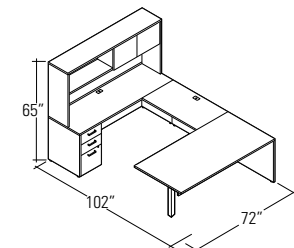
Package Contents	Model Number	Quantity	List Price	Package Price
Table Desk	ML7230DWL	1	\$620	\$2475
Credenza - Rectangular	ML7224C	1	\$413	
Hutch - 72"	ML72HO	1	\$533	
Box/Box/File Pedestal	ML22BBF	1	\$462	
File/File Pedestal	ML22FF	1	\$447	

MLP205: Management Suite - Bow Front Desk w/Rectangular Credenza*


Package Contents	Model Number	Quantity	List Price	Package Price
Bow Desk	ML7242BD	1	\$697	\$2424
Credenza - Rectangular	ML7224C	1	\$413	
Hutch - 72"	ML72HO	1	\$533	
Bridge	ML4224FB	1	\$319	
Box/Box/File Pedestal	ML22BBF	1	\$462	

MLP202R: Management Suite - "D" Island w/Left Extended Credenza


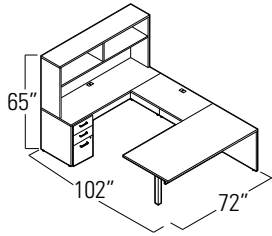
Package Contents	Model Number	Quantity	List Price	Package Price
"D" Island w/Square Post	ML7236DM	1	\$545	\$2340
Extended Corner Credenza - LEFT	ML7236CEL	1	\$580	
Hutch - 72"	ML72HO	1	\$533	
Bridge	ML4224FB	1	\$319	
Hanging Box/File Pedestal	ML22HBF	1	\$363	

MLP121: "U" Shaped Suite


Package Contents	Model Number	Quantity	List Price	Package Price
Rectangular Island w/Square Post	ML7236RM	1	\$545	\$2374
Bridge	ML4224FB	1	\$319	
Credenza - Rectangular	ML7224C	1	\$413	
Hutch - 72"	ML72HO	1	\$533	
Laminate Doors	ML36DRL	1	\$102	
Box/Box/File Pedestal	ML22BBF	1	\$462	

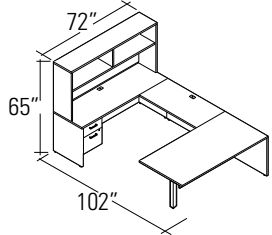
* Can be assembled left or right

MLP221: Management Suite - Rectangular Island*



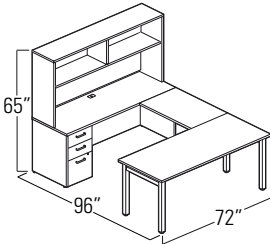
Package Contents	Model Number	Quantity	List Price	Package Price
Rectangular Island w/Square Post	ML7236RM	1	\$545	\$2272
Bridge	ML4224FB	1	\$319	
Credenza - Rectangular	ML7224C	1	\$413	
Hutch - 72"	ML72HO	1	\$533	
Box/Box/File Pedestal	ML22BBF	1	\$462	

MLP321: "U" Shaped Suite



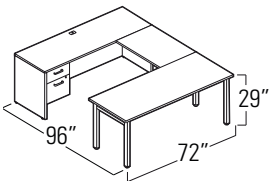
Package Contents	Model Number	Quantity	List Price	Package Price
Rectangular Island w/Square Post	ML7236RM	1	\$545	\$2173
Bridge	ML4224FB	1	\$319	
Credenza - Rectangular	ML7224C	1	\$413	
Hutch - 72"	ML72HO	1	\$533	
Hanging Box/File Pedestal	ML22HBF	1	\$363	

MLP229: "U" Shaped Suite*



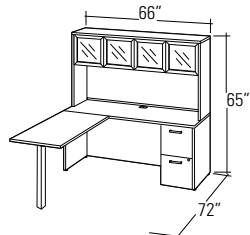
Package Contents	Model Number	Quantity	List Price	Package Price
Table Desk	ML7230DWL	1	\$620	\$2210
Bridge Top	ML4224B	1	\$182	
Credenza - Rectangular	ML7224C	1	\$413	
Hutch - 72"	ML72HO	1	\$533	
Box/Box/File Pedestal	ML22BBF	1	\$462	

MLP228: "U" Shaped Suite*



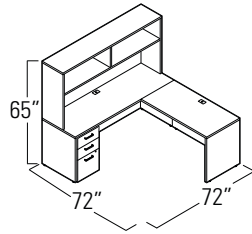
Package Contents	Model Number	Quantity	List Price	Package Price
Table Desk	ML7230DWL	1	\$620	\$1578
Bridge Top	ML4224B	1	\$182	
Credenza - Rectangular	ML7224C	1	\$413	
Hanging Box/File Pedestal	ML22HBF	1	\$363	

MLP235: Management "L" Suite

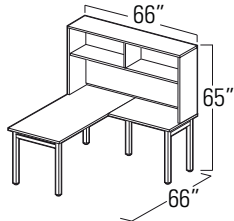


Package Contents	Model Number	Quantity	List Price	Package Price
Rectangular Island w/Square Post	ML4824RI	1	\$376	\$2643
Credenza - Rectangular	ML6624C	1	\$369	
Glazed Doors	ML33DRAG	2	\$471	
Hutch - 66"	ML66HO	1	\$509	
File/File Pedestal	ML22FF	1	\$447	

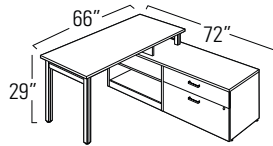
* Can be assembled left or right

MLP206: Supervisor Suite w/Rectangular Credenza*


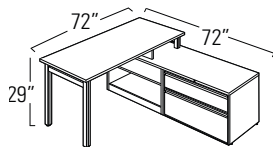
Package Contents	Model Number	Quantity	List Price	Package Price
Return	ML4824R	1	\$374	\$1782
Credenza - Rectangular	ML7224C	1	\$413	
Box/Box/File Pedestal	ML22BBF	1	\$462	
Hutch - 72"	ML72HO	1	\$533	

MLP227: "L" Shaped Suite*


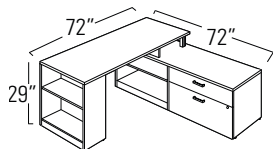
Package Contents	Model Number	Quantity	List Price	Package Price
Table Desk	ML6630DWL	1	\$605	\$1416
Return	ML3624RWL	1	\$302	
Hutch - 66"	ML66HO	1	\$509	

MLP238: Ionic "L" Shape Suite*


Package Contents	Model Number	Quantity	List Price	Package Price
Overlap Desk with Legs	ML6630POL	1	\$599	\$1920
Low Shelf Unit - No Top	ML2136CO	1	\$471	
Low Box/File - No Top	ML2136BF	1	\$696	
Top For 24"D Storage Unit	ML7224LT	1	\$154	

MLP236: Ionic and MVL "L" Shape Suite*


Package Contents	Model Number	Quantity	List Price	Package Price
Overlap Desk with Legs	ML7230POL	1	\$613	\$1794
1 ½ Open Shelf	M19361XSN	1	\$421	
1 ½ Drawer High Lateral Cabinet	M1936PXB	1	\$609	
Top For 19.25"D Storage Unit	ML7219LT	1	\$151	

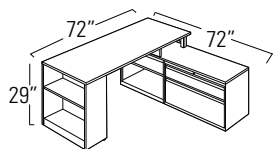
MLP237: Ionic "L" Shape Suite*


Package Contents	Model Number	Quantity	List Price	Package Price
Overlap Desk with Bookcase	ML7230POB	1	\$941	\$2262
Low Shelf Unit - No Top	ML2136CO	1	\$471	
Low Box/File - No Top	ML2136BF	1	\$696	
Top For 24"D Storage Unit	ML7224LT	1	\$154	

* Can be assembled left or right

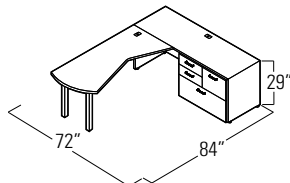
I IONIC™ - PACKAGES

MLP241: Ionic and MVL "L" Shape Suite*



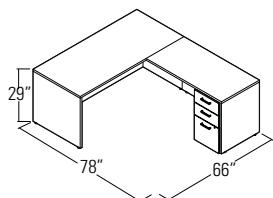
Package Contents	Model Number	Quantity	List Price	Package Price
Overlap Desk with Bookcase	ML7224POB	1	\$877	\$2058
1 ½ Open Shelf	M19361XSN	1	\$421	
1 ½ Drawer High Lateral Cabinet	M1936PXB	1	\$609	
Top For 19.25"D Storage Unit	ML7219LT	1	\$151	

MLP217L: "L" Shape w/Delta Surface



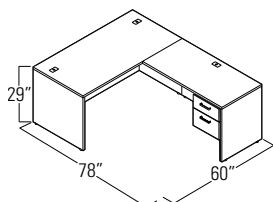
Package Contents	Model Number	Quantity	List Price	Package Price
Credenza - Rectangular	ML7224C	1	\$413	\$1585
Delta Island w/2 Square Posts - LEFT	ML6030PL	1	\$449	
Multi-Storage Unit - No Top	ML3622MS	1	\$723	

MLP108: "L" Shape Desk*



Package Contents	Model Number	Quantity	List Price	Package Price
Rectangular Desk	ML6630D	1	\$400	\$1236
Return	ML4824R	1	\$374	
Box/Box/File Pedestal	ML22BBF	1	\$462	

MLP107: "L" Shape Desk*



Package Contents	Model Number	Quantity	List Price	Package Price
Rectangular Desk	ML6030D	1	\$375	\$1112
Return	ML4824R	1	\$374	
Hanging Box/File Pedestal	ML22HBF	1	\$363	

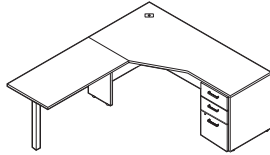
MLP116R - "L" Shape 72" x 84"



Package Contents	Model Number	Quantity	List Price	Package Price
Extended Corner Credenza - RIGHT	ML7236CER	1	\$580	\$1418
Rectangular Island w/Square Post	ML4824RI	1	\$376	
Box/Box/File Pedestal	ML22BBF	1	\$462	

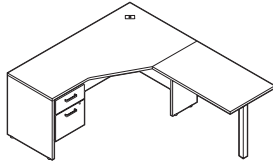
* Can be assembled left or right

MLP116L: "L" Shape 84" x 72"



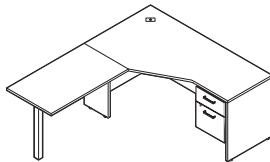
Package Contents	Model Number	Quantity	List Price	Package Price
Extended Corner Credenza - LEFT	ML7236CEL	1	\$580	\$1418
Rectangular Island w/Square Post	ML4824RI	1	\$376	
Box/Box/File Pedestal	ML22BBF	1	\$462	

MLP115R: "L" Shape 66" x 78"



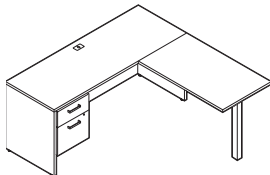
Package Contents	Model Number	Quantity	List Price	Package Price
Extended Corner Credenza - RIGHT	ML6636CER	1	\$511	\$1227
Rectangular Island w/Square Post	ML4224RI	1	\$353	
Hanging Box/File Pedestal	ML22HBF	1	\$363	

MLP115L: "L" Shape 78" x 66"



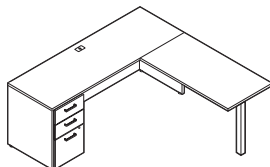
Package Contents	Model Number	Quantity	List Price	Package Price
Extended Corner Credenza - LEFT	ML6636CEL	1	\$511	\$1227
Rectangular Island w/Square Post	ML4224RI	1	\$353	
Hanging Box/File Pedestal	ML22HBF	1	\$363	

MLP113: "L" Shape 66" x 66"*



Package Contents	Model Number	Quantity	List Price	Package Price
Credenza - Rectangular	ML6624C	1	\$369	\$1085
Rectangular Island w/Square Post	ML4224RI	1	\$353	
Hanging Box/File Pedestal	ML22HBF	1	\$363	

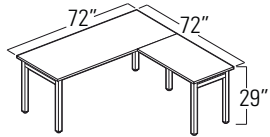
MLP114 - "L" Shape 72" x 72"*



Package Contents	Model Number	Quantity	List Price	Package Price
Credenza - Rectangular	ML7224C	1	\$413	\$1251
Rectangular Island w/Square Post	ML4824RI	1	\$376	
Box/Box/File Pedestal	ML22BBF	1	\$462	

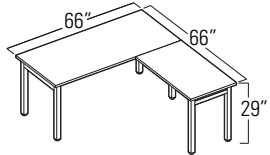
* Can be assembled left or right

MLP224: "L" Shape Suite*



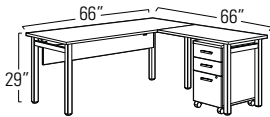
Package Contents	Model Number	Quantity	List Price	Package Price
Table Desk	ML7230DWL	1	\$620	\$946
Return	ML4224RWL	1	\$326	

MLP222: "L" Shape Suite*



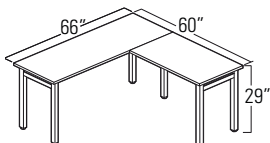
Package Contents	Model Number	Quantity	List Price	Package Price
Table Desk	ML6630DWL	1	\$605	\$907
Return	ML3624RWL	1	\$302	

MLP231: "L" Shape Suite*



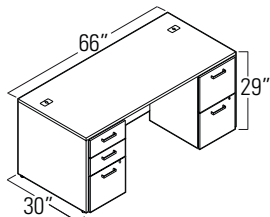
Package Contents	Model Number	Quantity	List Price	Package Price
Table Desk	ML6630DWL	1	\$605	\$1703
Return	ML3624RWL	1	\$302	
Box/Box/File Mobile Pedestal	MLMP22BBF	1	\$637	
Modesty Panel for Table Desk	ML6612MPT	1	\$159	

MLP223: "L" Shape Suite*



Package Contents	Model Number	Quantity	List Price	Package Price
Table Desk	ML6624DWL	1	\$559	\$861
Return	ML3624RWL	1	\$302	

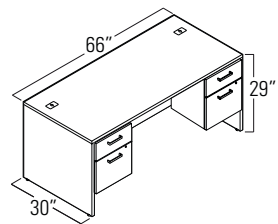
MLP109 - 66" x 30" Double Pedestal Desk



Package Contents	Model Number	Quantity	List Price	Package Price
Rectangular Desk	ML6630D	1	\$400	\$1309
Box/Box/File Pedestal	ML22BBF	1	\$462	
File/File Pedestal	ML22FF	1	\$447	

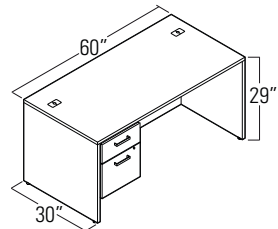
* Can be assembled left or right

MLP110: 66" x 30" Double Pedestal Desk



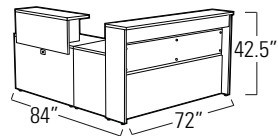
Package Contents	Model Number	Quantity	List Price	Package Price
Rectangular Desk	ML6630D	1	\$400	\$1126
Hanging Box/File Pedestal	ML22HBF	2	\$363	

MLP111: 60" x 30" Single Pedestal Desk*



Package Contents	Model Number	Quantity	List Price	Package Price
Rectangular Desk	ML6030D	1	\$375	\$738
Hanging Box/File Pedestal	ML22HBF	1	\$363	

MLP633: Reception Suite



Package Contents	Model Number	Quantity	List Price	Package Price
Reception Desk	ML72MRD	1	\$2524	\$3264
Return	ML4824R	1	\$374	
Reception Desk Top	ML36RT	1	\$366	

* Can be assembled left or right

TABLE DESKS & COMPONENTS

MODEL

DIMENSIONS
IN
MM
W x D x HWEIGHT
LB
KGVOLUME
FT³
MT³

LIST PRICE




Table Desk

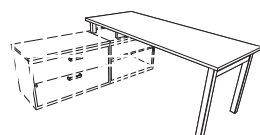
24" deep

ML3624DWL	36 x 24 x 29 914 x 610 x 737	76 34.47	5 0.14	\$468
ML4824DWL	48 x 24 x 29 1219 x 610 x 737	76 34.47	5 0.14	\$488
ML5424DWL	54 x 24 x 29 1372 x 610 x 737	81 36.74	5 0.14	\$511
ML6024DWL	60 x 24 x 29 1524 x 610 x 737	89 40.37	5 0.14	\$534
ML6624DWL	66 x 24 x 29 1676 x 610 x 737	89 40.37	5.5 0.15	\$559
ML7224DWL	72 x 24 x 29 1829 x 610 x 737	93 42.18	5.5 0.15	\$572

30" deep

ML6030DWL	60 x 30 x 29 1524 x 762 x 737	103 46.72	6.5 0.18	\$582
ML6630DWL	66 x 30 x 29 1676 x 762 x 737	104 47.17	7 0.19	\$605
ML7230DWL	72 x 30 x 29 1829 x 762 x 737	111 50.35	7 0.19	\$620

Freestanding rectangular desk with two H-legs and stability panel. Accepts laminate modesty panel. Shipped easy to assemble in 2 cartons.



Overlap Desk w/Legs

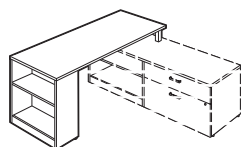
24" deep

ML6624POL	66 x 24 x 29 1676 x 610 x 737	69 31.3	5 0.14	\$544
ML7224POL	72 x 24 x 29 1829 x 610 x 737	73 33.11	5.25 0.14	\$560

30" deep

ML6630POL	66 x 30 x 29 1676 x 762 x 737	81 36.74	5.75 0.16	\$599
ML7230POL	72 x 30 x 29 1829 x 762 x 737	86 39.01	6 0.16	\$613

To overlap and be supported by low storage and 22.25"H shelving units. Includes one 28" high H-leg, one 5 3/4" high H-leg support and laminate support spacer. Specify laminate finish for top and support spacer and H-leg finish. Alternative: May also be supported by a 1 1/2 high MVL steel storage unit with a 1" thick laminate top. Shipped easy to assemble in 2 cartons.



Overlap Desk w/Bookcase


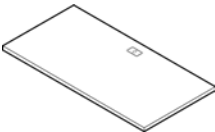
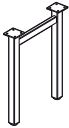

24" deep

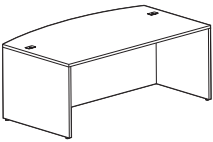
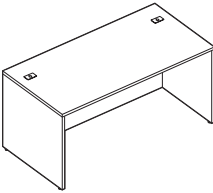
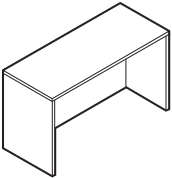
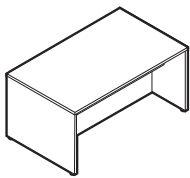
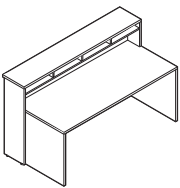
ML7224POB	72 x 24 x 29 1829 x 610 x 737	94 42.64	10 0.28	\$877
-----------	----------------------------------	-------------	------------	--------------

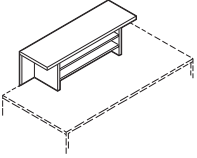
30" deep

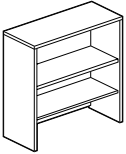
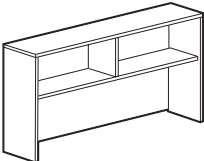
ML7230POB	72 x 30 x 29 1829 x 762 x 737	118 53.52	11.5 0.32	\$941
-----------	----------------------------------	--------------	--------------	--------------

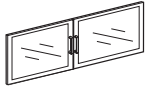
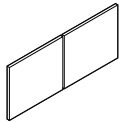

To overlap and be supported by low storage and 22.25"H shelving units. Includes one 12"D bookcase with an adjustable shelf, one 5 3/4" high H-leg support and laminate support spacer. Specify laminate finish for top and support spacer, laminate finish for bookcase and H-leg finish. Alternative: May also be supported by a 1 1/2 high MVL steel storage unit with a 1" thick laminate top. Shipped easy to assemble in 3 cartons.

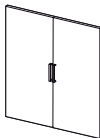
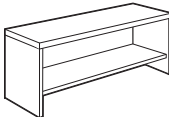
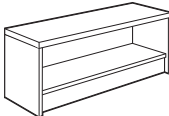
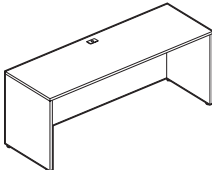
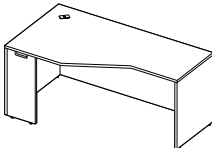
TABLES DESK & COMPONENTS	MODEL #	DIMENSIONS <small>IN MM</small>	WEIGHT <small>LB KG</small>	VOLUME <small>FT³ MT³</small>	LIST PRICE
 <p>Return</p>	W x D x H				
	ML3024RWL	30 x 24 x 29 <i>762 x 610 x 737</i>	50 <i>22.68</i>	4.5 <i>0.12</i>	\$298
	ML3624RWL	36 x 24 x 29 <i>914 x 610 x 737</i>	55 <i>24.95</i>	4.5 <i>0.12</i>	\$302
	ML4224RWL	42 x 24 x 29 <i>1067 x 610 x 737</i>	59 <i>26.76</i>	4.5 <i>0.12</i>	\$326
	ML4824RWL	48 x 24 x 29 <i>1219 x 610 x 737</i>	64 <i>29.03</i>	5 <i>0.14</i>	\$331
	ML5424RWL	54 x 24 x 29 <i>1372 x 610 x 737</i>	67 <i>30.39</i>	5 <i>0.14</i>	\$354
Connects flush to freestanding desk, table desk and credenza. One leg included. Connecting hardware included. Shipped easy to assemble in 2 cartons.					
 <p>Bridge Top</p>	ML3624B	36 x 24 x 1 <i>914 x 610 x 25</i>	35 <i>15.88</i>	2 <i>0.05</i>	\$163
	ML4224B	42 x 24 x 1 <i>1067 x 610 x 25</i>	40 <i>18.14</i>	2 <i>0.05</i>	\$182
	ML4824B	48 x 24 x 1 <i>1219 x 610 x 25</i>	44 <i>19.96</i>	2 <i>0.05</i>	\$191
	Connects flush between two freestanding units with full end gables or two H-legs. Shipped easy to assemble in 1 carton.				
 <p>H-Leg</p>	ML24LEG	23 x 4 x 28 <i>584 x 102 x 711</i>	19 <i>8.62</i>	3 <i>0.08</i>	\$167
	For use with 24" deep tops only. Shipped assembled in 1 carton.				
 <p>Modesty Panel for Table Desks</p>	ML4812MPT	42 x 0.68 x 12 <i>1067 x 17 x 305</i>	24 <i>10.89</i>	1 <i>0.02</i>	\$145
	ML5412MPT	48 x 0.68 x 12 <i>1219 x 17 x 305</i>	26 <i>11.79</i>	1 <i>0.02</i>	\$150
	ML6012MPT	54 x 0.68 x 12 <i>1372 x 17 x 305</i>	28 <i>12.7</i>	1 <i>0.02</i>	\$155
	ML6612MPT	60 x 0.68 x 12 <i>1524 x 17 x 305</i>	32 <i>14.51</i>	1.5 <i>0.04</i>	\$159
	ML7212MPT	66 x 0.68 x 12 <i>1676 x 17 x 305</i>	27 <i>12.25</i>	1.5 <i>0.04</i>	\$164
	ML4812MPT can be used with ML4824DWL. ML5412MPT can be used with ML5424DWL. ML6012MPT can be used with ML6030DWL and ML6024DWL. ML6612MPT can be used with ML6630DWL and ML6624DWL. ML7212MPT can be used with ML7230DWL and ML7224DWL. To be secured to H-leg tabs with wood screws provided, pilot holes pre-drilled. Shipped in 1 carton.				

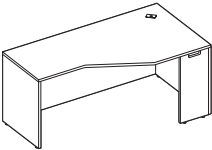
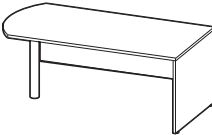
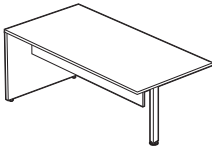
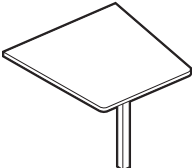
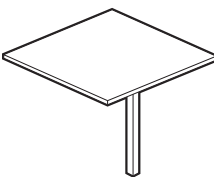
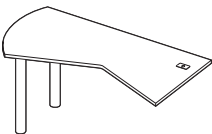
DESKS	MODEL #	DIMENSIONS ^{IN} MM	WEIGHT ^{LB} KG	VOLUME ^{FT³} MT ³	LIST PRICE
 <p>Bow Desk</p>	W x D x H				
	ML7242BD	72 x 36 x 29 1829 x 914 x 737	176 79.83	7 0.19	\$697
<p>Bow desk with two wire grommets and a full modesty panel. Modesty panel recessed 6.5" at both ends and 12" on center. Shipped easy to assemble in 1 carton.</p>					
 <p>Rectangular Desk</p>	ML6030D	60 x 30 x 29 1524 x 762 x 737	125 56.7	4.5 0.12	\$375
	ML6630D	66 x 30 x 29 1676 x 762 x 737	132 59.87	5 0.14	\$400
	ML7230D	72 x 30 x 29 1829 x 762 x 737	157 71.21	5.5 0.15	\$439
	ML7236D	72 x 36 x 29 1829 x 914 x 737	160 72.57	6 0.16	\$464
	<p>Rectangular desks with two wire grommets and a full modesty panel. 30" deep - modesty panel recessed 4.3". 36" deep - modesty panel recessed 5.0". Shipped easy to assemble in 1 carton.</p>				
 <p>Space Saver Desks, Single Sided</p>	ML482028CT	48 x 20 x 28 1219 x 508 x 711	73.4 33.29	2.8 0.07	\$416
	ML542028CT	54 x 20 x 28 1372 x 508 x 711	83.1 37.69	3.2 0.09	\$436
	ML602028CT	60 x 20 x 28 1524 x 508 x 711	92.9 42.14	3.5 0.09	\$452
	<p>28"H overall. 20"D surface ideal as touch down space with option to include desktop power module. Inset back to accommodate cable management. Optional cut-out to accommodate Cove mini power module; power module to be ordered separately (see page 125). Cut-out options: FOG1 (left), FOG2 (centered) or FOG3 (right). Best suited for use with Craft lounge series, refer to seating section of the price list pages 28-30 or other occasional seating. Shipped easy to assemble in 1 carton.</p>				
 <p>Community Desks, Double Sided</p>	ML483628CT	48 x 36 x 28 1219 x 914 x 711	130.1 59.01	4.2 0.11	\$604
	ML543628CT	54 x 36 x 28 1372 x 914 x 711	140.1 63.55	4.3 0.12	\$628
	ML603628CT	60 x 36 x 28 1524 x 914 x 711	150.1 68.08	4.8 0.13	\$656
	<p>28"H overall. Ideal for use in common areas as a casual meeting or workspace; accommodates users on either side. Center modesty panel is short to the underside of top by 6.5" with two support channels on either side of modesty creating a cavity for addition of power modules and cable management. Optional FOG1, FOG2 or FOG3 surface grommets also may accommodate Cove mini power module; power module to be ordered separately (see page 125). Side pass-through grommets are optional (Options: PTL pass-through left side, PTR pass-through right side or PT2 pass-through both sides). Best suited for use with Craft lounge series, refer to seating section of the price list pages 28-30. Shipped easy to assemble in 1 carton.</p>				
 <p>Reception Desk</p>	ML72MRD	72 x 36.5 x 42 1829 x 927 x 1067	300 136.08	32 0.9	\$2524
	<p>When specifying <u>two</u> finishes: First finish: mantle top and desk worksurface. Second finish: vertical surfaces and pigeon holes.</p> <p>Includes desk, reception mantle, glass panel mounted onto White melamine, light kit and four pigeon holes. Desk and mantle do not attach. Desk shipped easy to assemble in 1 carton. Mantle shipped easy to assemble in 2 carton.</p>				

DESKS	MODEL #	DIMENSIONS ^{IN} ^{MM}	WEIGHT ^{LB} ^{KG}	VOLUME ^{FT³} ^{MT³}	LIST PRICE
		W x D x H			
	ML36RT	36 x 13 x 13 914 x 330 x 330	50 22.68	2.5 0.07	\$366
	ML42RT	42 x 13 x 13 1067 x 330 x 330	66 29.94	3 0.08	\$400
	Reception desk top that fits onto worksurfaces. Two shelves. Includes two-sided tape. Note: 13" high above surface, 17" high overall. Shipped easy to assemble in 1 carton.				

HUTCHES	MODEL #	DIMENSIONS ^{IN} ^{MM}	WEIGHT ^{LB} ^{KG}	VOLUME ^{FT³} ^{MT³}	LIST PRICE
	ML36HO	36 x 15 x 36 914 x 381 x 914	90 40.82	4 0.11	\$417
	ML36HO has a fixed center shelf and an adjustable lower shelf. Predrilled to accommodate glazed (ML36PHGD) or laminate (ML36PHLD) doors. Shipped easy to assemble in 1 carton.				
	ML66HO	66 x 15 x 36 1676 x 381 x 914	132 59.87	5 0.14	\$509
	ML72HO	72 x 15 x 36 1829 x 381 x 914	140 63.5	6 0.16	\$533
ML72HO and ML66HO have fixed shelf dividers. Can be used on any straight worksurface. 20" of clearance between worksurface and bottom of hutch. Predrilled to accommodate glazed or laminate doors. Shipped easy to assemble in 1 carton.					

HUTCH DOORS	MODEL #	DIMENSIONS ^{IN} ^{MM}	WEIGHT ^{LB} ^{KG}	VOLUME ^{FT³} ^{MT³}	LIST PRICE
	ML33DRAG	31.76 x 0.81 x 14.68 807 x 21 x 373	8 3.63	1.5 0.04	\$471
	ML36DRAG	34.76 x 0.81 x 14.68 883 x 21 x 373	10 4.54	1.5 0.04	\$485
Set of two glazed doors for one side of hutch. Hinges included. Non locking. Not intended for use with laminate doors. Shipped in 1 carton. ML33DRAG - Set of 2 doors for ML66HO with a total width of 33". ML36DRAG - Set of 2 doors for ML72HO with a total width of 36".					
	ML33DRL	31.76 x 0.68 x 15 807 x 17 x 381	18 8.16	2 0.05	\$98
	ML36DRL	34.76 x 0.68 x 15 883 x 17 x 381	20 9.07	2 0.05	\$102
Set of two laminate doors for one side of hutch. Hinges included. Non locking. Not intended for use with glazed doors. Shipped in 1 carton. ML33DRL - Set of 2 doors for ML66HO with a total width of 33". ML36DRL - Set of 2 doors for ML72HO with a total width of 36".					
	ML36PHGD	34.8 x 0.81 x 34.81 884 x 21 x 884	45 20.41	1.5 0.04	\$898
Set of two aluminum framed glazed doors that fit onto 36" wide hutch <u>only</u> . Handles included. Non locking. Shipped in 1 carton.					

HUTCH DOORS		MODEL #	DIMENSIONS	WEIGHT	VOLUME	LIST PRICE
			W x D x H			
	ML36PHLD	34.8 x 0.68 x 34.81 884 x 17 x 884	35 15.88	0.75 0.02	\$229	
	Set of two laminate doors that fit onto 36" wide hutch <u>only</u> . Handles included. Non locking. Shipped in 1 carton.					
DESKTOP STORAGE						
	ML36LDTS	36 x 12 x 12 914 x 305 x 305	50 22.68	3.6 0.1	\$374	
	ML42LDTS	42 x 12 x 12 1067 x 305 x 305	59 26.76	4.2 0.11	\$409	
	ML48LDTS	48 x 12 x 12 1219 x 305 x 305	69 31.3	4.9 0.13	\$430	
	ML54LDTS	54 x 12 x 12 1372 x 305 x 305	80 36.29	5.5 0.15	\$457	
	Desktop storage secures with double sided tape included to surface mounting on. Inside clearance 7.25"H, 3"H open bottom. 54" wide unit has a center vertical divider. Shipped assembled in 1 carton.					
	ML36LDTSF	36 x 12 x 12 914 x 305 x 305	54 24.49	3.6 0.1	\$387	
	ML42LDTSF	42 x 12 x 12 1067 x 305 x 305	63 28.58	4.2 0.11	\$424	
	ML48LDTSF	48 x 12 x 12 1219 x 305 x 305	73 33.11	4.9 0.13	\$447	
	ML54LDTSF	54 x 12 x 12 1372 x 305 x 305	84 38.1	5.5 0.15	\$474	
	Desktop storage secures with double sided tape included to surface mounting on. 54" wide unit has a center vertical divider. Inside clearance 7.25"H, fascia is optional with cut-out to accommodate Cove mini power module MVCOVSM2B/S or MVCOVS1UB/S; power module to be ordered separately (see page 125). Cut-out options: FOG1 (left), FOG2 (centered) or FOG3 (right). MLxxLDTSF back is short to allow cable from power module to pass through back. Shipped assembled in 1 carton.					
CREDENZAS						
	ML7224C	72 x 24 x 29 1829 x 610 x 737	123 55.79	5 0.14	\$413	
	ML6624C	66 x 24 x 29 1676 x 610 x 737	117 53.07	4.5 0.12	\$369	
	Rectangular credenza with a surface wire grommet and a modesty panel wire grommet. Flush and full height modesty panel. Optional 12"H modesty panel available, please specify (12) . Shipped easy to assemble in 1 carton.					
EXTENDED CORNER CREDENZAS						
	ML6636CEL	66 x 36 x 29 1676 x 914 x 737	142 64.41	5.5 0.15	\$511	
	ML7236CEL	72 x 36 x 29 1829 x 914 x 737	150 68.04	6 0.16	\$580	
	Narrow and full gables. Narrow end gable can be connected to 24"D return or flush bridge. Full end panel cannot be connected. Corner wire grommet. Optional 12"H modesty panel available, please specify (12) . Shipped easy to assemble in 1 carton.					
Extended Corner Credenza - LEFT						

EXTENDED CORNER CREDENZAS		MODEL #	DIMENSIONS ^{IN} _{MM}	WEIGHT ^{LB} _{KG}	VOLUME ^{FT³} _{MT³}	LIST PRICE
			W x D x H			
	ML6636CER	66 x 36 x 29 1676 x 914 x 737	142 64.41	5.5 0.15	\$511	
	ML7236CER	72 x 36 x 29 1829 x 914 x 737	150 68.04	6 0.16	\$580	
Extended Corner Credenza - RIGHT		Narrow and full gables. Narrow end gable can be connected to 24"D return or flush bridge. Full end panel cannot be connected. Corner wire grommet. Full height modesty panel. Optional 12"H modesty panel available, please specify (12). Shipped easy to assemble in 1 carton.				
ISLANDS WITH MODESTY						
	ML6630DM	66 x 30 x 29 1676 x 762 x 737	91 41.28	5 0.14	\$464	
	ML7236DM	72 x 36 x 29 1829 x 914 x 737	108 48.99	6 0.16	\$545	
"D" Island w/Square Post Leg		Square post and modesty panel with 16" clearance. No grommet. Must be connected. Reversible. Shipped easy to assemble in 2 cartons.				
	ML6630RM	66 x 30 x 29 1676 x 762 x 737	88 39.92	5 0.14	\$464	
	ML7236RM	72 x 36 x 29 1829 x 914 x 737	114 51.71	6 0.16	\$545	
Rectangular Island w/Square Post Leg		Square post and modesty panel with 16" clearance. No grommet. Must be connected. Reversible. Shipped easy to assemble in 2 cartons.				
ISLANDS WITHOUT MODESTY						
	ML3636WI	36 x 36 x 29 914 x 914 x 737	35.8 16.24	2.34 0.06	\$347	
	ML4242WI	42 x 42 x 29 1067 x 1067 x 737	45.8 20.77	3.04 0.08	\$417	
Wedge Island - Square Post Leg		36" or 42" wide where surface connects. Use to create a collaborative huddle table with open shelf ML36290S or ML42290S. Connecting hardware included. Shipped easy to assemble in 2 cartons.				
	ML3636SI	36 x 36 x 29 914 x 914 x 737	37.8 17.15	2.34 0.06	\$335	
	ML4242SI	42 x 42 x 29 1067 x 1067 x 737	47.8 21.68	3.04 0.08	\$404	
Square Island - Square Post Leg		36" or 42" wide where surface connects. Use to create a collaborative huddle table with open shelf ML36290S or ML42290S. Connecting hardware included. Shipped easy to assemble in 2 cartons.				
	ML6030PL	60 x 30 x 29 1524 x 762 x 737	63 28.58	2.5 0.07	\$449	
Delta Island w/Square Post Legs - LEFT		30"D where surface connects. Corner wire grommet. Two square posts. Connecting hardware included. Optional modesty panel available. Shipped easy to assemble in 3 cartons.				

ISLANDS WITHOUT MODESTY

MODEL

DIMENSIONS

IN
MM

WEIGHT

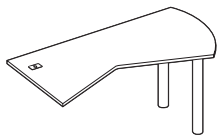
LB
KG

VOLUME

FT³
MT³

LIST PRICE

W x D x H



Delta Island w/Square Post Legs - RIGHT

ML6030PR

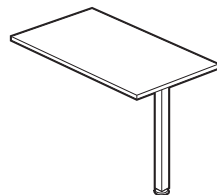
60 x 30 x 29
1524 x 762 x 737

63
28.58

2.5
0.07

\$449

30"D where surface connects. Corner wire grommet. Two square posts. Connecting hardware included. Optional modesty panel available. Shipped easy to assemble in 3 cartons.



Rectangular Island w/Square Post Leg

ML4224RI

42 x 24 x 29
1067 x 610 x 737

19
8.62

2
0.05

\$353

ML4824RI

48 x 24 x 29
1219 x 610 x 737

21
9.53

2
0.05

\$376

24"D where surface connects. One square post. Connecting hardware included. Optional modesty panel available. Reversible. Shipped easy to assemble in 2 cartons.

MODESTY PANELS

W x D x H



Modesty Panel for Island Surfaces

ML4212MP

32 x 0.68 x 12
813 x 17 x 305

15
6.8

0.65
0.01

\$138

ML4812MP

38 x 0.68 x 12
965 x 17 x 305

20
9.07

0.75
0.02

\$160

ML6012MP

45 x 0.68 x 12
1143 x 17 x 305

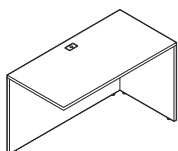
25
11.34

1
0.02

\$163

ML4212MP can be used with ML4224RI. ML4812MP can be used with ML4824RI. ML6012MP can be used with ML6030PL and ML6030PR. Shipped easy to assemble in 1 carton.

RETURNS



Return

ML3024R

30 x 24 x 29
762 x 610 x 737

61
27.67

2.5
0.07

\$347

ML3624R

36 x 24 x 29
914 x 610 x 737

68
30.84

3
0.08

\$357

ML4224R

42 x 24 x 29
1067 x 610 x 737

76
34.47

3.5
0.09

\$370

ML4824R

48 x 24 x 29
1219 x 610 x 737

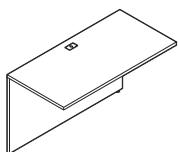
85
38.56

4
0.11

\$374

For use with rectangular desks, credenzas and corner credenzas. Two grommets. Reversible. Optional 12"H modesty panel available, please specify **(12)**. Shipped easy to assemble in 1 carton.

BRIDGES



Bridge

ML3624FB

36 x 24 x 29
914 x 610 x 737

55
24.95

2
0.05

\$309

ML4224FB

42 x 24 x 29
1067 x 610 x 737

65
29.48

2.5
0.07

\$319

ML4824FB



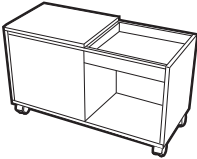
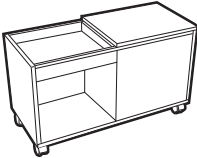


48 x 24 x 29
1219 x 610 x 737


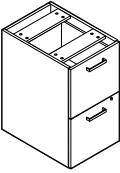
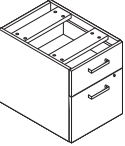
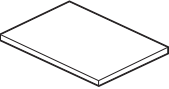
75
34.02

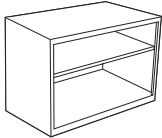
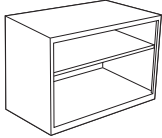
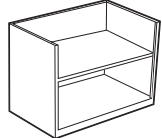

3
0.08

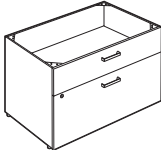
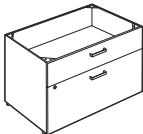


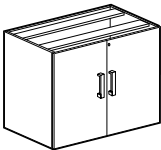
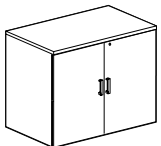
\$331

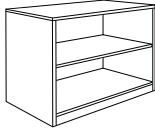
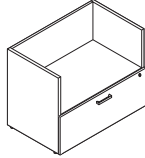
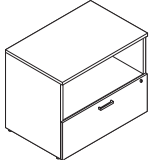
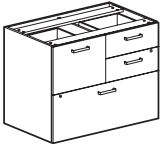
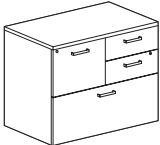
To create a "U" shape by connecting two units with full end gables. Two wire grommets. Connecting hardware included. Optional 12"H modesty panel available, please specify **(12)**. Shipped easy to assemble in 1 carton.

MOBILE PEDESTALS	MODEL #	DIMENSIONS <small>IN MM</small>	WEIGHT <small>LB KG</small>	VOLUME <small>FT³ MT³</small>	LIST PRICE
 <p>Box/File Mobile Pedestal</p>	W x D x H				
	MLMP22BF	16 x 22 x 23 406 x 559 x 584	80 36.29	7 0.19	\$559
One box drawer and one front locking file drawer. Supported by five casters with two front locking casters. Pencil tray and file bar included. Optional cushion available. Shipped assembled in 1 carton.					
 <p>Box/Box/File Mobile Pedestal</p>					
	MLMP22BBF	16 x 22 x 27 406 x 559 x 686	95 43.09	8 0.22	\$637
Two box drawers and one front locking file drawer. Front locking casters. Pencil tray and file bar included. Sits flush with user edge under 30"D table desks with or without modesty panel or 24"D returns without modesty panel. Does not sit flush under 24"D table desk. Shipped assembled in 1 carton.					
 <p>Mobile Ped Buddy - LEFT</p>					
	MLMPB34L	16 x 34 x 20 406 x 864 x 508	62 28.12	8.75 0.24	\$683
All laminate construction with a Brushed Chrome trim. Accepts legal or letter hanging file folders in file box; right side is split with an upper open box and a lower open shelf ideal for neatly storing reference materials, larger personal items or a recycling bin within a workspace. Sliding top conceals or exposes one side or the other and accepts an optional cushion to provide extra seating for guests. Shipped assembled in 1 carton.					
 <p>Mobile Ped Buddy - RIGHT</p>					
	MLMPB34R	16 x 34 x 20 406 x 864 x 508	62 28.12	8.75 0.24	\$683
All laminate construction with a Brushed Chrome trim. Accepts legal or letter hanging file folders in file box; left side is split with an upper open box and a lower open shelf ideal for neatly storing reference materials, larger personal items or a recycling bin within a workspace. Sliding top conceals or exposes one side or the other and accepts an optional cushion to provide extra seating for guests. Shipped assembled in 1 carton.					
 <p>Cushion for Mobile Ped Buddy</p>					
	MLMPBC18	17.6 x 14.8 x 1.5 447 x 376 x 38	10 4.54	0.8 0.02	\$105
For use with MLMPB34L or MLMPB34R. Available in all Global grade 1 seating textiles or in Luxhide bonded leather. 1 carton.					
 <p>Cushion for Box/File Mobile Pedestal</p>					
	MLMPC22	16 x 22 x 2 406 x 559 x 51	8 3.63	0.9 0.02	\$114
For use with MLMP22BF only. Available in all Global grade 1 seating textiles or in Luxhide bonded leather. 1 carton.					

PEDESTALS	MODEL #	DIMENSIONS <small>IN MM</small>	WEIGHT <small>LB KG</small>	VOLUME <small>FT³ MT³</small>	LIST PRICE
	W x D x H				
	ML22BBF	16 x 22 x 28 406 x 559 x 711	82 37.19	8 0.22	\$462
Box/Box/File Pedestal	Two box drawers and one front locking file drawer. Pencil tray and file bar included. Top is open. May be installed or moved to a left or right hand position within a bow/rectangular/reception desk, return or credenza . Shipped assembled in 1 carton.				
					
	ML22FF	16 x 22 x 28 406 x 559 x 711	82 37.19	8 0.22	\$447
File/File Pedestal	Two front locking file drawers. Can be moved to a left or right position. Top is open. Pencil tray and file bar included. Shipped assembled in 1 carton.				
					
	ML22HBF	16 x 22 x 19 406 x 559 x 483	65 29.48	5 0.14	\$363
Hanging Box/File Pedestal	One box drawer and one front locking file drawer. Pencil tray and file bar included. Shipped assembled in 1 carton.				
					
	ML22TOP	16 x 22 x 1 406 x 559 x 25	9 4.08	1 0.02	\$69
Pedestal Top	Top for ML22BBF and ML22FF pedestals. Includes mounting hardware. 1 carton.				

STORAGE UNITS	MODEL #	DIMENSIONS <small>IN MM</small>	WEIGHT <small>LB KG</small>	VOLUME <small>FT³ MT³</small>	LIST PRICE
 <p>Low Shelf Unit w/Top</p>	W x D x H				
	ML2230COT	30 x 24 x 22.25 762 x 610 x 565	149 67.59	10.73 0.3	\$521
	ML2236COT	36 x 24 x 22.25 914 x 610 x 565	179 81.19	12.79 0.36	\$534
	24"D. Can be used as a freestanding shelf unit or to support overlap desk with leg or bookcase. One adjustable shelf. Specify top finish and chasis/shelf finish separately. Accepts ML2436C and ML2430C cushions. Shipped assembled in 1 carton.				
	ML2230NOT	30 x 19.25 x 22.25 762 x 489 x 565	116 52.62	8.71 0.24	\$506
	ML2236NOT	36 x 19.25 x 22.25 914 x 489 x 565	138 62.6	10.38 0.29	\$513
 <p>Low Shelf Unit w/Top</p>	19.25"D. Can be used as a freestanding shelf unit or to support overlap desk with leg or bookcase. One adjustable shelf. Specify top finish and chasis/shelf finish separately. Accepts ML1936C and ML1930C cushions. Shipped assembled in 1 carton.				
	ML2130CO	30 x 24 x 21.25 762 x 610 x 540	127 57.61	10.27 0.29	\$459
	ML2136CO	36 x 24 x 21.25 914 x 610 x 540	151 68.49	12.25 0.34	\$471
	24"D. Can be used to create a freestanding unit (two low storage units and a finished top). Can also support overlap desk with leg or bookcase. Shipped assembled in 1 carton.				
	ML2130NO	30 x 19.25 x 21.25 762 x 489 x 540	98 44.45	8.34 0.23	\$442
	ML2136NO	36 x 19.25 x 21.25 914 x 489 x 540	117 53.07	9.94 0.28	\$456
 <p>Low Shelf Unit - No Top</p>	19.25"D. Can be used to create a freestanding unit (two low storage units and a finished top). Can also support overlap desk with leg or bookcase. Shipped assembled in 1 carton.				
	ML2230BFT	30 x 24 x 22.25 762 x 610 x 565	165 74.84	10.73 0.3	\$761
	ML2236BFT	36 x 24 x 22.25 914 x 610 x 565	197 89.36	12.79 0.36	\$791
	24"D freestanding unit with one box drawer and one file drawer. Can also support overlap desk with leg or bookcase. Lock secures both drawers. Counterweight included. Specify top finish and chasis/drawer front finish separately. Shipped assembled in 1 carton.				
	ML230NBFT	30 x 19.25 x 22.25 762 x 489 x 565	134 60.78	8.71 0.24	\$741
	ML236NBFT	36 x 19.25 x 22.25 914 x 489 x 565	160 72.57	10.38 0.29	\$770
 <p>Low Box/File w/Top</p>	19.25"D freestanding unit with one box drawer and one file drawer. Can also support overlap desk with leg or bookcase. Lock secures both drawers. Counterweight included. Specify top finish and chasis/drawer front finish separately. Shipped assembled in 1 carton.				
	ML230NBFT	30 x 19.25 x 22.25 762 x 489 x 565	134 60.78	8.71 0.24	\$741
	ML236NBFT	36 x 19.25 x 22.25 914 x 489 x 565	160 72.57	10.38 0.29	\$770
	19.25"D freestanding unit with one box drawer and one file drawer. Can also support overlap desk with leg or bookcase. Lock secures both drawers. Counterweight included. Specify top finish and chasis/drawer front finish separately. Shipped assembled in 1 carton.				
	ML230NBFT	30 x 19.25 x 22.25 762 x 489 x 565	134 60.78	8.71 0.24	\$741
	ML236NBFT	36 x 19.25 x 22.25 914 x 489 x 565	160 72.57	10.38 0.29	\$770

STORAGE UNITS	MODEL #	DIMENSIONS <small>IN MM</small>	WEIGHT <small>LB KG</small>	VOLUME <small>FT³ MT³</small>	LIST PRICE
 <p>Low Box/File - No Top</p>		W x D x H			
	ML2130BF	30 x 24 x 21.25 762 x 610 x 540	141 63.96	10.27 0.29	\$673
	ML2136BF	36 x 24 x 21.25 914 x 610 x 540	167 75.75	12.25 0.34	\$696
	<p>24"D. Can be used to create a freestanding unit (two low storage units and a finished top). One box drawer and one front file drawer. Can also support overlap desk with leg or bookcase. Lock secures both drawers. Shipped assembled in 1 carton.</p>				
	ML2130NBF	30 x 19.25 x 21.25 762 x 489 x 540	114 51.71	8.34 0.23	\$654
	ML2136NBF	36 x 19.25 x 21.25 914 x 489 x 540	137 62.14	9.94 0.28	\$675
 <p>Low Box/File - No Top</p>	<p>19.25"D. Can be used to create a freestanding unit (two low storage units and a finished top). One box drawer and one front file drawer. Can also support overlap desk with leg or bookcase. Lock secures both drawers. Shipped assembled in 1 carton.</p>				
	ML3622LF	36 x 22 x 28 914 x 559 x 711	160 72.57	18 0.5	\$705
 <p>Lateral File - No Top</p>	<p>22"D. Fits under 24"D worksurface. Two front locking file drawers. File bars for front-to-back filing included. Shipped assembled in 1 carton.</p>				
	ML3624LFT	36 x 24 x 29 914 x 610 x 737	165 74.84	18 0.5	\$806
 <p>Lateral File w/Top</p>	<p>24"D. Two front locking file drawers. File bars for front-to-back filing included. Incorporates anti-tip feature - only one drawer can be opened at a time. Shipped assembled in 1 carton.</p>				
	ML3622SC	36 x 22 x 28 914 x 559 x 711	120 54.43	18 0.5	\$531
 <p>Storage Cabinet - No Top</p>	<p>22"D. Fits under 24"D worksurface. Two front locking doors. One adjustable shelf. Shipped assembled in 1 carton.</p>				
	ML3624SCT	36 x 24 x 29 914 x 610 x 737	125 56.7	18 0.5	\$633
 <p>Storage Cabinet w/Top</p>	<p>24"D. Two front locking doors. One adjustable shelf. Shipped assembled in 1 carton.</p>				

STORAGE UNITS	MODEL #	DIMENSIONS ^{IN} ^{MM}	WEIGHT ^{LB} ^{KG}	VOLUME ^{FT³} ^{MT³}	LIST PRICE
 <p>Open Shelf Storage</p>	W x D x H				
	ML3629OS	36 x 24 x 29 914 x 610 x 737	113 51.26	16.1 0.45	\$578
	ML4229OS	42 x 24 x 29 1067 x 610 x 737	132 59.87	18.1 0.51	\$626
	<p>24"D. Units are open front and back. Use stand-alone or with wedge islands (ML3636WI, ML4242WI) or square islands (ML3636SI, ML4242SI) in corresponding width to create a collaborative huddle space. Centre fixed shelf. Shipped easy to assemble in 1 carton.</p>				
 <p>Open Shelf/Lateral Drawer - No Top</p>	ML3622SL	36 x 22 x 28 914 x 559 x 711	169 76.66	15.92 0.45	\$658
	<p>22"D. Fits under 24"D worksurface. One open shelf and one front locking lateral file drawer. Counterweight included. Shipped assembled in 1 carton.</p>				
 <p>Open Shelf/Lateral Drawer w/Top</p>	ML3624SLT	36 x 24 x 29 914 x 610 x 737	172 78.02	16.47 0.46	\$707
	<p>24"D. One open shelf and one front locking lateral file drawer. Counterweight included. Specify top finish and chasis/drawer front finish separately. Shipped assembled in 1 carton.</p>				
 <p>Multi-Storage Unit - No Top</p>	ML3622MS	36 x 22 x 28 914 x 559 x 711	175 79.38	18 0.5	\$723
	<p>22"D. Fits under 24"D worksurface. One full width file drawer, one half width file drawer and two half width box drawers. All drawers lock. File bars for front-to-back filing included. Incorporates anti-tip feature - only one drawer can be opened at a time. Shipped assembled in 1 carton.</p>				
 <p>Multi-Storage Unit w/Top</p>	ML3624MST	36 x 24 x 29 914 x 610 x 737	180 81.65	18 0.5	\$825
	<p>24"D. One full width file drawer, one half width file drawer and two half width box drawers. All drawers lock. File bars for front-to-back filing included. Incorporates anti-tip feature - only one drawer can be opened at a time. Shipped assembled in 1 carton.</p>				

STORAGE UNITS

MODEL

DIMENSIONS

IN
MM

WEIGHT

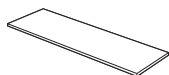
LB
KG

VOLUME

FT³
MT³

LIST PRICE

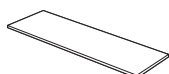
W x D x H



Top For 24"D Storage Unit

ML3624LT	36 x 24 x 1 914 x 610 x 25	23 10.43	1.5 0.04	\$93
ML6024LT	60 x 24 x 1 1524 x 610 x 25	35 15.88	1.91 0.05	\$144
ML6624LT	66 x 24 x 1 1676 x 610 x 25	39 17.69	2.08 0.05	\$148
ML7224LT	72 x 24 x 1 1829 x 610 x 25	52 23.59	2 0.05	\$154

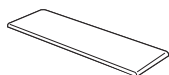
Single top for pair of 24"D storage units without tops. Ships with Titus connectors to secure to 24"D laminate storage. Shipped in 1 carton.
60" for two 30"W units
66" for one 30"W and one 36"W units
72" for two 36"W units



Top For 19.25"D Storage Unit

ML3019LT	30 x 19.25 x 1 762 x 489 x 25	14 6.35	0.83 0.02	\$92
ML3619LT	36 x 19.25 x 1 914 x 489 x 25	17 7.71	0.97 0.02	\$98
ML6019LT	60 x 19.25 x 1 1524 x 489 x 25	28 12.7	1.53 0.04	\$142
ML6619LT	66 x 19.25 x 1 1676 x 489 x 25	30 13.61	1.67 0.04	\$146
ML7219LT	72 x 19.25 x 1 1829 x 489 x 25	33 14.97	1.81 0.05	\$151

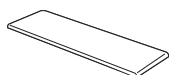
Can be used to create a credenza. Single top for pair of 19.25"D storage units without tops. Ships with Titus connectors to secure to 19.25"D laminate storage and double-sided tape to secure to 19.25"D MVL metal storage. Shipped in 1 carton.
60" for two 30"W tops
66" for one 30"W and one 36"W units
72" for two 36"W units
ML3619LT and ML3019LT for use with single 19.25"D low storage units.



Cushion For Low Storage - 19.25"D

MVL1930C	30 x 19.25 x 2 762 x 489 x 51	11 4.99	1.3 0.03	\$167
MVL1936C	36 x 19.25 x 2 914 x 489 x 51	13 5.9	2.6 0.07	\$191
MVL1960C	60 x 19.25 x 2 1524 x 489 x 51	20 9.07	2.6 0.07	\$308
MVL1966C	66 x 19.25 x 2 1676 x 489 x 51	16 7.26	5.2 0.14	\$332
MVL1972C	72 x 19.25 x 2 1829 x 489 x 51	22 9.98	2.4 0.06	\$356

Cushions for 19.25"D low storage. Storage must have a finished laminate top to accept the cushion. Waterfall front and back edge, attaches with Velcro strips (supplied). Can be upholstered in all OTG seating fabrics including Luxhide finishes in polyurethane (PU) mock leather (see page 140). Shipped assembled in 1 carton.

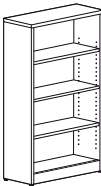


Cushion For Low Storage - 24"D

ML2430C	30 x 24 x 2 762 x 610 x 51	15.5 7.03	1.6 0.04	\$174
ML2436C	36 x 24 x 2 914 x 610 x 51	14.5 6.58	1.9 0.05	\$198
ML2460C	60 x 24 x 2 1524 x 610 x 51	20 9.07	5.2 0.14	\$315
ML2466C	66 x 24 x 2 1676 x 610 x 51	21 9.53	5.2 0.14	\$339
ML2472C	72 x 24 x 2 1829 x 610 x 51	22.25 10.09	5.2 0.14	\$363

Cushions for 24"D low storage. Storage must have a finished laminate top to accept the cushion. Waterfall front and back edge, attaches with Velcro strips (supplied). Can be upholstered in all OTG seating fabrics including Luxhide finishes in polyurethane (PU) mock leather (see page 140). Shipped assembled in 1 carton.

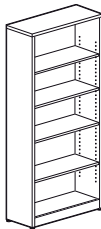
BOOKCASES



Bookcase

MODEL #	DIMENSIONS <small>IN MM</small>	WEIGHT <small>LB KG</small>	VOLUME <small>FT³ MT³</small>	LIST PRICE
ML48BC	W x D x H 30 x 12 x 48	120	3	\$373
	762 x 305 x 1219	54.43	0.08	



48"H. Three adjustable ¹¹/₁₆" thick shelves. Four levelers. Available in the following finishes only with matching back panel: Absolute Acajou (ACJ), Dark Espresso (DES), White Chocolate (WHC) and Winter Cherry (WCR).
Shipped easy to assemble in 1 carton.

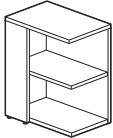
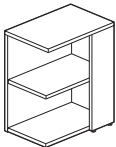


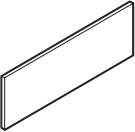
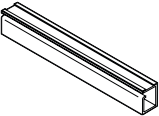
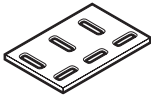

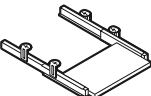
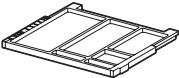
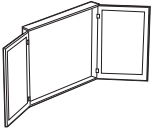
Bookcase



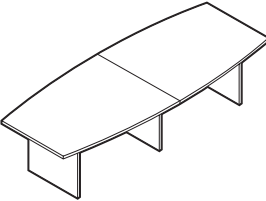
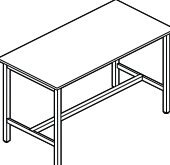
ML65BC	30 x 12 x 65 762 x 305 x 1651	155 70.31	4 0.11	\$479
--------	----------------------------------	--------------	-----------	--------------

65"H. One fixed shelf and three adjustable. ¹¹/₁₆" thick shelves. Four levelers. Available in the following finishes only with matching back panel: Absolute Acajou (ACJ), Dark Espresso (DES), White Chocolate (WHC) and Winter Cherry (WCR).
Shipped easy to assemble in 1 carton.

WARDROBES					
 LEFT	ML6518WDL	18 x 24 x 65	175	18	\$748
		457 x 610 x 1651	79.38	0.5	
 RIGHT	ML6518WDR	18 x 24 x 65	175	18	\$748
		457 x 610 x 1651	79.38	0.5	
65"H. Personal wardrobe hinged on the left (left hand) or right (right hand). Includes coat bar and one fixed shelf with 9" clearance between shelf and top of cabinet. Shipped assembled in 1 carton.					

END SHELVES					
	ML1629SHL	16 x 24 x 29	66	2.5	\$347
		406 x 610 x 737	29.94	0.07	
29"H. For use at the end of 29"H units. One fixed shelf. Shipped easy to assemble in 1 carton.					
	ML1629SHR	16 x 24 x 29	66	2.5	\$347
		406 x 610 x 737	29.94	0.07	
29"H. For use at the end of 29"H units. One fixed shelf. Shipped easy to assemble in 1 carton.					

TACKBOARDS	MODEL #	DIMENSIONS <small>W x D x H</small> <small>MM</small>	WEIGHT <small>LB</small> <small>KG</small>	VOLUME <small>FT³</small> <small>M³</small>	LIST PRICE
	ML66TB	64 x 1 x 15.75 1626 x 25 x 400	6.4 2.9	1.3 0.03	\$173
	ML72TB	70 x 1 x 15.75 1778 x 25 x 400	7 3.18	1.3 0.03	\$180
	Fabric covered tackboard. Includes mounting screws. See page 141 for color options. Shipped in 1 carton.				
ACCESSORIES					
	ML24WM2	24 x 2 x 2 610 x 51 x 51	1 0.45	0.1 -	\$38
	24"W plastic tray flexes to receive and hold electrical and data wires. Quickly attaches with two strips of two-sided tape. Black only. Shipped in 1 carton.				
	MLFP	5 x 3 x 0.06 127 x 76 x 2	1 0.45	1 0.02	\$11
	Used to connect worksurfaces of the same height. Black only.				
	MLHS	5.25 x 1 x 0.5 133 x 25 x 13	1 0.45	1 0.02	\$15
	Replacement handle. Silver finish.				
	MLKB	22 x 12 x 0.68 559 x 305 x 17	13 5.9	1.5 0.04	\$102
	22"W laminate keyboard tray. Mounting hardware included. Available in standard Ionic laminate finishes, see page 141. Shipped assembled in 1 carton.				
	MLPD	22.5 x 15 x 1.5 572 x 381 x 38	2 0.91	0.7 0.01	\$113
	Provides storage for writing instruments and small items at the workspace. Attaches to the underside of the worksurface with included drawer slides. Shipped assembled in 1 carton. • Black ABS plastic only.				
	ML4848VB	48 x 5 x 48 1219 x 127 x 1219	110 49.9	11 0.31	\$902
	Double door visual presentation cabinet. Erasable and easy to clean whiteboard and two tackboards on doors in a Medium Taupe (LL11) fabric. Case finish available in Ionic standard laminate finishes, see page 141. Mounting method to be determined on site by installer as building conditions vary. Shipped assembled in 1 carton.				

BOARDROOM AND MULTI-PURPOSE TABLES		MODEL #	DIMENSIONS ^{IN} ^{MM}	WEIGHT ^{LB} ^{KG}	VOLUME ^{FT³} ^{MT³}	LIST PRICE	
			W x D x H				
	ML42R	43 x - x 29 1092 x - x 737	82 37.19	5 0.14	\$392		
	One-piece round top. Laminate X bases. 1" thick top. Shipped easy to assemble in 2 cartons.						
			ML96BT	96 x 48 x 29 2438 x 1219 x 737	213 96.62	18 0.5	\$758
	One-piece boat shape top. Two slab laminate bases. 1 1/8" thick top. Top tapers to 40" wide at the ends. Shipped easy to assemble in 3 cartons.						
			ML120BT	120 x 48 x 29 3048 x 1219 x 737	284 128.82	21 0.59	\$1045
	ML144BT	144 x 48 x 29 3658 x 1219 x 737	326 147.87	18.5 0.52	\$1371		
	Two-piece boat shape top. Three slab laminate bases. 1 1/8" thick top. Top tapers to 40" wide at the end. Shipped easy to assemble in 3 cartons.						
			30" deep				
	ML4830BHT	48 x 30 x 42 1219 x 762 x 1067	108 48.99	7.7 0.21	\$790		
	ML6030BHT	60 x 30 x 42 1524 x 762 x 1067	125 56.7	8.5 0.24	\$840		
	ML7230BHT	72 x 30 x 42 1829 x 762 x 1067	141 63.96	9.3 0.26	\$890		
			36" deep				
	ML4836BHT	48 x 36 x 42 1219 x 914 x 1067	124 56.25	9.1 0.25	\$865		
	ML6036BHT	60 x 36 x 42 1524 x 914 x 1067	144 65.32	10.1 0.28	\$915		
	ML7236BHT	72 x 36 x 42 1829 x 914 x 1067	162 73.48	11 0.31	\$965		
	1" thick thermally fused laminate top with painted steel H-legs and footbar. Includes adjustable leveling glides. Shipped easy to assemble in 3 cartons.						

BOARDROOM AND MULTI-PURPOSE TABLES

MODEL

DIMENSIONS

IN
MM

WEIGHT

LB
KG

VOLUME

FT³
MT³

LIST PRICE

W x D x H

22" high

ML30RX22

30 x 30 x 22

40

11.5

\$378

762 x 762 x 559

18.14

0.32

ML36RX22

36 x 36 x 22

56

17

\$439

914 x 914 x 559

25.4

0.48

29" high

ML30RX

30 x 30 x 29

40

14.3

\$378

762 x 762 x 737

18.14

0.4

ML36RX

36 x 36 x 29

56

21

\$439

914 x 914 x 737

25.4

0.59

ML42RX

42 x 42 x 29

64

21.5

\$536

1067 x 1067 x 737

29.03

0.6

42" high

ML30RX42

30 x 30 x 42

40

15.3

\$395

762 x 762 x 1067

18.14

0.43

ML36RX42

36 x 36 x 42

56

22

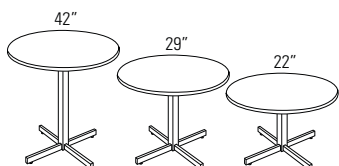
\$454

914 x 914 x 1067

25.4

0.62

One piece round 1" thick thermally fused laminate top with painted steel X base; (X base column 2.5" square with 1" x 2" rectangular feet, leveling glides and end caps to complement painted finish included.) Shipped easy to assemble in 2 cartons.



Round Table - X- Base

22" high

ML30SX22

30 x 30 x 22

45

11.5

\$378

762 x 762 x 559

20.41

0.32

ML36SX22

36 x 36 x 22

64

17

\$439

914 x 914 x 559

29.03

0.48

29" high

ML30SX

30 x 30 x 29

45

14.3

\$378

762 x 762 x 737

20.41

0.4

ML36SX

36 x 36 x 29

64

21

\$439

914 x 914 x 737

29.03

0.59

ML42SX

42 x 42 x 29

78

21.5

\$536

1067 x 1067 x 737

35.38

0.6

42" high

ML30SX42

30 x 30 x 42

45

15.6

\$395

762 x 762 x 1067

20.41

0.44

ML36SX42

36 x 36 x 42

64

22.6


\$454

914 x 914 x 1067

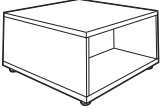
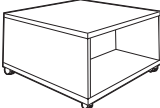
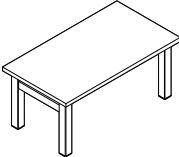
29.03

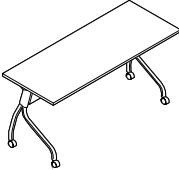

0.63

One piece square 1" thick thermally fused laminate top with painted steel X base; (X base column 2.5" square with 1" x 2" rectangular feet, leveling glides and end caps to complement painted finish included.) Shipped easy to assemble in 2 cartons.



Square Table - X- Base

COFFEE TABLES	MODEL #	DIMENSIONS ^{IN} ^{MM}	WEIGHT ^{LB} ^{KG}	VOLUME ^{FT³} ^{MT³}	LIST PRICE
 <p>Square Coffee Side Table</p>	W x D x H				
	ML2929CT	29 x 29 x 16 737 x 737 x 406	83 37.65	10 0.28	\$562
	16"H. Square coffee or side table. Open from two sides with center divider. Shipped assembled in 1 carton.				
 <p>Mobile Square Coffee Side Table</p>	ML2929CTM	29 x 29 x 16 737 x 737 x 406	83 37.65	10 0.28	\$612
	16"H. Mobile square coffee or side table. Open from two sides with center divider. Shipped assembled in 1 carton.				
 <p>Rectangular Coffee Table w/H-legs</p>	ML3620CH	36 x 20 x 16 914 x 508 x 406	46 20.87	3 0.08	\$425
	ML4220CH	42 x 20 x 16 1067 x 508 x 406	50 22.68	3.2 0.09	\$438
	16"H with 1" thick thermally fused laminate top and two 15"H steel H-legs. Shipped easy to assemble in 2 cartons.				

TRAINING TABLES	MODEL #	DIMENSIONS ^{IN} ^{MM}	WEIGHT ^{LB} ^{KG}	VOLUME ^{FT³} ^{MT³}	LIST PRICE
  <p>Flip-Top Table</p>	ML4824FT	48 x 24 x 29.5 1219 x 610 x 749	65.9 29.89	2 0.05	\$527
	ML6024FT	60 x 24 x 29.5 1524 x 610 x 749	74.7 33.88	4.6 0.13	\$576
	ML7224FT	72 x 24 x 29.5 1829 x 610 x 749	86.6 39.28	5.1 0.14	\$631
<p>Flip-top table with 1" thick thermally fused laminate top with factory installed inserts to connect the leg assembly. Y-legs and integral modesty panel in Tungsten finish only. Locking casters. 5.25" nesting creep per table when flipped and stored. Shipped easy to assemble in 3 cartons.</p>					

ELECTRIC HEIGHT ADJUSTABLE TABLES

GENERAL INFORMATION

- Effective option to aid in workplace wellness programs; Ionic height adjustable tables allow you to move freely between sitting and standing without work interruption throughout the day.
- Tables can be used stand alone or in conjunction with freestanding Ionic desking products.
- Available in both two-leg rectangular tables or three-leg L-shaped workstations.
- Tops are available in all Ionic laminate finishes.
- May be specified as complete tables or may order tops and bases separately.
- Quiet hex rod driven single motor base with 220 lbs. lift capacity.
- Operates at 0.75" per second.
- Easy to use up-down controller with digital read-out and four memory programmable positions.
- Privacy panels are available.
- Range of adjustability with 1" top is 28" to 45.25"H.
- Meets applicable ANSI/BIFMA x5.5 standards.
- Five-year warranty on laminate tops.
- One-year warranty on bases.
- Greenguard Certified

TOP FINISHES

ACJ	Absolute Acajou	DWT	Designer White
ASN	Asian Night	HGT	Hayden Grey
AWC	Avant Cherry	SKC	Shaker Cherry
AWH	Avant Honey	TWL	Tiger Walnut
CMB	Clear Maple	WHC	White Chocolate
DES	Dark Espresso	WCR	Winter Cherry

CONSTRUCTION

- 1" thick tops are made from 45 lb. density particle board covered with high performance thermally fused laminate and matching 2mm edge.
- Frame and legs are made from steel tubing and flat steel components, available in Silver only.
- T-leg with round foot design includes adjustable levelers.
- Telescopic support beam accommodates:
 - 48" to 72" wide tops, 24" or 30" deep (two-leg rectangular tables).
 - Up to 72" x 66" footprint (three-leg L-shaped workstations).

TOP DIMENSIONS

- All worksurfaces are dimensioned to allow 1" gap around perimeter.

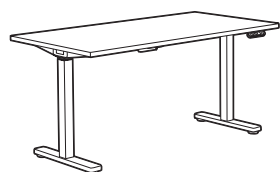
ELECTRIC HEIGHT ADJUSTABLE TABLES

MODEL # **DIMENSIONS** ^{IN} _{MM} **WEIGHT** ^{LB} _{KG} **VOLUME** ^{FT³} _{MT³} **LIST PRICE**

W x D x H

ML4824ET2	46 x 23 x 28-45.25	85	4.06	\$1052
(old base MVL4824ET)	1168 x 584 x 711-1149	38.56	0.11	
ML6024ET2	58 x 23 x 28-45.25	93.5	4.42	\$1091
(old base MVL6024ET)	1473 x 584 x 711-1149	42.41	0.12	
ML7224ET2	70 x 23 x 28-45.25	102	4.72	\$1136
(old base MVL7224ET)	1778 x 584 x 711-1149	46.27	0.13	
ML6030ET2	58 x 29 x 28-45.25	104	4.88	\$1140
(old base MVL6030ET)	1473 x 737 x 711-1149	47.17	0.13	
ML7230ET2	70 x 29 x 28-45.25	115	5.25	\$1187
(old base MVL7230ET)	1778 x 737 x 711-1149	52.16	0.14	

1" thick laminate top with matching 2mm edge. Silver base only. Shipped easy to assemble in 2 cartons.



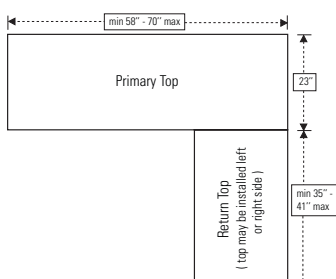
Rectangular Table - 2 legs



L-Shaped Workstation - 3 legs

MVL6060ET	58 x 58 x 28-45.25	165	6.02	\$1906
	1473 x 1473 x 711-1149	74.84	0.17	
MVL6066ET	58 x 64 x 28-45.25	170	6.12	\$1914
	1473 x 1626 x 711-1149	77.11	0.17	
MVL6660ET	64 x 58 x 28-45.25	169	6.2	\$1929
	1626 x 1473 x 711-1149	76.66	0.17	
MVL6666ET	64 x 64 x 28-45.25	174	6.3	\$1937
	1626 x 1626 x 711-1149	78.93	0.17	
MVL7260ET	70 x 58 x 28-45.25	173	6.32	\$1951
	1778 x 1473 x 711-1149	78.47	0.17	
MVL7266ET	70 x 64 x 28-45.25	178	6.42	\$1959
	1778 x 1626 x 711-1149	80.74	0.18	

1" thick laminate top with matching 2mm edge. Silver base only. Shipped easy to assemble in 3 cartons.

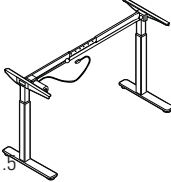
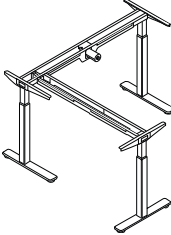
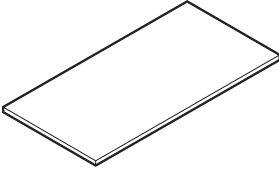
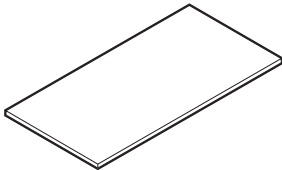


L-SHAPED WORKSTATION FOOTPRINT DIMENSIONS			
Model	Primary top	Return top	Overall actual
MVL6060ET	58"W x 23"D	35"W x 23"D	58"W x 58"D
MVL6066ET	58"W x 23"D	41"W x 23"D	58"W x 64"D
MVL6660ET	64"W x 23"D	35"W x 23"D	64"W x 58"D
MVL6666ET	64"W x 23"D	41"W x 23"D	64"W x 64"D
MVL7260ET	70"W x 23"D	35"W x 23"D	70"W x 58"D
MVL7266ET	70"W x 23"D	41"W x 23"D	70"W x 64"D

ELECTRIC HEIGHT ADJUSTABLE TABLES

WARRANTY

Customer assumes full responsibility for the attachment method of worksurfaces that were not purchased as part of a complete table assembly. Failure to secure the worksurface capable of supporting the load capacity tested to may result in property damage and/or personal injury. Customer agrees to indemnify and hold harmless Global Upholstery Co. Inc., its affiliates, subsidiaries, officers, directors, employees and shareholders (collectively "Global") from and against any lawsuits or threat of lawsuits and all liabilities, direct or implied, claims, proceedings, actions, causes of action, damages, losses, costs and expenses, including, without limitation, legal fees whatsoever which Global may suffer or incur as a result of fulfilling your product order. Customer acknowledges that product not purchased as a complete table assembly will not be covered under Global's Lifetime Warranty.

ELECTRIC HAT COMPONENTS	MODEL #	DIMENSIONS ^{IN} ^{MM}	WEIGHT ^{LB} ^{KG}	VOLUME ^{FT³} ^{MT³}	LIST PRICE
 <p>Electric HAT - 2 Leg Base Only</p>	MLEBDD162	48 x 21.5 x 27-44.25	75	2.4	\$814
	(old base MLEBDD16)	1219 x 546.1 x 686-1124	34.02	0.06	
2 leg table base for use with MLxxxHAT tops listed below. Cannot be converted to a 3 legged table base. Silver finish only. Range of adjustability without top 27" to 44.25"H. Shipped easy to assemble in 1 carton.					
 <p>Electric HAT - 3 Leg Base Only</p>	MLEBDD16L	54 x 54 x 27-44.25	95	2.7	\$1407
		1372 x 1372 x 686-1124	43.09	0.07	
3 leg table base for use with one MLxxxHAT top listed below and one MLxxxRHT top listed below. Cannot be converted to a 2 legged table base. Silver finish only. Range of adjustability without top 27" to 44.25"H. Shipped easy to assemble in 1 carton.					
 <p>Tops For Use with 2 or 3 Leg Bases</p>	ML4623HAT	46 x 23 x 1	34	1.66	\$238
		1168 x 584 x 25	15.42	0.04	
	ML5223HAT	52 x 23 x 1	38.3	1.84	\$258
		1321 x 584 x 25	17.37	0.05	
	ML5823HAT	58 x 23 x 1	42.5	2.02	\$277
		1473 x 584 x 25	19.28	0.05	
	ML6423HAT	64 x 23 x 1	46.8	2.2	\$300
		1626 x 584 x 25	21.23	0.06	
	ML7023HAT	70 x 23 x 1	51	2.32	\$322
		1778 x 584 x 25	23.13	0.06	
	ML4629HAT	46 x 29 x 1	42.5	2.04	\$287
		1168 x 737 x 25	19.28	0.05	
 <p>Return Tops For Use with 3 Leg Base</p>	ML5229HAT	52 x 29 x 1	47.8	2.26	\$307
		1321 x 737 x 25	21.68	0.06	
For use with MLEBDD16 or MLEBDD16L as a primary top. 1" thick laminate top with matching 2mm edge.					
	ML5829HAT	58 x 29 x 1	53.1	2.48	\$326
		1473 x 737 x 25	24.09	0.07	
	ML6429HAT	64 x 29 x 1	58.4	2.7	\$350
		1626 x 737 x 25	26.49	0.07	
	ML7029HAT	70 x 29 x 1	63.8	2.85	\$373
		1778 x 737 x 25	28.94	0.08	
For use with MLEBDD16L as a primary top. 1" thick laminate top with matching 2mm edge.					
	ML3523RHT	35 x 23 x 1	27	1.3	\$222
		889 x 584 x 25	12.25	0.03	
	ML4123RHT	41 x 23 x 1	32	1.4	\$230
		1041 x 584 x 25-1149	14.51	0.03	
For use with MLEBDD16L and one primary top (MLxxxHAT). 1" thick laminate top with matching 2mm edge.					

PRIVACY PANELS

GENERAL INFORMATION

- Ideal for height adjustable, freestanding or overlapping table desks.
- Install quickly and simply onto the front, back or side edge of a 1" or 1 1/16" thick worksurface.
- Can be oriented upwards as a desktop divider or downwards as a modesty panel.
- Available in an array of fabric options or high pressure laminate finishes to complement any decor.
- It is recommended to select a privacy panel 6" less in width than the surface it is being mounting on. The underside or top side of the surface mounting to should have a minimum 3" depth free and clear along the length of the surface for mounting.
- Finished height 13.25" with mounting brackets. 12.5" without mounting brackets.

LAMINATE PRIVACY PANEL FINISHES

- With matching 0.5mm thick edge.

ACJ	Absolute Acajou	DWT	Designer White
ASN	Asian Night	HGT	Hayden Grey
AWC	Avant Cherry	SKC	Shaker Cherry
AWH	Avant Honey	TWL	Tiger Walnut
CMB	Clear Maple	WHC	White Chocolate
DES	Dark Espresso	WCR	Winter Cherry

FABRIC PRIVACY PANELS

- Frameless and non-tackable
- Available in the following fabrics:
Anchorage, Carrera, Fusion, Hudson, Jenny, Urban and Waterfall

PRIVACY PANEL BRACKETS

- Each bracket is a two-piece die-cast assembly in Silver finish and are affixed to the worksurface with three screws.
- Two brackets are included with 24" to 54" wide panels; three brackets with 60" and 66" wide panels.

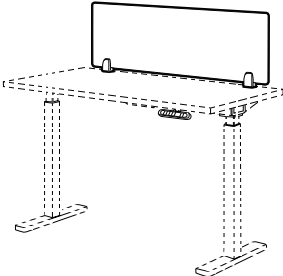
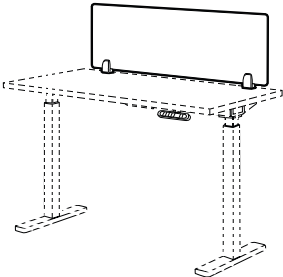
PRIVACY PANEL AND SCREENS

- MLxxUMF/MLxxUML privacy panels, MVLAPxx acrylic privacy panels and MVLPET felt screens may be used as center dividers with Ionic Benching kits - see page 117.
- Adapter brackets are required to center mount the panels/screens between dual sided table desk. For brackets, see page 120.

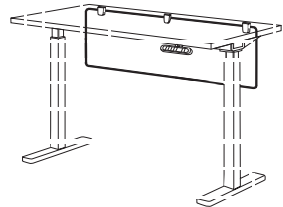
PET FELT PRIVACY SCREEN

- 9mm thick PET Felt, 100% PET polyester fibre.
- Tackable felt-like finish, in the following finishes:

MST	Mist	SFR	Sunflower
PWT	Pewter	LAP	Lapis
GPH	Graphite	RBY	Ruby

PRIVACY PANELS	MODEL #	DIMENSIONS <small>IN</small> MM	WEIGHT <small>LB</small> KG	VOLUME <small>FT³</small> MT ³	LIST PRICE
		W x D x H			
	ML1324DMF	24 x 0.5 x 13.25 <i>610 x 13 x 337</i>	2.6 <i>1.18</i>	0.4 <i>0.01</i>	\$354
	ML1330DMF	30 x 0.5 x 13.25 <i>762 x 13 x 337</i>	3 <i>1.36</i>	0.5 <i>0.01</i>	\$356
	ML1336DMF	36 x 0.5 x 13.25 <i>914 x 13 x 337</i>	3.6 <i>1.63</i>	0.6 <i>0.01</i>	\$383
	ML1342DMF	42 x 0.5 x 13.25 <i>1067 x 13 x 337</i>	4.2 <i>1.91</i>	0.7 <i>0.01</i>	\$410
	ML1348DMF	48 x 0.5 x 13.25 <i>1219 x 13 x 337</i>	4.8 <i>2.18</i>	0.8 <i>0.02</i>	\$411
	ML1354DMF	54 x 0.5 x 13.25 <i>1372 x 13 x 337</i>	5.4 <i>2.45</i>	0.9 <i>0.02</i>	\$438
	ML1360DMF	60 x 0.5 x 13.25 <i>1524 x 13 x 337</i>	6 <i>2.72</i>	1 <i>0.02</i>	\$588
	ML1366DMF	66 x 0.5 x 13.25 <i>1676 x 13 x 337</i>	6.6 <i>2.99</i>	1.1 <i>0.03</i>	\$609
	Mounts to a 1" or 1 1/16" thick worksurface. Mounting brackets included. Shipped easy to assemble in 1 carton.				
	ML1324DML	23.75 x 0.44 x 13.25 <i>603 x 11 x 337</i>	14.4 <i>6.53</i>	0.5 <i>0.01</i>	\$224
	ML1330DML	29.75 x 0.44 x 13.25 <i>756 x 11 x 337</i>	17.1 <i>7.76</i>	0.6 <i>0.01</i>	\$298
	ML1336DML	35.75 x 0.44 x 13.25 <i>908 x 11 x 337</i>	19.8 <i>8.98</i>	0.7 <i>0.01</i>	\$321
	ML1342DML	41.75 x 0.44 x 13.25 <i>1060 x 11 x 337</i>	22.6 <i>10.25</i>	0.8 <i>0.02</i>	\$323
	ML1348DML	47.75 x 0.44 x 13.25 <i>1213 x 11 x 337</i>	25.3 <i>11.48</i>	0.9 <i>0.02</i>	\$338
	ML1354DML	53.75 x 0.44 x 13.25 <i>1365 x 11 x 337</i>	28 <i>12.7</i>	1 <i>0.02</i>	\$401
	ML1360DML	59.75 x 0.44 x 13.25 <i>1518 x 11 x 337</i>	31.2 <i>14.15</i>	1.1 <i>0.03</i>	\$457
	ML1366DML	65.75 x 0.44 x 13.25 <i>1670 x 11 x 337</i>	33.9 <i>15.38</i>	1.2 <i>0.03</i>	\$479
	Mounts to a 1" or 1 1/16" thick worksurface. Mounting brackets included. Shipped easy to assemble in 1 carton.				

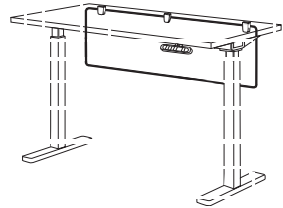
PRIVACY PANELS	MODEL #	DIMENSIONS ^{IN} ^{MM}	WEIGHT ^{LB} ^{KG}	VOLUME ^{FT³} ^{MT³}	LIST PRICE
----------------	---------	---	---------------------------------------	---	------------



Fabric Privacy Panel - Undermount

	W x D x H			
ML1324UMF	24 x 0.5 x 13.25 610 x 13 x 337	2.6 1.18	0.4 0.01	\$354
ML1330UMF	30 x 0.5 x 13.25 762 x 13 x 337	3 1.36	0.5 0.01	\$356
ML1336UMF	36 x 0.5 x 13.25 914 x 13 x 337	3.6 1.63	0.6 0.01	\$383
ML1342UMF	42 x 0.5 x 13.25 1067 x 13 x 337	4.2 1.91	0.7 0.01	\$410
ML1348UMF	48 x 0.5 x 13.25 1219 x 13 x 337	4.8 2.18	0.8 0.02	\$411
ML1354UMF	54 x 0.5 x 13.25 1372 x 13 x 337	5.4 2.45	0.9 0.02	\$438
ML1360UMF	60 x 0.5 x 13.25 1524 x 13 x 337	6 2.72	1 0.02	\$588
ML1366UMF	66 x 0.5 x 13.25 1676 x 13 x 337	6.6 2.99	1.1 0.03	\$609

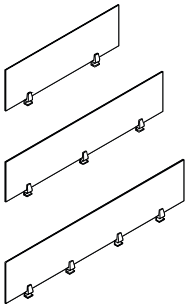
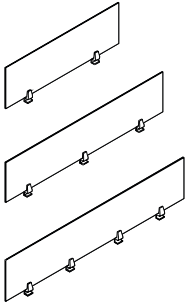
Mounts to a 1" or 1 1/16" thick worksurface. Mounting brackets included. Shipped easy to assemble in 1 carton.



Laminate Privacy Panel - Undermount

ML1324UML	23.75 x 0.44 x 13.25 603 x 11 x 337	14.7 6.53	0.5 0.01	\$224
ML1330UML	29.75 x 0.44 x 13.25 756 x 11 x 337	17.4 7.89	0.6 0.01	\$298
ML1336UML	35.75 x 0.44 x 13.25 908 x 11 x 337	20.2 9.16	0.7 0.01	\$321
ML1342UML	41.75 x 0.44 x 13.25 1060 x 11 x 337	23 10.43	0.8 0.02	\$323
ML1348UML	47.75 x 0.44 x 13.25 1213 x 11 x 337	25.7 11.66	0.9 0.02	\$338
ML1354UML	53.75 x 0.44 x 13.25 1365 x 11 x 337	28.5 12.93	1 0.02	\$401
ML1360UML	59.75 x 0.44 x 13.25 1518 x 11 x 337	31.7 14.38	1.1 0.03	\$457
ML1366UML	65.75 x 0.44 x 13.25 1670 x 11 x 337	34.5 15.65	1.2 0.03	\$479

Mounts to a 1" or 1 1/16" thick worksurface. Mounting brackets included. Shipped easy to assemble in 1 carton.

PRIVACY PANELS	MODEL #	DIMENSIONS ^{IN} _{MM}	WEIGHT ^{LB} _{KG}	VOLUME ^{FT³} _{MT³}	LIST PRICE
 <p>PET Felt Privacy Screen</p>	W x D x H				
	Set of 1				
	MVLPET42-1	42 x 0.36 x 13.25 <i>1067 x 9 x 337</i>	2.6 <i>1.18</i>	0.8 <i>0.02</i>	\$230
	MVLPET48-1	48 x 0.36 x 13.25 <i>1219 x 9 x 337</i>	3.3 <i>1.5</i>	0.9 <i>0.02</i>	\$242
	MVLPET54-1	54 x 0.36 x 13.25 <i>1372 x 9 x 337</i>	3.6 <i>1.63</i>	1 <i>0.02</i>	\$310
	MVLPET60-1	60 x 0.36 x 13.25 <i>1524 x 9 x 337</i>	3.8 <i>1.72</i>	1.1 <i>0.03</i>	\$321
	MVLPET66-1	66 x 0.36 x 13.25 <i>1676 x 9 x 337</i>	4.5 <i>2.04</i>	1.3 <i>0.03</i>	\$377
	Set of 4				
	MVLPET42-4	42 x 0.36 x 13.25 <i>1067 x 9 x 337</i>	9.5 <i>4.31</i>	0.8 <i>0.02</i>	\$880
	MVLPET48-4	48 x 0.36 x 13.25 <i>1219 x 9 x 337</i>	11.9 <i>5.4</i>	1 <i>0.02</i>	\$920
	MVLPET54-4	54 x 0.36 x 13.25 <i>1372 x 9 x 337</i>	12.8 <i>5.81</i>	1.1 <i>0.03</i>	\$1188
	MVLPET60-4	60 x 0.36 x 13.25 <i>1524 x 9 x 337</i>	13.8 <i>6.26</i>	1.2 <i>0.03</i>	\$1223
	MVLPET66-4	66 x 0.36 x 13.25 <i>1676 x 9 x 337</i>	16.2 <i>7.35</i>	1.3 <i>0.03</i>	\$1442
	Mounts to 1" thick laminate surface, may be installed as undermount or up mount position. Mounting brackets included. Secured with wood screws, will mar the top surface when installed in upmount position. Shipped easy to assemble in 1 carton.				
 <p>Acrylic Privacy Panel</p>	MVLAP42	42.5 x 0.25 x 13.25 <i>1080 x 6 x 337</i>	3.6 <i>1.63</i>	0.8 <i>0.02</i>	\$245
	MVLAP48	48.5 x 0.25 x 13.25 <i>1232 x 6 x 337</i>	4.3 <i>1.95</i>	1 <i>0.02</i>	\$278
	MVLAP54	54 x 0.25 x 13.25 <i>1372 x 6 x 337</i>	5.1 <i>2.31</i>	1.1 <i>0.03</i>	\$375
	MVLAP60	60.5 x 0.25 x 13.25 <i>1537 x 6 x 337</i>	5.3 <i>2.4</i>	1.2 <i>0.03</i>	\$408
	MVLAP66	66.5 x 0.25 x 13.25 <i>1689 x 6 x 337</i>	6.5 <i>2.95</i>	1.3 <i>0.03</i>	\$425
	Mounting brackets included. Shipped easy to assemble in 1 carton.				

BENCHING SOLUTIONS

GENERAL INFORMATION

- Simplified benching solutions, double-sided straight line applications.
- Meets all applicable ANSI/BIFMA X5.5 desking standards.

WORKSURFACES

- 1" thick thermally fused laminate with matching 2mm thick edge band; 45 lb. density particle board core.
- Available in all the Ionic laminate finishes.
- Worksurfaces are equipped with factory installed inserts for a metal-to-metal leg connection.

METAL LEGS

- 2" square tube post legs with 1" x 2" cross bar in an H-leg configuration complementing Ionic desking.
- Available in Black (BLK), Designer White (DWT) or Tungsten (TUN) painted finishes, Sandtex finish applied for durability.

BENCHING KITS

- Kits have been created for ease of specifying and ordering; each kit also includes all the necessary hardware for installation.
- **Freestanding** dual sided table desks include two worksurfaces with support stiffeners and two legs for end conditions.
- **Quad** pack dual sided table desks include two dual sided table desks - four workstations consisting of four worksurfaces with support stiffeners, two end legs and one middle leg for shared condition between two side-by-side top sets.
- Quad packs may be extended with **extender kits** consisting of two worksurfaces with support stiffeners and one leg for shared condition between two side-by-side top sets. Extender kits are to be installed in the middle position(s) sharing a leg between side-by-side top sets.

PRIVACY SCREENS

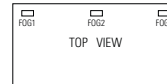
- 2.5" centre gap between dual sided table desks accommodates privacy screens.
- Privacy screens are available in fabric wrapped, laminate, acrylic and PET Felt options. Refer to Ionic privacy panels on pages 114-115.
- Recommend privacy screens be 6" shorter than the worksurfaces. For example, if worksurfaces are 60"W, use 54"W privacy panels.
- Adapter brackets are required to mount the privacy screens between dual sided table desks.

CABLE MANAGEMENT

- Wire cable management baskets are available to provide cable management and/or lay-in capability for power distribution solution.
- Cable baskets are to be installed on the underside centered between tops on dual sided table desks.

GROMMETS

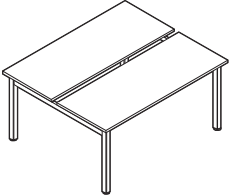
- Tops for all kits are standard with no grommets.
- Optional grommets are available in standard worksurface locations. One position per kit may be specified; all tops in each kit ordered will have the same grommet position. Order as: **FOG1, FOG2 or FOG3. Add \$70.**



- FOG grommet cap and sleeve may be removed on-site to accommodate Cove mini power module MVCOVSM2B/S or MVCOVSIUB/S as an alternative to bring power and/or USB charging to the desktop (see page 120).

LAMINATE FINISHES

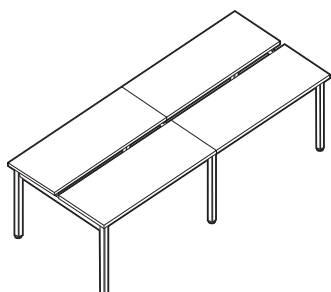
ACJ	Absolute Acajou	DWT	Designer White
ASN	Asian Night	HGT	Hayden Grey
AWC	Avant Cherry	SKC	Shaker Cherry
AWH	Avant Honey	TWL	Tiger Walnut
CMB	Clear Maple	WHC	White Chocolate
DES	Dark Espresso	WCR	Winter Cherry

BENCHING KITS	MODEL #	DIMENSIONS ^{IN} MM	WEIGHT ^{LB} KG	VOLUME ^{FT³} MT ³	LIST PRICE
		W x D x H			
 <p>Freestanding Dual Sided Table Desks, 24"D</p>	ML4850DST	48 x 50.4 x 29 1219 x 1280 x 737	151 68.49	8.8 0.24	\$1082
	ML5450DST	54 x 50.4 x 29 1372 x 1280 x 737	161 73.03	9.1 0.25	\$1131
	ML6050DST	60 x 50.4 x 29 1524 x 1280 x 737	171 77.56	9.3 0.26	\$1180
	ML6650DST	66 x 50.4 x 29 1676 x 1280 x 737	181 82.1	9.6 0.27	\$1230
	ML7250DST	72 x 50.4 x 29 1829 x 1280 x 737	191 86.64	9.9 0.28	\$1259
	Each kit includes two 24"D worksurfaces and pair of legs for freestanding dual sided table desk. Not to be used with extender table desks. Support stiffeners included are for end-to-end leg condition. Shipped easy to assemble in 3 cartons.				

BENCHING KITS	MODEL #	DIMENSIONS <small>IN</small> <small>MM</small>	WEIGHT <small>LB</small> <small>KG</small>	VOLUME <small>FT</small> ³ <small>MT</small> ³	LIST PRICE
		W x D x H			
	ML4862DST	48 x 62.4 x 29 <i>1219 x 1585 x 737</i>	180 <i>81.65</i>	10.5 <i>0.29</i>	\$1216
	ML5462DST	54 x 62.4 x 29 <i>1372 x 1585 x 737</i>	192 <i>87.09</i>	10.9 <i>0.3</i>	\$1237
	ML6062DST	60 x 62.4 x 29 <i>1524 x 1585 x 737</i>	205 <i>92.99</i>	11.2 <i>0.31</i>	\$1285
	ML6662DST	66 x 62.4 x 29 <i>1676 x 1585 x 737</i>	218 <i>98.88</i>	11.5 <i>0.32</i>	\$1335
	ML7262DST	72 x 62.4 x 29 <i>1829 x 1585 x 737</i>	230 <i>104.33</i>	11.8 <i>0.33</i>	\$1364

Freestanding Dual Sided Table Desks, 30"D

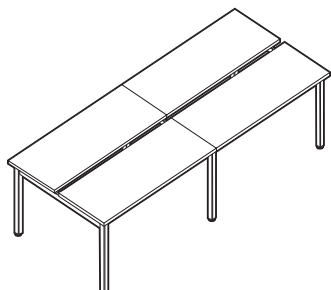
Each kit includes two 30"D worksurfaces and pair of legs for freestanding dual sided table desk. Not to be used with extender table desks. Support stiffeners included are for end-to-end leg condition. Shipped easy to assemble in 3 cartons.



Quad Pack Dual Sided Table Desks, 24"D

ML9650DSQ	96 x 50.4 x 29 <i>2438 x 1280 x 737</i>	275 <i>124.74</i>	12.6 <i>0.35</i>	\$1987
ML10850DSQ	108 x 50.4 x 29 <i>2743 x 1280 x 737</i>	295 <i>133.81</i>	12.9 <i>0.36</i>	\$2085
ML12050DSQ	120 x 50.4 x 29 <i>3048 x 1280 x 737</i>	315 <i>142.88</i>	13.2 <i>0.37</i>	\$2184
ML13250DSQ	132 x 50.4 x 29 <i>3353 x 1280 x 737</i>	335 <i>151.95</i>	13.4 <i>0.37</i>	\$2283
ML14450DSQ	144 x 50.4 x 29 <i>3658 x 1280 x 737</i>	355 <i>161.03</i>	13.7 <i>0.38</i>	\$2342

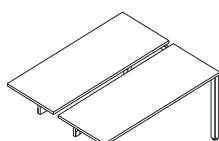
Four-pack dual sided table desks; each kit includes four 24"D worksurfaces, a pair of end legs and one middle leg to be shared between pairs of tops. Use as is for a four-station cluster or can be used with 50.4"D extender tables (MLxx50DSE) installed in the middle position. Support stiffeners included are for end-to-shared leg condition. Shipped easy to assemble in 6 cartons.



Quad Pack Dual Sided Table Desks, 30"D

ML9662DSQ	96 x 62.4 x 29 <i>2438 x 1585 x 737</i>	330 <i>149.69</i>	15.1 <i>0.42</i>	\$2239
ML10862DSQ	108 x 62.4 x 29 <i>2743 x 1585 x 737</i>	354 <i>160.57</i>	15.4 <i>0.43</i>	\$2281
ML12062DSQ	120 x 62.4 x 29 <i>3048 x 1585 x 737</i>	380 <i>172.37</i>	15.7 <i>0.44</i>	\$2378
ML13262DSQ	132 x 62.4 x 29 <i>3353 x 1585 x 737</i>	406 <i>184.16</i>	16 <i>0.45</i>	\$2477
ML14462DSQ	144 x 62.4 x 29 <i>3658 x 1585 x 737</i>	430 <i>195.04</i>	16.3 <i>0.46</i>	\$2536

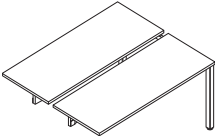
Four-pack dual sided table desks; each kit includes four 30"D worksurfaces, a pair of end legs and one middle leg to be shared between pairs of tops. Use as is for a four-station cluster or can be used with 62.4"D extender tables (MLxx62DSE) installed in the middle position. Support stiffeners included are for end-to-shared leg condition. Shipped easy to assemble in 6 cartons.



Extender for Dual Sided Table Desks, 24"D



ML4850DSE	48 x 50.4 x 29 <i>1219 x 1280 x 737</i>	124 <i>56.25</i>	5.9 <i>0.16</i>	\$905
ML5450DSE	54 x 50.4 x 29 <i>1372 x 1280 x 737</i>	134 <i>60.78</i>	6.2 <i>0.17</i>	\$954
ML6050DSE	60 x 50.4 x 29 <i>1524 x 1280 x 737</i>	144 <i>65.32</i>	6.5 <i>0.18</i>	\$1004
ML6650DSE	66 x 50.4 x 29 <i>1676 x 1280 x 737</i>	154 <i>69.85</i>	6.7 <i>0.18</i>	\$1053
ML7250DSE	72 x 50.4 x 29 <i>1829 x 1280 x 737</i>	164 <i>74.39</i>	6.9 <i>0.19</i>	\$1083

Each kit includes two 24"D worksurfaces and one leg for shared condition, to be used with quad packs MLxx50DSQ to extend the number of workstations. No limit to the number of extender packs that can be joined together. Support stiffeners included are for shared middle leg condition. Extender kits are not to be installed in an end position. Shipped easy to assemble in 3 cartons.

BENCHING KITS	MODEL #	DIMENSIONS ^{IN} _{MM}	WEIGHT ^{LB} _{KG}	VOLUME ^{FT³} _{MT³}	LIST PRICE
		W x D x H			
	ML4862DSE	48 x 62.4 x 29 1219 x 1585 x 737	150 68.04	7.2 0.2	\$1023
	ML5462DSE	54 x 62.4 x 29 1372 x 1585 x 737	162 73.48	7.5 0.21	\$1040
	ML6062DSE	60 x 62.4 x 29 1524 x 1585 x 737	175 79.38	7.8 0.22	\$1093
	ML6662DSE	66 x 62.4 x 29 1676 x 1585 x 737	188 85.28	8.1 0.22	\$1142
	ML7262DSE	72 x 62.4 x 29 1829 x 1585 x 737	200 90.72	8.4 0.23	\$1172

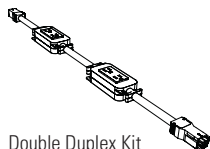
Extender for Dual Sided Table Desks, 30"D

Each kit includes two 30"D worksurfaces and one leg for shared condition, to be used with quad packs MLxx62DSQ to extend the number of workstations. No limit to the number of extender packs that can be joined together. Support stiffeners included are for shared middle leg condition. Extender kits are not to be installed in an end position. Shipped easy to assemble in 3 cartons.

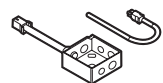
BENCHING ACCESSORIES					
	Set of 2				
	ML48WCB2	40 x 8 x 1 1016 x 203 x 25	3.6 1.63	0.32 0.01	\$306
	ML54WCB2	46 x 8 x 1 1168 x 203 x 25	4.3 1.95	0.37 0.01	\$327
	ML60WCB2	52 x 8 x 1 1321 x 203 x 25	4.8 2.18	0.41 0.01	\$344
	ML66WCB2	58 x 8 x 1 1473 x 203 x 25	5.3 2.4	0.46 0.01	\$367
	ML72WCB2	64 x 8 x 1 1626 x 203 x 25	5.9 2.68	0.51 0.01	\$376
	Set of 4				
	ML48WCB4	40 x 8 x 1 1016 x 203 x 25	3.6 1.63	0.32 0.01	\$306
	ML54WCB4	46 x 8 x 1 1168 x 203 x 25	4.3 1.95	0.37 0.01	\$327
	ML60WCB4	52 x 8 x 1 1321 x 203 x 25	4.8 2.18	0.41 0.01	\$344
	ML66WCB4	58 x 8 x 1 1473 x 203 x 25	5.3 2.4	0.46 0.01	\$367
	ML72WCB4	64 x 8 x 1 1626 x 203 x 25	5.9 2.68	0.51 0.01	\$376

Wire Management Cable Baskets

Model number indicates width of worksurface to be used with. Basket is 8" smaller than the top width. Black only. Includes spring steel mounting brackets, allowing basket to swing down from either side for easy access. Shipped easy to assemble in 1 carton.



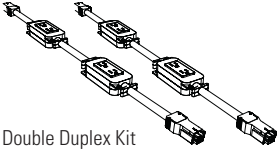
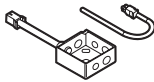
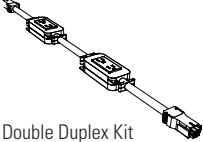

Double Duplex Kit



Single-Circuit 3-Prong Feed

Double Duplex Kit w/Infeed for Freestanding Dual Sided Table Desk Kits

Each duplex kit includes jumper with two duplex outlets and infeed. Infeed to be hardwired by certified electrician. Use with freestanding dual sided table desks MLxxDST. Model number indicates width of dual sided table desk to be used with. Lay-in capability using wire cable management baskets. Shipped easy to assemble in 2 cartons.

BENCHING ACCESSORIES	MODEL #	DIMENSIONS ^{IN} _{MM}	WEIGHT ^{LB} _{KG}	VOLUME ^{FT³} _{MT³}	LIST PRICE
 <p>Double Duplex Kit</p>  <p>Single-Circuit 3-Prong Feed</p> <p>Quad Duplex Kit w/Infeed for Quad Pack Dual Sided Table Desk Kits</p>		W x D x H			
	MLDD48DSQ	216 x 4 x 2 <i>5486 x 102 x 51</i>	10.7 <i>4.85</i>	6 <i>0.16</i>	\$439
	MLDD54DSQ	228 x 4 x 2 <i>5791 x 102 x 51</i>	10.9 <i>4.94</i>	6 <i>0.16</i>	\$452
	MLDD60DSQ	240 x 4 x 2 <i>6096 x 102 x 51</i>	11.3 <i>5.13</i>	6 <i>0.16</i>	\$465
	MLDD66DSQ	252 x 4 x 2 <i>6401 x 102 x 51</i>	11.7 <i>5.31</i>	6 <i>0.16</i>	\$478
	MLDD72DSQ	264 x 4 x 2 <i>6706 x 102 x 51</i>	12.1 <i>5.49</i>	6 <i>0.16</i>	\$491
 <p>Double Duplex Kit</p> <p>Extender Duplex Kit for Extender Dual Sided Table Desk Kits</p>					
	MLDD48DSE	48 x 2 x 2 <i>1219 x 51 x 51</i>	2.3 <i>1.04</i>	2.25 <i>0.06</i>	\$151
	MLDD54DSE	54 x 2 x 2 <i>1372 x 51 x 51</i>	2.4 <i>1.09</i>	1.5 <i>0.04</i>	\$157
	MLDD60DSE	60 x 2 x 2 <i>1524 x 51 x 51</i>	2.6 <i>1.18</i>	2.25 <i>0.06</i>	\$163
	MLDD66DSE	66 x 2 x 2 <i>1676 x 51 x 51</i>	2.8 <i>1.27</i>	1.5 <i>0.04</i>	\$170
	MLDD72DSE	72 x 2 x 2 <i>1829 x 51 x 51</i>	3 <i>1.36</i>	2.25 <i>0.06</i>	\$176
 <p>Privacy Screen Adapter Brackets</p>	Set of 2				
	MVLPPAB2	6 x 1.7 x 1 <i>152 x 43 x 25</i>	1 <i>0.45</i>	0.1 <i>0.03</i>	\$36
	Set of 3				
	MVLPPAB3	6 x 1.7 x 1 <i>152 x 43 x 25</i>	1.3 <i>0.59</i>	0.1 <i>0.03</i>	\$53
	Set of 4				
	MVLPPAB4	6 x 1.7 x 1 <i>152 x 43 x 25</i>	1.8 <i>0.82</i>	0.1 <i>0.03</i>	\$71
<p>Each quad duplex kit includes two jumper with two duplex outlets and infeed. Infeed to be hardwired by certified electrician. Use with quad pack dual sided table desks MLxxDSQ. Model number indicates width of dual sided table desk to be used with. Lay-in capability using wire cable management baskets. Shipped easy to assemble in 3 cartons.</p> <p>Each extender duplex kit includes jumper with two duplex outlets. Use with quad duplex kits and extender dual sided table desks MLxxDSE. Model number indicates width of dual sided table desk to be used with. Lay-in capability using wire cable management baskets. Shipped easy to assemble in 1 carton.</p> <p>Use with undermount privacy screens to upmount privacy screens between dual sided table desks. For Ionic privacy panels, see pages 114-115. Number of adapter brackets required should correspond with the number of clamps included with privacy screen; varies by width.</p>					

**GENERAL INFORMATION**

- Lite-Lift II is ideal for applications that require a lightweight and easy to clean table. It is THE economical, durable, multi-purpose table.
- Meets applicable ANSI/BIFMA standards.
- Greenguard Certified.

CONSTRUCTION

- Lightweight.
- Polyethylene surface with UV protection.
- Shock-proof.
- Constructed to withstand heavy loads.
- Suitable for outdoor use.
- Solid welded joints, nuts and bolts.
- Powder coated 1.125" diameter steel legs. Textured Charcoal epoxy coated (TC).
- Perforated underside surface allows for non-warping.
- Individual polypropylene clip to hold the leg in position when folded. Solid and durable fastening device.

FINISHES

- Oyster Grey only.

FOLDING TABLES



Rectangular Folding Table



Round Folding Table

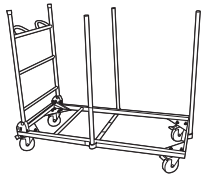
MODEL #	DIMENSIONS <small>IN MM</small>	WEIGHT <small>LB KG</small>	VOLUME <small>FT³ MT³</small>	LIST PRICE
W x D x H				
MVLFRT48	48 x 24 x 29.25 <i>1219 x 610 x 743</i>	23 <i>10.43</i>	1.57 <i>0.04</i>	\$167
MVLFRT60	60 x 30 x 29.25 <i>1524 x 762 x 743</i>	30 <i>13.61</i>	2.43 <i>0.06</i>	\$222
MVLFRT72	72 x 30 x 29.25 <i>1829 x 762 x 743</i>	36 <i>16.33</i>	2.91 <i>0.08</i>	\$234
MVLFRT96	96 x 30 x 29.25 <i>2438 x 762 x 743</i>	50 <i>22.68</i>	3.87 <i>0.1</i>	\$360

Durable high impact polypropylene top. 1.125" diameter steel legs finished in a scuff-resistant, textured Charcoal epoxy coating. Lightweight, easy to clean and simple to fold and store. Easy lock leg brace for added stability. Shipped assembled in 1 carton.

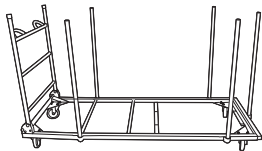
MVLFRT48D	48 x 48 x 29.25 <i>1219 x 1219 x 743</i>	31 <i>14.06</i>	3.26 <i>0.09</i>	\$268
MVLFRT60D	60 x 60 x 29.25 <i>1524 x 1524 x 743</i>	47 <i>21.32</i>	5.6 <i>0.15</i>	\$428

Durable high impact polypropylene top. 1.125" diameter steel legs finished in a scuff-resistant, textured Charcoal epoxy coating. Lightweight, easy to clean and simple to fold and store. Easy lock leg brace for added stability. Shipped assembled in 1 carton.

TABLE DOLLIES



Dolly for 48" Rectangular Folding Table



Dolly for 60", 72" and 96" Rectangular Folding Table



Dolly for 48" and 60" Round Folding Table

OTG11840	24.5 x 52 x 45.25 <i>622 x 1321 x 1149</i>	52.5 <i>23.81</i>	5.5 <i>0.15</i>	\$397
----------	---	----------------------	--------------------	--------------

Dolly for stacking and moving 48" Rectangular Folding Table (MLFRT48). 1.125" steel tubing. Textured Charcoal epoxy coating. Tables lay horizontally on dolly. Maximum capacity is 20 tables.

OTG11841	30.25 x 75.75 x 45.25 <i>768 x 1924 x 1149</i>	76 <i>34.47</i>	9.25 <i>0.26</i>	\$563
----------	---	--------------------	---------------------	--------------

Dolly for stacking and moving 60", 72" and 96" Rectangular Folding Tables (MLFRT60, MLFRT72 and MLFRT96). 1.125" steel tubing. Textured Charcoal epoxy coating. Tables lay horizontally on dolly.
MLFRT60 - Maximum capacity is 20 tables.
MLFRT72 - Maximum capacity is 20 tables.
MLFRT96 - Maximum capacity is 18 tables.

OTG11842	32.75 x 52 x 40.25 <i>832 x 1321 x 1022</i>	76 <i>34.47</i>	5.5 <i>0.15</i>	\$485
----------	--	--------------------	--------------------	--------------

Dolly for stacking and moving 48" and 60" Round Folding Tables (MVLFRT48D and MVLFRT60D). 1.125" steel tubing. Textured Charcoal epoxy coating. Tables stand vertically on dolly.
MVLFRT48D - Maximum capacity is 15 tables.
MVLFRT60D - Maximum capacity is 12 tables.