

Price List 2023

Pricing effective January 1, 2023



OfficestoGo

introduction

Offices to Go™, a division of Global Furniture Group has been a primary source of value-minded office furniture solutions since its inception in 2007.

We offer a wide variety of products including seating, desks, tables, files and ergonomic accessories. Offices to Go products offer high-value and are built to commercial quality standards to protect your long-term investment.

Most models are Canadian made, while others are imported. In both cases, all Offices to Go products are manufactured exclusively in certified factories and have been tested in compliance with ANSI and BIFMA standards. We are committed to producing products in the most sustainable ways and ensuring they pass strict quality testing.

Seating - Offices to Go chairs provide exceptional comfort and design. Choose from a variety of multi-purpose, task, mesh, management, leather and guest chairs to complete any office environment.

Offices to Go seating is available in a variety of upholstery options which are specific to each series. Please see individual series details for available textiles, colors and graded textile options.

Desks + Tables - Offices to Go Ionic casegoods combine form with function to support a wide range of workplace applications. From private offices to collaborative spaces, boardrooms or reception areas, Ionic offers solutions that will exceed your expectations and keep you on budget.

Filing - Offices to Go offers a range of cost-effective filing and storage solutions to help you stay organized. Available sizes, mobile options and finishes easily adapt to any office or personal workspace.

Offices to Go product assembly is designed to be quick and simple. Products come with easy to follow instructions and detailed photographs.

Offices to Go products are covered by Global's Warranty (Limited Lifetime with 5-year or 2-year exceptions). Weight capacity information will be shown accordingly in the series notes and literature. See page 146 for warranty details.

SYMBOL IDENTIFICATION

Each seating product with an RTA code identifies the assembly requirements.

RTA 00

FULLY ASSEMBLED

RTA 1

SIMPLE ASSEMBLY (no tools required)

Parts to install:

- casters
- base
- pneumatic cylinder/cover can

RTA 2

MODEST ASSEMBLY (tools supplied, if necessary)

Parts to install:

- casters
- base
- pneumatic cylinder/cover can
- back

RTA 4

MODERATE ASSEMBLY (tools supplied)

Parts to install:

- casters
- base
- pneumatic cylinder/cover can
- back
- armrest

RTA 8

FULL ASSEMBLY (tools supplied)

Parts to install:

- casters
- base
- pneumatic cylinder/cover can
- back
- armrest
- mechanism



Global's certified products are in compliance with the stringent emission guidelines set by the GREENGUARD Environmental Institute and include all upholstered seating. To obtain a GREENGUARD certificate for any product, please go to the product page on our website globalfurnituregroup.com and click on "view GREENGUARD certificate".



Chairs shown with this logo are made in Canada.



Chairs shown with this logo have significant Canadian content. They have been engineered, tested and assembled in Canada.



All products with this designation are suitable for courier shipment throughout Canada.

TABLE OF CONTENTS

SEATING	SEATING (cont'd)	DESKS AND TABLES
Actin.....10	Lite-Lift.....51	Craft tables.....29
Altona.....10	Lumi.....52	Ionic.....77
Amira.....11	M-Task.....53	Accessories.....102
Annapolis.....12	Minto.....54	Benching kits.....113
Archer II.....13	MVL File Buddy.....55	Boardroom tables.....104
Ashmont.....14	Overtime.....56	Bookcases and shelf units.....101
Ashton.....15	Overtime 350.....56	Bridges.....94
Avro.....16	Pacer.....59	Coffee tables.....106
Beta.....21	Pacific.....59	Credenzas.....92
Bolt.....22	Part-Time.....60	Desks.....90
Brighton.....22	Petra.....61	Desktop storage.....92
Caman.....23	Plan.....62	Electric height adjustable tables.....107
Carleton.....24	Safari.....63	Extended corner credenzas.....92
Centro.....25	Six 13.....63	Flip-top tables.....106
Cobalt.....26	Six 31.....64	Hutches and doors.....91
Craft.....27	Soda.....65	Islands with modesty.....93
Danio.....31	Soda tables.....65	Islands without modesty.....94
Dash.....32	Sparrow.....66	Maker tables.....104
Dori 2.....32	Stradic.....67	Mobile pedestals.....95
Eor.....33	Suburb.....68	Modesty panels.....94
Finch.....34	Tami.....69	Multi-purpose tables.....105
Format.....35	Toma.....70	Panels.....117
Full-Time.....36	Ultra.....71	Packages.....80
Gennex.....37	Yoho.....73	Pedestals.....96
Geo.....38	Zim.....75	Personal height adjustable table.....105
Hardy.....39		Privacy panels.....110
Ibex.....40		Returns.....94
Java.....48		Storage units.....97
Kaysee.....49		Table desks and components.....87
Kazan.....49		Tackboards.....102
Kylie.....50		Wardrobes.....102

DESKS AND TABLES (cont'd)

Lite-Lift II121

 Folding tables121

 Table dollies121

Pashley119

Soda tables65

ACCESSORIES

CPU holder dual strap124

Desktop sit-stand workstation123

Keyboard supports123

Monitor arms123

PET Felt partitions126

Power data block127

FILING AND STORAGE

MVL1900 lateral files129

 Accessories131

 Lateral files130

MVL25 vertical files133

MVLPED pedestals135

MVLSTOR storage cabinets138

REFERENCES

Ergonomic features and benefits8

Mechanism adjustments9

Textiles and Finishes141

Terms and Conditions144

Lifetime Warranty146

Index147



SEATING

MESH



Amira11



Archer II13



Avro16



Bolt22



Format35



Geo38



Ibex40



Java48



Kaysee49



Lumi52



Overtime 350M57



Pacer59



Petra61



Plan62



Safari63



Stradic67



Toma70



Zim75

MULTI-TASK



Actin10



Beta21



Cobalt26



Danio31



Full-Time36



M-Task.....53



Overtime.....56



Overtime 350.....56



Overtime 350M57



Overtime 350S.....58



Part-Time60



Six 13.....63



Six 31.....64



Tami69



Yoho.....73

MANAGEMENT AND CONFERENCE



Altona10



Annapolis12



Ashmont14



Ashton15



Brighton22



Caman23



Carleton24



Kazan49

















Pacific59



Ultra.....71

SEATING BY CATEGORY TYPE





GUEST AND MULTI-PURPOSE

	Ashmont14		Eor33		Lite-Lift51
	Caman23		Finch34		Minto54
	Centro25		Gennex37		Sparrow66
	Dash32		Ibex40		Ultra71
	Dori 232		Kylie50		

HEIGHT ADJUSTABLE WORKSTOOLS

	Avro17		Danio31		MVL File Buddy55
	Beta21		Ibex41		Yoho73

LOUNGE

	Craft27		Soda65
	Hardy39		Suburb68

Seating

Actin.....	10	Kaysee.....	49
Altona.....	10	Kazan.....	49
Amira.....	11	Kylie.....	50
Annapolis.....	12	Lite-Lift.....	51
Archer II.....	13	Lumi.....	52
Ashmont.....	14	M-Task.....	53
Ashton.....	15	Minto.....	54
Avro.....	16	MVL File Buddy.....	55
Beta.....	21	Overtime.....	56
Bolt.....	22	Overtime 350.....	56
Brighton.....	22	Overtime 350M.....	57
Caman.....	23	Overtime 350S.....	58
Carleton.....	24	Pacer.....	59
Centro.....	25	Pacific.....	59
Cobalt.....	26	Part-Time.....	60
Craft.....	27	Petra.....	61
Craft tables.....	29	Plan.....	62
Danio.....	31	Safari.....	63
Dash.....	32	Six 13.....	63
Dori 2.....	32	Six 31.....	64
Eor.....	33	Soda.....	65
Finch.....	34	Soda tables.....	65
Format.....	35	Sparrow.....	66
Full-Time.....	36	Stradic.....	67
Gennex.....	37	Suburb.....	68
Geo.....	38	Tami.....	69
Hardy.....	39	Toma.....	70
Ibex.....	40	Ultra.....	71
Ionic benches.....	47	Yoho.....	73
Java.....	48	Zim.....	75

ERGONOMIC FEATURES & BENEFITS

EACH GLOBAL CHAIR IS BUILT WITH FEATURES THAT ARE ERGONOMICALLY DESIGNED TO PROMOTE GOOD POSTURE AND PROVIDE MAXIMUM COMFORT. WHILE FULLY SUPPORTING YOUR BODY, THESE FEATURES SHOULD ALSO ALLOW YOU TO ADJUST YOUR CHAIR TO FIT YOU.



TENSION ADJUSTMENT

Increase or decrease to match body weight. Allows you to rock comfortably, without heavy pushing, reducing muscle fatigue.



CHAIR TILT LOCK

Lock the tilt movement in position(s) to accommodate your working posture. Allows you to lock your chair in a comfortable and supportive position. (Can be either single position, multiple position or infinite position.)



SEAT HEIGHT

Raise or lower to allow your feet to rest flat on the floor. Avoids pressure under your thighs, easing blood flow.



BACK/LUMBAR HEIGHT ADJUSTMENT

Raise or lower to position lumbar support in your lumbar area. Reduces likelihood of back pain.



SEAT DEPTH

Change the depth of the seat to accommodate the length of your thighs. Keeps your back in contact with the backrest while avoiding pressure behind your knees. Can be sliding (MD) or manual.



SEAT ANGLE ADJUSTMENT

Allows chair to tilt forward changing the angle of your thighs in relation to the floor. Helps reduce disc pressure during forward leaning tasks.



BACK ANGLE ADJUSTMENT

Adjust to change the angle of your torso in relation to your thighs. Helps reduce disc pressure and relaxes your back muscles.



ARM HEIGHT

Raise or lower to support your forearms. Reduces muscular effort in neck and shoulders, minimizing risk of pain.



KNEE-TILT MOVEMENT

Chair tilts from a pivot point at the front of the seat, keeping your feet on the floor as you rock. Maintains stability.



SYNCHRO-TILT MOVEMENT

Backrest reclines at a faster rate than the seat, increasing the angle between your torso and thighs. Enhances comfort and encourages dynamic body movement.



WATERFALL SEAT EDGE

Reduces pressure at the back of your knees, contributing to good blood flow.



CONTOURED CUSHION

Supports the body effectively, allowing you to sit longer without discomfort.



VIBRATING SEAT & BACK

Soothing effect contributes to your relaxation during work breaks.



WIDTH ADJUSTABLE ARMS

Allows outward movement of armrests to match shoulder breadth. Ensures armrests properly support forearms, reducing muscular efforts in neck and shoulders.



ARM ROTATION

Rotate armcaps to support your forearms in various positions. Reduces muscular effort in neck and shoulders minimizing risk of pain.



CENTER TILT

Chair tilts from a pivot point under the center of the seat allowing you to rock. When your feet are well supported, blood flow is enhanced.



SOFT DESCENT PNEUMATIC LIFT

Gently and gradually lowering the seat helps you easily select proper seat height without causing a jerking motion.



LUMBAR DEPTH ADJUSTMENT

Increase or decrease curvature of the back to match the profile of your lower back. Enhances comfort and support in the lower lumbar area.

MAXIMIZING YOUR ERGONOMIC SEATING

- Always select a chair that is designed for the type of work you perform and make certain the chair is comfortable for the length of time spent using it.
- Ensure that the seat and back cushions are contoured to fit your body, which will help eliminate pressure points.
- An ergonomically designed chair should allow changing positions easily.
- As you work, reposition yourself throughout the day to reduce strain and stress on specific muscle groups. If you change job functions, adjust your chair to fit the new task.
- Proper ergonomic seating should help eliminate many of the work related injuries that result from poor posture and poorly designed chairs.

TASK



ADJUSTMENTS

- (2) Pneumatic seat height
- (8) Manual seat depth
- Back/lumbar height **
- Swivel

POSTURE TASK



ADJUSTMENTS

- (2) Pneumatic seat height
- (3) Back angle
- (6) Back/lumbar height **
- Seat depth *
- Swivel

NOTES

- * Select models only.
- ** Ratchet back height adjustment on select models.
- Mechanisms shown are generic depictions and may differ from one chair to another.

TILTER



ADJUSTMENTS

- (1) Tilt tension
- (2) Pneumatic seat height
- (9) Multiple position tilt lock *
- Center tilt action
- Swivel

MULTI-TILTER



ADJUSTMENTS

- (1) Tilt tension
- (2) Pneumatic seat height
- (3) Back angle adjustment
- (4) Seat angle
- (8) Sliding seat depth adjustment (MD)
- (9) Infinite position tilt lock
- Back/lumbar height **
- Center tilt action
- Swivel

SYNCHRO-TILTER



ADJUSTMENTS

- (1) Tilt tension
- (2) Pneumatic seat height
- (9) Multiple position tilt lock/synchro tilt action
- Anti kick back
- Back/lumbar height **
- Swivel

OPERATOR



ADJUSTMENTS

- (2) Pneumatic seat height
- (3) Back angle *(free float/lock)
- (4) Seat angle *(free float/lock)
- Back/lumbar height **
- With single lever operator mechanism, seat and back angle are controlled using lever 4 *
- Swivel

ACTIN



model OTG11950B

STANDARD FEATURES

- Value priced multi-tilter.
- Fully upholstered seat and back.
- Standard with height adjustable arms.
- Dual wheel carpet casters (C65) are standard.
- Upholstered in Black, Quilt (QL10) only.
- Compliant with the emissions guidelines set by the GREENGUARD Environmental Institute.
- Limited Lifetime Warranty (2-year exceptions apply - see page 146).
- Weight capacity for this series is 300 lbs.

CHAIR ADJUSTMENTS

- Multi-tilter mechanism with infinite position tilt lock.
- Tilt tension adjustment.
- Independent back and seat angle adjustment.
- Seat depth adjustment.
- Ratchet back height adjustment.
- Pneumatic seat height adjustment.

OPTIONAL FEATURES

- Hard surface flooring casters (**C65R**) can be purchased separately. Add \$96/set.

DESCRIPTION

MODEL# / FEATURES



Medium Back Multi-Tilter



Unit weight: 47 LB | 21.4 KG
Carton weight: 53 LB | 24.04 KG
Carton volume: 7.5 FT³ | 0.21 MT³

Ergonomic features:
A, B, C, D, E, G, H, M, N, S

List price

OTG11950B
Black Quilt fabric

603

OVERALL DIMENSIONS				SEAT DIMENSIONS			BACK DIMENSIONS	
	W	D	H	W	D	H	W	H
IN	26.5	23.5	39	20.5	17	17.5-21.5	19	19.5
MM	673	597	991	521	432	445-546	483	495
<div><div>RTA 8</div><div> 1 per carton</div></div>				<div></div>				

AMIRA



model OTG13020

STANDARD FEATURES

- Mesh back and upholstered seat tilter chair.
- Soft sculpted frame design.
- Fixed loop arms.
- Black base with dual wheel carpet casters (C65) is standard.
- Seat can be upholstered in Black polyester with Black mesh back (**BLK**) or in Blue polyester with Blue/Grey mesh back (**BLU**).
- Compliant with the emissions guidelines set by the GREENGUARD Environmental Institute.
- Limited Lifetime Warranty (2-year exceptions apply - see page 146).
- Weight capacity for this series is 300 lbs.

CHAIR ADJUSTMENTS

- Center tilt with upright position tilt lock.
- Tilt tension adjustment.
- Pneumatic seat height adjustment.

OPTIONAL FEATURES

- Hard surface flooring casters (**C65R**) can be purchased separately. Add \$96/set.

DESCRIPTION

MODEL# / FEATURES






Medium Mesh Back Tilter
Unit weight: 26 LB | 11.8 KG
Carton weight: 31 LB | 14.06 KG
Carton volume: 4.6 FT³ | 0.13 MT³

Ergonomic features:
A, B, C, M, N, S

List price

OTG13020

425

OVERALL DIMENSIONS			SEAT DIMENSIONS			BACK DIMENSIONS		
	W	D	H	W	D	H	W	H
IN	23.5	25	40.5	20.5	18	17-21	18.5	21
MM	597	635	1029	521	457	432-533	470	533
				1 per carton				

ANNAPOLIS



model MVL2732

STANDARD FEATURES

- Simple function, great price.
- Canadian made.
- Durable nylon arms are standard.
- Dual wheel carpet casters (C65) are standard.
- MVL2732 and MVL2732-9 seating surfaces can be upholstered in Luxhide bonded leather, in various colors (see page 142).
- MVL2733 and MVL2733-9 can be upholstered in all Global grade 1 seating textiles (see page 142).
- Compliant with the emissions guidelines set by the GREENGUARD Environmental Institute.
- Limited Lifetime Warranty (5-year exceptions apply - see page 146).
- Weight capacity for this series is 300 lbs.

CHAIR ADJUSTMENTS

- Tilter mechanism with upright tilt lock.
- Tilt tension adjustment.
- Pneumatic seat height adjustment.

OPTIONAL FEATURES

- For hard surface flooring casters, please specify (C65R). Add \$21/set.

DESCRIPTION

MODEL# / FEATURES



High Back Tilter - Assembled

Unit weight: 36 LB | 16.4 KG
Carton weight: 40 LB | 18.14 KG
Carton volume: 11.5 FT³ | 0.32 MT³

MVL2732
Luxhide bonded leather

Ergonomic features:
A, B, C, M, N, S

List price

372

OVERALL DIMENSIONS
W D H

IN
MM

25.5
648

28
711

43
1092

SEAT DIMENSIONS
W D H

20.5
521

19.5
495

16-20
406-508

BACK DIMENSIONS
W H

20.5
521

24
610

RTA 1

1 per carton



High Back Tilter - Condensed Packaging

Unit weight: 36 LB | 16.4 KG
Carton weight: 40 LB | 18.14 KG
Carton volume: 6 FT³ | 0.16 MT³

MVL2732-9
Luxhide bonded leather

Ergonomic features:
A, B, C, M, N, S

List price

372

OVERALL DIMENSIONS
W D H

IN
MM

25.5
648

28
711

43
1092

SEAT DIMENSIONS
W D H

20.5
521

19.5
495

16-20
406-508

BACK DIMENSIONS
W H

20.5
521

24
610

RTA 8

courier

1 per carton



High Back Tilter - Assembled

Unit weight: 36 LB | 16.4 KG
Carton weight: 40 LB | 18.14 KG
Carton volume: 11.5 FT³ | 0.32 MT³

MVL2733
Fabric

Ergonomic features:
A, B, C, M, N, S

List price

372

OVERALL DIMENSIONS
W D H

IN
MM

25.5
648

28
711

43
1092

SEAT DIMENSIONS
W D H

20.5
521

19.5
495

16-20
406-508

BACK DIMENSIONS
W H

20.5
521

24
610

RTA 1

1 per carton



High Back Tilter - Condensed Packaging

Unit weight: 36 LB | 16.4 KG
Carton weight: 40 LB | 18.14 KG
Carton volume: 6 FT³ | 0.16 MT³

MVL2733-9
Fabric

Ergonomic features:
A, B, C, M, N, S

List price

372

OVERALL DIMENSIONS
W D H

IN
MM

25.5
648

28
711

43
1092

SEAT DIMENSIONS
W D H

20.5
521

19.5
495

16-20
406-508

BACK DIMENSIONS
W H

20.5
521

24
610

RTA 8

courier

1 per carton



ARCHER II



model MVL1896

STANDARD FEATURES

- Canadian made high back chairs.
- Upholstered seat and knit mesh back with a pinstripe design.
- Standard with height and width adjustable T-arms with sliding, rotating and lockable armcaps.
- Mesh back can be upholstered in Coal Black (VU19), Quarry Grey (VU15), Red Mittens (VU70) and Tidal Wave (VU16).
- Seating surface can be upholstered in Luxhide bonded leather, in various colors or in all Global grade 1 seating textiles (see page 142).
- Dual wheel carpet casters (C1) are standard.
- Compliant with the emissions guidelines set by the GREENGUARD Environmental Institute.
- Limited Lifetime Warranty (5-year exceptions apply - see page 146).
- Weight capacity for this series is 300 lbs.

CHAIR ADJUSTMENTS



- **Multi-tilter chair - MVL1895**
 - Infinite position tilt lock.
 - Tilt tension adjustment.
 - Infinite position back and seat angle adjustments, including forward tilt.
 - Ratchet back height adjustment.
 - Seat depth adjustment.
 - Pneumatic seat height adjustment.
- **Synchro-tilter chair - MVL1896**
 - Synchro tilt with upright position tilt lock.
 - Tilt tension adjustment.
 - Pneumatic seat height adjustment.

OPTIONAL FEATURES

- For hard surface flooring casters, please specify (C9R). Add \$21/set.

ALTERNATE TEXTILE OPTIONS

- Graded-in textiles are available (seat only). No minimum quantities. Contact Customer Service for pricing.

DESCRIPTION	MODEL# / FEATURES																																	
 Multi-Tilter, Mesh High Back and Uph Seat Unit weight: 56 LB 25.5 KG Carton weight: 68 LB 30.84 KG Carton volume: 10.5 FT³ 0.29 MT³	List price																																	
	MVL1895	844																																
	Luxhide bonded leather or fabric																																	
	<table><tr><th colspan="3">OVERALL DIMENSIONS</th><th colspan="3">SEAT DIMENSIONS</th><th colspan="2">BACK DIMENSIONS</th></tr><tr><th>W</th><th>D</th><th>H</th><th>W</th><th>D</th><th>H</th><th>W</th><th>H</th></tr><tr><td>IN 27</td><td>22.5</td><td>42</td><td>20.5</td><td>18.5-21</td><td>18-22</td><td>19.5</td><td>21-23.5</td></tr><tr><td>MM 686</td><td>572</td><td>1067</td><td>521</td><td>470-533</td><td>457-559</td><td>495</td><td>533-597</td></tr></table>		OVERALL DIMENSIONS			SEAT DIMENSIONS			BACK DIMENSIONS		W	D	H	W	D	H	W	H	IN 27	22.5	42	20.5	18.5-21	18-22	19.5	21-23.5	MM 686	572	1067	521	470-533	457-559	495	533-597
	OVERALL DIMENSIONS			SEAT DIMENSIONS			BACK DIMENSIONS																											
W	D	H	W	D	H	W	H																											
IN 27	22.5	42	20.5	18.5-21	18-22	19.5	21-23.5																											
MM 686	572	1067	521	470-533	457-559	495	533-597																											
Ergonomic features: A, B, C, D, E, F, G, H, M, N, Q, R, S																																		
 Synchro-Tilter, Mesh High Back and Uph Seat Unit weight: 40 LB 18.2 KG Carton weight: 52 LB 23.59 KG Carton volume: 10.5 FT³ 0.29 MT³	List price																																	
	MVL1896	739																																
	Luxhide bonded leather or fabric																																	
	<table><tr><th colspan="3">OVERALL DIMENSIONS</th><th colspan="3">SEAT DIMENSIONS</th><th colspan="2">BACK DIMENSIONS</th></tr><tr><th>W</th><th>D</th><th>H</th><th>W</th><th>D</th><th>H</th><th>W</th><th>H</th></tr><tr><td>IN 27</td><td>22.5</td><td>41.5</td><td>20.5</td><td>17</td><td>17-21</td><td>19.5</td><td>22-23.5</td></tr><tr><td>MM 686</td><td>572</td><td>1054</td><td>521</td><td>432</td><td>432-533</td><td>495</td><td>559-597</td></tr></table>		OVERALL DIMENSIONS			SEAT DIMENSIONS			BACK DIMENSIONS		W	D	H	W	D	H	W	H	IN 27	22.5	41.5	20.5	17	17-21	19.5	22-23.5	MM 686	572	1054	521	432	432-533	495	559-597
	OVERALL DIMENSIONS			SEAT DIMENSIONS			BACK DIMENSIONS																											
W	D	H	W	D	H	W	H																											
IN 27	22.5	41.5	20.5	17	17-21	19.5	22-23.5																											
MM 686	572	1054	521	432	432-533	495	559-597																											
Ergonomic features: A, B, C, H, L, M, N, Q, R																																		

ASHMONT



model MVL2780



model MVL2782

STANDARD FEATURES

- Canadian made.
- Soft deep cushions on seat and back offer plush comfort.
- Management chairs: Height adjustable T-arms with durable self-skinned urethane (SSU) armcaps.
- Guest chairs: Upholstered armcaps, oval steel tube frame and sled base.
- Dual wheel carpet casters (C65) are standard (except guest chairs).
- Seating surfaces can be upholstered in Luxhide bonded leather, in various colors or in all Global grade 1 seating textiles (see page 142).
- Compliant with the emissions guidelines set by the GREENGUARD Environmental Institute.
- Limited Lifetime Warranty (5-year exceptions apply - see page 146).
- Weight capacity for this series is 300 lbs.

MANAGEMENT CHAIR ADJUSTMENTS

- Center tilt with upright position tilt lock.
- Tilt tension adjustment.
- Pneumatic seat height adjustment.

OPTIONAL FEATURES

- For hard surface flooring casters, please specify (C65R). Add \$21/set.

DESCRIPTION

MODEL# / FEATURES



HB Management Tilter w/Height Adjustable Arms

Unit weight: 50 LB | 22.7 KG
Carton weight: 55 LB | 24.95 KG
Carton volume: 10.5 FT³ | 0.29 MT³

List price

MVL2780 761
Luxhide bonded leather
or fabric (previously MVL2780F)

OVERALL DIMENSIONS

IN
MM

27
686

28
711

42
1067

21
533

18
457

16-21
406-533

21
533

25
635

RTA 8



1 per carton



MB Management Tilter w/Height Adjustable Arms

Unit weight: 47 LB | 21.4 KG
Carton weight: 52 LB | 23.59 KG
Carton volume: 10.5 FT³ | 0.29 MT³

List price

MVL2781 721
Luxhide bonded leather
or fabric (previously MVL2781F)

OVERALL DIMENSIONS

IN
MM

27
686

28
711

39
991

21
533

18
457

16-21
406-533

21
533

22
559

RTA 8



1 per carton



MB Guest Chair - Sled Base

Unit weight: 33 LB | 15 KG
Carton weight: 38 LB | 17.24 KG
Carton volume: 8.5 FT³ | 0.24 MT³

List price

MVL2782 542
Luxhide bonded leather
or fabric (previously MVL2782F)

OVERALL DIMENSIONS

IN
MM

24.5
622

25.5
648

36.5
927

21
533

18
457

17
432

21
533

18
457

RTA 8



1 per carton



A black office chair with a high back, armrests, and a five-star base with casters. The chair is shown from a side profile, facing right. It has a black upholstered seat and backrest, silver-colored armrests, and a silver-colored five-star base with black casters. A small black lever is visible under the seat for height adjustment.

- Hard surface flooring casters (**C65R**) can be purchased separately. Add \$96/set.

15

AVRO



model MVL3101



model MVL3123



model MVL3114



model MVL3107

STANDARD FEATURES

- Avro features improved ergonomics, custom support and a streamlined profile – the perfect balance between functionality and style.
- Ergonomic seating, Canadian made.
- Available with five different mechanism options: synchro-tilter, multi-tilter, tilter, task and weight sensing synchro-tilter. Height adjustable chairs available with task mechanism only.
- Standard with height adjustable arms with durable self-skinned urethane (SSU) armcaps (except armless models).
- Dual wheel carpet casters (C1) are standard on all models.
- Mesh back and mesh seat models can only be upholstered in Black mesh (MS69).
- Mesh back and upholstered seat models: Mesh back is available in Black (MS69), Natural (MS74) and Stone (MS71).
- Seats can be upholstered in Luxhide bonded leather (various colors) or in all Global grade 1 seating textiles (see page 142).
- Compliant with the emissions guidelines set by the GREENGUARD Environmental Institute.
- Limited Lifetime Warranty (5-year exceptions apply - see page 146).
- Weight capacity for this series is 300 lbs.

OPTIONAL FEATURES

- For hard surface flooring casters, please specify **(C9R)**. Add \$21/set.
- For optional Polished Aluminum base, please specify **(ALU)**. Add \$131.
- For optional height and width adjustable T-arms with sliding, articulating armcaps, please specify **(G1)**. Add \$72.

ALTERNATE TEXTILE OPTIONS

- Graded-in textiles are available. No minimum quantities. Contact Customer Service for pricing.

CHAIR ADJUSTMENTS

- **Synchro-tilter chairs**
 - Synchro tilt with multi position tilt lock.
 - Tilt tension adjustment.
 - Height and depth adjustable lumbar support.
 - Pneumatic seat height adjustment.
- **Multi-tilter chairs**
 - Infinite position tilt lock.
 - Tilt tension adjustment.
 - Independent back and seat angle adjustment.
 - Side activated sliding seat depth adjustment.
 - Height and depth adjustable lumbar support.
 - Pneumatic seat height adjustment.
- **Tilter chairs**
 - Center tilt with upright position tilt lock.
 - Tilt tension adjustment.
 - Height and depth adjustable lumbar support.
 - Pneumatic seat height adjustment.
- **Task chairs**
 - Manual bolt seat depth adjustment.
 - Height and depth adjustable lumbar support.
 - Pneumatic seat height adjustment.
- **Weight sensing synchro-tilter chairs**
 - Synchro tilt with multi position tilt lock.
 - Automatic tilt tension adjustment.
 - Side activated sliding seat depth adjustment.
 - Height and depth adjustable lumbar support.
 - Pneumatic seat height adjustment.
- **Height adjustable chairs**
 - Task mechanism.
 - Height and depth adjustable lumbar support.
 - Pneumatic seat height adjustment.
 - Height adjustable Chrome footrest.

DESCRIPTION

MODEL# / FEATURES



Synchro-Tilter, Mesh Back and Uph Seat

Unit weight: 42 LB | 19.1 KG
 Carton weight: 51 LB | 23.13 KG
 Carton volume: 10.5 FT³ | 0.29 MT³

List price

MVL3101 872
 Luxhide bonded leather
 or fabric (previously MVL3101F)

Ergonomic features:
 A, B, C, D, H, L, M, N, V

OVERALL DIMENSIONS

	W	D	H
IN	26	27	38.5
MM	660	686	978

SEAT DIMENSIONS

	W	D	H
	20	18.5	16.5-21.5
	508	470	419-546

BACK DIMENSIONS

	W	H
	19.5	20
	495	508

RTA 2 courier 1 per carton



Multi-Tilter, Mesh Back and Uph Seat

Unit weight: 47 LB | 21.4 KG
 Carton weight: 56 LB | 25.4 KG
 Carton volume: 10.5 FT³ | 0.29 MT³

List price

MVL3103 941
 Luxhide bonded leather
 or fabric (previously MVL3103F)

Ergonomic features:
 A, B, C, D, E, F, G, H, M, N, S, V

OVERALL DIMENSIONS

	W	D	H
IN	26	27	39.5
MM	660	686	1003

SEAT DIMENSIONS





















	W	D	H
	20	17.5-20.5	17.5-22.5
	508	445-521	445-572





















BACK DIMENSIONS






	W	H
	19.5	20
	495	508





RTA 2 courier 1 per carton



DESCRIPTION		MODEL# / FEATURES	
		List price	
	MVL3104 Luxhide bonded leather or fabric (previously MVL3104F)	839	
Tilter, Mesh Back and Uph Seat Unit weight: 36 LB 16.4 KG Carton weight: 45 LB 20.41 KG Carton volume: 10.5 FT³ 0.29 MT³	Ergonomic features: A, B, C, D, H, M, N, S, V	<div><div>RTA 2</div><div> 1 per carton</div><div></div><div></div></div>	
		List price	
	MVL3106 Luxhide bonded leather or fabric (previously MVL3106F)	778	
Task, Mesh Back and Uph Seat Unit weight: 31 LB 14.1 KG Carton weight: 40 LB 18.14 KG Carton volume: 10.5 FT³ 0.29 MT³	Ergonomic features: C, D, E, H, M, N, V	<div><div>RTA 2</div><div> 1 per carton</div><div></div><div></div></div>	
		List price	
	MVL3107 Luxhide bonded leather or fabric (previously MVL3107F)	908	
Armless Height Adjustable Chair, Mesh Back and Uph Seat Unit weight: 30 LB 13.6 KG Carton weight: 39 LB 17.69 KG Carton volume: 10.5 FT³ 0.29 MT³	Ergonomic features: C, D, M, N, V	<div><div>RTA 2</div><div> 1 per carton</div><div></div><div></div></div>	
		List price	
	MVL3108 Luxhide bonded leather or fabric (previously MVL3108F)	1029	
Weight Sensing Synchro-Tilter, Mesh Back and Uph Seat Unit weight: 42 LB 19.1 KG Carton weight: 51 LB 23.13 KG Carton volume: 10.5 FT³ 0.29 MT³	Ergonomic features: A, B, C, D, E, H, L, M, N, V	<div><div>RTA 2</div><div> 1 per carton</div><div></div><div></div></div>	
		List price	
	MVL3109 Luxhide bonded leather or fabric (previously MVL3109F)	994	
Height Adjustable Chair w/Arms, Mesh Back and Uph Seat Unit weight: 36 LB 16.4 KG Carton weight: 45 LB 20.41 KG Carton volume: 10.5 FT³ 0.29 MT³	Ergonomic features: C, D, H, M, N, V	<div><div>RTA 2</div><div> 1 per carton</div><div></div><div></div></div>	

DESCRIPTION		MODEL# / FEATURES																															
	List price																																
	MVL3111	972																															
	Luxhide bonded leather or fabric (previously MVL3111F)																																
	<table><tr><th colspan="3">OVERALL DIMENSIONS</th><th colspan="3">SEAT DIMENSIONS</th><th colspan="2">BACK DIMENSIONS</th></tr><tr><th>W</th><th>D</th><th>H</th><th>W</th><th>D</th><th>H</th><th>W</th><th>H</th></tr><tr><td>IN 26</td><td>27</td><td>38.5</td><td>20</td><td>18.5</td><td>16.5-21.5</td><td>19.5</td><td>20</td></tr><tr><td>MM 660</td><td>686</td><td>978</td><td>508</td><td>470</td><td>419-546</td><td>495</td><td>508</td></tr></table>		OVERALL DIMENSIONS			SEAT DIMENSIONS			BACK DIMENSIONS		W	D	H	W	D	H	W	H	IN 26	27	38.5	20	18.5	16.5-21.5	19.5	20	MM 660	686	978	508	470	419-546	495
OVERALL DIMENSIONS			SEAT DIMENSIONS			BACK DIMENSIONS																											
W	D	H	W	D	H	W	H																										
IN 26	27	38.5	20	18.5	16.5-21.5	19.5	20																										
MM 660	686	978	508	470	419-546	495	508																										
Synchro-Tilter, Uph Back and Seat Unit weight: 43 LB 19.5 KG Carton weight: 52 LB 23.59 KG Carton volume: 10.5 FT³ 0.29 MT³	Ergonomic features: A, B, C, D, H, L, M, N, V <div><div>RTA 2</div><div> 1 per carton</div><div></div></div>																																
	List price																																
	MVL3113	1042																															
	Luxhide bonded leather or fabric (previously MVL3113F)																																
	<table><tr><th colspan="3">OVERALL DIMENSIONS</th><th colspan="3">SEAT DIMENSIONS</th><th colspan="2">BACK DIMENSIONS</th></tr><tr><th>W</th><th>D</th><th>H</th><th>W</th><th>D</th><th>H</th><th>W</th><th>H</th></tr><tr><td>IN 26</td><td>27</td><td>39.5</td><td>20</td><td>17.5-20.5</td><td>17.5-22.5</td><td>19.5</td><td>20</td></tr><tr><td>MM 660</td><td>686</td><td>1003</td><td>508</td><td>445-521</td><td>445-572</td><td>495</td><td>508</td></tr></table>		OVERALL DIMENSIONS			SEAT DIMENSIONS			BACK DIMENSIONS		W	D	H	W	D	H	W	H	IN 26	27	39.5	20	17.5-20.5	17.5-22.5	19.5	20	MM 660	686	1003	508	445-521	445-572	495
OVERALL DIMENSIONS			SEAT DIMENSIONS			BACK DIMENSIONS																											
W	D	H	W	D	H	W	H																										
IN 26	27	39.5	20	17.5-20.5	17.5-22.5	19.5	20																										
MM 660	686	1003	508	445-521	445-572	495	508																										
Multi-Tilter, Uph Back and Seat Unit weight: 48 LB 21.8 KG Carton weight: 57 LB 25.85 KG Carton volume: 10.5 FT³ 0.29 MT³	Ergonomic features: A, B, C, D, E, F, G, H, M, N, S, V <div><div>RTA 2</div><div> 1 per carton</div><div></div></div>																																
	List price																																
	MVL3114	941																															
	Luxhide bonded leather or fabric (previously MVL3114F)																																
	<table><tr><th colspan="3">OVERALL DIMENSIONS</th><th colspan="3">SEAT DIMENSIONS</th><th colspan="2">BACK DIMENSIONS</th></tr><tr><th>W</th><th>D</th><th>H</th><th>W</th><th>D</th><th>H</th><th>W</th><th>H</th></tr><tr><td>IN 26</td><td>27</td><td>38</td><td>20</td><td>18.5</td><td>16-21</td><td>19.5</td><td>20</td></tr><tr><td>MM 660</td><td>686</td><td>965</td><td>508</td><td>470</td><td>406-533</td><td>495</td><td>508</td></tr></table>		OVERALL DIMENSIONS			SEAT DIMENSIONS			BACK DIMENSIONS		W	D	H	W	D	H	W	H	IN 26	27	38	20	18.5	16-21	19.5	20	MM 660	686	965	508	470	406-533	495
OVERALL DIMENSIONS			SEAT DIMENSIONS			BACK DIMENSIONS																											
W	D	H	W	D	H	W	H																										
IN 26	27	38	20	18.5	16-21	19.5	20																										
MM 660	686	965	508	470	406-533	495	508																										
Tilter, Uph Back and Seat Unit weight: 37 LB 16.8 KG Carton weight: 46 LB 20.87 KG Carton volume: 10.5 FT³ 0.29 MT³	Ergonomic features: A, B, C, D, H, M, N, S, V <div><div>RTA 2</div><div> 1 per carton</div><div></div></div>																																
	List price																																
	MVL3116	878																															
	Luxhide bonded leather or fabric (previously MVL3116F)																																
	<table><tr><th colspan="3">OVERALL DIMENSIONS</th><th colspan="3">SEAT DIMENSIONS</th><th colspan="2">BACK DIMENSIONS</th></tr><tr><th>W</th><th>D</th><th>H</th><th>W</th><th>D</th><th>H</th><th>W</th><th>H</th></tr><tr><td>IN 26</td><td>27</td><td>38</td><td>20</td><td>18.5</td><td>16-21</td><td>19.5</td><td>20</td></tr><tr><td>MM 660</td><td>686</td><td>965</td><td>508</td><td>470</td><td>406-533</td><td>495</td><td>508</td></tr></table>		OVERALL DIMENSIONS			SEAT DIMENSIONS			BACK DIMENSIONS		W	D	H	W	D	H	W	H	IN 26	27	38	20	18.5	16-21	19.5	20	MM 660	686	965	508	470	406-533	495
OVERALL DIMENSIONS			SEAT DIMENSIONS			BACK DIMENSIONS																											
W	D	H	W	D	H	W	H																										
IN 26	27	38	20	18.5	16-21	19.5	20																										
MM 660	686	965	508	470	406-533	495	508																										
Task, Uph Back and Seat Unit weight: 32 LB 14.5 KG Carton weight: 41 LB 18.6 KG Carton volume: 10.5 FT³ 0.29 MT³	Ergonomic features: C, D, E, H, M, N, V <div><div>RTA 2</div><div> 1 per carton</div><div></div></div>																																
	List price																																
	MVL3117	1009																															
	Luxhide bonded leather or fabric (previously MVL3117F)																																
	<table><tr><th colspan="3">OVERALL DIMENSIONS</th><th colspan="3">SEAT DIMENSIONS</th><th colspan="2">BACK DIMENSIONS</th></tr><tr><th>W</th><th>D</th><th>H</th><th>W</th><th>D</th><th>H</th><th>W</th><th>H</th></tr><tr><td>IN 20</td><td>27</td><td>48</td><td>20</td><td>18.5</td><td>23-33</td><td>19.5</td><td>20</td></tr><tr><td>MM 508</td><td>686</td><td>1219</td><td>508</td><td>470</td><td>584-838</td><td>495</td><td>508</td></tr></table>		OVERALL DIMENSIONS			SEAT DIMENSIONS			BACK DIMENSIONS		W	D	H	W	D	H	W	H	IN 20	27	48	20	18.5	23-33	19.5	20	MM 508	686	1219	508	470	584-838	495
OVERALL DIMENSIONS			SEAT DIMENSIONS			BACK DIMENSIONS																											
W	D	H	W	D	H	W	H																										
IN 20	27	48	20	18.5	23-33	19.5	20																										
MM 508	686	1219	508	470	584-838	495	508																										
Armless Height Adjustable Chair, Uph Back and Seat Unit weight: 31 LB 14.1 KG Carton weight: 40 LB 18.14 KG Carton volume: 10.5 FT³ 0.29 MT³	Ergonomic features: C, D, M, N, V <div><div>RTA 2</div><div> 1 per carton</div><div></div></div>																																

DESCRIPTION		MODEL# / FEATURES							
	List price								
	MVL3118	1128							
	Luxhide bonded leather or fabric (previously MVL3118F)								
Weight Sensing Synchro-Tilter, Uph Back and Seat Unit weight: 43 LB 19.5 KG Carton weight: 52 LB 23.59 KG Carton volume: 10.5 FT³ 0.29 MT³		Ergonomic features: A, B, C, D, E, H, L, M, N, V		RTA 2		courier	1 per carton	CANADA	GREENGUARD
	List price								
	MVL3119	1097							
	Luxhide bonded leather or fabric (previously MVL3119F)								
Height Adjustable Chair w/Arms, Uph Back and Seat Unit weight: 37 LB 16.8 KG Carton weight: 46 LB 20.87 KG Carton volume: 10.5 FT³ 0.29 MT³		Ergonomic features: C, D, H, M, N, V		RTA 2		courier	1 per carton	CANADA	GREENGUARD
	List price								
	MVL3121	1008							
	Black mesh								
Synchro-Tilter, Mesh Back and Seat Unit weight: 43 LB 19.5 KG Carton weight: 52 LB 23.59 KG Carton volume: 10.5 FT³ 0.29 MT³		Ergonomic features: A, B, C, D, H, L, M, V		RTA 2		courier	1 per carton	ENGINEERED TESTED ASSEMBLED CANO TESTE MONTÉ	GREENGUARD
	List price								
	MVL3123	1076							
	Black mesh								
Multi-Tilter, Mesh Back and Seat Unit weight: 48 LB 21.8 KG Carton weight: 57 LB 25.85 KG Carton volume: 10.5 FT³ 0.29 MT³		Ergonomic features: A, B, C, D, E, F, G, H, M, S, V		RTA 2		courier	1 per carton	ENGINEERED TESTED ASSEMBLED CANO TESTE MONTÉ	GREENGUARD
	List price								
	MVL3124	972							
	Black mesh								
Tilter, Mesh Back and Seat Unit weight: 37 LB 16.8 KG Carton weight: 46 LB 20.87 KG Carton volume: 10.5 FT³ 0.29 MT³		Ergonomic features: A, B, C, D, H, M, S, V		RTA 2		courier	1 per carton	ENGINEERED TESTED ASSEMBLED CANO TESTE MONTÉ	GREENGUARD

DESCRIPTION		MODEL# / FEATURES																																	
 Task, Mesh Back and Seat Unit weight: 32 LB 14.5 KG Carton weight: 41 LB 18.6 KG Carton volume: 10.5 FT³ 0.29 MT³	MVL3126 Black mesh	List price																																	
		912																																	
		<table><tr><th colspan="3">OVERALL DIMENSIONS</th><th colspan="3">SEAT DIMENSIONS</th><th colspan="2">BACK DIMENSIONS</th></tr><tr><th>W</th><th>D</th><th>H</th><th>W</th><th>D</th><th>H</th><th>W</th><th>H</th></tr><tr><td>IN 26</td><td>27</td><td>38</td><td>20</td><td>18.5</td><td>16-21</td><td>19.5</td><td>20</td></tr><tr><td>MM 660</td><td>686</td><td>965</td><td>508</td><td>470</td><td>406-533</td><td>495</td><td>508</td></tr></table>		OVERALL DIMENSIONS			SEAT DIMENSIONS			BACK DIMENSIONS		W	D	H	W	D	H	W	H	IN 26	27	38	20	18.5	16-21	19.5	20	MM 660	686	965	508	470	406-533	495	508
		OVERALL DIMENSIONS			SEAT DIMENSIONS			BACK DIMENSIONS																											
		W	D	H	W	D	H	W	H																										
IN 26	27	38	20	18.5	16-21	19.5	20																												
MM 660	686	965	508	470	406-533	495	508																												
Ergonomic features: C, D, E, H, M, V																																			
<div>RTA 2</div> <div>courier</div> <div>1 per carton</div> <div>ENGINEERED TESTED ASSEMBLED CONÇO TESTÉ MONTÉ</div> <div>CERTIFIED</div>																																			
 Armless Height Adjustable Chair, Mesh Back and Seat Unit weight: 31 LB 14.1 KG Carton weight: 40 LB 18.14 KG Carton volume: 10.5 FT³ 0.29 MT³	MVL3127 Black mesh	List price																																	
		1042																																	
		<table><tr><th colspan="3">OVERALL DIMENSIONS</th><th colspan="3">SEAT DIMENSIONS</th><th colspan="2">BACK DIMENSIONS</th></tr><tr><th>W</th><th>D</th><th>H</th><th>W</th><th>D</th><th>H</th><th>W</th><th>H</th></tr><tr><td>IN 20</td><td>27</td><td>48</td><td>20</td><td>18.5</td><td>23-33</td><td>19.5</td><td>20</td></tr><tr><td>MM 508</td><td>686</td><td>1219</td><td>508</td><td>470</td><td>584-838</td><td>495</td><td>508</td></tr></table>		OVERALL DIMENSIONS			SEAT DIMENSIONS			BACK DIMENSIONS		W	D	H	W	D	H	W	H	IN 20	27	48	20	18.5	23-33	19.5	20	MM 508	686	1219	508	470	584-838	495	508
		OVERALL DIMENSIONS			SEAT DIMENSIONS			BACK DIMENSIONS																											
		W	D	H	W	D	H	W	H																										
IN 20	27	48	20	18.5	23-33	19.5	20																												
MM 508	686	1219	508	470	584-838	495	508																												
Ergonomic features: C, D, M, V																																			
<div>RTA 2</div> <div>courier</div> <div>1 per carton</div> <div>ENGINEERED TESTED ASSEMBLED CONÇO TESTÉ MONTÉ</div> <div>CERTIFIED</div>																																			
 Weight Sensing Synchro-Tilter, Mesh Back and Seat Unit weight: 43 LB 19.5 KG Carton weight: 52 LB 23.59 KG Carton volume: 10.5 FT³ 0.29 MT³	MVL3128 Black mesh	List price																																	
		1162																																	
		<table><tr><th colspan="3">OVERALL DIMENSIONS</th><th colspan="3">SEAT DIMENSIONS</th><th colspan="2">BACK DIMENSIONS</th></tr><tr><th>W</th><th>D</th><th>H</th><th>W</th><th>D</th><th>H</th><th>W</th><th>H</th></tr><tr><td>IN 26</td><td>27</td><td>39</td><td>20</td><td>17.5-20.5</td><td>16.5-21.5</td><td>19.5</td><td>20</td></tr><tr><td>MM 660</td><td>686</td><td>991</td><td>508</td><td>445-521</td><td>419-546</td><td>495</td><td>508</td></tr></table>		OVERALL DIMENSIONS			SEAT DIMENSIONS			BACK DIMENSIONS		W	D	H	W	D	H	W	H	IN 26	27	39	20	17.5-20.5	16.5-21.5	19.5	20	MM 660	686	991	508	445-521	419-546	495	508
		OVERALL DIMENSIONS			SEAT DIMENSIONS			BACK DIMENSIONS																											
		W	D	H	W	D	H	W	H																										
IN 26	27	39	20	17.5-20.5	16.5-21.5	19.5	20																												
MM 660	686	991	508	445-521	419-546	495	508																												
Ergonomic features: A, B, C, D, E, H, L, M, V																																			
<div>RTA 2</div> <div>courier</div> <div>1 per carton</div> <div>ENGINEERED TESTED ASSEMBLED CONÇO TESTÉ MONTÉ</div> <div>CERTIFIED</div>																																			
 Height Adjustable Chair w/Arms, Mesh Back and Seat Unit weight: 37 LB 16.8 KG Carton weight: 46 LB 20.87 KG Carton volume: 10.5 FT³ 0.29 MT³	MVL3129 Black mesh	List price																																	
		1128																																	
		<table><tr><th colspan="3">OVERALL DIMENSIONS</th><th colspan="3">SEAT DIMENSIONS</th><th colspan="2">BACK DIMENSIONS</th></tr><tr><th>W</th><th>D</th><th>H</th><th>W</th><th>D</th><th>H</th><th>W</th><th>H</th></tr><tr><td>IN 26</td><td>27</td><td>48</td><td>20</td><td>18.5</td><td>23-33</td><td>19.5</td><td>20</td></tr><tr><td>MM 660</td><td>686</td><td>1219</td><td>508</td><td>470</td><td>584-838</td><td>495</td><td>508</td></tr></table>		OVERALL DIMENSIONS			SEAT DIMENSIONS			BACK DIMENSIONS		W	D	H	W	D	H	W	H	IN 26	27	48	20	18.5	23-33	19.5	20	MM 660	686	1219	508	470	584-838	495	508
		OVERALL DIMENSIONS			SEAT DIMENSIONS			BACK DIMENSIONS																											
		W	D	H	W	D	H	W	H																										
IN 26	27	48	20	18.5	23-33	19.5	20																												
MM 660	686	1219	508	470	584-838	495	508																												
Ergonomic features: C, D, H, M, V																																			
<div>RTA 2</div> <div>courier</div> <div>1 per carton</div> <div>ENGINEERED TESTED ASSEMBLED CONÇO TESTÉ MONTÉ</div> <div>CERTIFIED</div>																																			

BETA



model MVL2729



model MVL2718

STANDARD FEATURES





- Posture task chairs. Canadian made.
- Generous size seat and back, fully upholstered.
- Standard with height adjustable T-arms with durable self-skinned urethane (SSU) armcaps (except armless models).
- Height adjustable chairs are equipped with an adjustable Chrome footrest.
- Dual wheel carpet casters (C65) are standard.
- Can be upholstered in all Global grade 1 seating textiles with the exception of Luxhide (see page 142).
- Compliant with the emissions guidelines set by the GREENGUARD Environmental Institute.
- Limited Lifetime Warranty (5-year exceptions apply - see page 146).
- Weight capacity for this series is 300 lbs.


CHAIR ADJUSTMENTS

- Infinite back angle and back height adjustment.
- Pneumatic seat height adjustment.

OPTIONAL FEATURES

- For hard surface flooring casters, please specify (C65R). Add \$21/set.
- Bantam is a durable, bleach cleanable (9:1) vinyl, but due to the stiff nature of the textile, this vinyl is prone to bunching and will not upholster as smoothly as other coverings in this series.

DESCRIPTION	MODEL# / FEATURES									
 Height Adjustable Armless Posture Task Unit weight: 41 LB 18.6 KG Carton weight: 46 LB 20.87 KG Carton volume: 6.75 FT³ 0.19 MT³	List price									
	MVL2718 535									
	OVERALL DIMENSIONS			SEAT DIMENSIONS			BACK DIMENSIONS			
	W	D	H	W	D	H	W	H		
IN 20.5 MM 521	23.5 597	44 1118	20.5 521	16.5 419	22-30 559-762	18.5 470	16-19 406-483			
Ergonomic features: C, D, G, M, N	RTA 2		courier		1 per carton		CANADA GREENGUARD		GREENGUARD	
 Height Adjustable Posture Task w/Arms Unit weight: 46 LB 20.9 KG Carton weight: 51 LB 23.13 KG Carton volume: 6.75 FT³ 0.19 MT³	List price									
	MVL2719 625									
	OVERALL DIMENSIONS			SEAT DIMENSIONS			BACK DIMENSIONS			
	W	D	H	W	D	H	W	H		
IN 24.5 MM 622	23.5 597	44 1118	20.5 521	16.5 419	22-30 559-762	18.5 470	16-19 406-483			
Ergonomic features: C, D, G, H, M, N	RTA 2		courier		1 per carton		CANADA GREENGUARD		GREENGUARD	
 Armless Posture Task Unit weight: 27 LB 12.3 KG Carton weight: 31 LB 14.06 KG Carton volume: 4.9 FT³ 0.13 MT³	List price									
	MVL2728 346									
	OVERALL DIMENSIONS			SEAT DIMENSIONS			BACK DIMENSIONS			
	W	D	H	W	D	H	W	H		
IN 20.5 MM 521	22 559	38.5 978	20.5 521	17 432	16.5-21.5 419-546	18.5 470	16-20 406-508			
Ergonomic features: C, D, G, M, N	RTA 2		courier		1 per carton		CANADA GREENGUARD		GREENGUARD	
 Posture Task w/Arms Unit weight: 33 LB 15 KG Carton weight: 38 LB 17.24 KG Carton volume: 6.75 FT³ 0.19 MT³	List price									
	MVL2729 438									
	OVERALL DIMENSIONS			SEAT DIMENSIONS			BACK DIMENSIONS			
	W	D	H	W	D	H	W	H		
IN 24 MM 610	22 559	38.5 978	20.5 521	17 432	16.5-21.5 419-546	18.5 470	16-20 406-508			
Ergonomic features: C, D, G, H, M, N	RTA 2		courier		1 per carton		CANADA GREENGUARD		GREENGUARD	

DESCRIPTION	MODEL# / FEATURES							
	List price							
	MVL2784	119						
Height Adjustable T-Arms - 1 pair Unit weight: 8 LB 3.6 KG Carton weight: 10 LB 4.54 KG Carton volume: 1.3 FT³ 0.03 MT³	OVERALL DIMENSIONS			SEAT DIMENSIONS			BACK DIMENSIONS	
	W	D	H	W	D	H	W	H
	IN 3	10	12	-	-	-	-	-
	MM 76	254	305	-	-	-	-	-
		RTA 00		1 pair per carton (pricing is for the pair, specifications are for one arm)				

BOLT



model OTG11510B

STANDARD FEATURES


- Value priced mesh seating.
- Breathable mesh back.
- Scuff resistant arched base.
- Standard with height adjustable T-arms with durable self-skinned urethane (SSU) armcaps.
- Dual wheel carpet casters (C65) are standard.
- Only available in Black mesh fabric (MS20) seat with Black mesh back.
- Compliant with the emissions guidelines set by the GREENGUARD Environmental Institute.
- Limited Lifetime Warranty (2-year exceptions apply - see page 146).
- Weight capacity for this series is 300 lbs.

CHAIR ADJUSTMENTS

- Center tilt with upright position tilt lock.
- Tilt tension adjustment.
- Pneumatic seat height adjustment.

OPTIONAL FEATURES

- Hard surface flooring casters (**C65R**) can be purchased separately. Add \$96/set.

DESCRIPTION	MODEL# / FEATURES										
	List price										
	OTG11510B		523								
	OVERALL DIMENSIONS			SEAT DIMENSIONS			BACK DIMENSIONS				
	W	D	H	W	D	H	W	H			
IN	25	21.5	35.5	19.5	17	17.5-21.5	18	16.5			
MM	635	546	902	495	432	445-546	457	419			
Tilter, Mesh Back											
Unit weight: 30 LB 13.6 KG											
Carton weight: 36 LB 16.33 KG		Ergonomic features:									
Carton volume: 4.6 FT³ 0.13 MT³		A, B, C, H, M, N, S									
		RTA 8		courier		1 per carton		COURIER			

BRIGHTON



model MVL2787

STANDARD FEATURES

- High back management chair.
- High comfort design, Canadian made.
- Contoured seat and back with integrated headrest.
- Black arms and base.
- Loop arms with upholstered armcaps.
- Dual wheel carpet casters (C65) are standard.
- Seating surfaces can be upholstered in Luxhide bonded leather, in various colors (see page 142).
- Compliant with the emissions guidelines set by the GREENGUARD Environmental Institute.


- Limited Lifetime Warranty (5-year exceptions apply - see page 146).
- Weight capacity for this series is 300 lbs.

CHAIR ADJUSTMENTS

- Center tilt with upright position tilt lock.
- Tilt tension adjustment.
- Pneumatic seat height adjustment.

OPTIONAL FEATURES

- For hard surface flooring casters, please specify (**C65R**). Add \$21/set.

DESCRIPTION	MODEL# / FEATURES							
	List price							
	MVL2787	725						
High Back Tilter Unit weight: 42 LB 19.1 KG Carton weight: 54 LB 24.49 KG Carton volume: 10.5 FT³ 0.29 MT³	OVERALL DIMENSIONS			SEAT DIMENSIONS			BACK DIMENSIONS	
	W	D	H	W	D	H	W	H
	IN 26.5	28	44	21.5	20	16-21	20	25.5
	MM 673	711	1118	546	508	406-533	508	648
			Ergonomic features: A, B, C, M, N, S		RTA 8		courier	
				CANADA 1-800-387-0000		Ergonomics		

CAMAN



model MVL11886



model MVL11888

STANDARD FEATURES

- Canadian made.
- Welded steel frame in Black finish.
- Fixed arms with self-skinned urethane (SSU) armcaps.
- Dual wheel carpet casters (C65) are standard (except guest chairs).
- Seating surfaces can be upholstered in Luxhide bonded leather, in various colors or in all Global grade 1 seating textiles (see page 142).
- Compliant with the emissions guidelines set by the GREENGUARD Environmental Institute.
- Limited Lifetime Warranty (5-year exceptions apply - see page 146).
- Weight capacity for this series is 300 lbs.

TILTER CHAIR ADJUSTMENTS

- Center tilt with upright position tilt lock
- Tilt tension adjustment.
- Pneumatic seat height adjustment.

OPTIONAL FEATURES

- For hard surface flooring casters, please specify (C65R). Add \$21/set.

ALTERNATE TEXTILE OPTIONS

- Graded-in textiles are available. No minimum quantities. Contact Customer Service for pricing.

DESCRIPTION

MODEL# / FEATURES



High Back Tilter

Unit weight: 31 LB | 14.1 KG
Carton weight: 35 LB | 15.88 KG
Carton volume: 20.25 FT³ | 0.57 MT³

List price

MVL11886 512
Luxhide bonded leather
or fabric (previously MVL11886F)

Ergonomic features:
A, B, C, M, N, S

OVERALL DIMENSIONS			SEAT DIMENSIONS			BACK DIMENSIONS	
W	D	H	W	D	H	W	H
IN 25	27	40	20.5	18	16-20	19.5	22.5
MM 635	686	1016	521	457	406-508	495	572

RTA 00

2 per carton (pricing and specifications are for one chair)



Medium Back Guest Chair - Sled Base

Unit weight: 23 LB | 10.5 KG
Carton weight: 27 LB | 12.25 KG
Carton volume: 20.25 FT³ | 0.57 MT³

Ergonomic features:
M, N

OVERALL DIMENSIONS			SEAT DIMENSIONS			BACK DIMENSIONS	
W	D	H	W	D	H	W	H
IN 24.5	25	33	20	18	17	20	17
MM 622	635	838	508	457	432	508	432

RTA 00

2 per carton (pricing and specifications are for one chair)



CARLETON



model OTG11359

STANDARD FEATURES

- Available in high back and extended high back models.
- S-curve back shape for support of lumbar, shoulders and head.
- Contoured seat with waterfall seat front.
- Standard with height adjustable T-arms with durable self-skinned urethane (SSU) armcaps.
- Dual wheel carpet casters (C1) are standard.
- Seating surfaces are upholstered in Graphite polyester only.
- Compliant with the emissions guidelines set by the GREENGUARD Environmental Institute.
- Limited Lifetime Warranty (2-year exceptions apply - see page 146).
- Weight capacity for this series is 300 lbs.

CHAIR ADJUSTMENTS

- Center tilt with upright position tilt lock.
- Tilt tension adjustment.
- Pneumatic seat height adjustment.

OPTIONAL FEATURES

- Hard surface flooring casters (**C9R**) can be purchased separately. Add \$96/set.

DESCRIPTION

MODEL# / FEATURES





High Back Tilter
Unit weight: 35 LB | 15.9 KG
Carton weight: 42 LB | 19.05 KG
Carton volume: 6.5 FT³ | 0.18 MT³

OTG11358

List price

622

OVERALL DIMENSIONS				SEAT DIMENSIONS			BACK DIMENSIONS	
	W	D	H	W	D	H	W	H
IN	25	27.5	43	19.5	19	18.5-22.5	19	22.5
MM	635	699	1092	495	483	470-572	483	572
courier			1 per carton					
								



Extended High Back Tilter
Unit weight: 35.5 LB | 16.1 KG
Carton weight: 43 LB | 19.5 KG
Carton volume: 7 FT³ | 0.19 MT³

OTG11359

List price

654

OVERALL DIMENSIONS			SEAT DIMENSIONS			BACK DIMENSIONS		
	W	D	H	W	D	H	W	H
IN	25	28	47	19.5	19	18.5-22.5	19	28
MM	635	711	1194	495	483	470-572	483	711
Ergonomic features:			A, B, C, H, M, N, S			Ergonomic features:		
A, B, C, H, M, N, S			1 per carton			GREENGUARD		



CENTRO



model OTG3915

STANDARD FEATURES

- Multi-purpose guest chair.
- Durable oval steel four-legged frame.
- Contoured back and seat cushions with waterfall seat edge.
- Upholstered armcaps.
- Seating surfaces are upholstered in Black Luxhide bonded leather.
- Compliant with the emissions guidelines set by the GREENGUARD Environmental Institute.
- Limited Lifetime Warranty (2-year exceptions apply - see page 146).
- Weight capacity for this series is 300 lbs.

DESCRIPTION		MODEL# / FEATURES										
		List price										
	OTG3915	425										
		OVERALL DIMENSIONS			SEAT DIMENSIONS			BACK DIMENSIONS				
		W	D	H	W	D	H	W	H			
		IN	24.5	27	33.5	21.5	18.5	17	21.5	16		
		MM	622	686	851	546	470	432	546	406		
Guest Chair												
Unit weight: 26 LB 11.8 KG												
Carton weight: 30 LB 13.61 KG												
Carton volume: 6.25 FT³ 0.17 MT³												
	Ergonomic features:											
	M, N											
		RTA 8		courier		1 per carton						

COBALT



model MVL2785

STANDARD FEATURES

- General purpose medium back tilter. Canadian made.
- Standard with height adjustable T-arms with durable self-skinned urethane (SSU) armcaps.
- Dual wheel carpet casters (C65) are standard.
- Seating surfaces can be upholstered in Luxhide bonded leather, in various colors or in all Global grade 1 seating textiles (see page 142).
- Compliant with the emissions guidelines set by the GREENGUARD Environmental Institute.
- Limited Lifetime Warranty (5-year exceptions apply - see page 146).
- Weight capacity for this series is 300 lbs.

CHAIR ADJUSTMENTS

- Center tilt with upright position tilt lock.
- Tilt tension adjustment.
- Pneumatic seat height adjustment.

OPTIONAL FEATURES





- For hard surface flooring casters, please specify (C65R). Add \$21/set.

DESCRIPTION

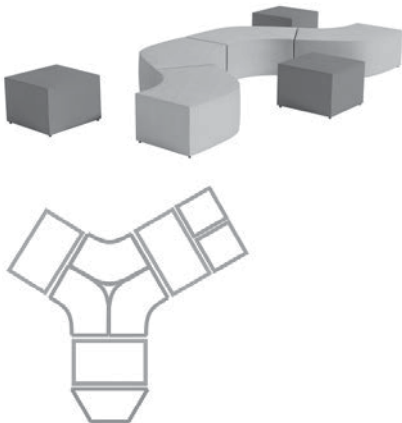
MODEL# / FEATURES



Medium Back Tilter
Unit weight: 35 LB | 15.9 KG
Carton weight: 40 LB | 18.14 KG
Carton volume: 5.5 FT³ | 0.15 MT³

List price								
MVL2785		460						
Luxhide bonded leather or fabric (previously MVL2785F)								
OVERALL DIMENSIONS				SEAT DIMENSIONS			BACK DIMENSIONS	
	W	D	H	W	D	H	W	H
IN	25.5	24.5	36	20	17	15.5-19.5	18.5	18
MM	648	622	914	508	432	394-495	470	457
Ergonomic features:		RTA 2		courier		1 per carton		
A, B, C, H, M, N, S						 		

CRAFT



Sample layout
Two square units, three rectangle units, three curve-120 degree units, one wedge unit



3-way layout
Three curve-120 degree units, three half round units and three round units



Collaborative pod layout
Six wedge units



Collaborative layout
Six curve-120 degree units, six round units



Sample layout
Two wedge units



Sample layout
Two half round units

STANDARD FEATURES

- Craft is a modular lounge seating series that is easy to configure, durable and ideal for open spaces.
- Modular non-handed components, can be reconfigured to suit your space.
- Curve-120 degree units can create 3-way and collaborative pod configurations.
- Cushions are fully upholstered and mounted on 1.5" high nylon glides.
- Can be upholstered in all Global grade 1 seating textiles or in Luxhide bonded leather (see page 142).
- Compliant with the emissions guidelines set by the GREENGUARD Environmental Institute.
- Limited Lifetime Warranty (5-year exceptions apply - see page 146).
- Weight capacity for this series is 300 lbs. per seat.

OPTIONAL FEATURES

- For dual wheel carpet casters, please specify (C107). Add \$42.
- For hard surface flooring casters, please specify (C107R). Add \$59.

ALTERNATE TEXTILE OPTIONS

- Graded-in textiles are available. No minimum quantities. Contact Customer Service for pricing.

COMPLIMENTARY TABLES AVAILABLE

- Perfect partner for Craft Seating (see page 29).

DESCRIPTION

MODEL# / FEATURES

List price

MVL13007

397



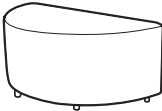
Round 20" Unit
Unit weight: 17 LB | 7.7 KG
Carton weight: 23 LB | 10.43 KG
Carton volume: 5.25 FT³ | 0.14 MT³

OVERALL DIMENSIONS				SEAT DIMENSIONS			BACK DIMENSIONS	
	W	D	H	W	D	H	W	H
IN	20	20	17.5	-	-	-	-	-
MM	508	508	445	-	-	-	-	-
RTA 1			courier	1 per carton		CANADA DESIGNED & MANUFACTURED	GREENGUARD CERTIFIED	

List price

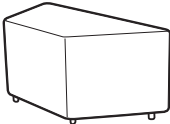
MVL13008

518



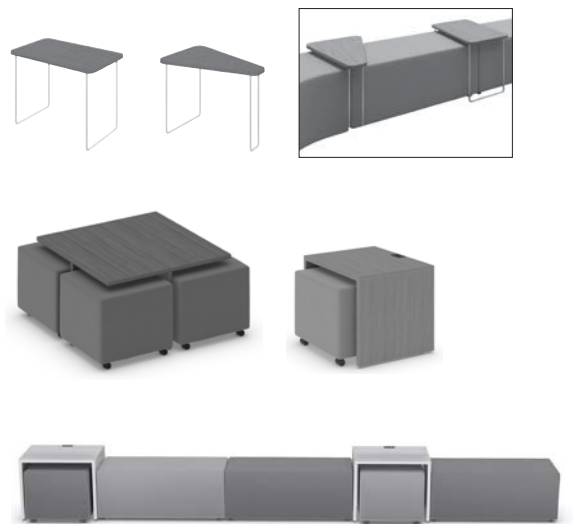
Half Round 40" Unit
Unit weight: 33 LB | 15 KG
Carton weight: 41 LB | 18.6 KG
Carton volume: 9.5 FT³ | 0.26 MT³

OVERALL DIMENSIONS				SEAT DIMENSIONS			BACK DIMENSIONS	
	W	D	H	W	D	H	W	H
IN	40	21	17.5	-	-	-	-	-
MM	1016	533	445	-	-	-	-	-
RTA 1			courier	1 per carton		CANADA	GREENGUARD	

DESCRIPTION		MODEL# / FEATURES									
	MVL13009	List price									
		518									
		OVERALL DIMENSIONS			SEAT DIMENSIONS			BACK DIMENSIONS			
		W	D	H	W	D	H	W	H		
		IN 40 MM 1016	17.75 451	17.5 445	-	-	-	-	-		
Wedge Unit Unit weight: 29 LB 13.2 KG Carton weight: 37 LB 16.78 KG Carton volume: 8 FT³ 0.22 MT³		RTA 1		courier		1 per carton		CANADA COURTESY		CERTIFIED	

	MVL13010	List price												
610														
OVERALL DIMENSIONS			SEAT DIMENSIONS			BACK DIMENSIONS								
W	D	H	W	D	H	W	H							
IN 43.5 MM 1105	27.5 699	17.5 445	-	-	-	-	-							
Curve-120 Degree Unit Unit weight: 37 LB	16.8 KG Carton weight: 49 LB	22.23 KG Carton volume: 13.25 FT³	0.37 MT³		RTA 1		1 per carton		CANADA COURTESY		CERTIFIED			
	MVL13011	List price												
487														
OVERALL DIMENSIONS			SEAT DIMENSIONS			BACK DIMENSIONS								
W	D	H	W	D	H	W	H							
IN 40 MM 1016	20 508	17.5 445	-	-	-	-	-							
Rectangle Unit Unit weight: 37 LB	16.8 KG Carton weight: 47 LB	21.32 KG Carton volume: 9.5 FT³	0.26 MT³		RTA 1		courier		1 per carton		CANADA COURTESY		CERTIFIED	
	MVL13012	List price												
366														
OVERALL DIMENSIONS			SEAT DIMENSIONS			BACK DIMENSIONS								
W	D	H	W	D	H	W	H							
IN 20 MM 508	20 508	17.5 445	-	-	-	-	-							
Square Unit Unit weight: 22 LB	10 KG Carton weight: 28 LB	12.7 KG Carton volume: 5.25 FT³	0.14 MT³		RTA 1		courier		1 per carton		CANADA COURTESY		CERTIFIED	

CRAFT TABLES



STANDARD FEATURES

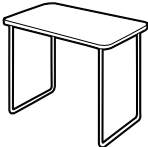
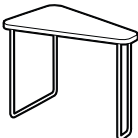
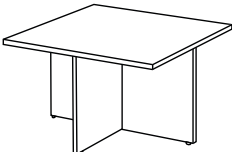
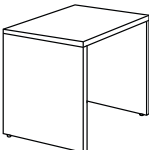
- Craft tables are the perfect partner to Craft seating products in creating casual meeting solutions for today's workplace and learning environments.
- Overtables are designed to overlap Craft seating units or to be used alone. Overtables are easy to move wherever needed.
- Coffee and side tables provide a convenient place to set your drinks, a light lunch or your personal devices during an impromptu discussion.
- Coffee and side tables help to anchor a space and provide nesting spaces to keep the area tidy when mobile Craft cubes are not in use.
- Side tables are optional with cutouts to accommodate to power or USB charging modules. Modules to be ordered separately.

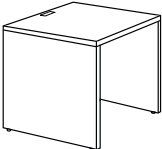
FINISHES

- Docking tables may be ordered in any of the standard laminate finishes below; including two-tone where the top is in one finish and the base in another at no upcharge.
 - Overtable tops may be ordered in any of the standard laminate finishes below. Legs in are Chrome finish only.
- | | | | |
|-----|-----------------|-----|-----------------|
| ACJ | Absolute Acajou | NBL | Noce Bionco |
| ASN | Asian Night | NGL | Noce Grigio |
| AWC | Avant Cherry | NEL | Noce Leggero |
| AWH | Avant Honey | NML | Noce Medio |
| CMB | Clear Maple | SKC | Shaker Cherry |
| DES | Dark Espresso | TWL | Tiger Walnut |
| DWT | Designer White | WHC | White Chocolate |
| HGT | Hayden Grey | WCR | Winter Cherry |

CONSTRUCTION

- **Docking tables:**
 - 1" thick thermally fused laminate surfaces with 2mm thick matching edgeband.
 - Equipped with levelers for uneven surfaces.
 - When square cubes are fully nested, the cubes extend 3" beyond the perimeter of the laminate as an invitation to be pulled out and used again.
- **Overtables:**
 - 1 1/16" thick thermally fused laminate top with matching self edge.
 - 1/2" diameter steel wire legs. Legs include clear polycarbonate glides.
 - Sized to overlap Craft seating.

CRAFT TABLES	MODEL #	DIMENSIONS IN MM	WEIGHT LB KG	VOLUME FT ³ MT ³	LIST PRICE
	MVL13021	W x D x H			
		16 x 26 x 19	16.5	1.2	\$494
		406 x 660 x 483	7.48	0.03	
Rectangular Overtable					
Lightweight table designed to overlap Craft seating units on pages 27-28. Shipped easy to assemble in 1 carton.					
	MVL13022	5.25-16 x 26 x 19	12.5	1.2	\$458
		133-406 x 660 x 483	5.67	0.03	
Wedge Overtable					
Lightweight table designed to overlap Craft seating units on pages 27-28. Top tapers from 16" at the wide end to 5.25" at the narrow end. Shipped easy to assemble in 1 carton.					
	ML35SCDK	35 x 35 x 19.5	78	2.2	\$456
		889 x 889 x 495	35.38	0.06	
Square Cube Docking Table					
Provides nesting space for four MVL13007 (round) or MVL13012 (square) Craft units. Assembly required.					
	ML2418CDK	24 x 18.2 x 19.5	53	2.1	\$325
		610 x 462 x 495	24.04	0.05	
Single Docking Table					
Provides nesting space for one MVL13007, MVL13012 or MVL13011 Craft units. Shipped assembled.					



CRAFT TABLES	MODEL #	DIMENSIONS ^{IN} _{MM}	WEIGHT ^{LB} _{KG}	VOLUME ^{FT³} _{MT³}	LIST PRICE
	ML2420CDKP	W x D x H			
		24 x 20.5 x 19.5	55	2.1	\$338
		610 x 521 x 495	24.95	0.05	

Single Docking Table with cut-out

Provides nesting space for one MVL13007, MVL13012 or MVL13011 Craft units. Inset back to hide cables and cut-out designed to accept mini power model MVCOVSM2(S/B) OR MVCOV1U(S/B) ordered separately. Shipped assembled.

POWER / DATA

MVCOVSM2B	2.25 x 3.75 x 3.12 57 x 95 x 791.07	2.35 0.01	0.5	\$313
MVCOVSM2S	2.25 x 3.75 x 3.12 57 x 95 x 791.07	2.35 0.01	0.5	\$313



Mini Power Block Mini Power/USB Block

With USB Block				
MVCOV1UB	2.25 x 3.75 x 3.12 57 x 95 x 791.07	2.35 0.01	0.5	\$494
MVCOV1US	2.25 x 3.75 x 3.12 57 x 95 x 791.07	2.35 0.01	0.5	\$494

Designed to retrofit into an existing grommet cut-out to bring power to the desktop. Fits in 3.27" x 1.9" cut-out (FOG, POG) and mounts to 0.5" to 2" thick surface. ETL listed. Available in Black (**B**) or Silver (**S**) as indicated by last character of model number. 9' power cord with 90° flat plug with 45° rotation.

MVCOVSM2B/S includes two 12A, 120 VAC spill resistant power receptacles.

MVCOV1UB/S includes one 12A, 120 VAC spill resistant power receptacle and two 2.1A (11W) USB charging ports.

DANIO



model MVL2720



model MVL2721

STANDARD FEATURES

- Canadian made task chairs.
- Hinged auto-adjust back with scuff resistant outer shroud.
- Thick foam and decorative stitch details.
- Standard with height adjustable T-arms with durable self-skinned urethane (SSU) armcaps (except armless models).
- Height adjustable chair is equipped with an adjustable Chrome footrest.
- Dual wheel carpet casters (C65) are standard.
- Can be upholstered in all Global grade 1 seating textiles with the exception of Luxhide (see page 142).
- Compliant with the emissions guidelines set by the GREENGUARD Environmental Institute.
- Limited Lifetime Warranty (5-year exceptions apply - see page 146).
- Weight capacity for this series is 300 lbs.

CHAIR ADJUSTMENTS

- Height adjustable back.
- Pneumatic seat height adjustment.
- Seat depth adjustment.

OPTIONAL FEATURES

- For hard surface flooring casters, please specify (C65R). Add \$21/set.
- Bantam is a durable, bleach cleanable (9:1) vinyl, but due to the stiff nature of the textile, this vinyl is prone to bunching and will not upholster as smoothly as other coverings in this series.

DESCRIPTION

MODEL# / FEATURES



Armless Task

Unit weight: 21 LB | 9.5 KG
Carton weight: 24 LB | 10.89 KG
Carton volume: 4.9 FT³ | 0.13 MT³

List price
MVL2720
Fabric 251

Ergonomic features:
C, D, E, M, N

OVERALL DIMENSIONS			SEAT DIMENSIONS			BACK DIMENSIONS	
W	D	H	W	D	H	W	H
IN 18.5	22.5	34	18.5	16.5-18	16-21	17	16-17.5
MM 470	572	864	470	419-457	406-533	432	406-445
RTA 2			courier			CANADA GREENGUARD	
			1 per carton				



Task w/Arms

Unit weight: 33 LB | 15 KG
Carton weight: 36 LB | 16.33 KG
Carton volume: 5.75 FT³ | 0.16 MT³

List price
MVL2721
Fabric 343

Ergonomic features:
C, D, E, H, M, N

OVERALL DIMENSIONS			SEAT DIMENSIONS			BACK DIMENSIONS	
W	D	H	W	D	H	W	H
IN 24	22.5	34	18.5	16.5-18	16-21	17	16-17.5
MM 610	572	864	470	419-457	406-533	432	406-445
RTA 2			courier			CANADA GREENGUARD	
			1 per carton				



Armless Height Adjustable Task

Unit weight: 33 LB | 15 KG
Carton weight: 37 LB | 16.78 KG
Carton volume: 6.75 FT³ | 0.19 MT³

List price
MVL2723
Fabric 439

Ergonomic features:
C, D, E, M, N

OVERALL DIMENSIONS			SEAT DIMENSIONS			BACK DIMENSIONS	
W	D	H	W	D	H	W	H
IN 24	22.5	43	18.5	16.5-18	23-33	16.5	16-17.5
MM 610	572	1092	470	419-457	584-838	419	406-445
RTA 2			courier			CANADA GREENGUARD	
			1 per carton				



Height Adjustable T-Arms - 1 pair

Unit weight: 8 LB | 3.6 KG
Carton weight: 10 LB | 4.54 KG
Carton volume: 1.3 FT³ | 0.03 MT³

List price
MVL2784 119

OVERALL DIMENSIONS			SEAT DIMENSIONS			BACK DIMENSIONS	
W	D	H	W	D	H	W	H
IN 3	10	12	-	-	-	-	-
MM 76	254	305	-	-	-	-	-
RTA 00			courier				
			1 pair per carton (pricing is for the pair, specifications are for one arm)				

DASH



model OTG11760B

STANDARD FEATURES

- Multi-purpose guest/occasional chair.
- Durable welded four-legged steel frame.
- Black mesh back with Black mesh fabric (MS20) seat.
- Nylon armcaps.
- Generous proportions.
- Compliant with the emissions guidelines set by the GREENGUARD Environmental Institute.
- Shipped knocked down (KD) - easy to assemble.
- Limited Lifetime Warranty (2-year exceptions apply - see page 146).
- Weight capacity for this series is 300 lbs.

DESCRIPTION

MODEL# / FEATURES



Guest Chair, Mesh Back and Uph Seat

Unit weight: 21 LB | 9.5 KG
Carton weight: 26 LB | 11.79 KG
Carton volume: 3.9 FT³ | 0.11 MT³

Ergonomic features:
M, N

List price

OTG11760B

335

OVERALL DIMENSIONS

W

D

H

IN 23.5
MM 597

23.5
597

34
864

SEAT DIMENSIONS

W

D

H

19.5
495

17.5
445

17.5
445

BACK DIMENSIONS

W

H

19
483

16.5
419

RTA 8



1 per carton



DORI 2



model OTG1220B

STANDARD FEATURES

- Multi-purpose stacking chairs.
- Strong welded steel frame in Chrome finish.
- Durable and easy to clean polypropylene back and seat. Available in Black only.
- Armchair has fiberglass reinforced polypropylene arms.
- Stackable up to 5 high on floor.
- Shipped fully assembled.
- Compliant with the emissions guidelines set by the GREENGUARD Environmental Institute.
- Limited Lifetime Warranty (2-year exceptions apply - see page 146).
- Weight capacity for this series is 300 lbs.

DESCRIPTION

MODEL# / FEATURES



Stacking Armchair

Unit weight: 15 LB | 6.8 KG
Carton weight: 17 LB | 7.71 KG
Carton volume: 14.5 FT³ | 0.41 MT³

Stacks 5 high.

List price

OTG1220B

232

OVERALL DIMENSIONS

W

D

H

IN 22.5
MM 572

21
533

30.5
775

SEAT DIMENSIONS

W

D

H

16.5
419

16
406

16
406

BACK DIMENSIONS

W

H

18
457

15.5
394

RTA 00

4 per carton (pricing and specifications are for one chair)



Armless Stacking Chair

Unit weight: 13 LB | 5.9 KG
Carton weight: 15 LB | 6.8 KG
Carton volume: 12.25 FT³ | 0.34 MT³

Stacks 5 high.

List price

OTG1221B

214

OVERALL DIMENSIONS

W

D

H

IN 18
MM 457

21
533

30.5
775

SEAT DIMENSIONS

W

D

H

16.5
419

16
406

16
406

BACK DIMENSIONS

W

H

18
457

15.5
394

RTA 00



4 per carton (pricing and specifications are for one chair)



EOR



model OTG3930B



model OTG3920B

STANDARD FEATURES

- Multi-purpose guest chair.
- Durable steel four-legged frame.
- Contoured back and seat cushions with waterfall seat edge.
- Welcoming soft self-skinned polyurethane armcaps.
- Seat shroud provides a clean overall finish.
- Seating surfaces are upholstered in Black Luxhide bonded leather.
- Mesh back is available in Black only.
- Compliant with the emissions guidelines set by the GREENGUARD Environmental Institute.
- Limited Lifetime Warranty (2-year exceptions apply - see page 146).
- Weight capacity for this series is 300 lbs.

FINCH



model MVL11703

model MVL11704

STANDARD FEATURES



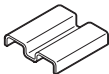
- Oval tube steel frame available in monochromatic Black only.
- Molded plastic seat and outer back shell.
- All models stack 8 high on the floor.
- Stacked chairs may leave frame impressions in chair(s) below.
- Ganging clamp model MVL11705 can be used on Finch models. Use one clamp for armless model. Use two clamps on armchair applied on front and rear legs.
- Can be upholstered in all Global grade 1 seating textiles or in Luxhide bonded leather (see page 142).
- Compliant with the emissions guidelines set by the GREENGUARD Environmental Institute.
- Limited Lifetime Warranty (5-year exceptions apply - see page 146).
- Weight capacity for this series is 300 lbs.

OPTIONAL FEATURES

- For hard surface flooring, please specify non-marking glides (**NM**). No upcharge.

ALTERNATE TEXTILE OPTIONS

- Graded-in textiles are available. No minimum quantities. Contact Customer Service for pricing.

DESCRIPTION		MODEL# / FEATURES									
		List price									
	MVL11703	286									
	Stacking Armchair Unit weight: 16 LB 7.3 KG Carton weight: 17.33 LB 7.86 KG Carton volume: 14.5 FT³ 0.41 MT³	Upholstered seat and back. Stacks 8 high on floor or dolly.									
				OVERALL DIMENSIONS		SEAT DIMENSIONS		BACK DIMENSIONS			
				W	D	H	W	D	H	W	H
		IN	21.25	23	32	18	18	18	18	14	
		MM	540	584	813	457	457	457	457	356	
		RTA 00		3 per carton (pricing and specifications are for one chair)							
		List price									
		List price									
	MVL11704	263									
	Armless Stacking Chair Unit weight: 15 LB 6.8 KG Carton weight: 16.67 LB 7.56 KG Carton volume: 14.5 FT³ 0.41 MT³	Upholstered seat and back. Stacks 8 high on floor or dolly.									
				OVERALL DIMENSIONS		SEAT DIMENSIONS		BACK DIMENSIONS			
				W	D	H	W	D	H	W	H
		IN	21	23	30.5	18	15	18.5	17	14.5	
		MM	533	584	775	457	381	470	432	368	
		RTA 00		3 per carton (pricing and specifications are for one chair)							
		List price									
		List price									
	MVL11705	65									
	Ganging Clamp Unit weight: 0.25 LB 0.1 KG Carton weight: 0.3 LB 0.14 KG Carton volume: 0.08 FT³ 0.002 MT³										
				OVERALL DIMENSIONS		SEAT DIMENSIONS		BACK DIMENSIONS			
				W	D	H	W	D	H	W	H
		IN	3.41	3.16	0.75	-	-	-	-	-	
		MM	87	80	19	-	-	-	-	-	
		RTA 00		10 per carton (pricing and specifications are for one clamp)							

FORMAT



model MVL3191



model MVL3192

STANDARD FEATURES

- Synchro-tilter chairs with mesh back and upholstered seat. Canadian made.
- Standard with height and width adjustable arms with soft self-skinned urethane (SSU) armcaps that slide forward and backward.
- Dual wheel carpet casters (C1) are standard.
- Air flow mesh back is available in Black only.
- Seating surface can be upholstered in Luxhide bonded leather, in various colors or in all Global grade 1 seating textiles (see page 142).
- MVL3192 features an adjustable headrest which tilts and moves up and down to fit comfortably into the curve of the neck.
- Compliant with the emissions guidelines set by the GREENGUARD Environmental Institute.
- Limited Lifetime Warranty (5-year exceptions apply - see page 146).
- Weight capacity for this series is 300 lbs.

CHAIR ADJUSTMENTS

- Synchro tilt with upright position tilt lock.
- Tilt tension adjustment.
- Ratchet back height and headrest adjustment.
- Pneumatic seat height adjustment.

OPTIONAL FEATURES

- For hard surface flooring casters, please specify (C9R). Add \$21/set.

ALTERNATE TEXTILE OPTIONS

- Graded-in textiles are available (seat only). No minimum quantities. Contact Customer Service for pricing.





DESCRIPTION

MODEL# / FEATURES



High Back Synchro-Tilter, Mesh Back and Uph Seat





Unit weight: 43 LB | 19.5 KG
Carton weight: 54 LB | 24.49 KG
Carton volume: 10.5 FT³ | 0.29 MT³

List price								
MVL3191	696							
Luxhide bonded leather or fabric (previously MVL3191F)								
OVERALL DIMENSIONS			SEAT DIMENSIONS			BACK DIMENSIONS		
	W	D	H	W	D	H	W	H
IN	24.5	23	43	19.5	17.5	16-21	17.5	23-25.5
MM	622	584	1092	495	445	406-533	445	584-648
Ergonomic features:								
A, B, C, D, H, L, M, N, Q			 1 per carton					



High Back Synchro-Tilter w/Headrest, Mesh Back and Uph Seat

Unit weight: 45 LB | 20.5 KG
Carton weight: 56 LB | 25.4 KG
Carton volume: 11 FT³ | 0.31 MT³

List price								
MVL3192	774							
Luxhide bonded leather or fabric (previously MVL3192F)								
OVERALL DIMENSIONS			SEAT DIMENSIONS			BACK DIMENSIONS		
	W	D	H	W	D	H	W	H
IN	24.5	23	50.5	19.5	17.5	16-21	17.5	30-32.5
MM	622	584	1283	495	445	406-533	445	762-826
Ergonomic features:		RTA 2		courier		1 per carton		
A, B, C, D, H, L, M, N, Q								



Headrest for Format Chairs

Unit weight: 1 LB | 0.5 KG
Carton weight: 2 LB | 0.91 KG
Carton volume: 0.5 FT³ | 0.01 MT³

List price									
MVL3196		79							

FULL-TIME



model MVL2900

STANDARD FEATURES

- Canadian made, ergonomic seating.
- Extra thick seat foam and contoured back.
- Standard with height and width adjustable arms with self-skinned urethane (SSU) armcaps.
- Dual wheel carpet casters (C65) are standard.
- Can be upholstered in all Global grade 1 seating textiles with the exception of Luxhide (see page 142).
- Compliant with the emissions guidelines set by the GREENGUARD Environmental Institute.
- Limited Lifetime Warranty (5-year exceptions apply - see page 146).
- Weight capacity for this series is 300 lbs.

CHAIR ADJUSTMENTS

- Multi-tilter with infinite position tilt lock.
- Infinite position back and seat angle adjustments, including forward tilt.
- Back height adjustment.
- Pneumatic seat height adjustment.

OPTIONAL FEATURES

- For hard surface flooring casters, please specify **(C65R)**. Add \$21/set.
- For optional sliding seat depth adjustment, please specify **(MD)**. Add \$32.

ALTERNATE TEXTILE OPTIONS

- Graded-in textiles are available. No minimum quantities. Contact Customer Service for pricing.
- Bantam is a durable, bleach cleanable (9:1) vinyl, but due to the stiff nature of the textile, this vinyl is prone to bunching and will not upholster as smoothly as other coverings in this series.

DESCRIPTION



Medium Back Multi-Tilter
Unit weight: 50 LB | 22.7 KG
Carton weight: 56 LB | 25.4 KG
Carton volume: 10.5 FT³ | 0.29 MT³

MODEL# / FEATURES

List price								
MVL2900	669							
Fabric								
OVERALL DIMENSIONS			SEAT DIMENSIONS			BACK DIMENSIONS		
	W	D	H	W	D	H	W	H
IN	24.5	25	41	19.5	19	17.5-21.5	20	20-22
MM	622	635	1041	495	483	445-546	508	508-559
Ergonomic features:								
A, B, C, D, F, G, H, M, N, Q			RTA 2	courier	1 per carton	CANADA DESIGNED & MANUFACTURED	GREENGUARD CERTIFIED	

GENNEX



model OTG11340



model OTG11341

STANDARD FEATURES

- Multi-purpose guest/nesting chairs feature a flip up seat allowing chairs to stack horizontally.
- Durable Black steel frame.
- Black mesh back.
- Models with arms or without arms are available. Armchair features Black polyurethane armcaps.
- Dual wheel carpet casters are standard.
- Seat can be upholstered in all Global grade 1 seating textiles or in Luxhide bonded leather (see page 142).
- Compliant with the emissions guidelines set by the GREENGUARD Environmental Institute.
- Limited Lifetime Warranty (5-year exceptions apply - see page 146).
- Weight capacity for this series is 300 lbs.

OPTIONAL FEATURES

- Hard surface flooring casters (**C9RSET4**) can be purchased separately. Add \$76/set.

ALTERNATE TEXTILE OPTIONS

- Graded-in textiles are available (seat only). No minimum quantities. Contact Customer Service for pricing.

DESCRIPTION

MODEL# / FEATURES



Nesting Guest Armchair w/Casters, Mesh Back and Uph Seat




Unit weight: 24 LB | 10.9 KG
Carton weight: 29 LB | 13.15 KG
Carton volume: 15.75 FT³ | 0.44 MT³

Ergonomic features:
M, N

List price

OTG11340

568

OVERALL DIMENSIONS			SEAT DIMENSIONS			BACK DIMENSIONS			
	W	D	H	W	D	H	W	H	
IN	25.5	22	33	17.5	16.5	20.5	17	15	
MM	648	559	838	445	419	521	432	381	
						2 per carton (pricing and specifications are for one chair)			



Armless Nesting Guest Chair w/Casters, Mesh Back and Uph Seat




Unit weight: 21 LB | 9.5 KG
Carton weight: 25.5 LB | 11.57 KG
Carton volume: 13.25 FT³ | 0.37 MT³

Ergonomic features:
M, N

List price

OTG11341

511

OVERALL DIMENSIONS			SEAT DIMENSIONS			BACK DIMENSIONS			
	W	D	H	W	D	H	W	H	
IN	22	22	33	17.5	16.5	20.5	17	15	
MM	559	559	838	445	419	521	432	381	
						2 per carton (pricing and specifications are for one chair)			

GEO



model OTG11641B

STANDARD FEATURES

- Value priced, quality mesh seating.
- Scuff resistant arched base.
- Standard with height adjustable arms with durable self-skinned urethane (SSU) armcaps.
- Tilter chair features fixed loop style polypropylene arms.
- Dual wheel carpet casters (C65) are standard.
- All models have a Black mesh back.
- Seat is upholstered in Black mesh fabric (MS20).
- Compliant with the emissions guidelines set by the GREENGUARD Environmental Institute.
- Limited Lifetime Warranty (2-year exceptions apply - see page 146).
- Weight capacity for this series is 300 lbs.

CHAIR ADJUSTMENTS

- **Tilter chair**
 - Center tilt with upright position tilt lock.
 - Tilt tension adjustment.
 - Pneumatic seat height adjustment.
- **Synchro-tilter chair**
 - Synchro tilt with upright position tilt lock.
 - Tilt tension adjustment.
 - Pneumatic seat height adjustment.

OPTIONAL FEATURES

- Hard surface flooring casters (**C65R**) can be purchased separately. Add \$96/set.

DESCRIPTION

MODEL# / FEATURES



LB Tilter, Mesh Back and Uph Seat




Unit weight: 26 LB | 11.8 KG
Carton weight: 30 LB | 13.61 KG
Carton volume: 3.75 FT³ | 0.1 MT³

OTG11636B
Black mesh fabric

Ergonomic features:
A, B, C, M, N, S

List price

422

OVERALL DIMENSIONS			SEAT DIMENSIONS			BACK DIMENSIONS		
	W	D	H	W	D	H	W	H
IN	22	21	38	18.5	16.5	16.5-20.5	17.5	19
MM	559	533	965	470	419	419-521	445	483
						1 per carton		
								

HARDY



model OTG13080

STANDARD FEATURES



- Light lounge swivel chair.
- Aluminum base with Chrome finished cylinder
- Black nylon glides are standard on model OTG13080.
- Dual wheel casters are standard on model OTG13081. Acceptable for use on hard surface flooring.
- Can be upholstered in all Global grade 1 seating textiles or in Luxhide bonded leather (see page 142).
- Limited Lifetime Warranty (5-year exceptions apply - see page 146).
- Weight capacity for this series is 300 lbs.

CHAIR ADJUSTMENTS

- Pneumatic seat height adjustment.

ALTERNATE TEXTILE OPTIONS

- Graded-in textiles are available. No minimum quantities. Contact Customer Service for pricing.

DESCRIPTION		MODEL# / FEATURES										
 Swivel Lounge w/Glides Unit weight: 27 LB 12.3 KG Carton weight: 32 LB 14.51 KG Carton volume: 9.25 FT³ 0.26 MT³		List price										
		OTG13080	1017									
		OVERALL DIMENSIONS		SEAT DIMENSIONS			BACK DIMENSIONS					
			W	D	H	W	D	H	W	H		
				IN	25	26	33	15.5	17.5	16.5-20.5	14	14.5
				MM	635	660	838	394	445	419-521	356	368
				Ergonomic features:		RTA 1		courier		1 per carton		
				C, M, N								
 Swivel Lounge w/Casters Unit weight: 27 LB 12.3 KG Carton weight: 32 LB 14.51 KG Carton volume: 9.25 FT³ 0.26 MT³		List price										
		OTG13081	1017									
		OVERALL DIMENSIONS		SEAT DIMENSIONS			BACK DIMENSIONS					
			W	D	H	W	D	H	W	H		
				IN	25	26	33	15.5	17.5	16.5-20.5	14	14.5
				MM	635	660	838	394	445	419-521	356	368
				Ergonomic features:		RTA 1		courier		1 per carton		
				C, M, N								

IBEX



model MVL2801



model MVL2814



model MVL2807



model MVL2809

STANDARD FEATURES

- Ergonomic mesh seating designed to promote good posture and provide maximum comfort. Designed by Zooney Chu, Canadian made.
- Available with four different mechanism options: synchro-tilter, multi-tilter, tilter and task. Height adjustable chairs available with task mechanism only.
- Standard with height adjustable T-arms with self-skinned urethane (SSU) armcaps (except armless and guest chairs).
- Dual wheel carpet casters (C1) are standard (except four-legged guest chairs).
- Guest chairs have polymer armcaps (except armless models), a welded steel wall saver frame and are shipped fully assembled.
- Mesh back and mesh seat models can only be upholstered in Black mesh (MS69).
- Mesh back and upholstered seat models: Mesh back is available in Black (MS69) only and seating surface can be upholstered in Luxhide bonded leather (various colors) or in all Global grade 1 seating textiles (see page 142).
- Compliant with the emissions guidelines set by the GREENGUARD Environmental Institute.
- Limited Lifetime Warranty (5-year exceptions apply - see page 146).
- Weight capacity for this series is 300 lbs.

OPTIONAL FEATURES









- For hard surface flooring casters, please specify (C9R). Add \$21/set.
- For optional sliding seat depth adjustment on multi-tilter chairs, please specify (MD). Add \$32.






ALTERNATE TEXTILE OPTIONS


















- Graded-in textiles are available. No minimum quantities. Contact Customer Service for pricing.






CHAIR ADJUSTMENTS







- **Synchro-tilter chairs**
 - Synchro tilt with multi-position tilt lock.
 - Tilt tension adjustment.
 - Adjustable lumbar support.
 - Pneumatic seat height adjustment.
- **Multi-tilter chairs**
 - Infinite position tilt lock.
 - Tilt tension adjustment.
 - Infinite back and seat angle adjustment.
 - Adjustable lumbar support.
 - Pneumatic seat height adjustment.
- **Tilter chairs**
 - Center tilt with upright position tilt lock.
 - Tilt tension adjustment.
 - Seat depth adjustment.
 - Adjustable lumbar support.
 - Pneumatic seat height adjustment.
- **Task chairs**
 - Seat depth adjustment.
 - Adjustable lumbar support.
 - Pneumatic seat height adjustment.
- **Height adjustable chairs**
 - Task mechanism.
 - Adjustable lumbar support.
 - Pneumatic seat height adjustment.
 - Height adjustable Chrome footrest.






DESCRIPTION	MODEL# / FEATURES																																				
	List price																																				
	MVL2801	781																																			
	Luxhide bonded leather or fabric (previously MVL2801F)																																				
	<table><tr><th colspan="3">OVERALL DIMENSIONS</th><th colspan="3">SEAT DIMENSIONS</th><th colspan="2">BACK DIMENSIONS</th></tr><tr><th></th><th>W</th><th>D</th><th>H</th><th>W</th><th>D</th><th>H</th><th>W</th><th>H</th></tr><tr><td>IN</td><td>26</td><td>26.5</td><td>39.5</td><td>20</td><td>18.5</td><td>16.5-21.5</td><td>19.5</td><td>20.5</td></tr><tr><td>MM</td><td>660</td><td>673</td><td>1003</td><td>508</td><td>470</td><td>419-546</td><td>495</td><td>521</td></tr></table>		OVERALL DIMENSIONS			SEAT DIMENSIONS			BACK DIMENSIONS			W	D	H	W	D	H	W	H	IN	26	26.5	39.5	20	18.5	16.5-21.5	19.5	20.5	MM	660	673	1003	508	470	419-546	495	521
	OVERALL DIMENSIONS			SEAT DIMENSIONS			BACK DIMENSIONS																														
	W	D	H	W	D	H	W	H																													
IN	26	26.5	39.5	20	18.5	16.5-21.5	19.5	20.5																													
MM	660	673	1003	508	470	419-546	495	521																													
<p>Synchro-Tilter, Mesh Back and Uph Seat Unit weight: 42 LB 19.1 KG Carton weight: 51 LB 23.13 KG Carton volume: 10.5 FT³ 0.29 MT³</p> <p>Ergonomic features: A, B, C, D, H, L, M, N</p> <div><div>RTA 2</div><div> 1 per carton</div><div></div><div></div></div>																																					
	List price																																				
	MVL2803	851																																			
	Luxhide bonded leather or fabric (previously MVL2803F)																																				
	<table><tr><th colspan="3">OVERALL DIMENSIONS</th><th colspan="3">SEAT DIMENSIONS</th><th colspan="2">BACK DIMENSIONS</th></tr><tr><th></th><th>W</th><th>D</th><th>H</th><th>W</th><th>D</th><th>H</th><th>W</th><th>H</th></tr><tr><td>IN</td><td>26</td><td>27</td><td>39.5</td><td>20</td><td>18.5</td><td>17.5-22.5</td><td>19.5</td><td>20</td></tr><tr><td>MM</td><td>660</td><td>686</td><td>1003</td><td>508</td><td>470</td><td>445-572</td><td>495</td><td>508</td></tr></table>		OVERALL DIMENSIONS			SEAT DIMENSIONS			BACK DIMENSIONS			W	D	H	W	D	H	W	H	IN	26	27	39.5	20	18.5	17.5-22.5	19.5	20	MM	660	686	1003	508	470	445-572	495	508
	OVERALL DIMENSIONS			SEAT DIMENSIONS			BACK DIMENSIONS																														
	W	D	H	W	D	H	W	H																													
IN	26	27	39.5	20	18.5	17.5-22.5	19.5	20																													
MM	660	686	1003	508	470	445-572	495	508																													
<p>Multi-Tilter, Mesh Back and Uph Seat Unit weight: 47 LB 21.4 KG Carton weight: 56 LB 25.4 KG Carton volume: 10.5 FT³ 0.29 MT³</p> <p>Ergonomic features: A, B, C, D, F, G, H, M, N, S</p> <div><div>RTA 2</div><div> 1 per carton</div><div></div><div></div></div>																																					





DESCRIPTION		MODEL# / FEATURES	
	List price		
	MVL2804 Luxhide bonded leather or fabric (previously MVL2804F)		
Tilter, Mesh Back and Uph Seat Unit weight: 40 LB 18.2 KG Carton weight: 49 LB 22.23 KG Carton volume: 10.5 FT³ 0.29 MT³		Ergonomic features: A, B, C, D, E, H, M, N, S	
		RTA 2	
		courier	
		1 per carton	
		CANADA	
		certified	
	List price		
	MVL2806 Luxhide bonded leather or fabric (previously MVL2806F)		
Task, Mesh Back and Uph Seat Unit weight: 32 LB 14.5 KG Carton weight: 41 LB 18.6 KG Carton volume: 10.5 FT³ 0.29 MT³		Ergonomic features: C, D, E, H, M, N	
		RTA 2	
		courier	
		1 per carton	
		CANADA	
		certified	
	List price		
	MVL2807 Luxhide bonded leather or fabric (previously MVL2807F)		
Armless Height Adjustable, Mesh Back and Uph Seat Unit weight: 31 LB 14.1 KG Carton weight: 40 LB 18.14 KG Carton volume: 10.5 FT³ 0.29 MT³		Ergonomic features: C, D, M, N	
		RTA 2	
		courier	
		1 per carton	
		CANADA	
		certified	
	List price		
	MVL2808 Luxhide bonded leather or fabric (previously MVL2808F)		
Height Adjustable w/Arms, Mesh Back and Uph Seat Unit weight: 37 LB 16.8 KG Carton weight: 46 LB 20.87 KG Carton volume: 10.5 FT³ 0.29 MT³		Ergonomic features: C, D, H, M, N	
		RTA 2	
		courier	
		1 per carton	
		CANADA	
		certified	
	List price		
	MVL2809 Luxhide bonded leather or fabric (previously MVL2809F)		
Guest Chair, Mesh Back and Uph Seat Unit weight: 20 LB 9.1 KG Carton weight: 26 LB 11.79 KG Carton volume: 13.5 FT³ 0.38 MT³		Stacks 5 high.	
		Ergonomic features: M, N	
		RTA 00	
		1 per carton	
		CANADA	
		certified	

DESCRIPTION	MODEL# / FEATURES	
 Guest Chair w/Casters, Mesh Back and Uph Seat Unit weight: 20 LB 9.1 KG Carton weight: 26 LB 11.79 KG Carton volume: 13.5 FT³ 0.38 MT³	List price	
	MVL2809C Luxhide bonded leather or fabric (previously MVL2809CF)	
	696	
	Ergonomic features: M, N	
	<div><div>RTA 00</div><div>1 per carton</div><div></div></div>	
 Guest Bar Stool, Mesh Back and Uph Seat Unit weight: 25.5 LB 11.6 KG Carton weight: 36 LB 16.33 KG Carton volume: 20 FT³ 0.56 MT³	List price	
	MVL2809BSMU Luxhide bonded leather or fabric	
	855	
	Ergonomic features: M, N	
	<div><div>RTA 00</div><div>1 per carton</div><div></div></div>	
 Guest Bar Stool, Uph Back and Seat Unit weight: 25.5 LB 11.6 KG Carton weight: 36 LB 16.33 KG Carton volume: 20 FT³ 0.56 MT³	List price	
	MVL2809BSUU Luxhide bonded leather or fabric	
	959	
	Ergonomic features: M, N	
	<div><div>RTA 00</div><div>1 per carton</div><div></div></div>	
 Synchro-Tilter, Uph Back and Seat Unit weight: 42 LB 19.1 KG Carton weight: 51 LB 23.13 KG Carton volume: 10.5 FT³ 0.29 MT³	List price	
	MVL2811 Luxhide bonded leather or fabric (previously MVL2811F)	
	886	
	Ergonomic features: A, B, C, D, H, L, M, N	
	<div><div>RTA 2</div><div>1 per carton</div><div></div></div>	
 Multi-Tilter, Uph Back and Seat Unit weight: 47 LB 21.4 KG Carton weight: 56 LB 25.4 KG Carton volume: 10.5 FT³ 0.29 MT³	List price	
	MVL2813 Luxhide bonded leather or fabric (previously MVL2813F)	
	959	
	Ergonomic features: A, B, C, D, F, G, H, M, N, S	
	<div><div>RTA 2</div><div>1 per carton</div><div></div></div>	

DESCRIPTION		MODEL# / FEATURES	
	List price		
	MVL2814 Luxhide bonded leather or fabric (previously MVL2814F)		
Tilter, Uph Back and Seat Unit weight: 40 LB 18.2 KG Carton weight: 49 LB 22.23 KG Carton volume: 10.5 FT³ 0.29 MT³	Ergonomic features: A, B, C, D, E, H, M, N, S		
	List price		
	MVL2816 Luxhide bonded leather or fabric (previously MVL2816F)		
Task, Uph Back and Seat Unit weight: 32 LB 14.5 KG Carton weight: 41 LB 18.6 KG Carton volume: 10.5 FT³ 0.29 MT³	Ergonomic features: C, D, E, H, M, N		
	List price		
	MVL2817 Luxhide bonded leather or fabric (previously MVL2817F)		
Armless Height Adjustable, Uph Back and Seat Unit weight: 31 LB 14.1 KG Carton weight: 40 LB 18.14 KG Carton volume: 10.5 FT³ 0.29 MT³	Ergonomic features: C, D, M, N		
	List price		
	MVL2818 Luxhide bonded leather or fabric (previously MVL2818F)		
Height Adjustable w/Arms, Uph Back and Seat Unit weight: 37 LB 16.8 KG Carton weight: 46 LB 20.87 KG Carton volume: 10.5 FT³ 0.29 MT³	Ergonomic features: C, D, H, M, N		
	List price		
	MVL2819 Luxhide bonded leather or fabric (previously MVL2819F)		
Guest Chair, Uph Back and Seat Unit weight: 20 LB 9.1 KG Carton weight: 26 LB 11.79 KG Carton volume: 13.5 FT³ 0.38 MT³	Stacks 5 high.		
Back exterior upholstered in Jenny, Ebony (JN02).			
Ergonomic features: M, N			

DESCRIPTION		MODEL# / FEATURES																								
		List price																								
	MVL2819C Luxhide bonded leather or fabric (previously MVL2819CF)	790																								
		<table><tr><th colspan="3">OVERALL DIMENSIONS</th><th colspan="3">SEAT DIMENSIONS</th><th colspan="2">BACK DIMENSIONS</th></tr><tr><th>W</th><th>D</th><th>H</th><th>W</th><th>D</th><th>H</th><th>W</th><th>H</th></tr><tr><td>IN 25.25 MM 641</td><td>24 610</td><td>34.5 876</td><td>19.5 495</td><td>18 457</td><td>17.5 445</td><td>19 483</td><td>17 432</td></tr></table>	OVERALL DIMENSIONS			SEAT DIMENSIONS			BACK DIMENSIONS		W	D	H	W	D	H	W	H	IN 25.25 MM 641	24 610	34.5 876	19.5 495	18 457	17.5 445	19 483	17 432
	OVERALL DIMENSIONS			SEAT DIMENSIONS			BACK DIMENSIONS																			
W	D	H	W	D	H	W	H																			
IN 25.25 MM 641	24 610	34.5 876	19.5 495	18 457	17.5 445	19 483	17 432																			
Back exterior upholstered in Jenny, Ebony (JN02).																										
Ergonomic features: M, N	<div>RTA 00</div>	1 per carton	<div>CANADA ENGINEERED TESTER ASSEMBLED CONÇU TESTÉ MONTÉ</div> <div>CERTIFIED</div>																							
		List price																								
	MVL2821 Black mesh	930																								
		<table><tr><th colspan="3">OVERALL DIMENSIONS</th><th colspan="3">SEAT DIMENSIONS</th><th colspan="2">BACK DIMENSIONS</th></tr><tr><th>W</th><th>D</th><th>H</th><th>W</th><th>D</th><th>H</th><th>W</th><th>H</th></tr><tr><td>IN 26 MM 660</td><td>26.5 673</td><td>39.5 1003</td><td>20 508</td><td>18.5 470</td><td>16.5-21.5 419-546</td><td>19.5 495</td><td>20.5 521</td></tr></table>	OVERALL DIMENSIONS			SEAT DIMENSIONS			BACK DIMENSIONS		W	D	H	W	D	H	W	H	IN 26 MM 660	26.5 673	39.5 1003	20 508	18.5 470	16.5-21.5 419-546	19.5 495	20.5 521
	OVERALL DIMENSIONS			SEAT DIMENSIONS			BACK DIMENSIONS																			
W	D	H	W	D	H	W	H																			
IN 26 MM 660	26.5 673	39.5 1003	20 508	18.5 470	16.5-21.5 419-546	19.5 495	20.5 521																			
Ergonomic features: A, B, C, D, H, L, M	<div>RTA 2</div>	<div>courier</div>	1 per carton	<div>ENGINEERED TESTER ASSEMBLED CONÇU TESTÉ MONTÉ</div> <div>CERTIFIED</div>																						
		List price																								
	MVL2823 Black mesh	1001																								
		<table><tr><th colspan="3">OVERALL DIMENSIONS</th><th colspan="3">SEAT DIMENSIONS</th><th colspan="2">BACK DIMENSIONS</th></tr><tr><th>W</th><th>D</th><th>H</th><th>W</th><th>D</th><th>H</th><th>W</th><th>H</th></tr><tr><td>IN 26 MM 660</td><td>27 686</td><td>39.5 1003</td><td>20 508</td><td>18.5 470</td><td>17.5-22.5 445-572</td><td>19.5 495</td><td>20 508</td></tr></table>	OVERALL DIMENSIONS			SEAT DIMENSIONS			BACK DIMENSIONS		W	D	H	W	D	H	W	H	IN 26 MM 660	27 686	39.5 1003	20 508	18.5 470	17.5-22.5 445-572	19.5 495	20 508
	OVERALL DIMENSIONS			SEAT DIMENSIONS			BACK DIMENSIONS																			
W	D	H	W	D	H	W	H																			
IN 26 MM 660	27 686	39.5 1003	20 508	18.5 470	17.5-22.5 445-572	19.5 495	20 508																			
Ergonomic features: A, B, C, D, F, G, H, M, S	<div>RTA 2</div>	<div>courier</div>	1 per carton	<div>ENGINEERED TESTER ASSEMBLED CONÇU TESTÉ MONTÉ</div> <div>CERTIFIED</div>																						
		List price																								
	MVL2824 Black mesh	893																								
		<table><tr><th colspan="3">OVERALL DIMENSIONS</th><th colspan="3">SEAT DIMENSIONS</th><th colspan="2">BACK DIMENSIONS</th></tr><tr><th>W</th><th>D</th><th>H</th><th>W</th><th>D</th><th>H</th><th>W</th><th>H</th></tr><tr><td>IN 26 MM 660</td><td>26.5 673</td><td>38.5 978</td><td>20 508</td><td>18.5 470</td><td>16.5-21.5 419-546</td><td>19.5 495</td><td>20.5 521</td></tr></table>	OVERALL DIMENSIONS			SEAT DIMENSIONS			BACK DIMENSIONS		W	D	H	W	D	H	W	H	IN 26 MM 660	26.5 673	38.5 978	20 508	18.5 470	16.5-21.5 419-546	19.5 495	20.5 521
	OVERALL DIMENSIONS			SEAT DIMENSIONS			BACK DIMENSIONS																			
W	D	H	W	D	H	W	H																			
IN 26 MM 660	26.5 673	38.5 978	20 508	18.5 470	16.5-21.5 419-546	19.5 495	20.5 521																			
Ergonomic features: A, B, C, D, E, H, M, S	<div>RTA 2</div>	<div>courier</div>	1 per carton	<div>ENGINEERED TESTER ASSEMBLED CONÇU TESTÉ MONTÉ</div> <div>CERTIFIED</div>																						
		List price																								
	MVL2826 Black mesh	829																								
		<table><tr><th colspan="3">OVERALL DIMENSIONS</th><th colspan="3">SEAT DIMENSIONS</th><th colspan="2">BACK DIMENSIONS</th></tr><tr><th>W</th><th>D</th><th>H</th><th>W</th><th>D</th><th>H</th><th>W</th><th>H</th></tr><tr><td>IN 26 MM 660</td><td>26.5 673</td><td>37 940</td><td>20 508</td><td>18.5 470</td><td>16-21 406-533</td><td>19.5 495</td><td>20.5 521</td></tr></table>	OVERALL DIMENSIONS			SEAT DIMENSIONS			BACK DIMENSIONS		W	D	H	W	D	H	W	H	IN 26 MM 660	26.5 673	37 940	20 508	18.5 470	16-21 406-533	19.5 495	20.5 521
	OVERALL DIMENSIONS			SEAT DIMENSIONS			BACK DIMENSIONS																			
W	D	H	W	D	H	W	H																			
IN 26 MM 660	26.5 673	37 940	20 508	18.5 470	16-21 406-533	19.5 495	20.5 521																			
Ergonomic features: C, D, E, H, M	<div>RTA 2</div>	<div>courier</div>	1 per carton	<div>ENGINEERED TESTER ASSEMBLED CONÇU TESTÉ MONTÉ</div> <div>CERTIFIED</div>																						
		List price																								
	MVL2827 Black mesh	927																								
		<table><tr><th colspan="3">OVERALL DIMENSIONS</th><th colspan="3">SEAT DIMENSIONS</th><th colspan="2">BACK DIMENSIONS</th></tr><tr><th>W</th><th>D</th><th>H</th><th>W</th><th>D</th><th>H</th><th>W</th><th>H</th></tr><tr><td>IN 20 MM 508</td><td>26.5 673</td><td>48 1219</td><td>20 508</td><td>18.5 470</td><td>23-33 584-838</td><td>19.5 495</td><td>20.5 521</td></tr></table>	OVERALL DIMENSIONS			SEAT DIMENSIONS			BACK DIMENSIONS		W	D	H	W	D	H	W	H	IN 20 MM 508	26.5 673	48 1219	20 508	18.5 470	23-33 584-838	19.5 495	20.5 521
	OVERALL DIMENSIONS			SEAT DIMENSIONS			BACK DIMENSIONS																			
W	D	H	W	D	H	W	H																			
IN 20 MM 508	26.5 673	48 1219	20 508	18.5 470	23-33 584-838	19.5 495	20.5 521																			
Ergonomic features: C, D, M	<div>RTA 2</div>	<div>courier</div>	1 per carton	<div>ENGINEERED TESTER ASSEMBLED CONÇU TESTÉ MONTÉ</div> <div>CERTIFIED</div>																						

DESCRIPTION		MODEL# / FEATURES	
		List price	
	MVL2828 Black mesh	1054	
Height Adjustable w/Arms, Mesh Back and Seat Unit weight: 37 LB 16.8 KG Carton weight: 46 LB 20.87 KG Carton volume: 10.5 FT³ 0.29 MT³			
	Ergonomic features: C, D, H, M	RTA 2 courier 1 per carton ENGINEERED TESTED ASSEMBLED CANADA TESTE MONTÉ GREENGUARD	
		List price	
	MVL2831 Luxhide bonded leather or fabric (previously MVL2831F)	535	
Armless Guest Chair, Mesh Back and Uph Seat Unit weight: 19 LB 8.6 KG Carton weight: 25 LB 11.34 KG Carton volume: 13 FT³ 0.36 MT³			
	Stacks 5 high.	RTA 00 1 per carton CANADA GREENGUARD	
		List price	
	MVL2831C Luxhide bonded leather or fabric (previously MVL2831CF)	657	
Armless Guest Chair w/Casters, Mesh Back and Uph Seat Unit weight: 19 LB 8.6 KG Carton weight: 25 LB 11.34 KG Carton volume: 13 FT³ 0.36 MT³			
	Ergonomic features: M, N	RTA 00 1 per carton CANADA GREENGUARD	
		List price	
	MVL2831BSMU Luxhide bonded leather or fabric	812	
Armless Guest Bar Stool, Mesh Back and Uph Seat Unit weight: 24 LB 10.9 KG Carton weight: 34 LB 15.42 KG Carton volume: 15.75 FT³ 0.44 MT³			
	Ergonomic features: M, N	RTA 00 1 per carton CANADA GREENGUARD	
		List price	
	MVL2831BSUU Luxhide bonded leather or fabric	917	
Armless Guest Bar Stool, Uph Back and Seat Unit weight: 24 LB 10.9 KG Carton weight: 34 LB 15.42 KG Carton volume: 15.75 FT³ 0.44 MT³			
	Ergonomic features: M, N	RTA 00 1 per carton CANADA GREENGUARD	

DESCRIPTION		MODEL# / FEATURES																																									
	Armless Guest Chair, Uph Back and Seat Unit weight: 20 LB 9.1 KG Carton weight: 26 LB 11.79 KG Carton volume: 13 FT³ 0.36 MT³	List price																																									
		MVL2832 636 Luxhide bonded leather or fabric (previously MVL2832F)																																									
		Stacks 5 high.																																									
		<table><tr><th colspan="3">OVERALL DIMENSIONS</th><th colspan="3">SEAT DIMENSIONS</th><th colspan="2">BACK DIMENSIONS</th></tr><tr><th>W</th><th>D</th><th>H</th><th>W</th><th>D</th><th>H</th><th>W</th><th>H</th></tr><tr><td>IN 20</td><td>24</td><td>34.5</td><td>19.5</td><td>18</td><td>17.5</td><td>19</td><td>17</td></tr><tr><td>MM 508</td><td>610</td><td>876</td><td>495</td><td>457</td><td>445</td><td>483</td><td>432</td></tr></table>										OVERALL DIMENSIONS			SEAT DIMENSIONS			BACK DIMENSIONS		W	D	H	W	D	H	W	H	IN 20	24	34.5	19.5	18	17.5	19	17	MM 508	610	876	495	457	445	483	432
		OVERALL DIMENSIONS			SEAT DIMENSIONS			BACK DIMENSIONS																																			
W	D	H	W	D	H	W	H																																				
IN 20	24	34.5	19.5	18	17.5	19	17																																				
MM 508	610	876	495	457	445	483	432																																				
Back exterior upholstered in Jenny, Ebony (JN02).																																											
	Armless Guest Chair w/Casters, Uph Back and Seat Unit weight: 20 LB 9.1 KG Carton weight: 26 LB 11.79 KG Carton volume: 13 FT³ 0.36 MT³	List price																																									
		MVL2832C 749 Luxhide bonded leather or fabric (previously MVL2832CF)																																									
		<table><tr><th colspan="3">OVERALL DIMENSIONS</th><th colspan="3">SEAT DIMENSIONS</th><th colspan="2">BACK DIMENSIONS</th></tr><tr><th>W</th><th>D</th><th>H</th><th>W</th><th>D</th><th>H</th><th>W</th><th>H</th></tr><tr><td>IN 20</td><td>24</td><td>34.5</td><td>19.5</td><td>18</td><td>17.5</td><td>19</td><td>17</td></tr><tr><td>MM 508</td><td>610</td><td>876</td><td>495</td><td>457</td><td>445</td><td>483</td><td>432</td></tr></table>										OVERALL DIMENSIONS			SEAT DIMENSIONS			BACK DIMENSIONS		W	D	H	W	D	H	W	H	IN 20	24	34.5	19.5	18	17.5	19	17	MM 508	610	876	495	457	445	483	432
		OVERALL DIMENSIONS			SEAT DIMENSIONS			BACK DIMENSIONS																																			
		W	D	H	W	D	H	W	H																																		
IN 20	24	34.5	19.5	18	17.5	19	17																																				
MM 508	610	876	495	457	445	483	432																																				
Back exterior upholstered in Jenny, Ebony (JN02).																																											
Ergonomic features: M, N																																											
		RTA 00		1 per carton																																							

IONIC BENCHES



model MLUB-2

STANDARD FEATURES

- Upholstered bench with signature H-legs and generous seating area in one, two and three seater options.
- Durable and ideal for open spaces and common areas.
- 2" thick fully upholstered cushions banded on all four sides.
- Cushion is secured to H-legs with T-nuts.
- Can be upholstered in all Global grade 1 seating textiles or in Luxhide bonded leather (see page 142).
- Shipped easy to assemble.
- Limited Lifetime Warranty (5-year exceptions apply - see page 146).
- Weight capacity for this series is 300 lbs.

LEG FINISHES


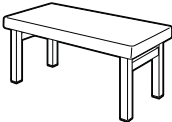
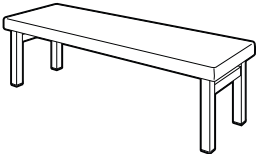
- Legs are painted in a durable Sandtex finish with low profile plastic glides. Available in the following finishes:
TBL Black
TDW Designer White
TTU Tungsten

ALTERNATE TEXTILE OPTIONS

- Graded-in textiles are available. No minimum quantities. Contact Customer Service for pricing.

COMPLEMENTARY COFFEE TABLES

- For Ionic coffee tables, see page 106.

DESCRIPTION	MODEL# / FEATURES																																													
 One Seater Bench Unit weight: 19 LB 8.6 KG Carton weight: 24 LB 10.89 KG Carton volume: 3 FT³ 0.08 MT³	List price																																													
	MLUB-1	649																																												
	<table><tr><th colspan="3">OVERALL DIMENSIONS</th><th colspan="3">SEAT DIMENSIONS</th><th colspan="2">BACK DIMENSIONS</th></tr><tr><th></th><th>W</th><th>D</th><th>H</th><th>W</th><th>D</th><th>H</th><th>W</th><th>H</th></tr><tr><td>IN</td><td>26.5</td><td>20.5</td><td>18</td><td>-</td><td>-</td><td>-</td><td>-</td><td>-</td></tr><tr><td>MM</td><td>673</td><td>521</td><td>457</td><td>-</td><td>-</td><td>-</td><td>-</td><td>-</td></tr><tr><td colspan="2">RTA 1</td><td>courier</td><td>1 cartons</td><td colspan="5">CANADA CANADAI</td></tr></table>		OVERALL DIMENSIONS			SEAT DIMENSIONS			BACK DIMENSIONS			W	D	H	W	D	H	W	H	IN	26.5	20.5	18	-	-	-	-	-	MM	673	521	457	-	-	-	-	-	RTA 1		courier	1 cartons	CANADA CANADAI				
	OVERALL DIMENSIONS			SEAT DIMENSIONS			BACK DIMENSIONS																																							
		W	D	H	W	D	H	W	H																																					
IN	26.5	20.5	18	-	-	-	-	-																																						
MM	673	521	457	-	-	-	-	-																																						
RTA 1		courier	1 cartons	CANADA CANADAI																																										
List price																																														
MLUB-2	780																																													
 Two Seater Bench Unit weight: 26 LB 11.8 KG Carton weight: 32 LB 14.51 KG Carton volume: 4 FT³ 0.11 MT³	<table><tr><th colspan="3">OVERALL DIMENSIONS</th><th colspan="3">SEAT DIMENSIONS</th><th colspan="2">BACK DIMENSIONS</th></tr><tr><th></th><th>W</th><th>D</th><th>H</th><th>W</th><th>D</th><th>H</th><th>W</th><th>H</th></tr><tr><td>IN</td><td>42.5</td><td>20.5</td><td>18</td><td>-</td><td>-</td><td>-</td><td>-</td><td>-</td></tr><tr><td>MM</td><td>1080</td><td>521</td><td>457</td><td>-</td><td>-</td><td>-</td><td>-</td><td>-</td></tr><tr><td colspan="2">RTA 1</td><td>courier</td><td>1 cartons</td><td colspan="5">CANADA CANADAI</td></tr></table>		OVERALL DIMENSIONS			SEAT DIMENSIONS			BACK DIMENSIONS			W	D	H	W	D	H	W	H	IN	42.5	20.5	18	-	-	-	-	-	MM	1080	521	457	-	-	-	-	-	RTA 1		courier	1 cartons	CANADA CANADAI				
	OVERALL DIMENSIONS			SEAT DIMENSIONS			BACK DIMENSIONS																																							
		W	D	H	W	D	H	W	H																																					
	IN	42.5	20.5	18	-	-	-	-	-																																					
	MM	1080	521	457	-	-	-	-	-																																					
RTA 1		courier	1 cartons	CANADA CANADAI																																										
List price																																														
MLUB-3	996																																													
 Three Seater Bench Unit weight: 43 LB 19.5 KG Carton weight: 51 LB 23.13 KG Carton volume: 6 FT³ 0.16 MT³	<table><tr><th colspan="3">OVERALL DIMENSIONS</th><th colspan="3">SEAT DIMENSIONS</th><th colspan="2">BACK DIMENSIONS</th></tr><tr><th></th><th>W</th><th>D</th><th>H</th><th>W</th><th>D</th><th>H</th><th>W</th><th>H</th></tr><tr><td>IN</td><td>63.5</td><td>20.5</td><td>18</td><td>-</td><td>-</td><td>-</td><td>-</td><td>-</td></tr><tr><td>MM</td><td>1613</td><td>521</td><td>457</td><td>-</td><td>-</td><td>-</td><td>-</td><td>-</td></tr><tr><td colspan="2">RTA 1</td><td>courier</td><td>1 cartons</td><td colspan="5">CANADA CANADAI</td></tr></table>		OVERALL DIMENSIONS			SEAT DIMENSIONS			BACK DIMENSIONS			W	D	H	W	D	H	W	H	IN	63.5	20.5	18	-	-	-	-	-	MM	1613	521	457	-	-	-	-	-	RTA 1		courier	1 cartons	CANADA CANADAI				
	OVERALL DIMENSIONS			SEAT DIMENSIONS			BACK DIMENSIONS																																							
		W	D	H	W	D	H	W	H																																					
	IN	63.5	20.5	18	-	-	-	-	-																																					
	MM	1613	521	457	-	-	-	-	-																																					
RTA 1		courier	1 cartons	CANADA CANADAI																																										

JAVA



model OTG10902

STANDARD FEATURES

- Tilter chair with durable rear shroud.
- Flared fixed loop arms.
- Black frame and Black spider base.
- Dual wheel carpet casters (C65) are standard.
- Only available in Black mesh fabric (MS20) seat with contrasting Grey mesh back.
- Compliant with the emissions guidelines set by the GREENGUARD Environmental Institute.
- Limited Lifetime Warranty (2-year exceptions apply - see page 146).
- Weight capacity for this series is 300 lbs.

CHAIR ADJUSTMENTS

- Center tilt with upright position tilt lock.
- Tilt tension adjustment.
- Pneumatic seat height adjustment.

OPTIONAL FEATURES

- Hard surface flooring casters (**C65R**) can be purchased separately. Add \$96/set.

DESCRIPTION

MODEL# / FEATURES






High Back Tilter
Unit weight: 23 LB | 10.5 KG
Carton weight: 28 LB | 12.7 KG
Carton volume: 3.4 FT³ | 0.09 MT³

Ergonomic features:
A, B, C, M, N, S

List price

OTG10902

407

OVERALL DIMENSIONS			SEAT DIMENSIONS			BACK DIMENSIONS		
	W	D	H	W	D	H	W	H
IN	24	23	39	19.5	17	17-21	18	20
MM	610	584	991	495	432	432-533	457	508
 RTA 8			 courier			1 per carton		
						 GREENGUARD		

KAYSEE



model OTG12112B

STANDARD FEATURES

- Mesh high back tilter chair.
- Standard with height adjustable T-arms with self-skinned urethane (SSU) armcaps.
- Black base with dual wheel carpet casters (C1) are standard.
- Only available with Black Luxhide bonded leather seat and Black mesh back.
- Compliant with the emissions guidelines set by the GREENGUARD Environmental Institute.
- Limited Lifetime Warranty (2-year exceptions apply - see page 146).
- Weight capacity for this series is 300 lbs.

CHAIR ADJUSTMENTS

- Center tilt with upright position tilt lock.
- Tilt tension adjustment.
- Height adjustable flexible lumbar support.
- Pneumatic seat height adjustment.

OPTIONAL FEATURES

- Hard surface flooring casters (**C9R**) can be purchased separately. Add \$96/set.

DESCRIPTION

MODEL# / FEATURES



High Back Tilter

Unit weight: 34 LB | 15.5 KG
Carton weight: 40 LB | 18.14 KG
Carton volume: 4.1 FT³ | 0.11 MT³

Ergonomic features:
A, B, C, D, H, S, M, N

List price

OTG12112B

487

OVERALL DIMENSIONS			SEAT DIMENSIONS			BACK DIMENSIONS		
	W	D	H	W	D	H	W	H
IN	25	24	41	20	18	16.5-20.5	18	22
MM	635	610	1041	508	457	419-521	457	559
RTA 8			courier			GREENGUARD		
			1 per carton					

KAZAN



model OTG11670B

STANDARD FEATURES

- Unique design by Zooley Chu.
- Comfortable multi-segmented cushions with deep padding.
- Double needle decorative stitch details.
- Fully upholstered arms.
- Dual wheel carpet casters (C65) are standard
- Seating surfaces are upholstered in Black Luxhide bonded leather.
- Compliant with the emissions guidelines set by the GREENGUARD Environmental Institute.
- Limited Lifetime Warranty (2-year exceptions apply - see page 146).
- Weight capacity for this series is 300 lbs.

CHAIR ADJUSTMENTS

- Center tilt with upright position tilt lock.
- Tilt tension adjustment.
- Pneumatic seat height adjustment.

OPTIONAL FEATURES

- Hard surface flooring casters (**C65R**) can be purchased separately. Add \$96/set.

DESCRIPTION

MODEL# / FEATURES



High Back Tilter

Unit weight: 54 LB | 24.5 KG
Carton weight: 60 LB | 27.22 KG
Carton volume: 8 FT³ | 0.22 MT³

Ergonomic features:
A, B, C, M, N, S

List price

OTG11670B

798

OVERALL DIMENSIONS			SEAT DIMENSIONS			BACK DIMENSIONS		
	W	D	H	W	D	H	W	H
IN	25.5	29.5	46	21.5	20	17-21	17.5	27.5
MM	648	749	1168	546	508	432-533	445	699
RTA 8			courier			GREENGUARD		
			1 per carton					

KYLIE



model OTG11355C

STANDARD FEATURES


- Lightweight multi-purpose stacking chairs.
- Durable and easy to clean reinforced polypropylene.
- Stackable up to 4 high on floor.
- Stackable up to 8 high on dolly (OTG6756).
- Available in Cadet **(C)**, Grey **(G)** and White **(W)**.
- Integrated non-slip glides.
- Shipped assembled (3 in a carton).
- Compliant with the emissions guidelines set by the GREENGUARD Environmental Institute.
- Limited Lifetime Warranty (2-year exceptions apply - see page 146).
- Weight capacity for this series is 300 lbs.

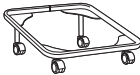
DESCRIPTION

MODEL# / FEATURES



Armless Stacking Chair
Unit weight: 9.5 LB | 4.3 KG
Carton weight: 11.67 LB | 5.29 KG
Carton volume: 11 FT³ | 0.31 MT

List price								
OTG11355C OTG11355G OTG11355W	266							
OVERALL DIMENSIONS			SEAT DIMENSIONS			BACK DIMENSIONS		
	W	D	H	W	D	H	W	H
	IN 19	20	32	15.75	17	18	19	13.5
	MM 483	508	813	400	432	457	483	343
Stacks 4 high on floor.								
RTA 00			3 per carton (pricing and specifications are for one chair)					
								



Dolly
Unit weight: 10 LB | 4.5 KG
Carton weight: 11 LB | 4.99 KG
Carton volume: 2.4 FT³ | 0.06 MT

List price								
OTG6756		390						
OVERALL DIMENSIONS				SEAT DIMENSIONS			BACK DIMENSIONS	
	W	D	H	W	D	H	W	H
Stacks 8 high on dolly.	IN	20.75	23	9.25	-	-	-	-
	MM	527	584	235	-	-	-	-
RTA 00		1 per carton						

LITE-LIFT



model OTG11674



STANDARD FEATURES

- Multi-purpose folding chair.
- Lightweight, durable, portable and easy to clean.
- Folds flat for compact storage.
- Molded plastic seat and back in Oyster Grey only.
- Strong steel frame in Charcoal color with epoxy coating.
- Stackable up to 25 high on dolly (MVL2776). Chairs must be aligned in the same direction.
- Shipped fully assembled.
- Limited Lifetime Warranty (1-year exceptions apply - see page 146).
- Weight capacity for this series is 200 lbs.

For complementary Lite-Lift folding tables, see page 121.

<

LUMI



model OTG11357

STANDARD FEATURES


- High transparency mesh back synchro-tilter chair.
- Features a contoured back frame and a thick seat cushion.
- Standard with height adjustable T-arms with sliding (depth) and rotating armcaps.
- Mesh back is available in Grey only.
- Dual wheel carpet casters (C1) are standard.
- Seating surfaces can be upholstered in all Global grade 1 seating textiles or in Luxhide bonded leather (see page 142).
- Compliant with the emissions guidelines set by the GREENGUARD Environmental Institute.
- Limited Lifetime Warranty (5-year exceptions apply - see page 146).
- Weight capacity for this series is 300 lbs.

CHAIR ADJUSTMENTS

- Synchro tilt with multi position tilt lock.
- Tilt tension adjustment.
- Pneumatic seat height adjustment.

OPTIONAL FEATURES

- Hard surface flooring casters (**C9R**) can be purchased separately. Add \$96/set.

DESCRIPTION		MODEL# / FEATURES	
		List price	
	OTG11357	620	

M-TASK



model MVL2911

model MVL2914

STANDARD FEATURES

- Full function ergonomic seating. Canadian made.
- Slim profile with highly contoured back and waterfall seat front.
- Available with two different mechanism options: synchro-tilter and multi-tilter.
- Standard with height and width adjustable T-arms with durable self-skinned urethane (SSU) armcaps.
- Dual wheel carpet casters (C1) are standard.
- MVL2912 and MVL2914 feature a height and angle adjustable headrest.
- Seating surfaces can be upholstered in Luxhide bonded leather (various colors) or in all Global grade 1 seating textiles (see page 142).
- Compliant with the emissions guidelines set by the GREENGUARD Environmental Institute.
- Limited Lifetime Warranty (5-year exceptions apply - see page 146).
- Weight capacity for this series is 300 lbs.

CHAIR ADJUSTMENTS




- **Synchro-tilter chairs**
 - Synchro tilt with multi-position tilt lock.
 - Tilt tension adjustment.
 - Ratchet back height adjustment.
 - Pneumatic seat height adjustment.
- **Multi-tilter chairs**
 - Center tilt with infinite position tilt lock.
 - Tilt tension adjustment.
 - Independent back and seat angle adjustment.
 - Forward seat angle adjustment.
 - Ratchet back height adjustment.
 - Sliding seat depth adjustment.
 - Pneumatic seat height adjustment.


OPTIONAL FEATURES

- For hard surface flooring casters, please specify (C9R). Add \$21/set.

ALTERNATE TEXTILE OPTIONS

- Graded-in textiles are available. No minimum quantities. Contact Customer Service for pricing.
- Bantam is a durable, bleach cleanable (9:1) vinyl, but due to the stiff nature of the textile, this vinyl is prone to bunching and will not upholster as smoothly as other coverings in this series.

DESCRIPTION	MODEL# / FEATURES														
	List price														
	MVL2911 Luxhide bonded leather or fabric (previously MVL2911F)														
	OVERALL DIMENSIONS			SEAT DIMENSIONS			BACK DIMENSIONS								
	W	D	H	W	D	H	W	H							
IN 25 MM 635	23 584	40.5 1029	20.5 521	17.5 445	16.5-21.5 419-546	19 483	22 559								
Ergonomic features: A, B, C, D, H, L, M, N, Q										RTA 2		courier	1 per carton	CANADA GREENGUARD	CANADA GREENGUARD
High Back Synchro-Tilter Unit weight: 44 LB 20 KG Carton weight: 56 LB 25.4 KG Carton volume: 10.5 FT³ 0.29 MT³															
	List price														
	MVL2912 Luxhide bonded leather or fabric (previously MVL2912F)														
	OVERALL DIMENSIONS			SEAT DIMENSIONS			BACK DIMENSIONS								
	W	D	H	W	D	H	W	H							
IN 25 MM 635	23 584	48 1219	20.5 521	17.5 445	16.5-21.5 419-546	19 483	29 737								
Ergonomic features: A, B, C, D, H, L, M, N, Q										RTA 2		courier	1 per carton	CANADA GREENGUARD	CANADA GREENGUARD
Executive Back Synchro-Tilter w/Adj. Headrest Unit weight: 49 LB 22.3 KG Carton weight: 62 LB 28.12 KG Carton volume: 11 FT³ 0.31 MT³															
	List price														
	MVL2913 Luxhide bonded leather or fabric (previously MVL2913F)														
	OVERALL DIMENSIONS			SEAT DIMENSIONS			BACK DIMENSIONS								
	W	D	H	W	D	H	W	H							
IN 25 MM 635	24 610	41 1041	20.5 521	18 457	17-22 432-559	19 483	22 559								
Ergonomic features: A, B, C, D, E, F, G, H, M, N, Q, S										RTA 2		courier	1 per carton	CANADA GREENGUARD	CANADA GREENGUARD
High Back Multi-Tilter Unit weight: 50 LB 22.7 KG Carton weight: 62 LB 28.12 KG Carton volume: 10.5 FT³ 0.29 MT³															

DESCRIPTION		MODEL# / FEATURES										
	List price											
	MVL2914	945										
	Luxhide bonded leather or fabric (previously MVL2914F)											
Executive Back Multi-Tilter w/Adj. Headrest				OVERALL DIMENSIONS			SEAT DIMENSIONS			BACK DIMENSIONS		
Unit weight: 51 LB 23.2 KG				W	D	H	W	D	H	W	H	
Carton weight: 63 LB 28.58 KG				IN 25	24	48	20.5	18	17-22	19	29	
Carton volume: 11 FT³ 0.31 MT³				MM 635	610	1219	521	457	432-559	483	737	
		Ergonomic features:		RTA 2		courier		1 per carton		CANADA CREDIT		GREENGUARD
		A, B, C, D, E, F, G, H, M, N, Q, S										







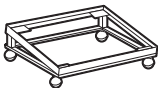


MINTO



model MVL2747

STANDARD FEATURES

- Multi-purpose stacking chairs. Canadian made.
- Fully upholstered seat and back.
- Four-legged round steel tube frame.
- Armchair has polypropylene armcaps.
- Stackable up to 5 high on floor or on optional dolly (MVL2749).
- Can be upholstered in all Global grade 1 seating textiles with the exception of Luxhide (see page 142).
- Compliant with the emissions guidelines set by the GREENGUARD Environmental Institute.
- Shipped fully assembled.
- Limited Lifetime Warranty (5-year exceptions apply - see page 146).
- Weight capacity for this series is 300 lbs.
- Bantam is a durable, bleach cleanable (9:1) vinyl, but due to the stiff nature of the textile, this vinyl is prone to bunching and will not upholster as smoothly as other coverings in this series.

DESCRIPTION	MODEL# / FEATURES									
	List price									
	MVL2747		256							
	Stacks 5 high.									
	Ergonomic features: M, N									
	RTA 002 per carton (pricing and specifications are for one chair)									
 										
	List price									
	MVL2748		199							
	Stacks 5 high.									
	Ergonomic features: M, N									
	RTA 00courier2 per carton (pricing and specifications are for one chair)									
 										
	List price									
	MVL2749		279							
	Black steel frame on 2" casters.									
	Accommodates MVL2747 and MVL2748 chairs, up to 5 high.									
	RTA 1courier1 per carton									
 										

MVL FILE BUDDY



model MVL1105

STANDARD FEATURES



- Swivel stool ideal for filing and any mobile desk.
- Five-legged injection molded base available in Black only
- Dual wheel carpet casters (C65) are standard.
- 13.5" diameter seat upholstered in Black vinyl (70).
- Compliant with the emissions guidelines set by the GREENGUARD Environmental Institute.
- Limited Lifetime Warranty (5-year exceptions apply - see page 146).
- Weight capacity for this series is 300 lbs.

CHAIR ADJUSTMENTS

- Pneumatic seat height adjustment.

OPTIONAL FEATURES

- For hard surface flooring casters, please specify (C65R). Add \$21/set.

DESCRIPTION		MODEL# / FEATURES	
		List price	
		MVL1105	284
 <p>Swivel Stool - 5" Pneumatic, 20" Base Unit weight: 11 LB 5 KG Carton weight: 14 LB 6.35 KG Carton volume: 2.5 FT³ 0.07 MT³</p>			
		List price	
		MVL1110	351
 <p>Swivel Stool - 10" Pneumatic, 22" Base Unit weight: 14 LB 6.4 KG Carton weight: 17 LB 7.71 KG Carton volume: 2.9 FT³ 0.08 MT³</p>			
		List price	
		MVL1110	351

OVERTIME



model MVL2756

STANDARD FEATURES

- Canadian made, full function ergonomic chair designed to promote good posture and provide comfort for long-term sitting.
- High comfort seat made from variable density seat foams and a memory foam top.
- Standard with height and width adjustable T-arms with durable self-skinned urethane (SSU) armcaps.
- Dual wheel carpet casters (C65) are standard.
- Seating surfaces can be upholstered in Luxhide bonded leather, in various colors or in all Global grade 1 seating textiles (see page 142).
- Compliant with the emissions guidelines set by the GREENGUARD Environmental Institute.
- Limited Lifetime Warranty (5-year exceptions apply - see page 146).
- Weight capacity for this series is 300 lbs.

CHAIR ADJUSTMENTS

- Multi-tilter mechanism with infinite position tilt lock.
- Infinite position back and seat angle adjustments, including forward tilt.
- Ratchet back height adjustment.
- Pneumatic seat height adjustment.

OPTIONAL FEATURES

- For hard surface flooring casters, please specify **(C65R)**. Add \$21/set.
- For optional sliding seat depth adjustment, please specify **(MD)**. Add \$32.

ALTERNATE TEXTILE OPTIONS

- Graded-in textiles are available. No minimum quantities. Contact Customer Service for pricing.

DESCRIPTION

MODEL# / FEATURES



High Back Multi-Tilter
Unit weight: 58 LB | 26.4 KG
Carton weight: 63 LB | 28.58 KG
Carton volume: 10.5 FT³ | 0.29 MT³

List price
MVL2756 727
Luxhide bonded leather
or fabric (previously MVL2756F)

Ergonomic features:
A, B, C, D, F, G, H, M, N, Q, S

OVERALL DIMENSIONS			SEAT DIMENSIONS			BACK DIMENSIONS	
W	D	H	W	D	H	W	H
IN 26 MM 660	24.5 622	40 1016	19.5 495	18 457	17-21 432-533	19 483	19-21.5 483-546

RTA 2

courier

1 per carton

CANADA

certified

OVERTIME 350



model MVL13040

STANDARD FEATURES

- Canadian made, specifically intended for users of above average height and/or weight. Not intended for average size users.
- High comfort seat made from variable density seat foams and a memory foam top.
- Standard with height and width adjustable T-arms with sliding, rotating and lockable armcaps.
- Width adjustable arm extensions are standard.
- Dual wheel carpet casters (C65) are standard.
- Seating surfaces can be upholstered in Luxhide bonded leather, in various colors or in all Global grade 1 seating textiles (see page 142).
- Compliant with the emissions guidelines set by the GREENGUARD Environmental Institute.
- Limited Lifetime Warranty (5-year exceptions apply - see page 146).
- Weight capacity for this series is 350 lbs.

CHAIR ADJUSTMENTS

- Multi-tilter mechanism with infinite position tilt lock.
- Infinite position back and seat angle adjustments, including forward tilt.
- Ratchet back height adjustment.
- Pneumatic seat height adjustment.
- Seat depth adjustment.

OPTIONAL FEATURES

- For hard surface flooring casters, please specify **(C65R)**. Add \$21/set.

ALTERNATE TEXTILE OPTIONS

- Graded-in textiles are available. No minimum quantities. Contact Customer Service for pricing.

DESCRIPTION

MODEL# / FEATURES



High Back Heavy Duty Multi-Tilter
Unit weight: 62 LB | 28.2 KG
Carton weight: 68 LB | 30.84 KG
Carton volume: 15.5 FT³ | 0.43 MT³

List price
MVL13040 1023
Luxhide bonded leather
or fabric (previously MVL13040F)

Ergonomic features:
A, B, C, D, E, F, G, H, M, N, Q, R, S

OVERALL DIMENSIONS			SEAT DIMENSIONS			BACK DIMENSIONS	
W	D	H	W	D	H	W	H
IN 26 MM 660	26 660	42 1067	21 533	18-21 457-533	19-23 483-584	20.5 521	19.5-23 495-584

RTA 2

1 per carton

CANADA

certified

OVERTIME 350M



model MVL13090

STANDARD FEATURES

- Canadian made, specifically intended for users of above average height and/or weight. Not intended for average size users.
- High comfort seat made from Ultracell high density, highly resilient foam.
- Breathable mesh back.
- Standard with height and width adjustable T-arms with sliding, rotating and lockable armcaps.
- Dual wheel carpet casters (C65) are standard.
- Seating surfaces can be upholstered in Luxhide bonded leather, in various colors or in all Global grade 1 seating textiles (see page 142).
- Mesh back available in Charcoal only.
- Compliant with the emissions guidelines set by the GREENGUARD Environmental Institute.
- Limited Lifetime Warranty (5-year exceptions apply - see page 146).
- Weight capacity for this series is 350 lbs.

CHAIR ADJUSTMENTS




- Multi-tilter mechanism with infinite position tilt lock.
- Infinite position back and seat angle adjustments, including forward tilt.
- Adjustable lumbar support.
- Pneumatic seat height adjustment.
- Seat depth adjustment.

OPTIONAL FEATURES

- For hard surface flooring casters, please specify (C65R). Add \$21/set.

ALTERNATE TEXTILE OPTIONS

- Graded-in textiles are available (seat only). No minimum quantities. Contact Customer Service for pricing.

DESCRIPTION		MODEL# / FEATURES																																			
		List price																																			
	MVL13090	956																																			
	Luxhide bonded leather or fabric																																				
	<table><tr><th colspan="3">OVERALL DIMENSIONS</th><th colspan="3">SEAT DIMENSIONS</th><th colspan="2">BACK DIMENSIONS</th></tr><tr><th></th><th>W</th><th>D</th><th>H</th><th>W</th><th>D</th><th>H</th><th>W</th><th>H</th></tr><tr><td>IN</td><td>26.5</td><td>23.5</td><td>43.5</td><td>21</td><td>17-20</td><td>18-22</td><td>20</td><td>23.5</td></tr><tr><td>MM</td><td>673</td><td>597</td><td>1105</td><td>533</td><td>432-508</td><td>457-559</td><td>508</td><td>597</td></tr></table>		OVERALL DIMENSIONS			SEAT DIMENSIONS			BACK DIMENSIONS			W	D	H	W	D	H	W	H	IN	26.5	23.5	43.5	21	17-20	18-22	20	23.5	MM	673	597	1105	533	432-508	457-559	508	597
	OVERALL DIMENSIONS			SEAT DIMENSIONS			BACK DIMENSIONS																														
	W	D	H	W	D	H	W	H																													
IN	26.5	23.5	43.5	21	17-20	18-22	20	23.5																													
MM	673	597	1105	533	432-508	457-559	508	597																													
Mesh High Back Heavy Duty Multi-Tilter Unit weight: 54 LB 24.5 KG Carton weight: 66 LB 29.94 KG Carton volume: 11.75 FT³ 0.33 MT³	Ergonomic features: A, B, C, D, E, F, G, H, M, N, Q, R, S		<div>RTA 2</div>	1 per carton																																	

OVERTIME 350S



model MVL13048

STANDARD FEATURES

- Canadian made, specifically intended for users of above average height and/or weight. Not intended for average size users.
- High comfort seat made from Ultracell high density, highly resilient foam.
- Back features side cut-outs to allow space for holsters or utility belt items.
- Standard with height and width adjustable T-arms with sliding, rotating and lockable armcaps.
- Dual wheel carpet casters (C10) are standard.
- Seating surfaces can be upholstered in Luxhide bonded leather, in various colors or in all Global grade 1 seating textiles (see page 142).
- Compliant with the emissions guidelines set by the GREENGUARD Environmental Institute.
- Limited Lifetime Warranty (5-year exceptions apply - see page 146).
- Weight capacity for this series is 350 lbs.

CHAIR ADJUSTMENTS

- Infinite position back and seat angle adjustments, including forward tilt.
- Ratchet back height adjustment.
- Pneumatic seat height adjustment.
- Seat depth adjustment.

OPTIONAL FEATURES

- For hard surface flooring casters, please specify (C10R). Add \$20/set.

ALTERNATE TEXTILE OPTIONS

- Graded-in textiles are available. No minimum quantities. Contact Customer Service for pricing.

DESCRIPTION

MODEL# / FEATURES



Heavy Duty Security Multi-Tilter

Unit weight: 56 LB | 25.5 KG
Carton weight: 63 LB | 28.58 KG
Carton volume: 13 FT³ | 0.36 MT³

List price
MVL13048
Luxhide bonded leather
or fabric

956

	OVERALL DIMENSIONS			SEAT DIMENSIONS			BACK DIMENSIONS	
	W	D	H	W	D	H	W	H
IN	27.5	25	41	22	18.5-21.5	18.5-22.5	21	19.5-22
MM	699	635	1041	559	470-546	470-572	533	495-559

Ergonomic features:
A, C, D, E, G, H, M, N, Q, R

RTA 2

1 per carton



Armless Heavy Duty Security Multi-Tilter

Unit weight: 48 LB | 21.8 KG
Carton weight: 55 LB | 24.95 KG
Carton volume: 13 FT³ | 0.36 MT³

List price
MVL13049
Luxhide bonded leather
or fabric

840

	OVERALL DIMENSIONS			SEAT DIMENSIONS			BACK DIMENSIONS	
	W	D	H	W	D	H	W	H
IN	22	25	41	22	18.5-21.5	18.5-22.5	21	19.5-22
MM	559	635	1041	559	470-546	470-572	533	495-559

Ergonomic features:
A, C, D, E, G, M, N

RTA 2

1 per carton



PACER



model OTG11685

STANDARD FEATURES





- Mesh back synchro-tilter chair.
- Unique back shroud and base design detailed with Tungsten accents.
- Standard with height adjustable T-arms with polyurethane armcaps.
- Dual wheel carpet casters (C65) are standard.
- Mesh back is available in Black only.
- Seating surfaces can be upholstered in all Global grade 1 seating textiles with the exception of Luxhide (see page 142).
- Compliant with the emissions guidelines set by the GREENGUARD Environmental Institute.
- Limited Lifetime Warranty (5-year exceptions apply - see page 146).
- Weight capacity for this series is 300 lbs.

CHAIR ADJUSTMENTS

- Synchro tilt with infinite position tilt lock.
- Tilt tension adjustment.
- Pneumatic seat height adjustment.

OPTIONAL FEATURES

- Hard surface flooring casters (**C65R**) can be purchased separately. Add \$96/set.
- Bantam is a durable, bleach cleanable (9:1) vinyl, but due to the stiff nature of the textile, this vinyl is prone to bunching and will not upholster as smoothly as other coverings in this series.

DESCRIPTION	MODEL# / FEATURES																																	
 Medium Back Synchro-Tilter, Mesh Back and Uph Seat Unit weight: 40 LB 18.2 KG Carton weight: 44 LB 19.96 KG Carton volume: 4 FT³ 0.11 MT³	List price																																	
	OTG11686	679																																
	<table><tr><th colspan="3">OVERALL DIMENSIONS</th><th colspan="3">SEAT DIMENSIONS</th><th colspan="2">BACK DIMENSIONS</th></tr><tr><th>W</th><th>D</th><th>H</th><th>W</th><th>D</th><th>H</th><th>W</th><th>H</th></tr><tr><td>IN 25.5</td><td>24.5</td><td>36.5</td><td>20</td><td>19</td><td>16-20</td><td>19</td><td>18</td></tr><tr><td>MM 648</td><td>622</td><td>927</td><td>508</td><td>483</td><td>406-508</td><td>483</td><td>457</td></tr></table>		OVERALL DIMENSIONS			SEAT DIMENSIONS			BACK DIMENSIONS		W	D	H	W	D	H	W	H	IN 25.5	24.5	36.5	20	19	16-20	19	18	MM 648	622	927	508	483	406-508	483	457
	OVERALL DIMENSIONS			SEAT DIMENSIONS			BACK DIMENSIONS																											
	W	D	H	W	D	H	W	H																										
IN 25.5	24.5	36.5	20	19	16-20	19	18																											
MM 648	622	927	508	483	406-508	483	457																											
Ergonomic features: A, B, C, H, L, M, N																																		
<div><div>RTA 8</div><div></div><div>1 per carton</div><div></div><div></div></div>																																		

PACIFIC



model MVL11870

STANDARD FEATURES


- High back management chair. Canadian made.
- Plush cushions and upholstered padded armcaps.
- Dual wheel carpet casters (C65) are standard.
- Seating surfaces are upholstered in Luxhide bonded leather, in various colors (see page 142).
- Compliant with the emissions guidelines set by the GREENGUARD Environmental Institute.
- Limited Lifetime Warranty (5-year exceptions apply - see page 146).
- Weight capacity for this series is 300 lbs.

CHAIR ADJUSTMENTS

- Center tilt with upright position tilt lock.
- Tilt tension adjustment.
- Pneumatic seat height adjustment.

OPTIONAL FEATURES

- For hard surface flooring casters, please specify (**C65R**). Add \$21/set.

DESCRIPTION	MODEL# / FEATURES										
	List price										
	MVL11870		612								
	OVERALL DIMENSIONS			SEAT DIMENSIONS			BACK DIMENSIONS				
	W	D	H	W	D	H	W	H			
IN	25.5	28.5	44.5	21.5	18.5	16.5-21.5	21.5	25.5			
MM	648	724	1130	546	470	419-546	546	648			
High Back Tilter											
Unit weight: 41 LB 18.6 KG											
Carton weight: 47 LB 21.32 KG											
Carton volume: 9.5 FT³ 0.26 MT³											
Ergonomic features:		RTA 8		1 per carton		CANADA		GREENGUARD			
A, B, C, M, N, S											

PART-TIME



model MVL2836



model MVL2847

STANDARD FEATURES

- Canadian made, value priced, general office seating.
- Available with two different mechanism options: task or posture task.
- Contoured cushions and waterfall seat edge.
- Standard with height adjustable T-arms with self-skinned urethane (SSU) armcaps (except armless models).
- Dual wheel carpet casters (C65) are standard.
- Can be upholstered in all Global grade 1 seating textiles with the exception of Luxhide (see page 142).
- Compliant with the emissions guidelines set by the GREENGUARD Environmental Institute.
- Limited Lifetime Warranty (5-year exceptions apply - see page 146).
- Weight capacity for this series is 300 lbs.

CHAIR ADJUSTMENTS

- **Task chairs**
 - Infinite position back angle adjustment.
 - Seat depth adjustment.
 - Pneumatic seat height adjustment.
- **Posture task chairs**
 - Infinite position back angle adjustment.
 - Manual back height adjustment.
 - Pneumatic seat height adjustment.

OPTIONAL FEATURES

- For hard surface flooring casters, please specify (**C65R**). Add \$21/set.
- Bantam is a durable, bleach cleanable (9:1) vinyl, but due to the stiff nature of the textile, this vinyl is prone to bunching and will not upholster as smoothly as other coverings in this series.

DESCRIPTION

MODEL# / FEATURES



Armless Task

Unit weight: 27 LB | 12.3 KG
Carton weight: 33 LB | 14.97 KG
Carton volume: 6.5 FT³ | 0.18 MT³

List price

MVL2836
Fabric (previously MVL2836F)

315

OVERALL DIMENSIONS

	W	D	H
IN	20.5	24.5	36.5
MM	521	622	927

SEAT DIMENSIONS

	W	D	H
IN	20.5	17-18	16.5-21.5
MM	521	432-457	419-546

BACK DIMENSIONS

	W	H
IN	19	20
MM	483	508

Ergonomic features:
C, E, M, N



1 per carton



Armless Posture Task

Unit weight: 31 LB | 14.1 KG
Carton weight: 37 LB | 16.78 KG
Carton volume: 6.5 FT³ | 0.18 MT³

List price

MVL2837
Fabric (previously MVL2837F)

369

OVERALL DIMENSIONS

	W	D	H
IN	20.5	24	37.5
MM	521	610	953

SEAT DIMENSIONS

	W	D	H
IN	20.5	17.5	16.5-21.5
MM	521	445	419-546

BACK DIMENSIONS

	W	H
IN	19	16-20
MM	483	406-508

Ergonomic features:
C, D, G, M, N



1 per carton



Task w/Arms

Unit weight: 33 LB | 15 KG
Carton weight: 39 LB | 17.69 KG
Carton volume: 7 FT³ | 0.19 MT³

List price

MVL2846
Fabric (previously MVL2846F)

398

OVERALL DIMENSIONS

	W	D	H
IN	26.5	24.5	36.5
MM	673	622	927

SEAT DIMENSIONS

	W	D	H
IN	20.5	17-18	16.5-21.5
MM	521	432-457	419-546

BACK DIMENSIONS

	W	H
IN	19	20
MM	483	508

Ergonomic features:
C, E, H, M, N



1 per carton



Posture Task w/Arms

Unit weight: 37 LB | 16.8 KG
Carton weight: 43 LB | 19.5 KG
Carton volume: 8.5 FT³ | 0.24 MT³

List price

MVL2847
Fabric (previously MVL2847F)

453

OVERALL DIMENSIONS

	W	D	H
IN	26.5	24	37.5
MM	673	610	953

SEAT DIMENSIONS

	W	D	H
IN	20.5	17.5	16.5-21.5
MM	521	445	419-546

BACK DIMENSIONS

	W	H
IN	19	16-20
MM	483	406-508

Ergonomic features:
C, D, G, H, M, N



1 per carton



PETRA



model OTG11320B

STANDARD FEATURES


- Breathable mesh back.
- Standard with height adjustable T-arms with self-skinned urethane (SSU) armcaps.
- Scuff resistant base.
- Dual wheel carpet casters (C65) are standard.
- Only available in Black mesh fabric (MS20) seat with a Black mesh back.
- Compliant with the emissions guidelines set by the GREENGUARD Environmental Institute.
- Limited Lifetime Warranty (2-year exceptions apply - see page 146).
- Weight capacity for this series is 300 lbs.

CHAIR ADJUSTMENTS

- Center tilt with upright position tilt lock.
- Tilt tension adjustment.
- Pneumatic seat height adjustment.

OPTIONAL FEATURES

- Hard surface flooring casters (**C65R**) can be purchased separately. Add \$96/set.

DESCRIPTION		MODEL# / FEATURES	
 <p>Mesh Back Tilter Unit weight: 29 LB 13.2 KG Carton weight: 36.45 LB 16.53 KG Carton volume: 4.7 FT³ 0.13 MT³</p>		List price	
	OTG11320B	525	

PLAN



model OTG13072

STANDARD FEATURES

- Upholstered seat and Black cellular mesh back.
- Height adjustable lumbar support.
- Available with three arm options - armless, fixed arms, and height adjustable arms with soft self-skinned urethane (SSU) armcaps.
- Dual wheel carpet casters (C1) are standard.
- Seats can be upholstered in Luxhide bonded leather (various colors) or in all Global grade 1 seating textiles (see page 142).
- Limited Lifetime Warranty (5-year exceptions apply - see page 146).
- Weight capacity for this series is 300 lbs.

CHAIR ADJUSTMENTS










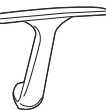



- Synchro tilter mechanism with upright position tilt lock.
- Tilt tension adjustment.
- Pneumatic seat height adjustment.

OPTIONAL FEATURES

- Hard surface flooring casters (**C65R**) can be purchased separately. Add \$96/set.
- Arm sets can be purchased separately.

ALTERNATE TEXTILE OPTIONS

- Graded-in textiles are available (seat only). No minimum quantities. Contact Customer Service for pricing.

DESCRIPTION		MODEL# / FEATURES																																				
	Armless Synchro-Tilter, Mesh High Back and Uph Seat Unit weight: 25 LB 11.4 KG Carton weight: 32 LB 14.51 KG Carton volume: 6.5 FT³ 0.18 MT³	List price																																				
		OTG13070	515																																			
		<table><tr><th colspan="3">OVERALL DIMENSIONS</th><th colspan="3">SEAT DIMENSIONS</th><th colspan="2">BACK DIMENSIONS</th></tr><tr><th></th><th>W</th><th>D</th><th>H</th><th>W</th><th>D</th><th>H</th><th>W</th><th>H</th></tr><tr><td>IN</td><td>19</td><td>22</td><td>38</td><td>19</td><td>17</td><td>16.5-20.5</td><td>17.5</td><td>20</td></tr><tr><td>MM</td><td>483</td><td>559</td><td>965</td><td>483</td><td>432</td><td>419-521</td><td>445</td><td>508</td></tr></table>		OVERALL DIMENSIONS			SEAT DIMENSIONS			BACK DIMENSIONS			W	D	H	W	D	H	W	H	IN	19	22	38	19	17	16.5-20.5	17.5	20	MM	483	559	965	483	432	419-521	445	508
		OVERALL DIMENSIONS			SEAT DIMENSIONS			BACK DIMENSIONS																														
			W	D	H	W	D	H	W	H																												
IN	19	22	38	19	17	16.5-20.5	17.5	20																														
MM	483	559	965	483	432	419-521	445	508																														
Ergonomic features: A, B, C, D, L, M, N																																						
<div><div>RTA 8</div><div> 1 per carton</div><div></div></div>																																						
	Synchro-Tilter, Mesh High Back and Uph Seat w/Fixed Arms Unit weight: 31 LB 14.1 KG Carton weight: 41 LB 18.6 KG Carton volume: 6.5 FT³ 0.18 MT³	List price																																				
		OTG13071	582																																			
		<table><tr><th colspan="3">OVERALL DIMENSIONS</th><th colspan="3">SEAT DIMENSIONS</th><th colspan="2">BACK DIMENSIONS</th></tr><tr><th></th><th>W</th><th>D</th><th>H</th><th>W</th><th>D</th><th>H</th><th>W</th><th>H</th></tr><tr><td>IN</td><td>25</td><td>22</td><td>38</td><td>19</td><td>17</td><td>16.5-20.5</td><td>17.5</td><td>20</td></tr><tr><td>MM</td><td>635</td><td>559</td><td>965</td><td>483</td><td>432</td><td>419-521</td><td>445</td><td>508</td></tr></table>		OVERALL DIMENSIONS			SEAT DIMENSIONS			BACK DIMENSIONS			W	D	H	W	D	H	W	H	IN	25	22	38	19	17	16.5-20.5	17.5	20	MM	635	559	965	483	432	419-521	445	508
		OVERALL DIMENSIONS			SEAT DIMENSIONS			BACK DIMENSIONS																														
			W	D	H	W	D	H	W	H																												
IN	25	22	38	19	17	16.5-20.5	17.5	20																														
MM	635	559	965	483	432	419-521	445	508																														
Ergonomic features: A, B, C, D, L, M, N																																						
<div><div>RTA 2</div><div> 1 per carton</div><div></div></div>																																						
	Synchro-Tilter, Mesh High Back and Uph Seat w/Arms Unit weight: 31 LB 14.1 KG Carton weight: 41 LB 18.6 KG Carton volume: 6.5 FT³ 0.18 MT³	List price																																				
		OTG13072	651																																			
		<table><tr><th colspan="3">OVERALL DIMENSIONS</th><th colspan="3">SEAT DIMENSIONS</th><th colspan="2">BACK DIMENSIONS</th></tr><tr><th></th><th>W</th><th>D</th><th>H</th><th>W</th><th>D</th><th>H</th><th>W</th><th>H</th></tr><tr><td>IN</td><td>25</td><td>22</td><td>38</td><td>19</td><td>17</td><td>16.5-20.5</td><td>17.5</td><td>20</td></tr><tr><td>MM</td><td>635</td><td>559</td><td>965</td><td>483</td><td>432</td><td>419-521</td><td>445</td><td>508</td></tr></table>		OVERALL DIMENSIONS			SEAT DIMENSIONS			BACK DIMENSIONS			W	D	H	W	D	H	W	H	IN	25	22	38	19	17	16.5-20.5	17.5	20	MM	635	559	965	483	432	419-521	445	508
		OVERALL DIMENSIONS			SEAT DIMENSIONS			BACK DIMENSIONS																														
			W	D	H	W	D	H	W	H																												
IN	25	22	38	19	17	16.5-20.5	17.5	20																														
MM	635	559	965	483	432	419-521	445	508																														
Ergonomic features: A, B, C, D, H, L, M, N																																						
<div><div>RTA 2</div><div> 1 per carton</div><div></div></div>																																						
	Fixed T-Arms - 1 pair Unit weight: 4 LB 1.8 KG Carton weight: 7.5 LB 3.4 KG Carton volume: 0.6 FT³ 0.01 MT³	List price																																				
		OTG13073	69																																			
		<table><tr><th colspan="3">OVERALL DIMENSIONS</th></tr><tr><th></th><th>W</th><th>D</th><th>H</th></tr><tr><td>IN</td><td>3</td><td>10</td><td>11</td></tr><tr><td>MM</td><td>76</td><td>254</td><td>279</td></tr></table>		OVERALL DIMENSIONS				W	D	H	IN	3	10	11	MM	76	254	279																				
		OVERALL DIMENSIONS																																				
			W	D	H																																	
IN	3	10	11																																			
MM	76	254	279																																			
Ergonomic features: A, B, C, D, H, L, M, N																																						
<div><div>RTA 00</div><div> 1 pair per carton (pricing is for the pair, specifications are for one arm)</div></div>																																						
	Height Adjustable T-Arms - 1 pair Unit weight: 5 LB 2.3 KG Carton weight: 8 LB 3.63 KG Carton volume: 0.6 FT³ 0.01 MT³	List price																																				
		OTG13074	135																																			
		<table><tr><th colspan="3">OVERALL DIMENSIONS</th></tr><tr><th></th><th>W</th><th>D</th><th>H</th></tr><tr><td>IN</td><td>3.5</td><td>9.5</td><td>11.5</td></tr><tr><td>MM</td><td>89</td><td>241</td><td>292</td></tr></table>		OVERALL DIMENSIONS				W	D	H	IN	3.5	9.5	11.5	MM	89	241	292																				
		OVERALL DIMENSIONS																																				
			W	D	H																																	
IN	3.5	9.5	11.5																																			
MM	89	241	292																																			
Ergonomic features: A, B, C, D, H, L, M, N																																						
<div><div>RTA 00</div><div> 1 pair per carton (pricing is for the pair, specifications are for one arm)</div></div>																																						

SAFARI



model OTG13026

STANDARD FEATURES

- Mesh back tilter chair.
- Compact design suitable for average to petite size individuals.
- Contoured Black mesh back with lumbar strap provides excellent support.
- Fixed loop arms.
- Black base with dual wheel carpet casters (C1) is standard.
- Seat can be upholstered in all Global grade 1 seating textiles or in Luxhide bonded leather (see page 142).
- Compliant with the emissions guidelines set by the GREENGUARD Environmental Institute.
- Limited Lifetime Warranty (5-year exceptions apply - see page 146).
- Weight capacity for this series is 300 lbs.

CHAIR ADJUSTMENTS





- Center tilt with upright position tilt lock.
- Tilt tension adjustment.
- Pneumatic seat height adjustment.

OPTIONAL FEATURES

- Hard surface flooring casters (**C9R**) can be purchased separately. Add \$96/set.

ALTERNATE TEXTILE OPTIONS

- Graded-in textiles are available (seat only). No minimum quantities. Contact Customer Service for pricing.

DESCRIPTION		MODEL# / FEATURES							
		List price							
	OTG13026	456							
		OVERALL DIMENSIONS		SEAT DIMENSIONS			BACK DIMENSIONS		
		W	D	H	W	D	H	W	H
		IN 23	23.5	40	19	17	18.25-22.25	19	19
		MM 584	597	991	483	432	464-565	483	483
Medium Mesh Back Tilter Unit weight: 27 LB 12.3 KG Carton weight: 32 LB 14.51 KG Carton volume: 4.5 FT³ 0.12 MT³		Ergonomic features: A, B, C, M, N, S		RTA 8		courier		1 per carton	
									

SIX 13



model OTG11613B

STANDARD FEATURES





- A value priced multi-tilter chair with many ergonomic features.
- Standard with height adjustable T-arms with self-skinned urethane (SSU) armcaps.
- Dual wheel carpet casters (C65) are standard.
- Upholstered in Black, Quilt (QL10) only.
- Compliant with the emissions guidelines set by the GREENGUARD Environmental Institute.
- Limited Lifetime Warranty (2-year exceptions apply - see page 146).
- Weight capacity for this series is 300 lbs.

CHAIR ADJUSTMENTS

- Multi-Center tilt with infinite position tilt lock.
- Infinite position back and seat angle adjustments.
- Concealed ratchet back height adjustment.
- Pneumatic seat height adjustment.

OPTIONAL FEATURES

- Hard surface flooring casters (**C65R**) can be purchased separately. Add \$96/set.

DESCRIPTION		MODEL# / FEATURES							
		List price							
	OTG11613B	622							
		OVERALL DIMENSIONS		SEAT DIMENSIONS			BACK DIMENSIONS		
		W	D	H	W	D	H	W	H
		IN 25.5	24	39	21	18.5	17.5-22.5	20.5	17.5-19
		MM 648	610	991	533	470	445-572	521	445-483
Medium Back Multi-Tilter Unit weight: 37 LB 16.8 KG Carton weight: 41 LB 18.6 KG Carton volume: 5.77 FT³ 0.16 MT³		Ergonomic features: A, B, C, D, G, H, M, N, S		RTA 8		courier		1 per carton	
									

SIX 31



model OTG11631B

STANDARD FEATURES



- A great general purpose office chair.
- Contoured seat and back with thick cushions.
- Standard with height adjustable T-arms with self-skinned urethane (SSU) armcaps.
- Dual wheel carpet casters (C65) are standard.
- OTG11531B and OTG11631B are upholstered in Black, Quilt (QL10)
- Compliant with the emissions guidelines set by the GREENGUARD Environmental Institute.
- Limited Lifetime Warranty (2-year exceptions apply - see page 146).
- Weight capacity for this series is 300 lbs.

CHAIR ADJUSTMENTS

- **Multi-tilter chair**
 - Center tilt with infinite position tilt lock.
 - Tilt tension adjustment.
 - Independent back and seat angle adjustments.
 - Internal ratchet back height adjustment.
 - Seat depth adjustment.
 - Pneumatic seat height adjustment.
- **Operator chairs**
 - Center tilt with infinite position tilt lock.
 - Tilt tension adjustment.
 - Independent back and seat angle adjustments
 - Back height adjustment.
 - Pneumatic seat height adjustment.

OPTIONAL FEATURES

- Hard surface flooring casters (**C65R**) can be purchased separately. Add \$96/set.

DESCRIPTION	MODEL# / FEATURES									
 Medium Back Multi-Tilter Unit weight: 55 LB 25 KG Carton weight: 65 LB 29.48 KG Carton volume: 8 FT³ 0.22 MT³	List price									
	OTG11531B		798							
	Black									
	OVERALL DIMENSIONS			SEAT DIMENSIONS			BACK DIMENSIONS			
	W	D	H	W	D	H	W	H		
IN	25.5	24	42.5	20	17	19-23	19.5	20.5-23.5		
MM	648	610	1080	508	432	483-584	495	521-597		
Ergonomic features:		RTA 8		courier				GREENGUARD		
A, B, C, D, E, F, G, H, M, N, S				1 per carton						
 Medium Back Operator Unit weight: 42 LB 19.1 KG Carton weight: 46 LB 20.87 KG Carton volume: 6.5 FT³ 0.18 MT³	List price									
	OTG11631B		585							
	Black									
	OVERALL DIMENSIONS			SEAT DIMENSIONS			BACK DIMENSIONS			
	W	D	H	W	D	H	W	H		
IN	25.5	25	44	20.5	19	18.5-22.5	20	23-24.5		
MM	648	635	1118	521	483	470-572	508	584-622		
Ergonomic features:		RTA 8		courier				GREENGUARD		
A, B, C, D, G, H, M, N, S				1 per carton						

SODA






model MVL13017




STANDARD FEATURES

- A contemporary, yet retro light lounge series featuring fully upholstered cushions.
- Back design on lounge chair offers flexible movement.
- Generous proportions allow for a variety of seating positions.
- Chair and ottoman are standard with a Chrome frame with clear polycarbonate glides and are suitable for carpet, rubber or concrete flooring.
- Can be upholstered in all Global grade 1 seating textiles or in Luxhide bonded leather (see page 142).
- Compliant with the emissions guidelines set by the GREENGUARD Environmental Institute.
- Limited Lifetime Warranty (5-year exceptions apply - see page 146).
- Weight capacity for this series is 300 lbs.

ALTERNATE TEXTILE OPTIONS

- Graded-in textiles are available. No minimum quantities. Contact Customer Service for pricing.
- Bantam is a durable, bleach cleanable (9:1) vinyl, but due to the stiff nature of the textile, this vinyl is prone to bunching and will not upholster as smoothly as other coverings in this series.

DESCRIPTION		MODEL# / FEATURES																																	
		List price																																	
	MVL13017	646																																	
	Luxhide bonded leather or fabric (previously MVL13017F)																																		
	<table><tr><th colspan="3">OVERALL DIMENSIONS</th><th colspan="3">SEAT DIMENSIONS</th><th colspan="2">BACK DIMENSIONS</th></tr><tr><th>W</th><th>D</th><th>H</th><th>W</th><th>D</th><th>H</th><th>W</th><th>H</th></tr><tr><td>IN 27</td><td>24</td><td>32</td><td>27</td><td>18</td><td>17</td><td>22</td><td>15.5</td></tr><tr><td>MM 686</td><td>610</td><td>813</td><td>686</td><td>457</td><td>432</td><td>559</td><td>394</td></tr></table>			OVERALL DIMENSIONS			SEAT DIMENSIONS			BACK DIMENSIONS		W	D	H	W	D	H	W	H	IN 27	24	32	27	18	17	22	15.5	MM 686	610	813	686	457	432	559	394
	OVERALL DIMENSIONS			SEAT DIMENSIONS			BACK DIMENSIONS																												
W	D	H	W	D	H	W	H																												
IN 27	24	32	27	18	17	22	15.5																												
MM 686	610	813	686	457	432	559	394																												
Ergonomic features: M, N																																			
Unit weight: 30 LB 13.6 KG Carton weight: 37 LB 16.78 KG Carton volume: 15.75 FT³ 0.44 MT³		RTA 00	1 per carton																																
		 																																	

		List price													
	MVL13018	494													
	<table><tr><th colspan="3">OVERALL DIMENSIONS</th></tr><tr><th>W</th><th>D</th><th>H</th></tr><tr><td>IN 27</td><td>21</td><td>18.75</td></tr><tr><td>MM 686</td><td>533</td><td>476</td></tr></table>			OVERALL DIMENSIONS			W	D	H	IN 27	21	18.75	MM 686	533	476
	OVERALL DIMENSIONS														
	W	D	H												
IN 27	21	18.75													
MM 686	533	476													
Ergonomic features: M, N															
Unit weight: 19 LB 8.6 KG Carton weight: 25 LB 11.34 KG Carton volume: 10.25 FT³ 0.29 MT³		RTA 00	1 per carton												
		 													



SODA TABLES



model MVL13016

STANDARD FEATURES

- 1" thick thermally fused laminate top surface with 2mm matching edgeband.
- Tables are standard with a Chrome frame with clear polycarbonate glides and are suitable for carpet, rubber or concrete flooring.
- Top surface available in 16 standard finishes (see page 143).
- Meets applicable ANSI/BIFMA standards.

TABLES	MODEL #	DIMENSIONS IN MM	WEIGHT LB KG	VOLUME FT³ MT³	LIST PRICE
W x D x H					
	MVL13016	30 x - x 15.25	40	13	\$445
	30" round	762 x - x 387	18.14	0.36	
	MVL13023	30 x - x 15.25	45	13	\$445
	30" square	762 x - x 387	20.41	0.36	

30" Tables

Shipped assembled in 1 carton.

SPARROW



model OTG10920

STANDARD FEATURES

- Multi-purpose guest/occasional chair.
- Durable welded four-legged steel frame.
- Black mesh back with Black, Quilt (QL10) seat.
- Seat shroud design protects cushion seat pad when stacked.
- Nylon loop arms.
- Black nylon frame features a unique back grid.
- Shipped assembled - 4 per carton.
- Compliant with the emissions guidelines set by the GREENGUARD Environmental Institute.
- Limited Lifetime Warranty (2-year exceptions apply - see page 146).
- Weight capacity for this series is 300 lbs.


DESCRIPTION

MODEL# / FEATURES



Guest Chair, Mesh Back and Uph Seat

Unit weight: 18.5 LB | 8.4 KG
Carton weight: 20 LB | 9.07 KG
Carton volume: 17.5 FT³ | 0.49 MT³

List price								
OTG10920	285							
OVERALL DIMENSIONS				SEAT DIMENSIONS			BACK DIMENSIONS	
	W	D	H	W	D	H	W	H
IN	24	21.5	33.5	18	17	18.5	17	15
MM	610	546	851	457	432	470	432	381
Ergonomic features:								
M, N		RTA 00		4 per carton (pricing and specifications are for one chair)				



- Bantam is a durable, bleach cleanable (9:1) vinyl, but due to the stiff nature of the textile, this vinyl is prone to bunching and will not upholster as smoothly as other coverings in this series.

67

SUBURB



model MVL13051



model MVL13052

STANDARD FEATURES


- Canadian made sofa series.
- All models are freestanding.
- Thick, plush cushions are reversible and removable.
- Standard with tapered wood legs in Black finish.
- Arms taper forward and feature a radius end.
- Can be upholstered in all Global grade 1 seating textiles or in Luxhide bonded leather (see page 142).
- Compliant with the emissions guidelines set by the GREENGUARD Environmental Institute.
- Limited Lifetime Warranty (5-year exceptions apply - see page 146).
- Weight capacity for this series is 300 lbs. per seat.

ALTERNATE TEXTILE OPTIONS

- Graded-in textiles are available. No minimum quantities. Contact Customer Service for pricing.

DESCRIPTION

MODEL# / FEATURES






Lounge Chair


Unit weight: 49 LB | 22.3 KG
Carton weight: 59 LB | 26.76 KG
Carton volume: 14.5 FT³ | 0.41 MT³

MVL13051

List price

862

OVERALL DIMENSIONS			SEAT DIMENSIONS			BACK DIMENSIONS		
	W	D	H	W	D	H	W	H
IN	30.25	32.75	31.5	21	19.5	17.5	21	14.5
MM	768	832	800	533	495	445	533	368
RTA 00			courier			1 per carton		
								





Two Seat Sofa

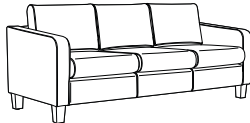
Unit weight: 71 LB | 32.3 KG
Carton weight: 83 LB | 37.65 KG
Carton volume: 24.25 FT³ | 0.68 MT³

MVL13052

List price

1316

OVERALL DIMENSIONS			SEAT DIMENSIONS			BACK DIMENSIONS		
	W	D	H	W	D	H	W	H
IN	52.25	32.75	31.5	43	19.5	17.5	43	14.5
MM	1327	832	800	1092	495	445	1092	368
RTA 00			1 per carton			 		





Three Seat Sofa

Unit weight: 94 LB | 42.7 KG
Carton weight: 108 LB | 48.99 KG
Carton volume: 34.25 FT³ | 0.96 MT³

MVL13053

List price

1767

OVERALL DIMENSIONS			SEAT DIMENSIONS			BACK DIMENSIONS		
	W	D	H	W	D	H	W	H
IN	74.25	32.75	31.5	65	19.5	17.5	65	14.5
MM	1886	832	800	1651	495	445	1651	368
RTA 00			1 per carton			 		

TAMI



model MVL1617



model MVL1616

STANDARD FEATURES











- Canadian made task chairs.
- Hinged back for enhanced comfort.
- Scuff resistant outer back shroud.
- MVL1617 is standard with height adjustable T-arms with self-skinned urethane (SSU) armcaps.
- Dual wheel carpet casters (C65) are standard.
- Can be upholstered in all Global grade 1 seating textiles with the exception of Luxhide (see page 142).
- Compliant with the emissions guidelines set by the GREENGUARD Environmental Institute.
- Limited Lifetime Warranty (5-year exceptions apply - see page 146).
- Weight capacity for this series is 300 lbs.

CHAIR ADJUSTMENTS

- Seat depth adjustment.
- Pneumatic seat height adjustment.

OPTIONAL FEATURES

- For hard surface flooring casters, please specify (C65R). Add \$21/set.
- Bantam is a durable, bleach cleanable (9:1) vinyl, but due to the stiff nature of the textile, this vinyl is prone to bunching and will not upholster as smoothly as other coverings in this series.

DESCRIPTION		MODEL# / FEATURES		
		List price		
	MVL1616	231		
Armless Task Unit weight: 18 LB 8.2 KG Carton weight: 21 LB 9.53 KG Carton volume: 3.6 FT³ 0.1 MT³		Ergonomic features: C, E, M, N	<div>RTA 2</div> <div> 1 per carton</div> <div> </div>	
		List price		
	MVL1617	324		
Task w/Arms Unit weight: 24 LB 10.9 KG Carton weight: 27 LB 12.25 KG Carton volume: 4.6 FT³ 0.13 MT³		Ergonomic features: C, E, H, M, N	<div>RTA 2</div> <div> 1 per carton</div> <div> </div>	
		List price		
	MVL2784	119		
Height Adjustable T-Arms - 1 pair Unit weight: 8 LB 3.6 KG Carton weight: 10 LB 4.54 KG Carton volume: 1.3 FT³ 0.03 MT³			<div>RTA 00</div> <div> 1 pair per carton (pricing is for the pair, specifications are for one arm)</div>	

TOMA



model OTG13032

STANDARD FEATURES

- Mesh back synchro-tilter chair.
- Standard with height adjustable T arms with self-skinned urethane (SSU) armcaps.
- Black base with dual wheel carpet casters (C1) is standard.
- Available in Black polyester seat fabric with a Black mesh back.
- Compliant with the emissions guidelines set by the GREENGUARD Environmental Institute.
- Limited Lifetime Warranty (2-year exceptions apply - see page 146).
- Weight capacity for this series is 300 lbs.

CHAIR ADJUSTMENTS

- Upright position tilt lock.
- Tilt tension adjustment.
- Height adjustable flexible lumbar support.
- Pneumatic seat height adjustment.

OPTIONAL FEATURES

- Hard surface flooring casters (**C9R**) can be purchased separately. Add \$96/set.

DESCRIPTION

MODEL# / FEATURES






Medium Back Synchro-Tilter
Unit weight: 31 LB | 14.1 KG
Carton weight: 36 LB | 16.33 KG
Carton volume: 4.7 FT³ | 0.13 MT³

Ergonomic features:
A, B, C, D, H, L, M, N

List price

OTG13032

568

OVERALL DIMENSIONS			SEAT DIMENSIONS			BACK DIMENSIONS		
	W	D	H	W	D	H	W	H
IN	24	24	40	18.5	17	18.5-22.5	17.5	20.5
MM	610	610	1016	470	432	470-572	445	521
 RTA 8			 courier	1 per carton				

ULTRA



model MVL11730



model MVL11743

STANDARD FEATURES

- Canadian made tilter and guest chairs.
- Internal welded steel frame.
- Chrome fixed arms (except armless models) and base.
- Dual wheel carpet casters (C65) are standard (except guest chairs).
- Seating surfaces can be upholstered in Luxhide bonded leather, in various colors (see page 142).
- Compliant with the emissions guidelines set by the GREENGUARD Environmental Institute.
- Limited Lifetime Warranty (5-year exceptions apply - see page 146).
- Weight capacity for this series is 300 lbs.

CHAIR ADJUSTMENTS





- Center tilt with upright position tilt lock.
- Tilt tension adjustment.
- Pneumatic seat height adjustment.




OPTIONAL FEATURES

- For hard surface flooring casters, please specify (C65R). Add \$21/set.
- Optional removable upholstered armcaps are available for tilter models with arms, please order (MVL11733). For graded-in textile pricing, please contact Customer Service.

ALTERNATE TEXTILE OPTIONS

- Graded-in textiles are available. No minimum quantities. Contact Customer Service for pricing.

DESCRIPTION	MODEL# / FEATURES									
 High Back Tilter w/Arms Unit weight: 32 LB 14.5 KG Carton weight: 44 LB 19.96 KG Carton volume: 11 FT³ 0.31 MT³	List price									
	MVL11730		699							
	OVERALL DIMENSIONS			SEAT DIMENSIONS			BACK DIMENSIONS			
	W	D	H	W	D	H	W	H		
IN 23.5 MM 597	24.5 622	40 1016	21 533	17.5 445	17.5-22.5 445-572	20 508	21 533			
Ergonomic features: A, B, C, M, N, S	RTA 1		courier		1 per carton		CANADA GREENGUARD		GREENGUARD	
 Armless High Back Tilter Unit weight: 28 LB 12.7 KG Carton weight: 38 LB 17.24 KG Carton volume: 11 FT³ 0.31 MT³	List price									
	MVL11732		629							
	OVERALL DIMENSIONS			SEAT DIMENSIONS			BACK DIMENSIONS			
	W	D	H	W	D	H	W	H		
IN 21 MM 533	24.5 622	40 1016	21 533	17.5 445	17.5-22.5 445-572	20 508	21 533			
Ergonomic features: A, B, C, M, N, S	RTA 1		courier		1 per carton		CANADA GREENGUARD		GREENGUARD	
 Upholstered Armcaps - 1 pair Unit weight: 0.25 LB 0.1 KG Carton weight: 0.75 LB 0.34 KG Carton volume: 0.2 FT³ 0.01 MT³	List price									
	MVL11733		56							
	OVERALL DIMENSIONS			SEAT DIMENSIONS			BACK DIMENSIONS			
	W	D	H	W	D	H	W	H		
IN 5.5 MM 140	9.25 235	0.25 6	-	-	-	-	-			
For models with arms: MVL11730, MVL11734.	RTA 00		courier		1 per carton (pricing is for the pair, specifications are for one armcap)		CANADA GREENGUARD		GREENGUARD	
 Low Back Tilter w/Arms Unit weight: 35 LB 15.9 KG Carton weight: 42 LB 19.05 KG Carton volume: 11 FT³ 0.31 MT³	List price									
	MVL11734		679							
	OVERALL DIMENSIONS			SEAT DIMENSIONS			BACK DIMENSIONS			
	W	D	H	W	D	H	W	H		
IN 23.5 MM 597	24.5 622	38 965	21 533	17.5 445	17.5-22.5 445-572	20 508	19 483			
Ergonomic features: A, B, C, M, N, S	RTA 1		courier		1 per carton		CANADA GREENGUARD		GREENGUARD	

DESCRIPTION		MODEL# / FEATURES									
	MVL11735	List price									
		615									
		OVERALL DIMENSIONS			SEAT DIMENSIONS			BACK DIMENSIONS			
		W	D	H	W	D	H	W	H		
		IN 21 MM 533	24.5 622	38 965	21 533	17.5 445	17.5-22.5 445-572	20 508	19 483		
		Ergonomic features: A, B, C, M, N, S									
		RTA 1		courier		1 per carton		CANADA COURTESY		certified	
	MVL11742	List price									
		779									
		OVERALL DIMENSIONS			SEAT DIMENSIONS			BACK DIMENSIONS			
		W	D	H	W	D	H	W	H		
		IN 24.25 MM 616	25 635	35 889	21 533	17.5 445	18 457	21 533	17.5 445		
		Ergonomic features: M, N									
		RTA 00				1 per carton		CANADA COURTESY		certified	
	MVL11743	List price									
		669									
		OVERALL DIMENSIONS			SEAT DIMENSIONS			BACK DIMENSIONS			
		W	D	H	W	D	H	W	H		
		IN 21 MM 533	24.75 629	35 889	21 533	17.5 445	18 457	21 533	17.5 445		
		Ergonomic features: M, N									
		RTA 00				1 per carton		CANADA COURTESY		certified	

YOHO



model MVL2789

STANDARD FEATURES





- Canadian made task chairs.
- Thick cushion compound-curved back offers great lumbar support.
- Standard with height adjustable T-arms with durable self-skinned urethane (SSU) armcaps (except armless models).
- Dual wheel carpet casters (C65) are standard.
- Height adjustable chairs are equipped with an adjustable Chrome footrest.
- Seating surfaces can be upholstered in Luxhide bonded leather (various colors) or in all Global grade 1 seating textiles (see page 142).
- Compliant with the emissions guidelines set by the GREENGUARD Environmental Institute.
- Limited Lifetime Warranty (5-year exceptions apply - see page 146).
- Weight capacity for this series is 300 lbs.

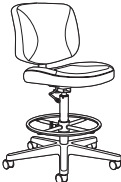
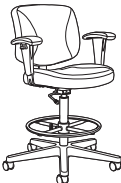

CHAIR ADJUSTMENTS

- Seat depth adjustment.
- Pneumatic seat height adjustment.

OPTIONAL FEATURES

- For hard surface flooring casters, please specify (C65R). Add \$21/set.

DESCRIPTION	MODEL# / FEATURES	
	List price	
	MVL2778 Luxhide bonded leather or fabric	583
Medium Back Task w/Arms Unit weight: 32 LB 14.5 KG Carton weight: 38 LB 17.24 KG Carton volume: 5.5 FT³ 0.15 MT³		
	List price	
	MVL2779 Luxhide bonded leather or fabric	483
Medium Back Armless Task Unit weight: 23 LB 10.5 KG Carton weight: 29 LB 13.15 KG Carton volume: 5.5 FT³ 0.15 MT³		
	List price	
	MVL2786 Luxhide bonded leather or fabric (previously MVL2786F)	373
Low Back Armless Task Unit weight: 23 LB 10.5 KG Carton weight: 28 LB 12.7 KG Carton volume: 4.7 FT³ 0.13 MT³		
	List price	
	MVL2789 Luxhide bonded leather or fabric (previously MVL2789F)	490
Low Back Task w/Arms Unit weight: 29 LB 13.2 KG Carton weight: 34 LB 15.42 KG Carton volume: 4.7 FT³ 0.13 MT³		

DESCRIPTION		MODEL# / FEATURES																																				
	Low Back Armless Height Adjustable Task Stool Unit weight: 40 LB 18.2 KG Carton weight: 45 LB 20.41 KG Carton volume: 7 FT³ 0.19 MT³	List price																																				
		MVL2796 579																																				
		Luxhide bonded leather or fabric (previously MVL2796F)																																				
		<table><tr><th colspan="3">OVERALL DIMENSIONS</th><th colspan="3">SEAT DIMENSIONS</th><th colspan="2">BACK DIMENSIONS</th></tr><tr><th></th><th>W</th><th>D</th><th>H</th><th>W</th><th>D</th><th>H</th><th>W</th><th>H</th></tr><tr><td>IN</td><td>19</td><td>24</td><td>44</td><td>19</td><td>16.5</td><td>23.5-33.5</td><td>17.5</td><td>16</td></tr><tr><td>MM</td><td>483</td><td>610</td><td>1118</td><td>483</td><td>419</td><td>597-851</td><td>445</td><td>406</td></tr></table>		OVERALL DIMENSIONS			SEAT DIMENSIONS			BACK DIMENSIONS			W	D	H	W	D	H	W	H	IN	19	24	44	19	16.5	23.5-33.5	17.5	16	MM	483	610	1118	483	419	597-851	445	406
		OVERALL DIMENSIONS			SEAT DIMENSIONS			BACK DIMENSIONS																														
	W	D	H	W	D	H	W	H																														
IN	19	24	44	19	16.5	23.5-33.5	17.5	16																														
MM	483	610	1118	483	419	597-851	445	406																														
Ergonomic features: C, E, M, N																																						
	Low Back Height Adjustable Task Stool w/Arms Unit weight: 46 LB 20.9 KG Carton weight: 50 LB 22.68 KG Carton volume: 7 FT³ 0.19 MT³	List price																																				
		MVL2799 695																																				
		Luxhide bonded leather or fabric (previously MVL2799F)																																				
		<table><tr><th colspan="3">OVERALL DIMENSIONS</th><th colspan="3">SEAT DIMENSIONS</th><th colspan="2">BACK DIMENSIONS</th></tr><tr><th></th><th>W</th><th>D</th><th>H</th><th>W</th><th>D</th><th>H</th><th>W</th><th>H</th></tr><tr><td>IN</td><td>24</td><td>24</td><td>44</td><td>19</td><td>16.5</td><td>23.5-33.5</td><td>17.5</td><td>16</td></tr><tr><td>MM</td><td>610</td><td>610</td><td>1118</td><td>483</td><td>419</td><td>597-851</td><td>445</td><td>406</td></tr></table>		OVERALL DIMENSIONS			SEAT DIMENSIONS			BACK DIMENSIONS			W	D	H	W	D	H	W	H	IN	24	24	44	19	16.5	23.5-33.5	17.5	16	MM	610	610	1118	483	419	597-851	445	406
		OVERALL DIMENSIONS			SEAT DIMENSIONS			BACK DIMENSIONS																														
	W	D	H	W	D	H	W	H																														
IN	24	24	44	19	16.5	23.5-33.5	17.5	16																														
MM	610	610	1118	483	419	597-851	445	406																														
Ergonomic features: C, E, H, M, N																																						
	Height Adjustable T-Arms - 1 pair Unit weight: 8 LB 3.6 KG Carton weight: 10 LB 4.54 KG Carton volume: 1.3 FT³ 0.03 MT³	List price																																				
		MVL2784 119																																				
		<table><tr><th colspan="3">OVERALL DIMENSIONS</th><th colspan="3">SEAT DIMENSIONS</th><th colspan="2">BACK DIMENSIONS</th></tr><tr><th></th><th>W</th><th>D</th><th>H</th><th>W</th><th>D</th><th>H</th><th>W</th><th>H</th></tr><tr><td>IN</td><td>3</td><td>10</td><td>12</td><td>-</td><td>-</td><td>-</td><td>-</td><td>-</td></tr><tr><td>MM</td><td>76</td><td>254</td><td>305</td><td>-</td><td>-</td><td>-</td><td>-</td><td>-</td></tr></table>		OVERALL DIMENSIONS			SEAT DIMENSIONS			BACK DIMENSIONS			W	D	H	W	D	H	W	H	IN	3	10	12	-	-	-	-	-	MM	76	254	305	-	-	-	-	-
		OVERALL DIMENSIONS			SEAT DIMENSIONS			BACK DIMENSIONS																														
			W	D	H	W	D	H	W	H																												
IN	3	10	12	-	-	-	-	-																														
MM	76	254	305	-	-	-	-	-																														
Ergonomic features: C, E, H, M, N																																						
1 pair per carton (pricing is for the pair, specifications are for one arm)																																						

ZIM



model OTG11351G

STANDARD FEATURES


- High back synchro-tilter chair with wrap around mesh design.
- Standard with height adjustable T arms with self-skinned urethane (SSU) armcaps.
- Available in Black polyester fabric seat with mesh back in Black (B) or Grey (G).
- Black base with dual wheel carpet casters (C1) is standard.
- Compliant with the emissions guidelines set by the GREENGUARD Environmental Institute.
- Limited Lifetime Warranty (2-year exceptions apply - see page 146).
- Weight capacity for this series is 300 lbs.

CHAIR ADJUSTMENTS

- Synchro tilt with multi position tilt lock.
- Automatic tilt tension adjustment.
- Seat depth adjustment.
- Pneumatic seat height adjustment.

OPTIONAL FEATURES

- Hard surface flooring casters (**C9R**) can be purchased separately. Add \$96/set.

DESCRIPTION	MODEL# / FEATURES									
	List price									
	OTG11351B		519							
	OTG11351G									
	OVERALL DIMENSIONS			SEAT DIMENSIONS			BACK DIMENSIONS			
	W	D	H	W	D	H	W	H		
IN	26	24.5	43	19.5	18	18.5-22.5	18	22.5		
MM	660	622	1092	495	457	470-572	457	572		
High Back Weight Sensing Synchro-Tilter										
Unit weight: 37.5 LB 17 KG										
Carton weight: 44 LB 19.96 KG										
Carton volume: 5.75 FT³ 0.16 MT³										
Ergonomic features:										
B, C, E, H, L, M, N										
RTA 8										
courier										
1 per carton										
GREENGUARD										

Ionic Series

Lite-Lift II

Pashley

Desks&Tables

Ionic	80
Ionic benching	113
Ionic panels.....	117
Ionic privacy panels	110
Ionic quick assembly height adjustable tables	107
Lift-Lift II tables	120
Pashley.....	119



GENERAL INFORMATION

- Ionic has a clean, modern form and is able to support a wide range of workspace applications. From cubicles, multi-station clusters, private offices, reception areas or boardrooms, Ionic offers functional and practical desking solutions.
- Thermally fused laminate surfaces.
- 16 finishes to choose from.
- 1" thick worksurfaces.
- Panels are fully finished on both sides and on all edges.
- Durable 2mm matching edge.
- All drawers are equipped with ball bearing over-travel slides.
- File drawers accommodate letter or legal size filing.
- Silver finish handles and locks.
- Grommets and wire access strips are standard on select models.
- Meets applicable ANSI/BIFMA standards.
- Canadian made and backed by Global's Lifetime Warranty.
- Greenguard Certified.

CONSTRUCTION

- All components are made from 45 lb. density particle board covered with thermally fused laminate on both sides.
- Interlocking cam lock connectors.
- Leveling glides are standard on all floor units.
- Locks are standard on pedestals, storage cabinets and lateral files and have removable cores.
- Key locks are random and cannot be specified.

WRITABLE SURFACE OPTION

- Available on select products: Ionic table desks MLxxxxDWL and MLxxxRWL, and Ionic flip-top tables MLxxxxFT.
- High gloss White, non-magnetic dry-erase surface with contrasting edge in Storm Grey only.
- Specify **(WRS)**. For upcharge, refer to finish option per product.

FINISHES

- Ionic can be finished in the following standard colors with no upcharge:

TOP COLORS

ACJ	Absolute Acajou
ASN	Asian Night
AWC	Avant Cherry
AWH	Avant Honey
CMB	Clear Maple
DES	Dark Espresso
DWT	Designer White
HGT	Hayden Grey
NBL	Noce Biondo
NGL	Noce Grigio
NEL	Noce Leggero
NML	Noce Medio
SKC	Shaker Cherry
TWL	Tiger Walnut
WHC	White Chocolate
WCR	Winter Cherry

CHASSIS COLORS

ACJ	Absolute Acajou
ASN	Asian Night
AWC	Avant Cherry
AWH	Avant Honey
CMB	Clear Maple
DES	Dark Espresso
DWT	Designer White
HGT	Hayden Grey
NBL	Noce Biondo
NGL	Noce Grigio
NEL	Noce Leggero
NML	Noce Medio
SKC	Shaker Cherry
TWL	Tiger Walnut
WHC	White Chocolate
WCR	Winter Cherry

TWO-TONE FINISHES

- Standard finish top and chassis combinations available - no upcharge.
- To specify, mark your order as follows:
 - First code specifies top color, second code specifies chassis color (i.e. AWC/DWT = Avant Cherry top and Designer White chassis).
 - If the top and chassis are to be the same finish, you must specify the top finish and the chassis finish (ie: AWC/AWC).

FINISHES - METAL LEGS

- Available in the following Santex finishes:

TBL	Black
TDW	Designer White
TTU	Tungsten

TACKBOARD COLORS

- Tackboards are available to fit 66" and 72" wide hutches.
- Lola fabric is standard and is available in the following colors:

Blue Mist (LL14)	Medium Taupe (LL11)
Caramel Cream (LL12)	Sandstone (LL38)
Cinder (LL37)	Spray (LL35)
Granite (LL36)	

DRAWERS

- All file drawers and box drawers have ball bearing over-travel slides to provide full access to drawer interiors.
- Drawer fronts are edged with 2mm matching edge on all four sides.
- Top box drawer includes one pencil tray.

HANDLES

- Handles are standard on all storage cabinets, pedestals and aluminum framed/glazed doors.
- Silver rectangular handle is standard.

GROMMETS

- Grommets are standard on most desks, credenzas, returns, bridges and most worksurfaces with post legs. For location and number of grommets, see price list specifications on individual components.
- Grommet locations are standard on each component and cannot be specified.
- Grommets may be eliminated upon request. Please specify **(RSG)** for no grommet option. **Add \$53.** The no grommet option requires an extended lead time.

MODESTY PANELS

- Full modesty panels are standard on bow front desks, rectangular desks, credenzas, returns and bridges.
- 12" high modesty panels are available as an option at no extra charge. Available on credenzas, returns and bridges. Please specify **(12)** when ordering.
- Modesty panels require extended lead times.
- Modesty panels are 12" high with 16" clearance from the floor to the bottom of the modesty.
- Delta and Rectangular Island with Square Post:
Modesty panels are available as an add-on component. Modesty panels are 12" high with 16" clearance from the floor. Please see individual models for specific codes.
- Table Desk with H-Leg:
Modesty panels are available as an add-on component. Modesty panels are 12" high with 16" clearance from the floor. Please see individual models for specific codes.
- Modesty panel front recess is as follows:
Bow Front Desk - 6.5" from the gable
30" Deep Desk - 4.5"
36" Deep Desk - 6.5"
Credenzas, returns and bridges are flush (no recess)

WORKSURFACES WITH 2" SQUARE POST LEGS

- "D" and Rectangular Islands are standard with a single post leg, end gable and 12" high modesty panel.
- Delta worksurfaces are standard with two post legs and flush mount hardware. Delta tops are available left or right handed (i.e. units must be specified left or right).
- Post legs are 2" square and are standard in Tungsten **(TTU)**. Available in Black **(TBL)** or Designer White **(TDW)** at no upcharge.
- Worksurface tops are predrilled with threaded steel inserts to connect legs with Truss head screws.

RETURNS WITH LAMINATE GABLES

- All gables are reversible for left or right hand applications.
- Full modesty panels are standard.
- Optional 12" modesty panels are available. Please specify **(12)** for this option.

TABLE DESK/RETURNS WITH 2" SQUARE METAL H-LEGS

- Rectangular table desks include two 28" high H-legs.
- Overlap desks with legs include one 28" high H-leg and one 5 3/4" high H-leg.
- Returns include one H-leg.
- H frame is 21" wide from outside to outside of legs for 24" deep table desk.
- H frame is 23" wide from outside to outside of legs for 30" deep table desk.
- H-legs are available in Black **(TBL)** Designer White **(TDW)** or Tungsten **(TTU)**.
- Returns are non-handed and can be used for left or right hand applications.
- All table desks include underside stability panel for structural integrity; 24"D table desks will not accommodate MLMP22BBF or ML22BBF pedestals.
- Overlap desks include a support spacer which will be same finish as the top.
- Underside clearance for keyboard mechanisms:
21" - per 30"D table desks
16" - per 24"D table desks

RECEPTION DESK

- This freestanding unit comes complete with reception mantle, desk, light kit, glass front, pigeon hole organizer and hardware.

BRIDGES

- Full modesty laminate panels are standard.
- Optional 12" modesty panels are available. Please specify **(12)** for this option.

BRIDGE TOPS

- Bridge tops are standard without modesty panels.

HUTCHES

- Hutches are available in 36", 66" and 72" widths. All hutches are 15" deep.
- Hutches are shipped ready to assemble.
- 66" and 72" hutches have a 20 3/8" height clearance between the worksurface and the underside of the hutch shelf.
- 36" hutch comes with two shelves. The lower shelf is height adjustable.
- Laminate doors or aluminum frame/glazed doors are available for the 72", 66" and 36" wide hutch. Laminate doors are 1 1/16" thick.
- Doors for 72" and 66" hutches come in a package of two doors, and accommodate either the left side or right side of the hutch. For full closure, two door kits are required (i.e. four doors total).
- Hutches can be mounted onto credenza units without mechanical fasteners. Two-sided tape is provided allowing installer to attach, however, flush plates are available for added security.
- Hutches come standard with one grommet and a full-length 1" wire access strip for cable management.

STORAGE UNITS (FREESTANDING VS. UNDER WORKSURFACE)

- One set of front-to-back file bars included per file drawer.
- All 24" deep lateral files and storage units are counterbalanced and come with interlock mechanisms. These units come standard with tops and are designed to be freestanding.
- All 22" deep lateral files and storage units are designed for use underneath worksurfaces and are not intended to be used as freestanding pieces.
- All mobile pedestals are available with a counterweight.

LOCKS

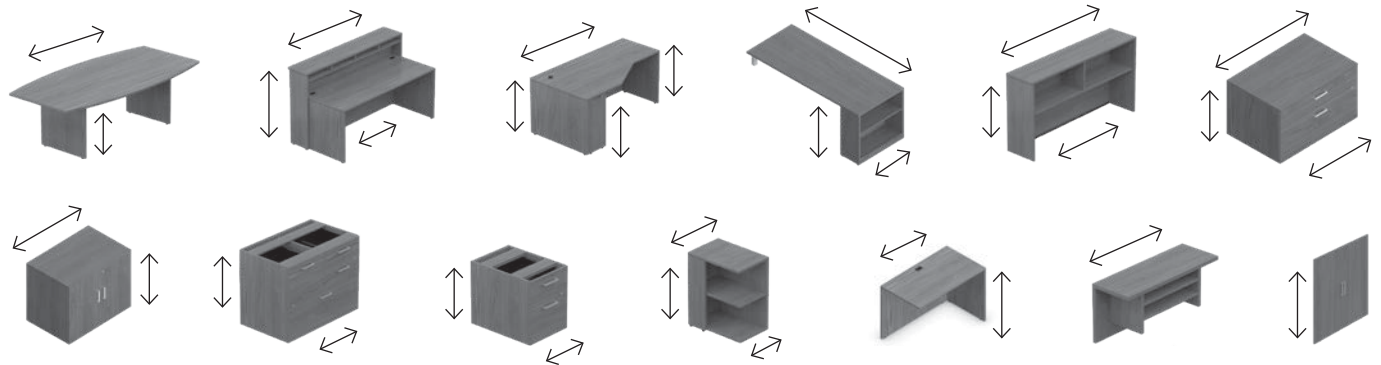
- Ionic key numbers range from #100-120. Locks are randomly installed at the factory. Key alike or preferred number assignment are not available.

POWER BLOCK OPTIONS

- Refer to Accessories price list pages under power and data for options to deliver desktop power and/or USB charging ports

LAMINATES WITH WOODGRAIN

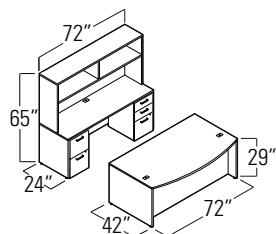
- Typical woodgrain direction for Ionic is outlined below:



ASSEMBLY

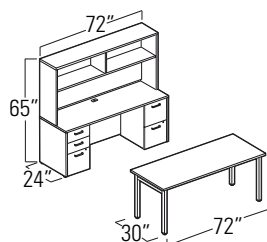
- Reception Desk (ML72MRD) is shipped in 2 cartons (desk - KD, mantle - assembled).
- Pedestals, lateral files and storage cabinets are shipped assembled.
- All other components are shipped easy to assemble and require some assembly.

MLP201: Management Suite - Bow Front Desk



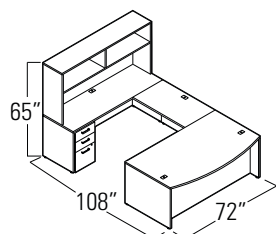
Package Contents	Model Number	Quantity	List Price	Package Price
Bow Desk	ML7242BD	1	\$941	\$3444
Credenza - Rectangular	ML7224C	1	\$557	
File/File Pedestal	ML22FF	1	\$603	
Hutch - 72"	ML72HO	1	\$720	
Box/Box/File Pedestal	ML22BBF	1	\$623	

MLP230: Office Suite



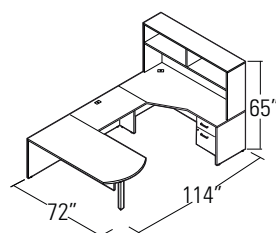
Package Contents	Model Number	Quantity	List Price	Package Price
Table Desk	ML7230DWL	1	\$836	\$3339
Credenza - Rectangular	ML7224C	1	\$557	
Hutch - 72"	ML72HO	1	\$720	
Box/Box/File Pedestal	ML22BBF	1	\$623	
File/File Pedestal	ML22FF	1	\$603	

MLP205: Management Suite - Bow Front Desk w/Rectangular Credenza*



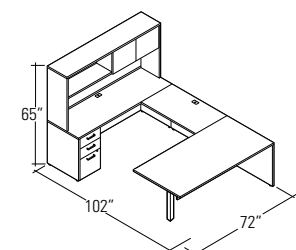
Package Contents	Model Number	Quantity	List Price	Package Price
Bow Desk	ML7242BD	1	\$941	\$3272
Credenza - Rectangular	ML7224C	1	\$557	
Hutch - 72"	ML72HO	1	\$720	
Bridge	ML4224FB	1	\$431	
Box/Box/File Pedestal	ML22BBF	1	\$623	

MLP202R: Management Suite - "D" Island w/Left Extended Credenza



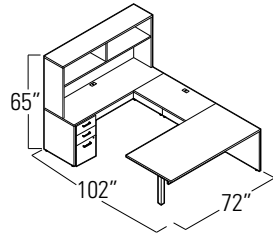
Package Contents	Model Number	Quantity	List Price	Package Price
"D" Island w/Square Post	ML7236DM	1	\$735	\$3158
Extended Corner Credenza - LEFT	ML7236CEL	1	\$782	
Hutch - 72"	ML72HO	1	\$720	
Bridge	ML4224FB	1	\$431	
Hanging Box/File Pedestal	ML22HBF	1	\$490	

MLP121: "U" Shaped Suite

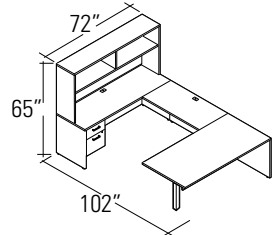


Package Contents	Model Number	Quantity	List Price	Package Price
Rectangular Island w/Square Post	ML7236RM	1	\$735	\$3203
Bridge	ML4224FB	1	\$431	
Credenza - Rectangular	ML7224C	1	\$557	
Hutch - 72"	ML72HO	1	\$720	
Laminate Doors	ML36DRL	1	\$137	
Box/Box/File Pedestal	ML22BBF	1	\$623	

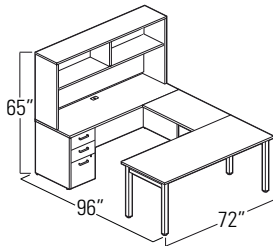
* Can be assembled left or right

MLP221: Management Suite - Rectangular Island*


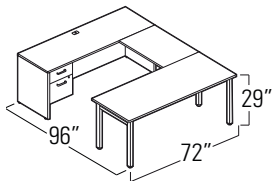
Package Contents	Model Number	Quantity	List Price	Package Price
Rectangular Island w/Square Post	ML7236RM	1	\$735	\$3066
Bridge	ML4224FB	1	\$431	
Credenza - Rectangular	ML7224C	1	\$557	
Hutch - 72"	ML72HO	1	\$720	
Box/Box/File Pedestal	ML22BBF	1	\$623	

MLP321: "U" Shaped Suite


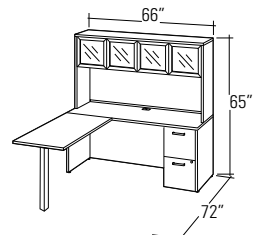
Package Contents	Model Number	Quantity	List Price	Package Price
Rectangular Island w/Square Post	ML7236RM	1	\$735	\$2933
Bridge	ML4224FB	1	\$431	
Credenza - Rectangular	ML7224C	1	\$557	
Hutch - 72"	ML72HO	1	\$720	
Hanging Box/File Pedestal	ML22HBF	1	\$490	

MLP229: "U" Shaped Suite*


Package Contents	Model Number	Quantity	List Price	Package Price
Table Desk	ML7230DWL	1	\$836	\$2981
Bridge Top	ML4224B	1	\$245	
Credenza - Rectangular	ML7224C	1	\$557	
Hutch - 72"	ML72HO	1	\$720	
Box/Box/File Pedestal	ML22BBF	1	\$623	

MLP228: "U" Shaped Suite*


Package Contents	Model Number	Quantity	List Price	Package Price
Table Desk	ML7230DWL	1	\$836	\$2128
Bridge Top	ML4224B	1	\$245	
Credenza - Rectangular	ML7224C	1	\$557	
Hanging Box/File Pedestal	ML22HBF	1	\$490	

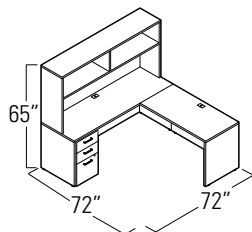
MLP235: Management "L" Suite


Package Contents	Model Number	Quantity	List Price	Package Price
Rectangular Island w/Square Post	ML4824RI	1	\$507	\$3567
Credenza - Rectangular	ML6624C	1	\$498	
Glazed Doors	ML33DRAG	2	\$636	
Hutch - 66"	ML66HO	1	\$687	
File/File Pedestal	ML22FF	1	\$603	

* Can be assembled left or right

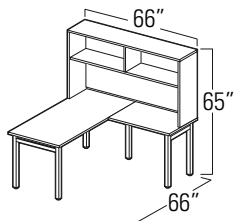
I IONIC™ - PACKAGES

MLP206: Supervisor Suite w/Rectangular Credenza*



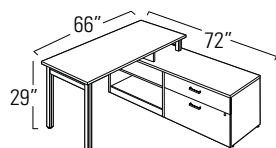
Package Contents	Model Number	Quantity	List Price	Package Price
Return	ML4824R	1	\$505	\$2405
Credenza - Rectangular	ML7224C	1	\$557	
Box/Box/File Pedestal	ML22BBF	1	\$623	
Hutch - 72"	ML72HO	1	\$720	

MLP227: "L" Shaped Suite*



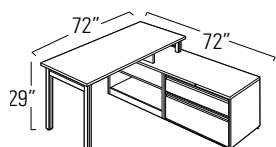
Package Contents	Model Number	Quantity	List Price	Package Price
Table Desk	ML6630DWL	1	\$815	\$1911
Return	ML3624RWL	1	\$409	
Hutch - 66"	ML66HO	1	\$687	

MLP238: Ionic "L" Shape Suite*



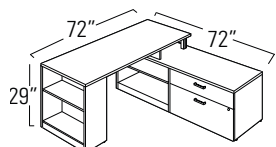
Package Contents	Model Number	Quantity	List Price	Package Price
Overlap Desk with Legs	ML6630POL	1	\$808	\$2592
Low Shelf Unit - No Top	ML2136CO	1	\$636	
Low Box/File - No Top	ML2136BF	1	\$940	
Top For 24"D Storage Unit	ML7224LT	1	\$208	

MLP236: Ionic and MVL "L" Shape Suite*



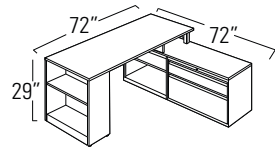
Package Contents	Model Number	Quantity	List Price	Package Price
Overlap Desk with Legs	ML7230POL	1	\$830	\$2574
1 ½ Open Shelf	M19361XSN	1	\$630	
1 ½ Drawer High Lateral Cabinet	M1936PXB	1	\$910	
Top For 19.25"D Storage Unit	ML7219LT	1	\$204	

MLP237: Ionic "L" Shape Suite*

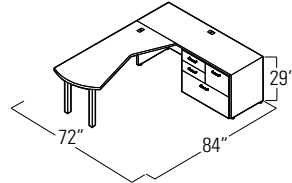


Package Contents	Model Number	Quantity	List Price	Package Price
Overlap Desk with Bookcase	ML7230POB	1	\$1272	\$3056
Low Shelf Unit - No Top	ML2136CO	1	\$636	
Low Box/File - No Top	ML2136BF	1	\$940	
Top For 24"D Storage Unit	ML7224LT	1	\$208	

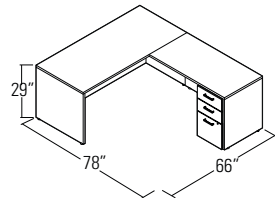
* Can be assembled left or right

MLP241: Ionic and MVL "L" Shape Suite*


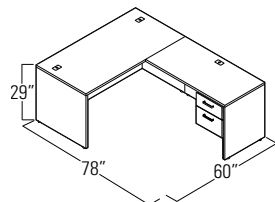
Package Contents	Model Number	Quantity	List Price	Package Price
Overlap Desk with Bookcase	ML7224POB	1	\$1185	\$2929
1 ½ Open Shelf	M19361XSN	1	\$630	
1 ½ Drawer High Lateral Cabinet	M1936PXB	1	\$910	
Top For 19.25"D Storage Unit	ML7219LT	1	\$204	

MLP217L: "L" Shape w/Delta Surface


Package Contents	Model Number	Quantity	List Price	Package Price
Credenza - Rectangular	ML7224C	1	\$557	\$2137
Delta Island w/2 Square Posts - LEFT	ML6030PL	1	\$604	
Multi-Storage Unit - No Top	ML3622MS	1	\$976	

MLP108: "L" Shape Desk*


Package Contents	Model Number	Quantity	List Price	Package Price
Rectangular Desk	ML6630D	1	\$539	\$1667
Return	ML4824R	1	\$505	
Box/Box/File Pedestal	ML22BBF	1	\$623	

MLP107: "L" Shape Desk*


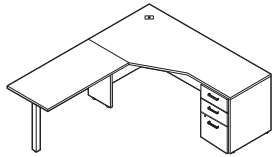
Package Contents	Model Number	Quantity	List Price	Package Price
Rectangular Desk	ML6030D	1	\$506	\$1501
Return	ML4824R	1	\$505	
Hanging Box/File Pedestal	ML22HBF	1	\$490	

MLP116R - "L" Shape 72" x 84"


Package Contents	Model Number	Quantity	List Price	Package Price
Extended Corner Credenza - RIGHT	ML7236CER	1	\$782	\$1912
Rectangular Island w/Square Post	ML4824RI	1	\$507	
Box/Box/File Pedestal	ML22BBF	1	\$623	

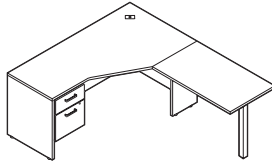
* Can be assembled left or right

MLP116L: "L" Shape 84" x 72"



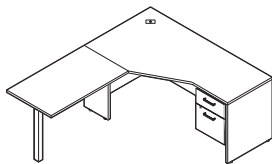
Package Contents	Model Number	Quantity	List Price	Package Price
Extended Corner Credenza - LEFT	ML7236CEL	1	\$782	\$1912
Rectangular Island w/Square Post	ML4824RI	1	\$507	
Box/Box/File Pedestal	ML22BBF	1	\$623	

MLP115R: "L" Shape 66" x 78"



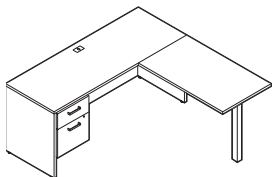
Package Contents	Model Number	Quantity	List Price	Package Price
Extended Corner Credenza - RIGHT	ML6636CER	1	\$689	\$1654
Rectangular Island w/Square Post	ML4224RI	1	\$475	
Hanging Box/File Pedestal	ML22HBF	1	\$490	

MLP115L: "L" Shape 78" x 66"



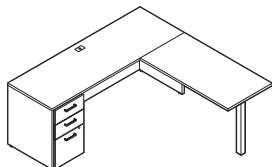
Package Contents	Model Number	Quantity	List Price	Package Price
Extended Corner Credenza - LEFT	ML6636CEL	1	\$689	\$1654
Rectangular Island w/Square Post	ML4224RI	1	\$475	
Hanging Box/File Pedestal	ML22HBF	1	\$490	

MLP113: "L" Shape 66" x 66"*



Package Contents	Model Number	Quantity	List Price	Package Price
Credenza - Rectangular	ML6624C	1	\$498	\$1463
Rectangular Island w/Square Post	ML4224RI	1	\$475	
Hanging Box/File Pedestal	ML22HBF	1	\$490	

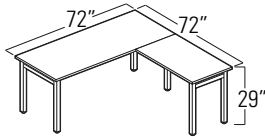
MLP114 - "L" Shape 72" x 72"*



Package Contents	Model Number	Quantity	List Price	Package Price
Credenza - Rectangular	ML7224C	1	\$557	\$1687
Rectangular Island w/Square Post	ML4824RI	1	\$507	
Box/Box/File Pedestal	ML22BBF	1	\$623	

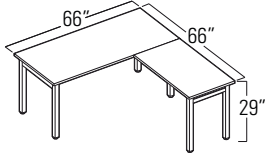
* Can be assembled left or right

MLP224: "L" Shape Suite*



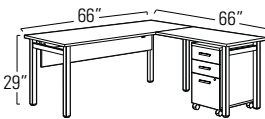
Package Contents	Model Number	Quantity	List Price	Package Price
Table Desk	ML7230DWL	1	\$836	\$1277
Return	ML4224RWL	1	\$441	

MLP222: "L" Shape Suite*



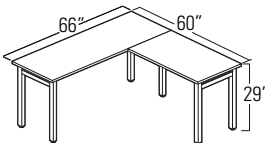
Package Contents	Model Number	Quantity	List Price	Package Price
Table Desk	ML6630DWL	1	\$815	\$1224
Return	ML3624RWL	1	\$409	

MLP231: "L" Shape Suite*



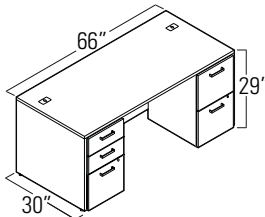
Package Contents	Model Number	Quantity	List Price	Package Price
Table Desk	ML6630DWL	1	\$815	\$2298
Return	ML3624RWL	1	\$409	
Box/Box/File Mobile Pedestal	MLMP22BBF	1	\$859	
Modesty Panel for Table Desk	ML6612MPT	1	\$215	

MLP223: "L" Shape Suite*



Package Contents	Model Number	Quantity	List Price	Package Price
Table Desk	ML6624DWL	1	\$754	\$1163
Return	ML3624RWL	1	\$409	

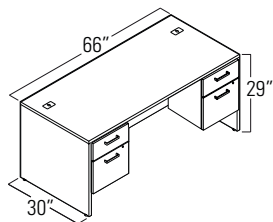
MLP109 - 66" x 30" Double Pedestal Desk



Package Contents	Model Number	Quantity	List Price	Package Price
Rectangular Desk	ML6630D	1	\$539	\$1765
Box/Box/File Pedestal	ML22BBF	1	\$623	
File/File Pedestal	ML22FF	1	\$603	

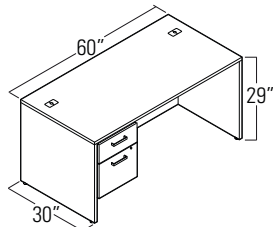
* Can be assembled left or right

MLP110: 66" x 30" Double Pedestal Desk



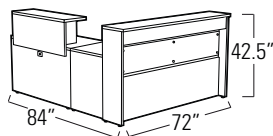
Package Contents	Model Number	Quantity	List Price	Package Price
Rectangular Desk	ML6630D	1	\$539	\$1519
Hanging Box/File Pedestal	ML22HBF	2	\$490	

MLP111: 60" x 30" Single Pedestal Desk*



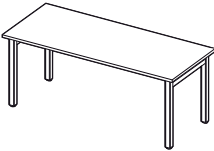
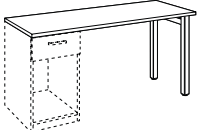
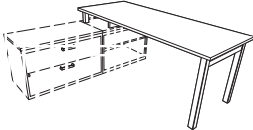
Package Contents	Model Number	Quantity	List Price	Package Price
Rectangular Desk	ML6030D	1	\$506	\$996
Hanging Box/File Pedestal	ML22HBF	1	\$490	

MLP633: Reception Suite



Package Contents	Model Number	Quantity	List Price	Package Price
Reception Desk	ML72MRD	1	\$3406	\$4404
Return	ML4824R	1	\$505	
Reception Desk Top	ML36RT	1	\$493	

* Can be assembled left or right

TABLE DESKS & COMPONENTS	MODEL #	DIMENSIONS ^{IN} _{MM}	WEIGHT ^{LB} _{KG}	VOLUME ^{FT³} _{MT³}	LIST PRICE	WRS ADD
 <p>Table Desk</p>  <p>Build-A-Table Desk with H-Leg</p>  <p>Overlap Desk w/Legs</p>	W x D x H					
	24" deep					
	ML3624DWL	36 x 24 x 29 <i>914 x 610 x 737</i>	67 <i>30.39</i>	3.7 <i>0.1</i>	\$632	\$141
	ML4224DWL	42 x 24 x 29 <i>1067 x 610 x 737</i>	71 <i>32.21</i>	3.9 <i>0.11</i>	\$645	\$156
	ML4824DWL	48 x 24 x 29 <i>1219 x 610 x 737</i>	76 <i>34.47</i>	4.1 <i>0.11</i>	\$660	\$160
	ML5424DWL	54 x 24 x 29 <i>1372 x 610 x 737</i>	81 <i>36.74</i>	4.2 <i>0.11</i>	\$689	\$176
	ML6024DWL	60 x 24 x 29 <i>1524 x 610 x 737</i>	89 <i>40.37</i>	4.4 <i>0.12</i>	\$721	\$198
	ML6624DWL	66 x 24 x 29 <i>1676 x 610 x 737</i>	89 <i>40.37</i>	4.6 <i>0.13</i>	\$754	\$227
	ML7224DWL	72 x 24 x 29 <i>1829 x 610 x 737</i>	93 <i>42.18</i>	4.8 <i>0.13</i>	\$773	\$236
	30" deep					
	ML6030DWL	60 x 30 x 29 <i>1524 x 762 x 737</i>	103 <i>46.72</i>	5.5 <i>0.15</i>	\$784	\$235
	ML6630DWL	66 x 30 x 29 <i>1676 x 762 x 737</i>	104 <i>47.17</i>	5.7 <i>0.16</i>	\$815	\$247
	ML7230DWL	72 x 30 x 29 <i>1829 x 762 x 737</i>	111 <i>50.35</i>	5.9 <i>0.16</i>	\$836	\$256
	Freestanding rectangular desk with two H-legs and stability panel. Accepts laminate modesty panel. Shipped easy to assemble in 2 cartons.					
	ML4824DTL	48 x 24 x 29 <i>1219 x 610 x 737</i>	57 <i>25.85</i>	4.3 <i>0.12</i>	\$485	N/A
	ML5424DTL	54 x 24 x 29 <i>1372 x 610 x 737</i>	63 <i>28.58</i>	4.5 <i>0.12</i>	\$518	N/A
	ML6024DTL	60 x 24 x 29 <i>1524 x 610 x 737</i>	69 <i>31.3</i>	4.7 <i>0.13</i>	\$555	N/A
	Build your own desk with light storage ML24WPO or ML24WBC (to be ordered separately). Reversible leg and storage orientation for left or right hand use. Kit includes one H-leg and top. Shipped easy to assemble in 2 cartons.					
	24" deep					
	ML6624POL	66 x 24 x 29 <i>1676 x 610 x 737</i>	69 <i>31.3</i>	5 <i>0.14</i>	\$737	N/A
	ML7224POL	72 x 24 x 29 <i>1829 x 610 x 737</i>	73 <i>33.11</i>	5.25 <i>0.14</i>	\$758	N/A
	30" deep					
	ML6630POL	66 x 30 x 29 <i>1676 x 762 x 737</i>	81 <i>36.74</i>	5.75 <i>0.16</i>	\$808	N/A
	ML7230POL	72 x 30 x 29 <i>1829 x 762 x 737</i>	86 <i>39.01</i>	6 <i>0.16</i>	\$830	N/A
	To overlap and be supported by low storage and 22.25"H shelving units. Includes one 28" high H-leg, one 5 3/4" high H-leg support and laminate support spacer. Specify laminate finish for top and support spacer and H-leg finish. Alternative: May also be supported by a 1 1/2 high MVL steel storage unit with a 1" thick laminate top. Shipped easy to assemble in 2 cartons.					

TABLES DESK & COMPONENTS

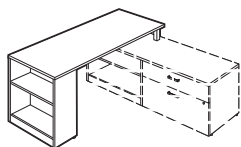
MODEL

DIMENSIONS ^{IN}
^{MM}WEIGHT ^{LB}
^{KG}VOLUME ^{FT³}
^{MT³}

LIST PRICE

WRS ADD

W x D x H



Overlap Desk w/Bookcase

24" deep

ML7224POB

72 x 24 x 29
1829 x 610 x 73794
42.6410
0.28**\$1185**

N/A

30" deep

ML7230POB

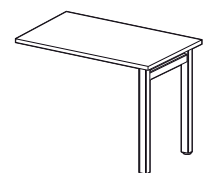
72 x 30 x 29
1829 x 762 x 737126
57.1511.75
0.33**\$1272**

N/A

To overlap and be supported by low storage and 22.25"H shelving units. Includes one 12"D bookcase with an adjustable shelf, one 5 3/4" high H-leg support and laminate support spacer. Specify laminate finish for top and support spacer, laminate finish for bookcase and H-leg finish.

Alternative: May also be supported by a 1 1/2 high MVL steel storage unit with a 1" thick laminate top.

Shipped easy to assemble in 3 cartons.



Return

ML3024RWL

30 x 24 x 29
762 x 610 x 73750
22.68

4

0.11

\$404**\$137**

ML3624RWL

36 x 24 x 29
914 x 610 x 73755
24.95

4.2

0.11

\$409**\$141**

ML4224RWL

42 x 24 x 29
1067 x 610 x 73759
26.76

4.4

0.12

\$441**\$156**

ML4824RWL

48 x 24 x 29
1219 x 610 x 73764
29.03

4.6

0.13

\$449**\$160**

ML5424RWL

54 x 24 x 29
1372 x 610 x 73767
30.39

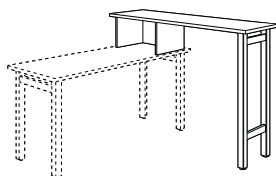
4.7

0.13

\$480**\$176**

Connects flush to freestanding desk, table desk and credenza. One leg included. Connecting hardware included.

Shipped easy to assemble in 2 cartons.



Sit-Stand Return

ML5418SRL

54 x 18 x 42
1372 x 457 x 106786
39.01

4.2

0.11

\$645

N/A

ML6018SRL

60 x 18 x 42
1524 x 457 x 106794
42.64

4.4

0.12

\$675

N/A

ML6618SRL

66 x 18 x 42
1676 x 457 x 1067102
46.27

4.5

0.12

\$704

N/A

ML7218SRL

72 x 18 x 42
1829 x 457 x 1067110
49.9

4.7

0.13

\$721

N/A

Use with table desk MLxxxDWL to create two-tier fixed height workstation. Integral desk top storage nook. Reversible for left or right hand configurations. Shipped easy to assemble in 2 cartons.



Bridge Top

ML3624B

36 x 24 x 1
914 x 610 x 2535
15.88

2

0.05

\$220

N/A

ML4224B

42 x 24 x 1
1067 x 610 x 2540
18.14

2

0.05

\$245

N/A

ML4824B

48 x 24 x 1
1219 x 610 x 2544
19.96

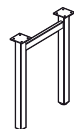
2

0.05

\$259

N/A

Connects flush between two freestanding units with full end gables or two H-legs. Shipped easy to assemble in 1 carton.



H-Leg

ML24LEG

23 x 4 x 28
584 x 102 x 71119
8.62

3


0.08

\$127

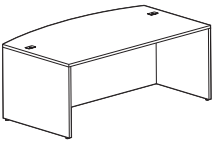
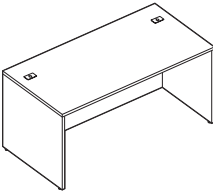
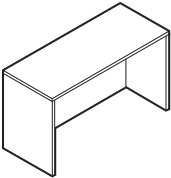
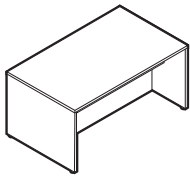
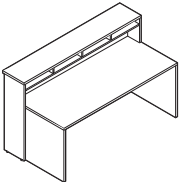
N/A

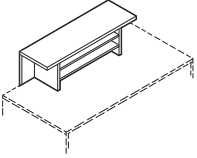
For use with 24" deep tops only and up to 54" wide (additional support required for tops over 54" wide).

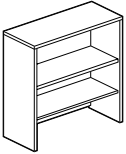
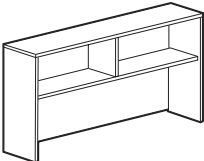
Shipped assembled in 1 carton.

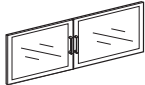
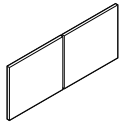

TABLES DESK & COMPONENTS	MODEL #	DIMENSIONS ^{IN} ^{MM}	WEIGHT ^{LB} ^{KG}	VOLUME ^{FT³} ^{MT³}	LIST PRICE
	W x D x H				
	ML4812MPT	42 x 0.68 x 12 1067 x 17 x 305	24 10.89	1 0.02	\$196
	ML5412MPT	48 x 0.68 x 12 1219 x 17 x 305	26 11.79	1 0.02	\$202
	ML6012MPT	54 x 0.68 x 12 1372 x 17 x 305	28 12.7	1 0.02	\$210
	ML6612MPT	60 x 0.68 x 12 1524 x 17 x 305	32 14.51	1.5 0.04	\$215
	ML7212MPT	66 x 0.68 x 12 1676 x 17 x 305	27 12.25	1.5 0.04	\$222
	ML4812MPT can be used with ML4824DWL. ML5412MPT can be used with ML5424DWL. ML6012MPT can be used with ML6030DWL and ML6024DWL. ML6612MPT can be used with ML6630DWL and ML6624DWL. ML7212MPT can be used with ML7230DWL and ML7224DWL. To be secured to H-leg tabs with wood screws provided, pilot holes pre-drilled. Shipped in 1 carton.				


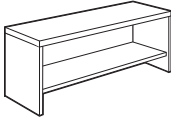
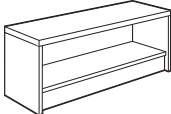
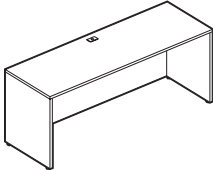
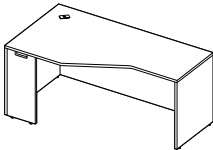
Modesty Panel for Table Desks

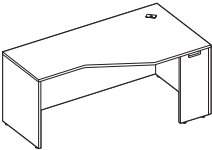
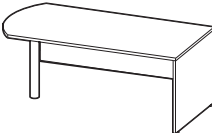
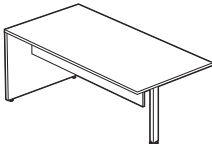
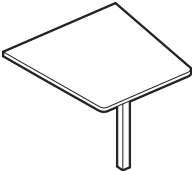
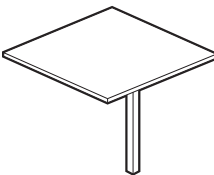
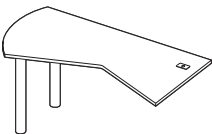
DESKS	MODEL #	DIMENSIONS ^{IN} MM	WEIGHT ^{LB} KG	VOLUME ^{FT³} MT ³	LIST PRICE
 <p>Bow Desk</p>	W x D x H				
	ML7242BD	72 x 36 x 29 1829 x 914 x 737	176 79.83	7 0.19	\$941
Bow desk with two wire grommets and a full modesty panel. Modesty panel recessed 6.5" at both ends and 12" on center. Shipped easy to assemble in 1 carton.					
 <p>Rectangular Desk</p>	ML6030D	60 x 30 x 29 1524 x 762 x 737	125 56.7	4.5 0.12	\$506
	ML6630D	66 x 30 x 29 1676 x 762 x 737	132 59.87	5 0.14	\$539
	ML7230D	72 x 30 x 29 1829 x 762 x 737	157 71.21	5.5 0.15	\$592
	ML7236D	72 x 36 x 29 1829 x 914 x 737	160 72.57	6 0.16	\$626
	Rectangular desks with two wire grommets and a full modesty panel. 30" deep - modesty panel recessed 4.3". 36" deep - modesty panel recessed 5.0". Shipped easy to assemble in 1 carton.				
 <p>Space Saver Desks, Single Sided</p>	ML482028CT	48 x 20 x 28 1219 x 508 x 711	73.4 33.29	2.8 0.07	\$560
	ML542028CT	54 x 20 x 28 1372 x 508 x 711	83.1 37.69	3.2 0.09	\$589
	ML602028CT	60 x 20 x 28 1524 x 508 x 711	92.9 42.14	3.5 0.09	\$611
	28"H overall. 20"D surface ideal as touch down space with option to include desktop power unit. Inset back to accommodate cable management. Optional cut-out to accommodate Cove mini power unit; power unit to be ordered separately (see page 127). Cut-out options: FOG1 (left), FOG2 (centered) or FOG3 (right). Best suited for use with Craft lounge series, refer to seating section of the price list pages 27-29 or other occasional seating. Shipped easy to assemble in 1 carton.				
 <p>Community Desks, Double Sided</p>	ML483628CT	48 x 36 x 28 1219 x 914 x 711	130.1 59.01	4.2 0.11	\$815
	ML543628CT	54 x 36 x 28 1372 x 914 x 711	140.1 63.55	4.3 0.12	\$848
	ML603628CT	60 x 36 x 28 1524 x 914 x 711	150.1 68.08	4.8 0.13	\$886
	28"H overall. Ideal for use in common areas as a casual meeting or workspace; accommodates users on either side. Center modesty panel is short to the underside of top by 6.5" with two support channels on either side of modesty creating a cavity for addition of power units and cable management. Optional FOG1, FOG2 or FOG3 surface grommets also may accommodate Cove mini power unit; power unit to be ordered separately (see page 127). Side pass-through grommets are optional (Options: PTL pass-through left side, PTR pass-through right side or PT2 pass-through both sides). Best suited for use with Craft lounge series, refer to seating section of the price list pages 27-29. Shipped easy to assemble in 1 carton.				
 <p>Reception Desk</p>	ML72MRD	72 x 36.5 x 42 1829 x 927 x 1067	300 136.08	32 0.9	\$3406
	When specifying <u>two</u> finishes: First finish: mantle top and desk worksurface. Second finish: vertical surfaces and pigeon holes. Includes desk, reception mantle, glass panel mounted onto White melamine, light kit and four pigeon holes. Desk and mantle do not attach. Desk shipped easy to assemble in 1 carton. Mantle shipped easy to assemble in 2 carton.				



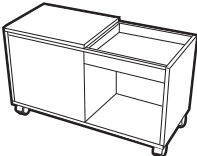
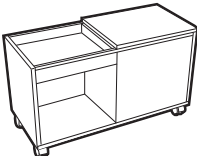

DESKS	MODEL #	DIMENSIONS ^{IN} ^{MM}	WEIGHT ^{LB} ^{KG}	VOLUME ^{FT³} ^{MT³}	LIST PRICE
		W x D x H			
	ML36RT	36 x 13 x 13 914 x 330 x 330	50 22.68	2.5 0.07	\$493
	ML42RT	42 x 13 x 13 1067 x 330 x 330	66 29.94	3 0.08	\$539
	Reception desk top that fits onto worksurfaces. Two shelves. Includes two-sided tape. Note: 13" high above surface, 17" high overall. Shipped easy to assemble in 1 carton.				



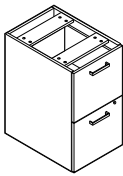
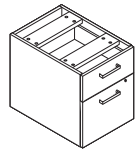
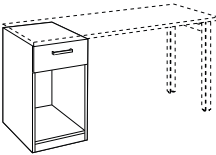
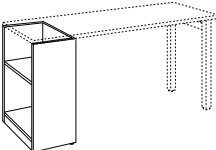
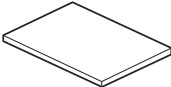
HUTCHES	MODEL #	DIMENSIONS ^{IN} ^{MM}	WEIGHT ^{LB} ^{KG}	VOLUME ^{FT³} ^{MT³}	LIST PRICE
	ML36HO	36 x 15 x 36 914 x 381 x 914	90 40.82	4 0.11	\$564
	ML36HO has a fixed center shelf and an adjustable lower shelf. Predrilled to accommodate glazed (ML36PHGD) or laminate (ML36PHLD) doors. Shipped easy to assemble in 1 carton.				
	ML66HO	66 x 15 x 36 1676 x 381 x 914	132 59.87	5 0.14	\$687
	ML72HO	72 x 15 x 36 1829 x 381 x 914	140 63.5	6 0.16	\$720
ML72HO and ML66HO have fixed shelf dividers. Can be used on any straight worksurface. 20" of clearance between worksurface and bottom of hutch. Predrilled to accommodate glazed or laminate doors. Shipped easy to assemble in 1 carton.					

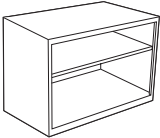
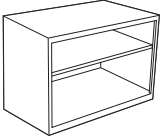
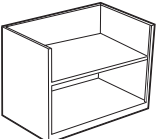
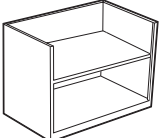
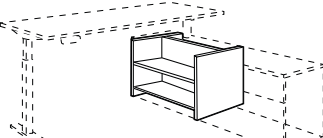

HUTCH DOORS	MODEL #	DIMENSIONS ^{IN} ^{MM}	WEIGHT ^{LB} ^{KG}	VOLUME ^{FT³} ^{MT³}	LIST PRICE
	ML33DRAG	31.8 x 0.8 x 14.5 808 x 20 x 368	8 3.63	1.5 0.04	\$636
	ML36DRAG	34.8 x 0.8 x 14.5 884 x 20 x 368	10 4.54	1.5 0.04	\$656
Set of two glazed doors for one side of hutch. Hinges included. Non locking. Not intended for use with laminate doors. Shipped in 1 carton. ML33DRAG - Set of 2 doors for ML66HO with a total width of 33". ML36DRAG - Set of 2 doors for ML72HO with a total width of 36".					
	ML33DRL	31.8 x 0.7 x 15 808 x 18 x 381	18 8.16	2 0.05	\$132
	ML36DRL	34.8 x 0.7 x 15 884 x 18 x 381	20 9.07	2 0.05	\$137
Set of two laminate doors for one side of hutch. Laminate door kit extends slightly beyond hutch case to offer finger pull opening. Hinges included. Non locking. Not intended for use with glazed doors. Shipped in 1 carton. ML33DRL - Set of 2 doors for ML66HO with a total width of 33". ML36DRL - Set of 2 doors for ML72HO with a total width of 36".					
	ML36PHGD	34.8 x 0.8 x 34.8 884 x 20 x 884	45 20.41	1.5 0.04	\$1212
Set of two aluminum framed glazed doors that fit onto 36" wide hutch <u>only</u> . Handles included. Non locking. Shipped in 1 carton.					

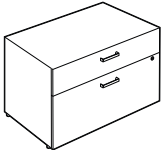
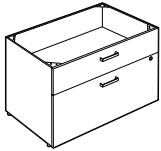
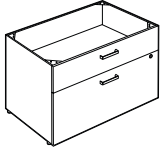
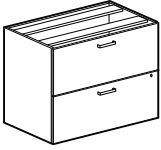
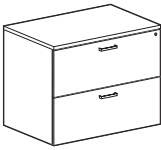
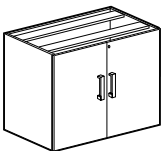
HUTCH DOORS		MODEL #	DIMENSIONS	WEIGHT	VOLUME	LIST PRICE
			W x D x H			
		ML36PHLD	34.8 x 0.7 x 34.8 884 x 18 x 884	35 15.88	0.75 0.02	\$309
		Set of two laminate doors that fit onto 36" wide hutch <u>only</u> . Handles included. Non locking. Shipped in 1 carton.				
DESKTOP STORAGE						
		ML36LDTS	36 x 12 x 12 914 x 305 x 305	50 22.68	0.7 0.01	\$505
		ML42LDTS	42 x 12 x 12 1067 x 305 x 305	59 26.76	0.8 0.02	\$552
		ML48LDTS	48 x 12 x 12 1219 x 305 x 305	69 31.3	0.9 0.02	\$580
		ML54LDTS	54 x 12 x 12 1372 x 305 x 305	80 36.29	1 0.02	\$618
		Desktop storage secures with double sided tape included to surface mounting on. Inside clearance 7.25"H, 3"H open bottom. 54" wide unit has a center vertical divider. Shipped assembled in 1 carton.				
		ML36LDTSF	36 x 12 x 12 914 x 305 x 305	54 24.49	0.7 0.01	\$523
		ML42LDTSF	42 x 12 x 12 1067 x 305 x 305	63 28.58	0.8 0.02	\$573
		ML48LDTSF	48 x 12 x 12 1219 x 305 x 305	73 33.11	0.9 0.02	\$603
		ML54LDTSF	54 x 12 x 12 1372 x 305 x 305	84 38.1	1 0.02	\$639
		Desktop storage secures with double sided tape included to surface mounting on. 54" wide unit has a center vertical divider. Inside clearance 7.25"H, fascia is optional with cut-out to accommodate Cove mini power unit MVCOVSM2B/S or MVCOVSIUB/S; power unit to be ordered separately (see page 127). Cut-out options: FOG1 (left), FOG2 (centered) or FOG3 (right). MLxxLDTSF back is short to allow cable from power unit to pass through back. Shipped assembled in 1 carton.				
CREDENZAS						
		ML7224C	72 x 24 x 29 1829 x 610 x 737	123 55.79	5 0.14	\$557
		ML6624C	66 x 24 x 29 1676 x 610 x 737	117 53.07	4.5 0.12	\$498
		Rectangular credenza with a surface wire grommet and a modesty panel wire grommet. Flush and full height modesty panel. Optional 12"H modesty panel available, please specify (12) . Shipped easy to assemble in 1 carton.				
EXTENDED CORNER CREDENZAS						
		ML6636CEL	66 x 36 x 29 1676 x 914 x 737	142 64.41	5.5 0.15	\$689
		ML7236CEL	72 x 36 x 29 1829 x 914 x 737	150 68.04	6 0.16	\$782
		Narrow and full gables. Narrow end gable can be connected to 24"D return or flush bridge. Full end panel cannot be connected. Corner wire grommet. Optional 12"H modesty panel available, please specify (12) . Shipped easy to assemble in 1 carton.				
Extended Corner Credenza - LEFT						

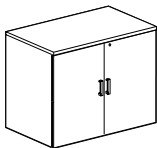
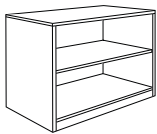
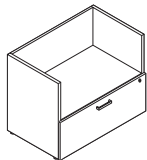
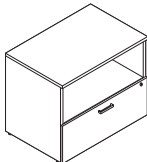
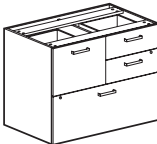
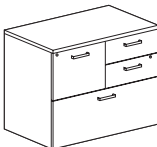
EXTENDED CORNER CREDENZAS	MODEL #	DIMENSIONS ^{IN} _{MM}	WEIGHT ^{LB} _{KG}	VOLUME ^{FT³} _{MT³}	LIST PRICE
		W x D x H			
	ML6636CER	66 x 36 x 29 1676 x 914 x 737	142 64.41	5.5 0.15	\$689
	ML7236CER	72 x 36 x 29 1829 x 914 x 737	150 68.04	6 0.16	\$782
Extended Corner Credenza - RIGHT	Narrow and full gables. Narrow end gable can be connected to 24"D return or flush bridge. Full end panel cannot be connected. Corner wire grommet. Full height modesty panel. Optional 12"H modesty panel available, please specify (12). Shipped easy to assemble in 1 carton.				
ISLANDS WITH MODESTY					
	ML6630DM	66 x 30 x 29 1676 x 762 x 737	40.8 18.51	3.84 0.1	\$625
	ML7236DM	72 x 36 x 29 1829 x 914 x 737	105.8 47.99	4.84 0.13	\$735
"D" Island w/Square Post Leg	Square post and modesty panel with 16" clearance. No grommet. Must be connected. Reversible. Shipped easy to assemble in 2 cartons.				
	ML6630RM	66 x 30 x 29 1676 x 762 x 737	41.8 18.96	4.34 0.12	\$625
	ML7236RM	72 x 36 x 29 1829 x 914 x 737	105.8 47.99	4.84 0.13	\$735
Rectangular Island w/Square Post Leg	Square post and modesty panel with 16" clearance. No grommet. Must be connected. Reversible. Shipped easy to assemble in 2 cartons.				
ISLANDS WITHOUT MODESTY					
	ML3636WI	36 x 36 x 29 914 x 914 x 737	35.8 16.24	2.34 0.06	\$468
	ML4242WI	42 x 42 x 29 1067 x 1067 x 737	45.8 20.77	3.04 0.08	\$562
Wedge Island - Square Post Leg	36" or 42" wide where surface connects. Use to create a collaborative huddle table with open shelf ML36290S or ML42290S. Connecting hardware included. Shipped easy to assemble in 2 cartons.				
	ML3636SI	36 x 36 x 29 914 x 914 x 737	37.8 17.15	2.34 0.06	\$452
	ML4242SI	42 x 42 x 29 1067 x 1067 x 737	47.8 21.68	3.04 0.08	\$545
Square Island - Square Post Leg	36" or 42" wide where surface connects. Use to create a collaborative huddle table with open shelf ML36290S or ML42290S. Connecting hardware included. Shipped easy to assemble in 2 cartons.				
	ML6030PL	60 x 30 x 29 1524 x 762 x 737	20.6 9.34	1.68 0.04	\$604
Delta Island w/Square Post Legs - LEFT	30"D where surface connects. Corner wire grommet. Two square posts. Connecting hardware included. Optional modesty panel available. Shipped easy to assemble in 3 cartons.				

MOBILE PEDESTALS	MODEL #	DIMENSIONS <small>IN MM</small>	WEIGHT <small>LB KG</small>	VOLUME <small>FT³ MT³</small>	LIST PRICE
 <p>Box/File Mobile Pedestal</p>		W x D x H			
	MLMP22BF	16 x 22 x 23 406 x 559 x 584	80 36.29	7 0.19	\$754
	MLMP1222BF	12 x 22 x 23 305 x 559 x 584	69 31.3	5.4 0.15	\$715
	<p>One box drawer and one front locking file drawer. Supported by five casters with two front locking casters. 16"W file drawer includes pencil tray and accommodates front-to-back letter size or side-to-side legal size files; 12"W space saver pedestal file drawer accommodates legal size files for side-to-side filing only. Optional cushion available for 16"W box/file pedestal. Shipped assembled in 1 carton.</p> <p>Limited Lifetime Warranty (5-year exceptions apply - see page 146). Weight capacity for this series is 300 lbs.</p>				
 <p>Box/Box/File Mobile Pedestal</p>					
	MLMP22BBF	16 x 22 x 27 406 x 559 x 686	95 43.09	8 0.22	\$859
	MLMP1222BBF	12 x 22 x 27 305 x 559 x 686	82 37.19	5.4 0.15	\$823
	<p>Two box drawers and one front locking file drawer. Front locking casters. 16"W file drawer includes pencil tray and accommodates front-to-back letter size or side-to-side legal size files; 12"W space saver pedestal file drawer accommodates legal size files for side-to-side filing only. Sits flush with user edge under 30"D table desks with or without modesty panel or 24"D returns without modesty panel. Does not sit flush under 24"D table desk. Shipped assembled in 1 carton.</p>				
 <p>Mobile Ped Buddy - LEFT</p>	MLMPB34L	16 x 34 x 20 406 x 864 x 508	62 28.12	8.75 0.24	\$921
	<p>All laminate construction with a Brushed Chrome trim. Accepts legal or letter hanging file folders in file box; right side is split with an upper open box and a lower open shelf ideal for neatly storing reference materials, larger personal items or a recycling bin within a workspace. Sliding top conceals or exposes one side or the other and accepts an optional cushion to provide extra seating for guests. Shipped assembled in 1 carton.</p>				
 <p>Mobile Ped Buddy - RIGHT</p>	MLMPB34R	16 x 34 x 20 406 x 864 x 508	62 28.12	8.75 0.24	\$921
	<p>All laminate construction with a Brushed Chrome trim. Accepts legal or letter hanging file folders in file box; left side is split with an upper open box and a lower open shelf ideal for neatly storing reference materials, larger personal items or a recycling bin within a workspace. Sliding top conceals or exposes one side or the other and accepts an optional cushion to provide extra seating for guests. Shipped assembled in 1 carton.</p>				
 <p>Cushion for Mobile Ped Buddy</p>	MLMPBC18	17.6 x 14.8 x 1.5 447 x 376 x 38	10 4.54	0.8 0.02	\$141
	<p>For use with MLMPB34L or MLMPB34R. Available in all Global grade 1 seating textiles or in Luxhide bonded leather. 1 carton.</p> <p>Limited Lifetime Warranty (5-year exceptions apply - see page 146). In seating applications, weight capacity for this series is 300 lbs. Alternate textile options: Graded-in textiles are available. No minimum quantities. Contact Customer Service for pricing.</p>				

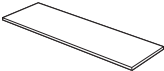
PEDESTALS	MODEL #	DIMENSIONS IN MM	WEIGHT LB KG	VOLUME FT ³ MT ³	LIST PRICE
 <p>Cushion for Box/File Mobile Pedestal</p>		W x D x H			
	MLMPC22	16 x 22 x 2 406 x 559 x 51	8 3.63	0.9 0.02	\$153
<p>For use with MLMP22BF only. Available in all Global grade 1 seating textiles or in Luxhide bonded leather. 1 carton.</p> <p>Limited Lifetime Warranty (5-year exceptions apply - see page 146). In seating applications, weight capacity for this series is 300 lbs.</p> <p>Alternate textile options: Graded-in textiles are available. No minimum quantities. Contact Customer Service for pricing.</p>					
 <p>Box/Box/File Pedestal</p>					
	ML22BBF	16 x 22 x 28 406 x 559 x 711	82 37.19	8 0.22	\$623
<p>Two box drawers and one front locking file drawer. Pencil tray included. For use with bow or rectangular desks, reception desks, returns or credenzas with laminate side gables. Can be moved to a left or right hand position. Top is open. File drawer accommodates front-to-back letter size or side-to-side legal size files. Shipped assembled in 1 carton.</p>					
 <p>File/File Pedestal</p>					
	ML22FF	16 x 22 x 28 406 x 559 x 711	82 37.19	8 0.22	\$603
<p>Two front locking file drawers. Pencil tray included. For use with bow or rectangular desks, reception desks, returns or credenzas with laminate side gables. Can be moved to a left or right position. Top is open. File drawer accommodates front-to-back letter size or side-to-side legal size files. Shipped assembled in 1 carton.</p>					
 <p>Hanging Box/File Pedestal</p>					
	ML22HBF	16 x 22 x 19 406 x 559 x 483	65 29.48	5 0.14	\$490
<p>One box drawer and one front locking file drawer. Pencil tray included. For use with bow or rectangular desks, reception desks, returns or credenzas with laminate side gables. Top is open. File drawer accommodates front-to-back letter size or side-to-side legal size files. Shipped assembled in 1 carton.</p>					
 <p>Open Shelf Pedestal</p>					
	ML24WPO	16 x 24 x 28 406 x 610 x 711	40 18.14	7.1 0.2	\$482
<p>Worksurface supporting open shelf with one personal non-locking drawer. For use with table desk kits MLxx24DTL only. Top is open. Shipped assembled in 1 carton, ready to attach to MLxx24DTL.</p>					
 <p>Side Bookcase Pedestal</p>					
	ML24WBC	24 x 12 x 28 610 x 305 x 711	48 21.77	5.5 0.15	\$591
<p>Worksurface supporting side access bookcase. For use with table desk kits MLxx24DTL only. Top is open. Shipped ready to assemble in 1 carton.</p>					
 <p>Pedestal Top</p>					
	ML22TOP	16 x 22 x 1 406 x 559 x 25	9 4.08	1 0.02	\$93
<p>Top for ML22BBF and ML22FF pedestals. Includes mounting hardware. 1 carton.</p>					

STORAGE UNITS	MODEL #	DIMENSIONS ^{IN} ^{MM}	WEIGHT ^{LB} ^{KG}	VOLUME ^{FT³} ^{MT³}	LIST PRICE
 <p>Low Shelf Unit w/Top</p>		W x D x H			
	ML2230COT	30 x 24 x 22.25 762 x 610 x 565	149 67.59	10.73 0.3	\$704
	ML2236COT	36 x 24 x 22.25 914 x 610 x 565	179 81.19	12.79 0.36	\$721
	<p>24"D. Can be used as a freestanding shelf unit or to support overlap desk with leg or bookcase. One adjustable shelf. Specify top finish and chasis/shelf finish separately. Accepts ML2436C and ML2430C cushions. Shipped assembled in 1 carton.</p>				
 <p>Low Shelf Unit w/Top</p>					
	ML2230NOT	30 x 19.25 x 22.25 762 x 489 x 565	116 52.62	8.71 0.24	\$683
	ML2236NOT	36 x 19.25 x 22.25 914 x 489 x 565	138 62.6	10.38 0.29	\$691
	<p>19.25"D. Can be used as a freestanding shelf unit or to support overlap desk with leg or bookcase. One adjustable shelf. Specify top finish and chasis/shelf finish separately. Accepts ML1936C and ML1930C cushions. Shipped assembled in 1 carton.</p>				
 <p>Low Shelf Unit - No Top</p>					
	ML2130CO	30 x 24 x 21.25 762 x 610 x 540	127 57.61	10.27 0.29	\$620
	ML2136CO	36 x 24 x 21.25 914 x 610 x 540	151 68.49	12.25 0.34	\$636
	<p>24"D. Can be used to create a freestanding unit (two low storage units and a finished top). Can also support overlap desk with leg or bookcase. Shipped assembled in 1 carton.</p>				
 <p>Low Shelf Unit - No Top</p>					
	ML2130NO	30 x 19.25 x 21.25 762 x 489 x 540	98 44.45	8.34 0.23	\$596
	ML2136NO	36 x 19.25 x 21.25 914 x 489 x 540	117 53.07	9.94 0.28	\$616
	<p>19.25"D. Can be used to create a freestanding unit (two low storage units and a finished top). Can also support overlap desk with leg or bookcase. Shipped assembled in 1 carton.</p>				
 <p>Low Shelf Inset Back - No Top</p>					
	ML2130NIBO	30 x 19.25 x 21.25 762 x 489 x 540	98 44.45	8.34 0.23	\$623
	ML2136NIBO	36 x 19.25 x 21.25 914 x 489 x 540	117 53.07	9.94 0.28	\$643
	<p>19.25"D. To be used to create a freestanding credenza with height adjustable table integration. Inset back, no top. Use with low storage unit ML21xxNO or ML21xxNBF and notched top MLxx19NLTL or MLxx19NLTR to create credenza. Height adjustable table to be ordered separately. Shipped assembled in 1 carton.</p>				
 <p>Low Box/File w/Top</p>					
	ML2230BFT	30 x 24 x 22.25 762 x 610 x 565	165 74.84	10.73 0.3	\$1028
	ML2236BFT	36 x 24 x 22.25 914 x 610 x 565	197 89.36	12.79 0.36	\$1067
	<p>24"D freestanding unit with one box drawer and one file drawer. Can also support overlap desk with leg or bookcase. Lock secures both drawers. Counterweight included. Specify top finish and chasis/drawer front finish separately. Shipped assembled in 1 carton.</p>				

STORAGE UNITS	MODEL #	DIMENSIONS <small>IN MM</small>	WEIGHT <small>LB KG</small>	VOLUME <small>FT³ MT³</small>	LIST PRICE
 <p>Low Box/File w/Top</p>		W x D x H			
	ML230NBFT	30 x 19.25 x 22.25 <i>762 x 489 x 565</i>	134 <i>60.78</i>	8.71 <i>0.24</i>	\$999
	ML236NBFT	36 x 19.25 x 22.25 <i>914 x 489 x 565</i>	160 <i>72.57</i>	10.38 <i>0.29</i>	\$1038
	19.25"D freestanding unit with one box drawer and one file drawer. Can also support overlap desk with leg or bookcase. Lock secures both drawers. Counterweight included. Specify top finish and chasis/drawer front finish separately. Shipped assembled in 1 carton.				
 <p>Low Box/File - No Top</p>	ML2130BF	30 x 24 x 21.25 <i>762 x 610 x 540</i>	141 <i>63.96</i>	10.27 <i>0.29</i>	\$907
	ML2136BF	36 x 24 x 21.25 <i>914 x 610 x 540</i>	167 <i>75.75</i>	12.25 <i>0.34</i>	\$940
	24"D . Can be used to create a freestanding unit (two low storage units and a finished top). One box drawer and one front file drawer. Can also support overlap desk with leg or bookcase. Lock secures both drawers. Shipped assembled in 1 carton.				
 <p>Low Box/File - No Top</p>	ML2130NBF	30 x 19.25 x 21.25 <i>762 x 489 x 540</i>	114 <i>51.71</i>	8.34 <i>0.23</i>	\$883
	ML2136NBF	36 x 19.25 x 21.25 <i>914 x 489 x 540</i>	137 <i>62.14</i>	9.94 <i>0.28</i>	\$911
	19.25"D . Can be used to create a freestanding unit (two low storage units and a finished top). One box drawer and one front file drawer. Can also support overlap desk with leg or bookcase. Lock secures both drawers. Shipped assembled in 1 carton.				
 <p>Lateral File - No Top</p>	ML3622LF	36 x 22 x 28 <i>914 x 559 x 711</i>	160 <i>72.57</i>	18 <i>0.5</i>	\$951
	22"D . Fits under 24"D worksurface. Two front locking file drawers. File bars for front-to-back filing included. Shipped assembled in 1 carton.				
 <p>Lateral File w/Top</p>	ML3624LFT	36 x 24 x 29 <i>914 x 610 x 737</i>	165 <i>74.84</i>	18 <i>0.5</i>	\$1087
	24"D . Two front locking file drawers. File bars for front-to-back filing included. Incorporates anti-tip feature - only one drawer can be opened at a time. Shipped assembled in 1 carton.				
 <p>Storage Cabinet - No Top</p>	ML3622SC	36 x 22 x 28 <i>914 x 559 x 711</i>	120 <i>54.43</i>	18 <i>0.5</i>	\$718
	22"D . Fits under 24"D worksurface. Two front locking doors. One adjustable shelf. Shipped assembled in 1 carton.				

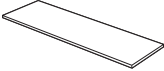
STORAGE UNITS	MODEL #	DIMENSIONS ^{IN} _{MM}	WEIGHT ^{LB} _{KG}	VOLUME ^{FT³} _{MT³}	LIST PRICE
 <p>Storage Cabinet w/Top</p>	W x D x H				
	ML3624SCT	36 x 24 x 29 914 x 610 x 737	125 56.7	18 0.5	\$854
 <p>Open Shelf Storage</p>	ML3629OS	36 x 24 x 29 914 x 610 x 737	113 51.26	16.1 0.45	\$780
	ML4229OS	42 x 24 x 29 1067 x 610 x 737	132 59.87	18.1 0.51	\$845
 <p>Open Shelf/Lateral Drawer - No Top</p>	24"D. Two front locking doors. One adjustable shelf. Shipped assembled in 1 carton.				
	ML3622SL	36 x 22 x 28 914 x 559 x 711	169 76.66	15.92 0.45	\$888
 <p>Open Shelf/Lateral Drawer w/Top</p>	22"D. Fits under 24"D worksurface. One open shelf and one front locking lateral file drawer. Counterweight included. Shipped assembled in 1 carton.				
	ML3624SLT	36 x 24 x 29 914 x 610 x 737	172 78.02	16.47 0.46	\$953
 <p>Multi-Storage Unit - No Top</p>	24"D. One open shelf and one front locking lateral file drawer. Counterweight included. Specify top finish and chasis/drawer front finish separately. Shipped assembled in 1 carton.				
	ML3622MS	36 x 22 x 28 914 x 559 x 711	175 79.38	18 0.5	\$976
 <p>Multi-Storage Unit w/Top</p>	22"D. Fits under 24"D worksurface. One full width file drawer, one half width file drawer and two half width box drawers. All drawers lock. File bars for front-to-back filing included. Incorporates anti-tip feature - only one drawer can be opened at a time. Shipped assembled in 1 carton.				
	ML3624MST	36 x 24 x 29 914 x 610 x 737	180 81.65	18 0.5	\$1113

STORAGE UNITS	MODEL #	DIMENSIONS ^{IN} ^{MM}	WEIGHT ^{LB} ^{KG}	VOLUME ^{FT³} ^{MT³}	LIST PRICE
---------------	---------	---	---------------------------------------	---	------------

		W x D x H			
	ML3624LT	36 x 24 x 1 <i>914 x 610 x 25</i>	23 <i>10.43</i>	1.5 <i>0.04</i>	\$127
	ML6024LT	60 x 24 x 1 <i>1524 x 610 x 25</i>	35 <i>15.88</i>	1.91 <i>0.05</i>	\$194
	ML6624LT	66 x 24 x 1 <i>1676 x 610 x 25</i>	39 <i>17.69</i>	2.08 <i>0.05</i>	\$199
	ML7224LT	72 x 24 x 1 <i>1829 x 610 x 25</i>	52 <i>23.59</i>	2 <i>0.05</i>	\$208

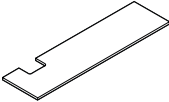
Top For 24"D Storage Unit

Single top for pair of 24"D storage units without tops. Ships with Titus connectors to secure to 24"D laminate storage. Shipped ready to assemble with storage unit in 1 carton.
60" for two 30"W units
66" for one 30"W and one 36"W units
72" for two 36"W units

	ML3019LT	30 x 19.25 x 1 <i>762 x 489 x 25</i>	14 <i>6.35</i>	0.83 <i>0.02</i>	\$125
	ML3619LT	36 x 19.25 x 1 <i>914 x 489 x 25</i>	17 <i>7.71</i>	0.97 <i>0.02</i>	\$132
	ML6019LT	60 x 19.25 x 1 <i>1524 x 489 x 25</i>	28 <i>12.7</i>	1.53 <i>0.04</i>	\$192
	ML6619LT	66 x 19.25 x 1 <i>1676 x 489 x 25</i>	30 <i>13.61</i>	1.67 <i>0.04</i>	\$197
	ML7219LT	72 x 19.25 x 1 <i>1829 x 489 x 25</i>	33 <i>14.97</i>	1.81 <i>0.05</i>	\$204

Top For 19.25"D Storage Unit

Can be used to create a credenza. Single top for pair of 19.25"D storage units without tops. Ships with Titus connectors to secure to 19.25"D laminate storage and double-sided tape to secure to 19.25"D MVL metal storage. Shipped ready to assemble with storage unit in 1 carton.
60" for two 30"W tops
66" for one 30"W and one 36"W units
72" for two 36"W units
ML3619LT and ML3019LT for use with single 19.25"D low storage units.

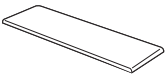
	ML6019NLTL	60 x 19.25 x 1 <i>1524 x 489 x 25</i>	28 <i>12.7</i>	1.53 <i>0.04</i>	\$368
	ML6019NLTR	60 x 19.25 x 1 <i>1524 x 489 x 25</i>	28 <i>12.7</i>	1.53 <i>0.04</i>	\$368
	ML7219NLTL	72 x 19.25 x 1 <i>1829 x 489 x 25</i>	33 <i>14.97</i>	1.81 <i>0.05</i>	\$436
	ML7219NLTR	72 x 19.25 x 1 <i>1829 x 489 x 25</i>	33 <i>14.97</i>	1.81 <i>0.05</i>	\$436

Left hand shown

Notched Top For 19.25"D Storage Unit

Notched top to create a freestanding credenza with integrated height adjustable table base. Use with low storage unit ML21xxNIBO. Specify code ending in **(L)** for **left** side integration or **(R)** for **right** side. Shipped ready to assemble with storage unit in 1 carton.

STORAGE UNITS

	MODEL #	DIMENSIONS ^{IN} _{MM}	WEIGHT ^{LB} _{KG}	VOLUME ^{FT³} _{MT³}	LIST PRICE
		W x D x H			
	MVL1930C	30 x 19.25 x 2 762 x 489 x 51	11 4.99	1.3 0.03	\$250
	MVL1936C	36 x 19.25 x 2 914 x 489 x 51	13 5.9	2.6 0.07	\$286
	MVL1960C	60 x 19.25 x 2 1524 x 489 x 51	20 9.07	2.6 0.07	\$460
	MVL1966C	66 x 19.25 x 2 1676 x 489 x 51	16 7.26	5.2 0.14	\$496
	MVL1972C	72 x 19.25 x 2 1829 x 489 x 51	22 9.98	2.4 0.06	\$532

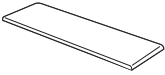
Cushion For Low Storage - 19.25"D

Cushions for 19.25"D low storage. Storage must have a finished laminate top to accept the cushion. Waterfall front and back edge, attaches with Velcro strips (supplied). Can be upholstered in all OTG seating fabrics including Luxhide finishes in polyurethane (PU) mock leather (see page 142). Shipped assembled in 1 carton.

Limited Lifetime Warranty (5-year exceptions apply - see page 146).

In seating applications, weight capacity for this series is 300 lbs.

Alternate textile options: Graded-in textiles are available. No minimum quantities. Contact Customer Service for pricing.

	ML2430C	30 x 24 x 2 762 x 610 x 51	15.5 7.03	1.6 0.04	\$261
	ML2436C	36 x 24 x 2 914 x 610 x 51	14.5 6.58	1.9 0.05	\$297
	ML2460C	60 x 24 x 2 1524 x 610 x 51	20 9.07	5.2 0.14	\$471
	ML2466C	66 x 24 x 2 1676 x 610 x 51	21 9.53	5.2 0.14	\$507
	ML2472C	72 x 24 x 2 1829 x 610 x 51	22.25 10.09	5.2 0.14	\$543

Cushion For Low Storage - 24"D

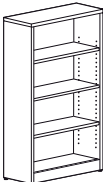
Cushions for 24"D low storage. Storage must have a finished laminate top to accept the cushion. Waterfall front and back edge, attaches with Velcro strips (supplied). Can be upholstered in all OTG seating fabrics including Luxhide finishes in polyurethane (PU) mock leather (see page 142). Shipped assembled in 1 carton.

Limited Lifetime Warranty (5-year exceptions apply - see page 146).

In seating applications, weight capacity for this series is 300 lbs.

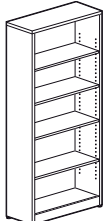
Alternate textile options: Graded-in textiles are available. No minimum quantities. Contact Customer Service for pricing.

BOOKCASES

	ML48BC	30 x 12 x 48 762 x 305 x 1219	120 54.43	3 0.08	\$508



Bookcase

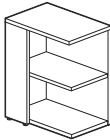
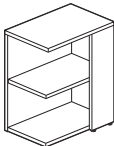
48"H. Three adjustable ¹¹/₁₆" thick shelves. Four levelers. Shipped easy to assemble in 1 carton.

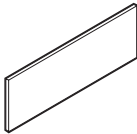
	ML65BC	30 x 12 x 65 762 x 305 x 1651	155 70.31	4 0.11	\$656

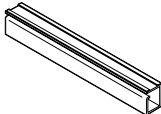
Bookcase

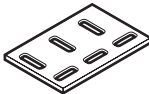
65"H. One fixed shelf and three adjustable. ¹¹/₁₆" thick shelves. Four levelers. Shipped easy to assemble in 1 carton.


WARDROBES		MODEL #	DIMENSIONS IN MM	WEIGHT LB KG	VOLUME FT ³ MT ³	LIST PRICE
 LEFT  RIGHT		W x D x H				
		ML6518WDL	18 x 24 x 65 457 x 610 x 1651	175 79.38	18 0.5	\$1010
		ML6518WDR	18 x 24 x 65 457 x 610 x 1651	175 79.38	18 0.5	\$1010
Personal Wardrobe		65"H. Personal wardrobe hinged on the left (left hand) or right (right hand). Includes coat bar and one fixed shelf with 9" clearance between shelf and top of cabinet. Shipped assembled in 1 carton.				

END SHELVES						
 End Shelf - LEFT		ML1629SHL	16 x 24 x 29 406 x 610 x 737	66 29.94	2.5 0.07	\$468
 End Shelf - RIGHT		ML1629SHR	16 x 24 x 29 406 x 610 x 737	66 29.94	2.5 0.07	\$468
		29"H. For use at the end of 29"H units. One fixed shelf. Shipped easy to assemble in 1 carton.				

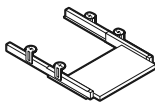
TACKBOARDS						
 Tackboard		ML66TB	64 x 1 x 15.75 1626 x 25 x 400	6.4 2.9	1.3 0.03	\$203
		ML72TB	70 x 1 x 15.75 1778 x 25 x 400	7 3.18	1.3 0.03	\$211
		Fabric covered tackboard. Includes mounting screws. See page 77 for color options. Shipped in 1 carton.				

ACCESSORIES						
 Wire Manager		ML24WM2	24 x 2 x 2 610 x 51 x 51	1 0.45	0.1 -	\$51
		24"W plastic tray flexes to receive and hold electrical and data wires. Quickly attaches with two strips of two-sided tape. Black only. Shipped in 1 carton.				

 Flush Plate		MLFP	5 x 3 x 0.06 127 x 76 x 2	1 0.45	1 0.02	\$15
		Used to connect worksurfaces of the same height. Black only.				

 Handle		MLHS	5.25 x 1 x 0.5 133 x 25 x 13	1 0.45	1 0.02	\$20
		Replacement handle. Silver finish.				

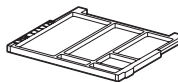
ACCESSORIES



Keyboard Tray

MODEL #	DIMENSIONS <small>IN MM</small>	WEIGHT <small>LB KG</small>	VOLUME <small>FT³ MT³</small>	LIST PRICE
	W x D x H			
MLKB	22 x 12 x 0.68 559 x 305 x 17	13 5.9	1.5 0.04	\$137

22"W laminate keyboard tray. Mounting hardware included. Available in standard Ionic laminate finishes, see page 143. Shipped assembled in 1 carton.

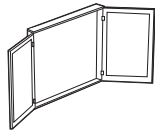


Center Drawer - 22"

MLPD	22.5 x 15 x 1.5 572 x 381 x 38	2 0.91	0.7 0.01	\$152
-				

Provides storage for writing instruments and small items at the workspace. Attaches to the underside of the worksurface with included drawer slides. Shipped assembled in 1 carton.

- Black ABS plastic only.



Presentation Board

ML4848VB	48 x 5 x 48 1219 x 127 x 1219	110 49.9	11 0.31	\$1217

Double door visual presentation cabinet. Erasable and easy to clean whiteboard and two tackboards on doors in a Medium Taupe (LL11) fabric. Case finish available in Ionic standard laminate finishes, see page 143. Mounting method to be determined on site by installer as building conditions vary. Shipped assembled in 1 carton.

BOARDROOM AND MULTI-PURPOSE TABLES

MODEL

DIMENSIONS

IN
MM

WEIGHT


LB
KG

VOLUME

FT³
MT³

LIST PRICE

W x D x H



Boardroom Table - Round

ML42R

42 x - x 29
1067 x - x 737

82
37.19

5
0.14

\$529

One-piece round top. Laminate X bases. 1" thick top. Shipped easy to assemble in 2 cartons.



Boardroom Table - Boat Shaped

ML96BT

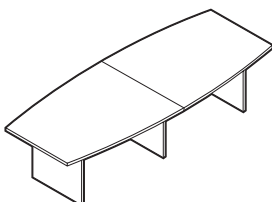
96 x 48 x 29
2438 x 1219 x 737

213
96.62

18
0.5

\$1022

One-piece boat shape top. Two slab laminate bases. 1 1/8" thick top. Top tapers to 40" wide at the ends. Shipped easy to assemble in 3 cartons.



Boardroom Table - Boat Shaped

ML120BT

120 x 48 x 29
3048 x 1219 x 737

284
128.82

21
0.59

\$1410

ML144BT

144 x 48 x 29
3658 x 1219 x 737

326
147.87

18.5
0.52

\$1850

Two-piece boat shape top. Three slab laminate bases. 1 1/8" thick top. Top tapers to 40" wide at the end. Shipped easy to assemble in 3 cartons.

30" deep

ML4830BHT

48 x 30 x 42
1219 x 762 x 1067

108
48.99

7.7
0.21

\$1036

ML6030BHT

60 x 30 x 42
1524 x 762 x 1067

125
56.7

8.6
0.24

\$1101

ML7230BHT

72 x 30 x 42
1829 x 762 x 1067

141
63.96

9.3
0.26

\$1168

36" deep

ML4836BHT

48 x 36 x 42
1219 x 914 x 1067

124
56.25

9.1
0.25

\$1134

ML6036BHT

60 x 36 x 42
1524 x 914 x 1067

144
65.32

10.1
0.28

\$1198

ML7236BHT

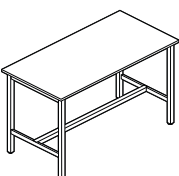
72 x 36 x 42
1829 x 914 x 1067

162
73.48

11
0.31

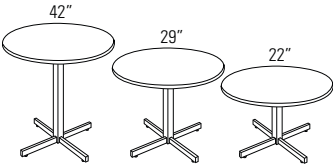
\$1265

1" thick thermally fused laminate top with painted steel H-legs and footbar. Includes adjustable leveling glides. Shipped easy to assemble in 3 cartons.

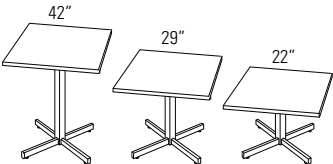


Bar Height Maker Table

BOARDROOM AND MULTI-PURPOSE TABLES	MODEL #	DIMENSIONS ^{IN} ^{MM}	WEIGHT ^{LB} ^{KG}	VOLUME ^{FT³} ^{MT³}	LIST PRICE
------------------------------------	---------	---	---------------------------------------	---	------------



Round Table - X- Base



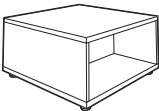
Square Table - X- Base



Height Adjustable Personal Table

W x D x H				
22" high				
ML30RX22	30 x 30 x 22 762 x 762 x 559	40 18.14	11.5 0.32	\$496
ML36RX22	36 x 36 x 22 914 x 914 x 559	56 25.4	17 0.48	\$575
29" high				
ML30RX	30 x 30 x 29 762 x 762 x 737	40 18.14	14.3 0.4	\$496
ML36RX	36 x 36 x 29 914 x 914 x 737	56 25.4	21 0.59	\$575
ML42RX	42 x 42 x 29 1067 x 1067 x 737	64 29.03	21.5 0.6	\$703
42" high				
ML30RX42	30 x 30 x 42 762 x 762 x 1067	40 18.14	15.3 0.43	\$518
ML36RX42	36 x 36 x 42 914 x 914 x 1067	56 25.4	22 0.62	\$625
One piece round 1" thick thermally fused laminate top with painted steel X base; (X base column 2.5" square with 1" x 2" rectangular feet, leveling glides and end caps to complement paint finish included.) Shipped easy to assemble in 2 cartons.				
22" high				
ML30SX22	30 x 30 x 22 762 x 762 x 559	45 20.41	11.5 0.32	\$496
ML36SX22	36 x 36 x 22 914 x 914 x 559	64 29.03	17 0.48	\$575
29" high				
ML30SX	30 x 30 x 29 762 x 762 x 737	45 20.41	14.3 0.4	\$496
ML36SX	36 x 36 x 29 914 x 914 x 737	64 29.03	21 0.59	\$575
ML42SX	42 x 42 x 29 1067 x 1067 x 737	78 35.38	21.5 0.6	\$703
42" high				
ML30SX42	30 x 30 x 42 762 x 762 x 1067	45 20.41	15.3 0.43	\$518
ML36SX42	36 x 36 x 42 914 x 914 x 1067	64 29.03	22 0.62	\$625
One piece square 1" thick thermally fused laminate top with painted steel X base; (X base column 2.5" square with 1" x 2" rectangular feet, leveling glides and end caps to complement paint finish included.) Shipped easy to assemble in 2 cartons.				
ML2819PPT	27.5 x 19 x 28.3-43.8 699 x 483 x 719-1113	37.8 17.15	2.71 0.07	\$480
Pneumatic height adjustable personal table with locking casters. Range of adjustability with 1" thick thermally fused laminate top is 28.3" to 43.8"H. Tungsten base only. Square tube detailing complements the Ionic series desking components. Shipped easy to assemble in 2 cartons.				

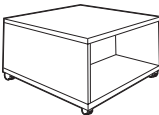
COFFEE TABLES



Square Coffee Side Table

MODEL #	DIMENSIONS ^{IN} _{MM}	WEIGHT ^{LB} _{KG}	VOLUME ^{FT³} _{MT³}	LIST PRICE	WRS ADD
W x D x H					
ML2929CT	29 x 29 x 16 737 x 737 x 406	83 37.65	10 0.28	\$758	N/A

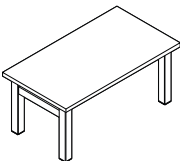
16"H. Square coffee or side table. Open from two sides with center divider. Shipped assembled in 1 carton.



Mobile Square Coffee Side Table

ML2929CTM	29 x 29 x 16 737 x 737 x 406	83 37.65	10 0.28	\$825	N/A
-----------	---------------------------------	-------------	------------	-------	-----

16"H. Mobile square coffee or side table. Open from two sides with center divider. Shipped assembled in 1 carton.

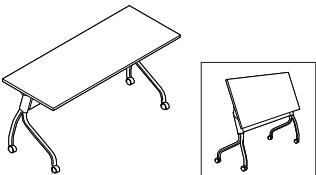


Rectangular Coffee Table w/H-legs

ML3620CH	36 x 20 x 16 914 x 508 x 406	46 20.87	3 0.08	\$561	N/A
ML4220CH	42 x 20 x 16 1067 x 508 x 406	50 22.68	3.3 0.09	\$574	N/A

16"H with 1" thick thermally fused laminate top and two 15"H steel H-legs. Shipped easy to assemble in 2 cartons.

TRAINING TABLES



Flip-Top Table

ML4824FT	48 x 24 x 29.5 1219 x 610 x 749	65.9 29.89	4.1 0.11	\$690	\$160
ML6024FT	60 x 24 x 29.5 1524 x 610 x 749	74.7 33.88	4.6 0.13	\$754	\$198
ML7224FT	72 x 24 x 29.5 1829 x 610 x 749	86.6 39.28	5.14 0.14	\$827	\$236

Flip-top table with 1" thick thermally fused laminate top with factory installed inserts to connect the leg assembly. Y-legs and integral modesty panel in Tungsten finish only. Locking casters. 5.25" nesting creep per table when flipped and stored. Shipped easy to assemble in 3 cartons.

QUICK ASSEMBLY ELECTRIC HEIGHT ADJUSTABLE TABLES

GENERAL INFORMATION

- Quick assembly electric height adjustable bases with leg columns preassembled to telescopic cross bar assembly including electric motors. Unfold leg columns, attach feet and worksurface support to base; fasten assembly to top; plug in connections and start to use.
- 2-stage base. Range of adjustability with 1" thick top is 28.1" to 46.7"H.
- 3-stage base. Range of adjustability with 1" thick top is 22.6" to 48.2"H.
- Easy to use up-down controller with digital read-out and four memory programmable positions.
- Tops are available in all Ionic laminate finishes.
- May be specified as complete tables or may order tops and bases separately.
- Dual motor with 265 lbs. lift capacity.
- Anti-collision sensor.
- Standby power consumption 0.1W. Active power consumption 220W.
- Operates at 1.2" per second.
- 8' long power cord.
- Meets applicable ANSI/BIFMA x5.5 standards.
- Laminate tops covered by Global's lifetime warranty.
Five-year warranty on base components including electrical components and motorized parts.
- ETL/CETL and Greenguard Certified

TOP FINISHES




ACJ	Absolute Acajou	NBL	Noce Biondo
ASN	Asian Night	NGL	Noce Grigio
AWC	Avant Cherry	NEL	Noce Leggero
AWH	Avant Honey	NML	Noce Medio
CMB	Clear Maple	SKC	Shaker Cherry
DES	Dark Espresso	TWL	Tiger Walnut
DWT	Designer White	WHC	White Chocolate
HGT	Hayden Grey	WCR	Winter Cherry

CONSTRUCTION

- 1" thick tops are made from 45 lb. density particle board covered with high performance thermally fused laminate and matching 2mm edge.
- Frame and legs are made from steel tubing and flat steel components, available in Tungsten only.
- T-leg with flat foot design includes adjustable levelers.
- Telescopic support beam accommodates:
 - 46" to 76" wide tops, 23" to 29" deep.
 - Return kits can be added; supporting 35" to 42" wide tops.

TOP DIMENSIONS




- All worksurfaces are dimensioned to allow 1" gap around perimeter in a nominal footprint.

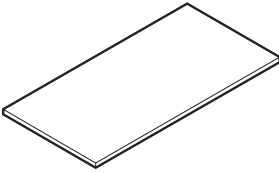
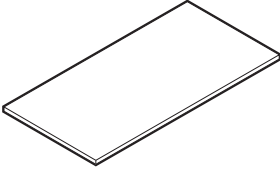
QUICK ASSEMBLY ELECTRIC HAT	MODEL #	DIMENSIONS IN MM	WEIGHT LB KG	VOLUME FT ³ MT ³	LIST PRICE
	W x D x H				
	ML48242QHT	46 x 23 x 28.1-46.7 <i>1168 x 584 x 714-1186</i>	102.3 <i>46.4</i>	4.06 <i>0.11</i>	\$1301
	ML60242QHT	58 x 23 x 28.1-46.7 <i>1473 x 584 x 714-1186</i>	110.8 <i>50.26</i>	4.42 <i>0.12</i>	\$1353
	ML72242QHT	70 x 23 x 28.1-46.7 <i>1778 x 584 x 714-1186</i>	119.3 <i>54.11</i>	4.72 <i>0.13</i>	\$1415
	ML60302QHT	58 x 29 x 28.1-46.7 <i>1473 x 737 x 714-1186</i>	121.4 <i>55.07</i>	4.88 <i>0.13</i>	\$1419
	ML72302QHT	70 x 29 x 28.1-46.7 <i>1778 x 737 x 714-1186</i>	132.1 <i>59.92</i>	5.25 <i>0.14</i>	\$1483
2-stage base with 1" thick laminate top with matching 2mm edge. Tungsten base only. Shipped easy to assemble in 2 cartons.					
	ML36242QHR	35 x 23 x 28.1-46.7 <i>889 x 584 x 714-1186</i>	66.7 <i>30.25</i>	3.3 <i>0.09</i>	\$927
	ML42242QHR	41 x 23 x 28.1-46.7 <i>1041 x 584 x 714-1186</i>	71.7 <i>32.52</i>	3.4 <i>0.09</i>	\$938
	Height adjustable return kits to use with MLxxxx2QHT tables only. 1" thick laminate top with matching 2mm edge. Tungsten base only. Shipped easy to assemble in 2 cartons.				
	ML48243QHT	46 x 23 x 22.6-48.2 <i>1168 x 584 x 574-1224</i>	111.2 <i>50.44</i>	4.56 <i>0.12</i>	\$1526
	ML60243QHT	58 x 23 x 22.6-48.2 <i>1473 x 584 x 574-1224</i>	119.7 <i>54.3</i>	4.92 <i>0.13</i>	\$1578
	ML72243QHT	70 x 23 x 22.6-48.2 <i>1778 x 584 x 574-1224</i>	128.2 <i>58.15</i>	5.22 <i>0.14</i>	\$1640
	ML60303QHT	58 x 29 x 22.6-48.2 <i>1473 x 737 x 574-1224</i>	130.3 <i>59.1</i>	5.38 <i>0.15</i>	\$1644
	ML72303QHT	70 x 29 x 22.6-48.2 <i>1778 x 737 x 574-1224</i>	141 <i>63.96</i>	5.75 <i>0.16</i>	\$1708
	3-stage base with 1" thick laminate top with matching 2mm edge. Tungsten base only. Shipped easy to assemble in 2 cartons.				

ELECTRIC HEIGHT ADJUSTABLE TABLES

WARRANTY

Customer assumes full responsibility for the attachment method of worksurfaces that were not purchased as part of a complete table assembly. Failure to secure the worksurface capable of supporting the load capacity tested to may result in property damage and/or personal injury. Customer agrees to indemnify and hold harmless Global Upholstery Co. Inc., its affiliates, subsidiaries, officers, directors, employees and shareholders (collectively "Global") from and against any lawsuits or threat of lawsuits and all liabilities, direct or implied, claims, proceedings, actions, causes of action, damages, losses, costs and expenses, including, without limitation, legal fees whatsoever which Global may suffer or incur as a result of fulfilling your product order. Customer acknowledges that product not purchased as a complete table assembly will not be covered under Global's Lifetime Warranty.

ELECTRIC HAT COMPONENTS	MODEL #	DIMENSIONS <small>IN MM</small>	WEIGHT <small>LB KG</small>	VOLUME <small>FT³ MT³</small>	LIST PRICE
 <p>Quick Assembly Electric HAT - 2-Stage, 2-Leg Base Only</p>  <p>Quick Assembly Electric HAT - 2-Stage, 3rd Leg Kit Only</p>  <p>Quick Assembly Electric HAT - 3-Stage, 2-Leg Base Only</p>	W x D x H				
	MLIR20B	42.5 x 22.8 x 27.1-45.7 1080 x 579 x 688-1161	68.3 30.98	2.4 0.06	\$979
		Quick assembly 2-leg, 2-stage electric height adjustable table base. Beam and leg columns with motors are preassembled. Unfold leg columns and lock into place. For use with MLxxxxHAT tops (see page 109). Range of adjustability without 1" thick top is 27.1" to 45.7"H. Width adjustable for 46"W to 76"W tops. Tungsten finish only. Shipped partially assembled in 1 carton.			
	MLIR20R	- x 22.8 x 27.1-45.7 - x 579 x 688-1161	39.7 18.01	2 0.05	\$627
		Quick assembly 2-stage 3rd leg kit. Use with MLIR20B only to create 2-stage L-shaped configurations. Not compatible with MLIR30B 3-stage base. For use with MLxxxxRHT tops (see page 109). Range of adjustability without 1" thick top is 27.1" to 45.7"H. Tungsten finish only. Shipped partially assembled in 1 carton.			
	MLIR30B	42.5 x 22.8 x 21.6-47.2 1080 x 579 x 549-1199	77.2 35.02	2.9 0.08	\$1204
		Quick assembly 2-leg, 3-stage electric height adjustable table base. Beam and leg columns with motors are preassembled. Unfold leg columns and lock into place. For use with MLxxxxHAT tops (see page 109). Range of adjustability without 1" thick top is 21.6" to 47.2"H. Width adjustable for 46"W to 76"W tops. Tungsten finish only. Shipped partially assembled in 1 carton.			

ELECTRIC HAT COMPONENTS	MODEL #	DIMENSIONS ^{IN} _{MM}	WEIGHT ^{LB} _{KG}	VOLUME ^{FT³} _{MT³}	LIST PRICE
 <p>Tops For Use with 2 Leg Bases</p>	W x D x H				
	ML4623HAT	46 x 23 x 1 1168 x 584 x 25	34 15.42	1.66 0.04	\$322
	ML5223HAT	52 x 23 x 1 1321 x 584 x 25	38.3 17.37	1.84 0.05	\$348
	ML5823HAT	58 x 23 x 1 1473 x 584 x 25	42.5 19.28	2.02 0.05	\$374
	ML6423HAT	64 x 23 x 1 1626 x 584 x 25	46.8 21.23	2.2 0.06	\$405
	ML7023HAT	70 x 23 x 1 1778 x 584 x 25	51 23.13	2.32 0.06	\$436
	ML4629HAT	46 x 29 x 1 1168 x 737 x 25	42.5 19.28	2.04 0.05	\$389
	ML5229HAT	52 x 29 x 1 1321 x 737 x 25	47.8 21.68	2.26 0.06	\$414
	ML5829HAT	58 x 29 x 1 1473 x 737 x 25	53.1 24.09	2.48 0.07	\$440
	ML6429HAT	64 x 29 x 1 1626 x 737 x 25	58.4 26.49	2.7 0.07	\$473
	ML7029HAT	70 x 29 x 1 1778 x 737 x 25	63.8 28.94	2.85 0.08	\$504
For use with MLIR20B or MLIR30B as a primary top. 1" thick laminate top with matching 2mm edge.					
 <p>Return Tops For Use with 3rd Leg Kit</p>	ML3523RHT	35 x 23 x 1 889 x 584 x 25	27 12.25	1.3 0.03	\$300
	ML4123RHT	41 x 23 x 1 1041 x 584 x 25-1149	32 14.51	1.4 0.03	\$311
	For use with MLIR20R to create return for MLIR20B with primary top (MLxxxxHAT). 1" thick laminate top with matching 2mm edge.				

PRIVACY PANELS

GENERAL INFORMATION

- Ideal for height adjustable, freestanding or overlapping table desks.
- Install quickly and simply onto the front, back or side edge of a 1" or 1 1/16" thick worksurface.
- Can be oriented upwards as a desktop divider or downwards as a modesty panel.
- Available in an array of fabric options or high pressure laminate finishes to complement any decor.
- It is recommended to select a privacy panel 6" less in width than the surface it is being mounting on. The underside or top side of the surface mounting to should have a minimum 3" depth free and clear along the length of the surface for mounting.
- Finished height 13.25" with mounting brackets. 12.5" without mounting brackets.

LAMINATE PRIVACY PANEL FINISHES

- With matching 0.5mm thick edge.

ACJ	Absolute Acajou	NBL	Noce Biondo
ASN	Asian Night	NGL	Noce Grigio
AWC	Avant Cherry	NEL	Noce Leggero
AWH	Avant Honey	NML	Noce Medio
CMB	Clear Maple	SKC	Shaker Cherry
DES	Dark Espresso	TWL	Tiger Walnut
DWT	Designer White	WHC	White Chocolate
HGT	Hayden Grey	WCR	Winter Cherry

FABRIC PRIVACY PANELS

- Frameless and non-tackable
- Available in the following fabrics:
Anchorage, Carrera, Fusion, Hudson, Jenny, Urban and Waterfall

PRIVACY PANEL BRACKETS

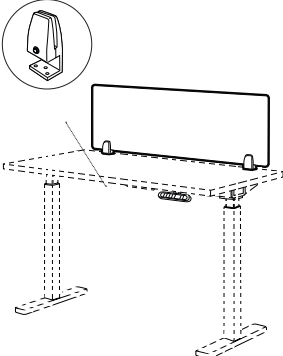
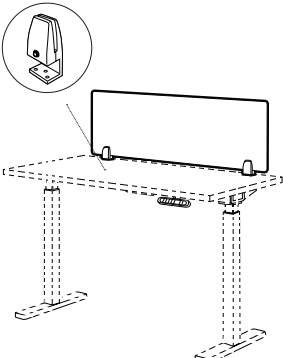
- Each bracket is a two-piece die-cast assembly in Silver finish and are affixed to the worksurface with three screws.
- Two brackets are included with 24" to 54" wide panels; three brackets with 60" and 66" wide panels.

PRIVACY PANEL AND SCREENS

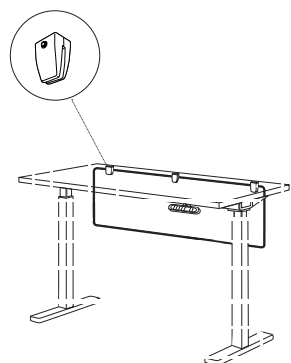
- MLxxUMF/MLxxUML privacy panels, MVLAPxx acrylic privacy panels and MVLPET felt screens may be used as center dividers with Ionic benching kits - see page 113.
- Adapter brackets are required to center mount the panels/screens between dual sided table desk. For brackets, see page 116.

PET FELT PRIVACY SCREEN

- 9mm thick PET Felt, 100% PET polyester fibre.
 - Tackable felt-like finish, in the following finishes:
- | | | | |
|-----|----------|-----|-----------|
| MST | Mist | SFR | Sunflower |
| PWT | Pewter | LAP | Lapis |
| GPH | Graphite | RBY | Ruby |

PRIVACY PANELS	MODEL #	DIMENSIONS IN MM	WEIGHT LB KG	VOLUME FT ³ MT ³	LIST PRICE
		W x D x H			
	ML1324DMF	24 x 0.5 x 13.25 610 x 13 x 337	2.6 1.18	0.4 0.01	\$458
	ML1330DMF	30 x 0.5 x 13.25 762 x 13 x 337	3 1.36	0.5 0.01	\$460
	ML1336DMF	36 x 0.5 x 13.25 914 x 13 x 337	3.6 1.63	0.6 0.01	\$494
	ML1342DMF	42 x 0.5 x 13.25 1067 x 13 x 337	4.2 1.91	0.7 0.01	\$529
	ML1348DMF	48 x 0.5 x 13.25 1219 x 13 x 337	4.8 2.18	0.8 0.02	\$530
	ML1354DMF	54 x 0.5 x 13.25 1372 x 13 x 337	5.4 2.45	0.9 0.02	\$565
	ML1360DMF	60 x 0.5 x 13.25 1524 x 13 x 337	6 2.72	1 0.02	\$759
	ML1366DMF	66 x 0.5 x 13.25 1676 x 13 x 337	6.6 2.99	1.1 0.03	\$785
	Mounts to a 1" or 1 1/16" thick worksurface. Mounting brackets included. If using a privacy panel with a monitor arm, the mounting style of the arm should be grommet mount or freestanding. These privacy panels cannot be used with edge clamp style monitor arms. Not for use with Ionic benching kits. Shipped easy to assemble in 1 carton.				
	ML1324DML	23.75 x 0.44 x 13.25 603 x 11 x 337	14.4 6.53	0.5 0.01	\$302
	ML1330DML	29.75 x 0.44 x 13.25 756 x 11 x 337	17.1 7.76	0.6 0.01	\$403
	ML1336DML	35.75 x 0.44 x 13.25 908 x 11 x 337	19.8 8.98	0.7 0.01	\$434
	ML1342DML	41.75 x 0.44 x 13.25 1060 x 11 x 337	22.6 10.25	0.8 0.02	\$437
	ML1348DML	47.75 x 0.44 x 13.25 1213 x 11 x 337	25.3 11.48	0.9 0.02	\$457
	ML1354DML	53.75 x 0.44 x 13.25 1365 x 11 x 337	28 12.7	1 0.02	\$542
	ML1360DML	59.75 x 0.44 x 13.25 1518 x 11 x 337	31.2 14.15	1.1 0.03	\$618
	ML1366DML	65.75 x 0.44 x 13.25 1670 x 11 x 337	33.9 15.38	1.2 0.03	\$645
	Mounts to a 1" or 1 1/16" thick worksurface. Mounting brackets included. If using a privacy panel with a monitor arm, the mounting style of the arm should be grommet mount or freestanding. These privacy panels cannot be used with edge clamp style monitor arms. Not for use with Ionic benching kits. Shipped easy to assemble in 1 carton.				

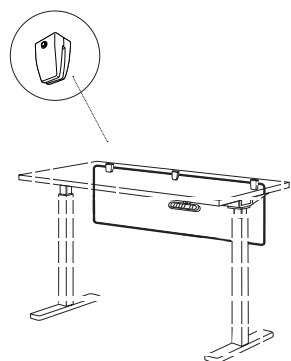
PRIVACY PANELS	MODEL #	DIMENSIONS ^{IN} ^{MM}	WEIGHT ^{LB} ^{KG}	VOLUME ^{FT³} ^{MT³}	LIST PRICE
----------------	---------	---	---------------------------------------	---	------------



Fabric Privacy Panel - Undermount

	W x D x H			
ML1324UMF	24 x 0.5 x 13.25 610 x 13 x 337	2.6 1.18	0.4 0.01	\$458
ML1330UMF	30 x 0.5 x 13.25 762 x 13 x 337	3 1.36	0.5 0.01	\$460
ML1336UMF	36 x 0.5 x 13.25 914 x 13 x 337	3.6 1.63	0.6 0.01	\$494
ML1342UMF	42 x 0.5 x 13.25 1067 x 13 x 337	4.2 1.91	0.7 0.01	\$529
ML1348UMF	48 x 0.5 x 13.25 1219 x 13 x 337	4.8 2.18	0.8 0.02	\$530
ML1354UMF	54 x 0.5 x 13.25 1372 x 13 x 337	5.4 2.45	0.9 0.02	\$565
ML1360UMF	60 x 0.5 x 13.25 1524 x 13 x 337	6 2.72	1 0.02	\$759
ML1366UMF	66 x 0.5 x 13.25 1676 x 13 x 337	6.6 2.99	1.1 0.03	\$785

Mounts to a 1" or 1 1/16" thick worksurface. Mounting brackets included. To add privacy panels to Ionic benching kits (pages 113-115), use undermount privacy panels with adapter brackets MVLPPABx (page 116). If using a privacy panel with a monitor arm, the mounting style of the arm should be grommet mount or freestanding. These privacy panels cannot be used with edge clamp style monitor arms. Shipped easy to assemble in 1 carton.



Laminate Privacy Panel - Undermount

ML1324UML	23.75 x 0.44 x 13.25 603 x 11 x 337	14.7 6.53	0.5 0.01	\$302
ML1330UML	29.75 x 0.44 x 13.25 756 x 11 x 337	17.4 7.89	0.6 0.01	\$403
ML1336UML	35.75 x 0.44 x 13.25 908 x 11 x 337	20.2 9.16	0.7 0.01	\$434
ML1342UML	41.75 x 0.44 x 13.25 1060 x 11 x 337	23 10.43	0.8 0.02	\$437
ML1348UML	47.75 x 0.44 x 13.25 1213 x 11 x 337	25.7 11.66	0.9 0.02	\$457
ML1354UML	53.75 x 0.44 x 13.25 1365 x 11 x 337	28.5 12.93	1 0.02	\$542
ML1360UML	59.75 x 0.44 x 13.25 1518 x 11 x 337	31.7 14.38	1.1 0.03	\$618
ML1366UML	65.75 x 0.44 x 13.25 1670 x 11 x 337	34.5 15.65	1.2 0.03	\$645

Mounts to a 1" or 1 1/16" thick worksurface. Mounting brackets included. To add privacy panels to Ionic benching kits (pages 113-115), use undermount privacy panels with adapter brackets MVLPPABx (page 116). If using a privacy panel with a monitor arm, the mounting style of the arm should be grommet mount or freestanding. These privacy panels cannot be used with edge clamp style monitor arms. Shipped easy to assemble in 1 carton.

PRIVACY PANELS	MODEL #	DIMENSIONS ^{IN} _{MM}	WEIGHT ^{LB} _{KG}	VOLUME ^{FT³} _{MT³}	LIST PRICE
----------------	---------	---	---------------------------------------	---	------------

W x D x H

Set of 1

MVLPET42-1	42 x 0.36 x 13.25 <i>1067 x 9 x 337</i>	2.6 <i>1.18</i>	0.8 <i>0.02</i>	\$294
MVLPET48-1	48 x 0.36 x 13.25 <i>1219 x 9 x 337</i>	3.3 <i>1.5</i>	0.9 <i>0.02</i>	\$309
MVLPET54-1	54 x 0.36 x 13.25 <i>1372 x 9 x 337</i>	3.6 <i>1.63</i>	1 <i>0.02</i>	\$396
MVLPET60-1	60 x 0.36 x 13.25 <i>1524 x 9 x 337</i>	3.8 <i>1.72</i>	1.1 <i>0.03</i>	\$409
MVLPET66-1	66 x 0.36 x 13.25 <i>1676 x 9 x 337</i>	4.5 <i>2.04</i>	1.3 <i>0.03</i>	\$482

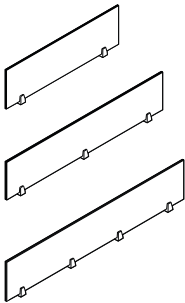
Set of 4

MVLPET42-4	42 x 0.36 x 13.25 <i>1067 x 9 x 337</i>	9.5 <i>4.31</i>	0.8 <i>0.02</i>	\$1123
MVLPET48-4	48 x 0.36 x 13.25 <i>1219 x 9 x 337</i>	11.9 <i>5.4</i>	1 <i>0.02</i>	\$1175
MVLPET54-4	54 x 0.36 x 13.25 <i>1372 x 9 x 337</i>	12.8 <i>5.81</i>	1.1 <i>0.03</i>	\$1517
MVLPET60-4	60 x 0.36 x 13.25 <i>1524 x 9 x 337</i>	13.8 <i>6.26</i>	1.2 <i>0.03</i>	\$1561
MVLPET66-4	66 x 0.36 x 13.25 <i>1676 x 9 x 337</i>	16.2 <i>7.35</i>	1.3 <i>0.03</i>	\$1840

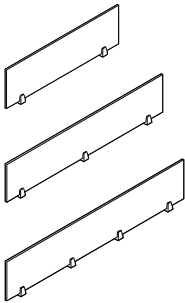
Mounts to 1" thick laminate surface, may be installed as undermount or up mount position. Mounting brackets included. Secured with wood screws, will mar the top surface when installed in upmount position. If using a privacy panel with a monitor arm, the mounting style of the arm should be grommet mount or freestanding. These privacy panels cannot be used with edge clamp style monitor arms. Shipped easy to assemble in 1 carton.

MVLAP42	42.5 x 0.25 x 13.25 <i>1080 x 6 x 337</i>	3.6 <i>1.63</i>	0.8 <i>0.02</i>	\$336
MVLAP48	48.5 x 0.25 x 13.25 <i>1232 x 6 x 337</i>	4.3 <i>1.95</i>	1 <i>0.02</i>	\$382
MVLAP54	54.5 x 0.25 x 13.25 <i>1384 x 6 x 337</i>	5.1 <i>2.31</i>	1.1 <i>0.03</i>	\$515
MVLAP60	60.5 x 0.25 x 13.25 <i>1537 x 6 x 337</i>	5.3 <i>2.4</i>	1.2 <i>0.03</i>	\$560
MVLAP66	66.5 x 0.25 x 13.25 <i>1689 x 6 x 337</i>	6.5 <i>2.95</i>	1.3 <i>0.03</i>	\$585

Mounting brackets included. If using a privacy panel with a monitor arm, the mounting style of the arm should be grommet mount or freestanding. These privacy panels cannot be used with edge clamp style monitor arms. Shipped easy to assemble in 1 carton.



PET Felt Privacy Screen



Acrylic Privacy Panel

BENCHING SOLUTIONS

GENERAL INFORMATION

- Simplified benching solutions, double-sided straight line applications.
- Meets all applicable ANSI/BIFMA X5.5 desking standards.

WORKSURFACES

- 1" thick thermally fused laminate with matching 2mm thick edge band; 45 lb. density particle board core.
- Available in all the Ionic laminate finishes.
- Worksurfaces are equipped with factory installed inserts for a metal-to-metal leg connection.

METAL LEGS

- 2" square tube post legs with 1" x 2" cross bar in an H-leg configuration complementing Ionic desking.
- Available in Black (**TBL**), Designer White (**TDW**) or Tungsten (**TTU**) paint finishes, Sandtex finish applied for durability.

BENCHING KITS

- Kits have been created for ease of specifying and ordering; each kit also includes all the necessary hardware for installation.
- **Freestanding** dual sided table desks include two worksurfaces with support stiffeners and two legs for end conditions.
- **Quad** pack dual sided table desks include two dual sided table desks - four workstations consisting of four worksurfaces with support stiffeners, two end legs and one middle leg for shared condition between two side-by-side top sets.
- Quad packs may be extended with **extender kits** consisting of two worksurfaces with support stiffeners and one leg for shared condition between two side-by-side top sets. Extender kits are to be installed in the middle position(s) sharing a leg between side-by-side top sets.

PRIVACY SCREENS

- 2.5" centre gap between dual sided table desks accommodates privacy screens.
- Privacy screens are available in fabric wrapped, laminate, acrylic and PET Felt options. Refer to Ionic privacy panels on pages 110-111.
- Recommend privacy screens be 6" shorter than the worksurfaces. For example, if worksurfaces are 60"W, use 54"W privacy panels.
- Adapter brackets are required to mount the privacy screens between dual sided table desks.

CABLE MANAGEMENT

- Wire cable management baskets are available to provide cable management and/or lay-in capability for power distribution solution.
- Cable baskets are to be installed on the underside centered between tops on dual sided table desks.

GROMMETS

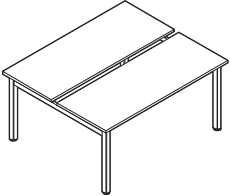
- Tops for all kits are standard with no grommets.
- Optional grommets are available in standard worksurface locations. One position per kit may be specified; all tops in each kit ordered will have the same grommet position. Order as: **FOG1**, **FOG2** or **FOG3**. **Add \$192** for freestanding (MLxxxDST) and extender (MLxxxDSE) dual sided table desks. **Add \$383** for quad pack dual sided table desks (MLxxxDSQ).



- FOG grommet cap and sleeve may be removed on-site to accommodate Cove mini power unit MVCOVSM2B/S or MVCOV1UB/S as an alternative to bring power and/or USB charging to the desktop (see page 127).

LAMINATE FINISHES

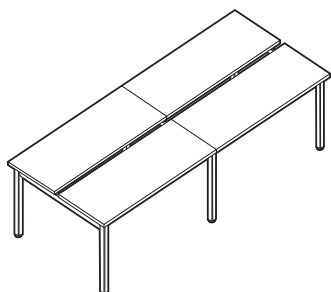
ACJ	Absolute Acajou	NBL	Noce Biondo
ASN	Asian Night	NGL	Noce Grigio
AWC	Avant Cherry	NEL	Noce Leggero
AWH	Avant Honey	NML	Noce Medio
CMB	Clear Maple	SKC	Shaker Cherry
DES	Dark Espresso	TWL	Tiger Walnut
DWT	Designer White	WHC	White Chocolate
HGT	Hayden Grey	WCR	Winter Cherry

BENCHING KITS	MODEL #	DIMENSIONS	WEIGHT	VOLUME	LIST PRICE
		IN MM	LB KG	FT ³ MT ³	
 <p>Freestanding Dual Sided Table Desks, 24"D</p>		W x D x H			
	ML4850DST	48 x 50.4 x 29 1219 x 1280 x 737	151 68.49	10.9 0.3	\$1418
	ML5450DST	54 x 50.4 x 29 1372 x 1280 x 737	161 73.03	11.5 0.32	\$1484
	ML6050DST	60 x 50.4 x 29 1524 x 1280 x 737	171 77.56	11.9 0.33	\$1546
	ML6650DST	66 x 50.4 x 29 1676 x 1280 x 737	181 82.1	12.5 0.35	\$1612
	ML7250DST	72 x 50.4 x 29 1829 x 1280 x 737	191 86.64	13.1 0.37	\$1652
	Each kit includes two 24"D worksurfaces and pair of legs for freestanding dual sided table desk. Not to be used with extender table desks. Support stiffeners included are for end-to-end leg condition. Shipped easy to assemble in 3 cartons.				

BENCHING KITS	MODEL #	DIMENSIONS <small>IN</small> <small>MM</small>	WEIGHT <small>LB</small> <small>KG</small>	VOLUME <small>FT</small> ³ <small>MT</small> ³	LIST PRICE
		W x D x H			
	ML4862DST	48 x 62.4 x 29 <i>1219 x 1585 x 737</i>	180 <i>81.65</i>	13.1 <i>0.37</i>	\$1594
	ML5462DST	54 x 62.4 x 29 <i>1372 x 1585 x 737</i>	192 <i>87.09</i>	13.9 <i>0.39</i>	\$1622
	ML6062DST	60 x 62.4 x 29 <i>1524 x 1585 x 737</i>	205 <i>92.99</i>	14.5 <i>0.41</i>	\$1684
	ML6662DST	66 x 62.4 x 29 <i>1676 x 1585 x 737</i>	218 <i>98.88</i>	15.1 <i>0.42</i>	\$1762
	ML7262DST	72 x 62.4 x 29 <i>1829 x 1585 x 737</i>	230 <i>104.33</i>	15.7 <i>0.44</i>	\$1790

Freestanding Dual Sided Table Desks, 30"D

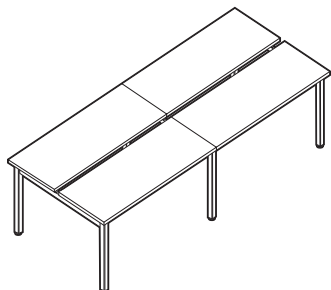
Each kit includes two 30"D worksurfaces and pair of legs for freestanding dual sided table desk. Not to be used with extender table desks. Support stiffeners included are for end-to-end leg condition. Shipped easy to assemble in 3 cartons.



Quad Pack Dual Sided Table Desks, 24"D

ML9650DSQ	96 x 50.4 x 29 <i>2438 x 1280 x 737</i>	275 <i>124.74</i>	18.9 <i>0.53</i>	\$2605
ML10850DSQ	108 x 50.4 x 29 <i>2743 x 1280 x 737</i>	295 <i>133.81</i>	20.1 <i>0.56</i>	\$2733
ML12050DSQ	120 x 50.4 x 29 <i>3048 x 1280 x 737</i>	315 <i>142.88</i>	20.9 <i>0.59</i>	\$2861
ML13250DSQ	132 x 50.4 x 29 <i>3353 x 1280 x 737</i>	335 <i>151.95</i>	22.1 <i>0.62</i>	\$2993
ML14450DSQ	144 x 50.4 x 29 <i>3658 x 1280 x 737</i>	355 <i>161.03</i>	23.3 <i>0.65</i>	\$3073

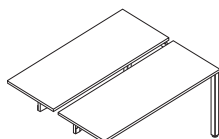
Four-pack dual sided table desks; each kit includes four 24"D worksurfaces, a pair of end legs and one middle leg to be shared between pairs of tops. Use as is for a four-station cluster or can be used with 50.4"D extender tables (MLxx50DSE) installed in the middle position. Support stiffeners included are for end-to-shared leg condition. Shipped easy to assemble in 6 cartons.



Quad Pack Dual Sided Table Desks, 30"D

ML9662DSQ	96 x 62.4 x 29 <i>2438 x 1585 x 737</i>	330 <i>149.69</i>	22.8 <i>0.64</i>	\$2930
ML10862DSQ	108 x 62.4 x 29 <i>2743 x 1585 x 737</i>	354 <i>160.57</i>	24.4 <i>0.69</i>	\$2990
ML12062DSQ	120 x 62.4 x 29 <i>3048 x 1585 x 737</i>	380 <i>172.37</i>	25.6 <i>0.72</i>	\$3122
ML13262DSQ	132 x 62.4 x 29 <i>3353 x 1585 x 737</i>	406 <i>184.16</i>	26.8 <i>0.75</i>	\$3250
ML14462DSQ	144 x 62.4 x 29 <i>3658 x 1585 x 737</i>	430 <i>195.04</i>	28 <i>0.79</i>	\$3326

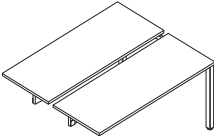
Four-pack dual sided table desks; each kit includes four 30"D worksurfaces, a pair of end legs and one middle leg to be shared between pairs of tops. Use as is for a four-station cluster or can be used with 62.4"D extender tables (MLxx62DSE) installed in the middle position. Support stiffeners included are for end-to-shared leg condition. Shipped easy to assemble in 6 cartons.



Extender for Dual Sided Table Desks, 24"D



ML4850DSE	48 x 50.4 x 29 <i>1219 x 1280 x 737</i>	124 <i>56.25</i>	8 <i>0.22</i>	\$1185
ML5450DSE	54 x 50.4 x 29 <i>1372 x 1280 x 737</i>	134 <i>60.78</i>	8.6 <i>0.24</i>	\$1251
ML6050DSE	60 x 50.4 x 29 <i>1524 x 1280 x 737</i>	144 <i>65.32</i>	9 <i>0.25</i>	\$1315
ML6650DSE	66 x 50.4 x 29 <i>1676 x 1280 x 737</i>	154 <i>69.85</i>	9.6 <i>0.27</i>	\$1379
ML7250DSE	72 x 50.4 x 29 <i>1829 x 1280 x 737</i>	164 <i>74.39</i>	10 <i>0.28</i>	\$1421

Each kit includes two 24"D worksurfaces and one leg for shared condition, to be used with quad packs MLxx50DSQ to extend the number of workstations. No limit to the number of extender packs that can be joined together. Support stiffeners included are for shared middle leg condition. Extender kits are not to be installed in an end position. Shipped easy to assemble in 3 cartons.

BENCHING KITS	MODEL #	DIMENSIONS ^{IN} _{MM}	WEIGHT ^{LB} _{KG}	VOLUME ^{FT³} _{MT³}	LIST PRICE
		W x D x H			
	ML4862DSE	48 x 62.4 x 29 1219 x 1585 x 737	150 68.04	9.7 0.27	\$1342
	ML5462DSE	54 x 62.4 x 29 1372 x 1585 x 737	162 73.48	10.5 0.29	\$1362
	ML6062DSE	60 x 62.4 x 29 1524 x 1585 x 737	175 79.38	11.1 0.31	\$1434
	ML6662DSE	66 x 62.4 x 29 1676 x 1585 x 737	188 85.28	11.7 0.33	\$1496
	ML7262DSE	72 x 62.4 x 29 1829 x 1585 x 737	200 90.72	12.3 0.34	\$1538

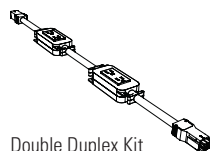
Extender for Dual Sided Table Desks, 30"D

Each kit includes two 30"D worksurfaces and one leg for shared condition, to be used with quad packs MLxx62DSQ to extend the number of workstations. No limit to the number of extender packs that can be joined together. Support stiffeners included are for shared middle leg condition. Extender kits are not to be installed in an end position. Shipped easy to assemble in 3 cartons.

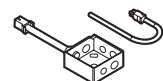
BENCHING ACCESSORIES					
	Set of 2				
	ML48WCB2	40 x 8 x 1 1016 x 203 x 25	3.6 1.63	0.32 0.01	\$341
	ML54WCB2	46 x 8 x 1 1168 x 203 x 25	4.3 1.95	0.37 0.01	\$373
	ML60WCB2	52 x 8 x 1 1321 x 203 x 25	4.8 2.18	0.41 0.01	\$418
	ML66WCB2	58 x 8 x 1 1473 x 203 x 25	5.3 2.4	0.46 0.01	\$482
	ML72WCB2	64 x 8 x 1 1626 x 203 x 25	5.9 2.68	0.51 0.01	\$472
	Set of 4				
	ML48WCB4	40 x 8 x 1 1016 x 203 x 25	7.2 3.27	0.64 0.01	\$638
	ML54WCB4	46 x 8 x 1 1168 x 203 x 25	8.6 3.9	0.73 0.02	\$688
	ML60WCB4	52 x 8 x 1 1321 x 203 x 25	9.6 4.35	0.83 0.02	\$778
	ML66WCB4	58 x 8 x 1 1473 x 203 x 25	10.6 4.81	0.92 0.02	\$804
	ML72WCB4	64 x 8 x 1 1626 x 203 x 25	11.8 5.35	1.02 0.02	\$869

Wire Management Cable Baskets

Model number indicates width of worksurface to be used with. Basket is 8" smaller than the top width. Black only. Includes spring steel mounting brackets, allowing basket to swing down from either side for easy access. Shipped easy to assemble in 1 carton.



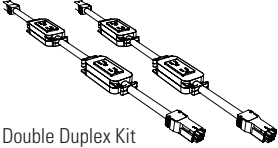
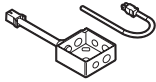
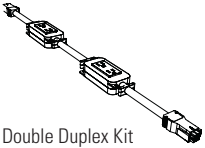

Double Duplex Kit



Single-Circuit 3-Prong Feed

Double Duplex Kit w/Infeed for Freestanding Dual Sided Table Desk Kits

Each duplex kit includes jumper with two duplex outlets and infeed. Single circuit only, 15 amp service. Maximum of 12 duplex receptacles per infeed (24 outlets). Prior to use, confirm amperage required based on intended equipment use. Infeed to be hardwired by certified electrician. Use with freestanding dual sided table desks MLxxDST. Model number indicates width of dual sided table desk to be used with. Lay-in capability using wire cable management baskets. Shipped easy to assemble in 1 cartons.

BENCHING ACCESSORIES	MODEL #	DIMENSIONS ^{IN} ^{MM}	WEIGHT ^{LB} ^{KG}	VOLUME ^{FT³} ^{MT³}	LIST PRICE
 <p>Double Duplex Kit</p>  <p>Single-Circuit 3-Prong Feed</p> <p>Quad Duplex Kit w/Infeed for Quad Pack Dual Sided Table Desk Kits</p>		W x D x H			
	MLDD48DSQ	216 x 4 x 2 5486 x 102 x 51	10.7 4.85	4.5 0.12	\$746
	MLDD54DSQ	228 x 4 x 2 5791 x 102 x 51	10.9 4.94	4.5 0.12	\$758
	MLDD60DSQ	240 x 4 x 2 6096 x 102 x 51	11.3 5.13	4.5 0.12	\$773
	MLDD66DSQ	252 x 4 x 2 6401 x 102 x 51	11.7 5.31	4.5 0.12	\$789
	MLDD72DSQ	264 x 4 x 2 6706 x 102 x 51	12.1 5.49	4.5 0.12	\$802
 <p>Double Duplex Kit</p> <p>Extender Duplex Kit for Extender Dual Sided Table Desk Kits</p>					
	MLDD48DSE	48 x 2 x 2 1219 x 51 x 51	2.3 1.04	2.25 0.06	\$235
	MLDD54DSE	54 x 2 x 2 1372 x 51 x 51	2.4 1.09	1.5 0.04	\$242
	MLDD60DSE	60 x 2 x 2 1524 x 51 x 51	2.6 1.18	2.25 0.06	\$248
	MLDD66DSE	66 x 2 x 2 1676 x 51 x 51	2.8 1.27	1.5 0.04	\$258
	MLDD72DSE	72 x 2 x 2 1829 x 51 x 51	3 1.36	2.25 0.06	\$263
 <p>Privacy Screen Adapter Brackets</p>					
	Set of 2				
	MVLPPAB2	6 x 1.7 x 1 152 x 43 x 25	1 0.45	0.1 0.03	\$48
	Set of 3				
	MVLPPAB3	6 x 1.7 x 1 152 x 43 x 25	1.3 0.59	0.1 0.03	\$71
	Set of 4				
	MVLPPAB4	6 x 1.7 x 1 152 x 43 x 25	1.8 0.82	0.1 0.03	\$95
<p>Each quad duplex kit includes two jumper with two duplex outlets and infeed. Single circuit only, 15 amp service. Maximum of 12 duplex receptacles per infeed (24 outlets). Prior to use, confirm amperage required based on intended equipment use. Infeed to be hardwired by certified electrician. Use with quad pack dual sided table desks MLxxDSQ. Model number indicates width of dual sided table desk to be used with. Lay-in capability using wire cable management baskets. Shipped easy to assemble in 1 cartons.</p> <p>Each extender duplex kit includes jumper with two duplex outlets. Single circuit only, 15 amp service. Maximum of 12 duplex receptacles per infeed (24 outlets). Prior to use, confirm amperage required based on intended equipment use. Use with quad duplex kits and extender dual sided table desks MLxxDSE. Model number indicates width of dual sided table desk to be used with. Lay-in capability using wire cable management baskets. Shipped easy to assemble in 1 carton.</p> <p>Use with undermount privacy screens to upmount privacy screens between dual sided table desks. For Ionic privacy panels, see pages 110-111. Number of adapter brackets required should correspond with the number of clamps included with privacy screen; varies by width.</p>					

PANELS

GENERAL INFORMATION

- An innovative and economical tool for creating efficient workspace surrounds, and freestanding or mobile dividers.
- Minimal components offering maximum flexibility that are simple to specify and easy to install.
- Self-leveling connectors accommodate any angle including 90°, 120°, T and X connections. Off module connectors are also available for mid span connections.
- Sleek simple aesthetic - only 1.3" thick overall.
- Painted Aluminum frame with fabric upholstered inserts.
- Three standard panel sizes with separate hardware kits to accommodate various workplace needs.
- Foot kits are available to create freestanding or mobile divider applications.

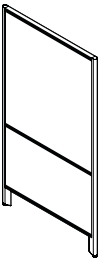
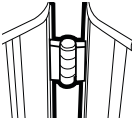
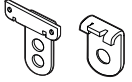
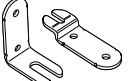
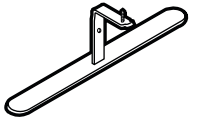
FINISHES

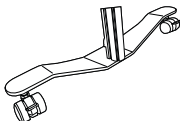
Panel frame, flat foot and mobile foot

BLK	Black
DWT	Designer White
TUN	Tungsten

Fabric

LL14	Blue Mist
LL12	Caramel Cream
LL37	Cinder
LL36	Granite
LL11	Medium Taupe
LL38	Sandstone
LL35	Spray

PANELS + ACCESSORIES	MODEL #	DIMENSIONS ^{IN} ^{MM}	WEIGHT ^{LB} ^{KG}	VOLUME ^{FT³} ^{MT³}	LIST PRICE
 <p>Panel - Fabric Top and Bottom</p>		W x D x H			
	ML6636FFP	36 x 1.3 x 66 914 x 33 x 1676	35 15.88	3 0.08	\$656
	ML6648FFP	48 x 1.3 x 66 1219 x 33 x 1676	47 21.32	3.9 0.11	\$729
	ML6660FFP	60 x 1.3 x 66 1524 x 33 x 1676	59 26.76	4.9 0.13	\$794
	Specify fabric and frame finish.				
	1.3" thick overall. Painted aluminum frame with fabric upholstered inserts. 4" raised bottom for ease of cleaning. Shipped easy to assemble in 1 carton.				
 <p>Panel Connecting Hinge Kit</p>	MLPCHK	5 x 0.75 x 3 127 x 19 x 76	0.17 0.08	0.01 -	\$52
	3 hinges and connecting hardware in each kit. One kit required per every 2 panels being connected. Zinc finish only.				
 <p>Off Module Connector</p>	MLOMCP	3 x 2 x 4 76 x 51 x 102	1 0.45	0.01 -	\$63
	Connect two panels perpendicular to one another to create a T configuration anywhere along mid span. Bolt top and bottom to vertical then connects to top and bottom rail of adjacent panel. Fasteners included. Specify finish to match panel frame.				
 <p>Wall Adapter</p>	MLPPWA	1.5 x 2.5 x 4 38 x 64 x 102	1 0.45	0.08 -	\$58
	Wall adapter to start a run of panels affixed to the wall. Bolt to panel in place of universal hinged connector. Keyhole openings to slide over fasteners which are to be preinstalled to the wall. Mounting hardware to affix to wall not included; installer must determine fasteners based on type of wall material securing to.				
 <p>Freestanding Foot Kit</p>	Flat foot, single pack				
	MLSFFKP	20 x 2 x 6 508 x 51 x 152	3.5 1.59	0.28 0.01	\$105
	Flat foot, pack of 2				
	MLDFFKP	20 x 2 x 6 508 x 51 x 152	6.96 3.16	0.28 0.01	\$208
	Sold individually or in pairs. Flat feet do not have levelers. Use to create a freestanding dividers that do not require leveling adjustment. Specify finish to match panel frame.				

PANELS	MODEL #	DIMENSIONS ^{IN} _{MM}	WEIGHT ^{LB} _{KG}	VOLUME ^{FT³} _{MT³}	LIST PRICE
 Mobile Foot Kit	W x D x H				
	Mobile foot, single pack				
	MLSCFKP	20 x 2 x 6 508 x 51 x 152	3.9 1.77	0.28 0.01	\$139
	Mobile foot, pack of 2				
	MLDCFKP	20 x 2 x 6 508 x 51 x 152	7.7 3.49	0.28 0.01	\$276
	Sold individually or in pairs. Use to create a mobile divider. Black dual wheel locking casters. Specify finish to match panel frame.				



GENERAL INFORMATION

- Pashley's tapered angled legs offer a mid-century vibe and adapts well to small office or home office with commercial grade performance.
- Simplicity and elegance supported with superior strength and stability.
- 1" thick thermally fused laminate worksurfaces.
- 15 standard worksurface finishes to choose from.
- Easy to assemble.
- Meets applicable ANSI/BIFMA x5.5 standards.
- Laminate tops backed by Global's Limited Lifetime Warranty.
- Greenguard Certified.

CONSTRUCTION

- Tops are made from 45 lb. density particle board covered with thermally fused laminate on both sides with 2mm matching edge band.
- Welded metal legs with mechanically connected frame.
- Legs and frames finished in a highly durable powder coated paint finish.
- Leveling glides included.

SPECIAL SIZES

- Custom sizes are not available.


FINISH - METAL LEGS

- Available in flat Pearl color only.

FINISHES - TOPS

- Available in the following standard colors with no upcharge:

ACJ	Absolute Acajou	NBL	Noce Biondo
ASN	Asian Night	NGL	Noce Grigio
AWC	Avant Cherry	NEL	Noce Leggero
AWH	Avant Honey	NML	Noce Medio
CMB	Clear Maple	TWL	Tiger Walnut
DES	Dark Espresso	WHC	White Chocolate
DWT	Designer White	WCR	Winter Cherry
HGT	Hayden Grey		

TABLE DESKS	MODEL #	DIMENSIONS <small>IN MM</small>	WEIGHT <small>LB KG</small>	VOLUME <small>FT³ MT³</small>	LIST PRICE
 Table Desk	W x D x H				
	24" deep				
	ML48240GD	48 x 24 x 29.5 <i>1219 x 610 x 749</i>	75.9 <i>34.43</i>	4.7 <i>0.13</i>	\$768
	ML60240GD	60 x 24 x 29.5 <i>1524 x 610 x 749</i>	84.7 <i>38.42</i>	5.1 <i>0.14</i>	\$894
	ML72240GD	72 x 24 x 29.5 <i>1829 x 610 x 749</i>	92.7 <i>42.05</i>	5.45 <i>0.15</i>	\$983
	30" deep				
	ML48300GD	48 x 30 x 29.5 <i>1219 x 762 x 749</i>	93.7 <i>42.5</i>	5.7 <i>0.16</i>	\$874
	ML60300GD	60 x 30 x 29.5 <i>1524 x 762 x 749</i>	105.5 <i>47.85</i>	6.3 <i>0.17</i>	\$986
	ML72300GD	72 x 30 x 29.5 <i>1829 x 762 x 749</i>	115.5 <i>52.39</i>	6.7 <i>0.18</i>	\$1094
	Freestanding table desk with metal support frame and angled legs. Shipped easy to assemble in 3 cartons.				

**GENERAL INFORMATION**

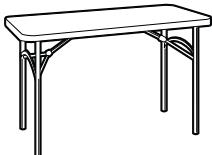
- Lite-Lift II is ideal for applications that require a lightweight and easy to clean table. It is THE economical, durable, multi-purpose table.
- Meets applicable ANSI/BIFMA standards.
- Greenguard Certified.

CONSTRUCTION

- Lightweight.
- Polyethylene surface with UV protection.
- Shock-proof.
- Constructed to withstand heavy loads.
- Suitable for outdoor use.
- Solid welded joints, nuts and bolts.
- Powder coated 1.125" diameter steel legs. Textured Charcoal epoxy coated (TC).
- Perforated underside surface allows for non-warping.
- Individual polypropylene clip to hold the leg in position when folded. Solid and durable fastening device.

FINISHES

- Oyster Grey only.

FOLDING TABLES	MODEL #	DIMENSIONS ^{IN} ^{MM} W x D x H	WEIGHT ^{LB} ^{KG}	VOLUME ^{FT³} ^{MT³}	LIST PRICE
	MVLFRT48	48 x 24 x 29.25 1219 x 610 x 743	23 10.43	1.57 0.04	\$217
	MVLFRT60	60 x 30 x 29.25 1524 x 762 x 743	30 13.61	2.43 0.06	\$290
	MVLFRT72	72 x 30 x 29.25 1829 x 762 x 743	36 16.33	2.91 0.08	\$305
	MVLFRT96	96 x 30 x 29.25 2438 x 762 x 743	50 22.68	3.87 0.1	\$469

Rectangular Folding Table

Durable high impact polypropylene top. 1.125" diameter steel legs finished in a scuff-resistant, textured Charcoal epoxy coating. Lightweight, easy to clean and simple to fold and store. Easy lock leg brace for added stability. Shipped assembled in 1 carton.

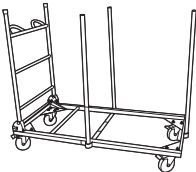


Round Folding Table

MVLFRT48D	48 x 48 x 29.25 1219 x 1219 x 743	31 14.06	3.26 0.09	\$349
MVLFRT60D	60 x 60 x 29.25 1524 x 1524 x 743	47 21.32	5.6 0.15	\$558

Durable high impact polypropylene top. 1.125" diameter steel legs finished in a scuff-resistant, textured Charcoal epoxy coating. Lightweight, easy to clean and simple to fold and store. Easy lock leg brace for added stability. Shipped assembled in 1 carton.

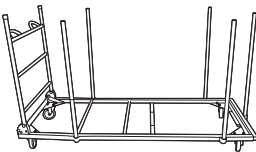
TABLE DOLLIES



Dolly for 48" Rectangular Folding Table

OTG11840	24.5 x 52 x 45.25 622 x 1321 x 1149	52.5 23.81	5.5 0.15	\$518
----------	--	---------------	-------------	--------------

Dolly for stacking and moving 48" Rectangular Folding Table (MLFRT48). 1.125" steel tubing. Textured Charcoal epoxy coating. Tables lay horizontally on dolly. Maximum capacity is 20 tables.



Dolly for 60", 72" and 96" Rectangular Folding Table

OTG11841	30.25 x 75.75 x 45.25 768 x 1924 x 1149	76 34.47	9.25 0.26	\$734
----------	--	-------------	--------------	--------------

Dolly for stacking and moving 60", 72" and 96" Rectangular Folding Tables (MLFRT60, MLFRT72 and MLFRT96). 1.125" steel tubing. Textured Charcoal epoxy coating. Tables lay horizontally on dolly.
MLFRT60 - Maximum capacity is 20 tables.
MLFRT72 - Maximum capacity is 20 tables.
MLFRT96 - Maximum capacity is 18 tables.



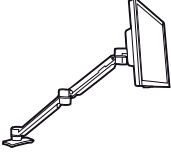
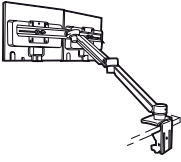
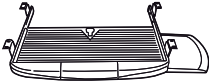
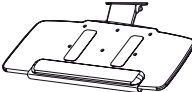
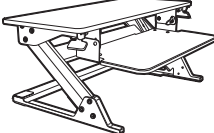
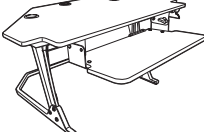
Dolly for 48" and 60" Round Folding Table

OTG11842	32.75 x 52 x 40.25 832 x 1321 x 1022	76 34.47	5.5 0.15	\$633
----------	---	-------------	-------------	--------------

Dolly for stacking and moving 48" and 60" Round Folding Tables (MVLFRT48D and MVLFRT60D). 1.125" steel tubing. Textured Charcoal epoxy coating. Tables stand vertically on dolly.
MVLFRT48D - Maximum capacity is 15 tables.
MVLFRT60D - Maximum capacity is 12 tables.

MVL monitor arms
MVL keyboard supports
Accessories
Power and data

Accessories

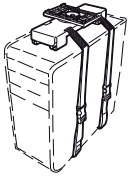
MONITOR ARMS	MODEL #	DIMENSIONS ^{IN} MM	WEIGHT ^{LB} KG	VOLUME ^{FT³} MT ³	LIST PRICE
 <p>Single Monitor Double Extension w/Height Adjustment</p>		W x D x H			
	MVL1SDEH	4.75 x 4.23-26 x 19.5 121 x 107-660 x 495	8 3.63	0.72 0.02	\$346
<p>Single monitor arm provides 26" of reach with 13" of usable height adjustment. Quick connect option for mounting monitor with standard VESA standards. Pole-less arm monitor provides a clean design and folds into a 4 3/8" area for more desk space. Enclosed cable manager. 360° swivel. Can accommodate monitors up to 14 lbs. Attach to any standard 1" to 1.5" thick surface with flush edge by a desk clamp or through a grommet. Available in Silver only.</p>					
 <p>Dual Monitor Double Extension w/Height Adjustment</p>					
	MVL2SDEH	22 x 5.95-26 x 17.5 559 x 151-660 x 445	9.4 4.26	1.57 0.04	\$476
<p>Dual monitor arm provides 26" of reach with 13" of usable height adjustment. Quick connect option for mounting monitor with standard VESA standards. Counterbalanced spring technology allows for 2 to 20 lbs. load (max 10 lbs. per screen). Dual cross bar holds monitors up to 22" in horizontal width each. Enclosed cable manager. Tool-less clamp installation makes assembly quick and easy. Attach to any standard 1" to 1.5" thick surface with flush edge by a desk clamp or through a grommet. Available in Silver only.</p>					
KEYBOARD SUPPORTS					
 <p>Keyboard Drawer</p>					
	MVLKBT	20.6 x 12.5 x 4 523 x 318 x 102	4.78 2.17	0.42 0.01	\$173
<p>Mounts on two low friction ball bearing slides for storage below workstation. Pull-out mouse tray (mountable left or right). Palm rest/pen compartment. Keyboard platform accommodates standard and ergonomic shaped keyboards. Requires 17" of depth clearance under the surface for installation.</p>					
 <p>Articulating Keyboard Package</p>					
	MVLKP01	27.5 x 11.5 x 0.38 699 x 292 x 10	13.6 6.17	0.93 0.02	\$369
<p>Package includes articulating arm and 27" HDPE tray. Arm has a 6" height and 30" tilt adjustment. Low profile design with 360° swivel. HDPE tray is 0.38" thick and has a removable wrist rest. Tray comes with anti-slip strips. Requires 18" of depth clearance under the surface for installation.</p>					
 <p>Desktop Sit-Stand Workstation</p>					
	MVL5230B0	35.4 x 23.2 x 6.2 899 x 589 x 157	47 21.32	4.8 0.13	\$1148
<p>Easily fits onto a 24" or deeper worksurface. Supports up to 35 lbs. Keyboard surface tilts from -10°/+10°. Infinite pneumatic height adjustment. Primary surface can be extended 20" above the desk. Black frame and surface. Comes with grommet for cord management. No tools required for installation.</p>					
 <p>Corner Desktop Sit-Stand Workstation</p>					
	MVL5230B5	42 x 38 x 6.2 1067 x 965 x 157	55 24.95	9.3 0.26	\$1508
<p>Easily fits onto a 24" or deeper corner worksurface. Supports up to 35 lbs. Keyboard surface tilts from -10°/+10°. Infinite pneumatic height adjustment. Primary surface can be extended 20" above the desk. Black frame and surface. Comes with grommet for cord management. No tools required for installation.</p>					

ACCESSORIES

MODEL

DIMENSIONS
IN
MM
W x D x HWEIGHT
LB
KGVOLUME
FT³
MT³

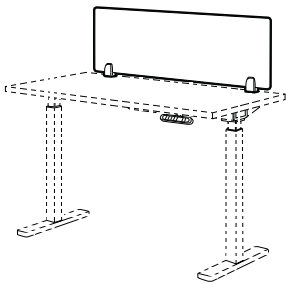
LIST PRICE



CPU Holder Dual Strap

MVLCPU	4 x 11 x 1.5 102 x 279 x 38	4 1.81	0.39 0.01	\$165
--------	--------------------------------	-----------	--------------	--------------

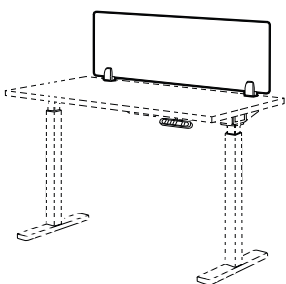
CPU slides on a 17" track and swivels to allow full accessibility and easy storage. Straps adjust and fasten with buckles for simple installation. Accommodates CPU's weighing up to 30 lbs. and measuring 64" in perimeter. **Requires 17" of depth clearance** under the surface for installation.



Fabric Privacy Panel - Upmount

ML1324DMF	24 x 0.5 x 13.25 610 x 13 x 337	2.6 1.18	0.4 0.01	\$458
ML1330DMF	30 x 0.5 x 13.25 762 x 13 x 337	3 1.36	0.5 0.01	\$460
ML1336DMF	36 x 0.5 x 13.25 914 x 13 x 337	3.6 1.63	0.6 0.01	\$494
ML1342DMF	42 x 0.5 x 13.25 1067 x 13 x 337	4.2 1.91	0.7 0.01	\$529
ML1348DMF	48 x 0.5 x 13.25 1219 x 13 x 337	4.8 2.18	0.8 0.02	\$530
ML1354DMF	54 x 0.5 x 13.25 1372 x 13 x 337	5.4 2.45	0.9 0.02	\$565
ML1360DMF	60 x 0.5 x 13.25 1524 x 13 x 337	6 2.72	1 0.02	\$759
ML1366DMF	66 x 0.5 x 13.25 1676 x 13 x 337	6.6 2.99	1.1 0.03	\$785

Mounts to a 1" or 1 1/16" thick worksurface. Mounting brackets included. If using a privacy panel with a monitor arm, the mounting style of the arm should be grommet mount or freestanding. These privacy panels cannot be used with edge clamp style monitor arms. Not for use with Ionic benching kits. Shipped easy to assemble in 1 carton.

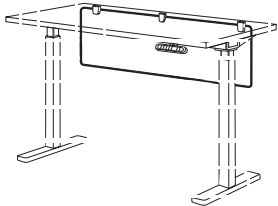


Laminate Privacy Panel - Upmount

ML1324DML	23.75 x 0.44 x 13.25 603 x 11 x 337	14.4 6.53	0.5 0.01	\$302
ML1330DML	29.75 x 0.44 x 13.25 756 x 11 x 337	17.1 7.76	0.6 0.01	\$403
ML1336DML	35.75 x 0.44 x 13.25 908 x 11 x 337	19.8 8.98	0.7 0.01	\$434
ML1342DML	41.75 x 0.44 x 13.25 1060 x 11 x 337	22.6 10.25	0.8 0.02	\$437
ML1348DML	47.75 x 0.44 x 13.25 1213 x 11 x 337	25.3 11.48	0.9 0.02	\$457
ML1354DML	53.75 x 0.44 x 13.25 1365 x 11 x 337	28 12.7	1 0.02	\$542
ML1360DML	59.75 x 0.44 x 13.25 1518 x 11 x 337	31.2 14.15	1.1 0.03	\$618
ML1366DML	65.75 x 0.44 x 13.25 1670 x 11 x 337	33.9 15.38	1.2 0.03	\$645

Mounts to a 1" or 1 1/16" thick worksurface. Mounting brackets included. If using a privacy panel with a monitor arm, the mounting style of the arm should be grommet mount or freestanding. These privacy panels cannot be used with edge clamp style monitor arms. Not for use with Ionic benching kits. Shipped easy to assemble in 1 carton.

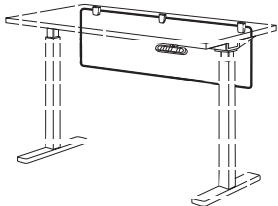
ACCESSORIES	MODEL #	DIMENSIONS	WEIGHT	VOLUME	LIST PRICE
-------------	---------	------------	--------	--------	------------



Fabric Privacy Panel - Undermount

	W x D x H			
ML1324UMF	24 x 0.5 x 13.25 610 x 13 x 337	2.6 1.18	0.4 0.01	\$458
ML1330UMF	30 x 0.5 x 13.25 762 x 13 x 337	3 1.36	0.5 0.01	\$460
ML1336UMF	36 x 0.5 x 13.25 914 x 13 x 337	3.6 1.63	0.6 0.01	\$494
ML1342UMF	42 x 0.5 x 13.25 1067 x 13 x 337	4.2 1.91	0.7 0.01	\$529
ML1348UMF	48 x 0.5 x 13.25 1219 x 13 x 337	4.8 2.18	0.8 0.02	\$530
ML1354UMF	54 x 0.5 x 13.25 1372 x 13 x 337	5.4 2.45	0.9 0.02	\$565
ML1360UMF	60 x 0.5 x 13.25 1524 x 13 x 337	6 2.72	1 0.02	\$759
ML1366UMF	66 x 0.5 x 13.25 1676 x 13 x 337	6.6 2.99	1.1 0.03	\$785

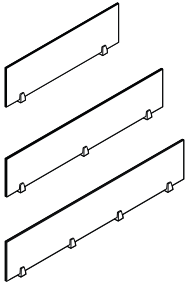
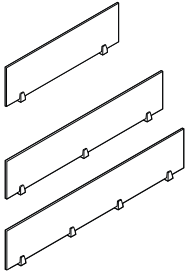
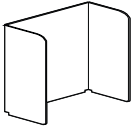
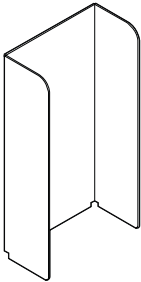
Mounts to a 1" or 1 1/16" thick worksurface. Mounting brackets included. To add privacy panels to Ionic benching kits (pages 113-115), use undermount privacy panels with adapter brackets MVLPPABx (page 116). If using a privacy panel with a monitor arm, the mounting style of the arm should be grommet mount or freestanding. These privacy panels cannot be used with edge clamp style monitor arms. Shipped easy to assemble in 1 carton.







Laminate Privacy Panel - Undermount

ML1324UML	23.75 x 0.44 x 13.25 603 x 11 x 337	14.7 6.53	0.5 0.01	\$302
ML1330UML	29.75 x 0.44 x 13.25 756 x 11 x 337	17.4 7.89	0.6 0.01	\$403
ML1336UML	35.75 x 0.44 x 13.25 908 x 11 x 337	20.2 9.16	0.7 0.01	\$434
ML1342UML	41.75 x 0.44 x 13.25 1060 x 11 x 337	23 10.43	0.8 0.02	\$437
ML1348UML	47.75 x 0.44 x 13.25 1213 x 11 x 337	25.7 11.66	0.9 0.02	\$457
ML1354UML	53.75 x 0.44 x 13.25 1365 x 11 x 337	28.5 12.93	1 0.02	\$542
ML1360UML	59.75 x 0.44 x 13.25 1518 x 11 x 337	31.7 14.38	1.1 0.03	\$618
ML1366UML	65.75 x 0.44 x 13.25 1670 x 11 x 337	34.5 15.65	1.2 0.03	\$645

Mounts to a 1" or 1 1/16" thick worksurface. Mounting brackets included. To add privacy panels to Ionic benching kits (pages 113-115), use undermount privacy panels with adapter brackets MVLPPABx (page 116). If using a privacy panel with a monitor arm, the mounting style of the arm should be grommet mount or freestanding. These privacy panels cannot be used with edge clamp style monitor arms. Shipped easy to assemble in 1 carton.

ACCESSORIES	MODEL #	DIMENSIONS	WEIGHT	VOLUME	LIST PRICE
 PET Felt Privacy Screen	W x D x H				
	Set of 1				
	MVLPET42-1	42 x 0.36 x 13.25 1067 x 9 x 337	2.6 1.18	0.8 0.02	\$294
	MVLPET48-1	48 x 0.36 x 13.25 1219 x 9 x 337	3.3 1.5	0.9 0.02	\$309
	MVLPET54-1	54 x 0.36 x 13.25 1372 x 9 x 337	3.6 1.63	1 0.02	\$396
	MVLPET60-1	60 x 0.36 x 13.25 1524 x 9 x 337	3.8 1.72	1.1 0.03	\$409
	MVLPET66-1	66 x 0.36 x 13.25 1676 x 9 x 337	4.5 2.04	1.3 0.03	\$482
	Set of 4				
	MVLPET42-4	42 x 0.36 x 13.25 1067 x 9 x 337	9.5 4.31	0.8 0.02	\$1123
	MVLPET48-4	48 x 0.36 x 13.25 1219 x 9 x 337	11.9 5.4	1 0.02	\$1175
	MVLPET54-4	54 x 0.36 x 13.25 1372 x 9 x 337	12.8 5.81	1.1 0.03	\$1517
	MVLPET60-4	60 x 0.36 x 13.25 1524 x 9 x 337	13.8 6.26	1.2 0.03	\$1561
	MVLPET66-4	66 x 0.36 x 13.25 1676 x 9 x 337	16.2 7.35	1.3 0.03	\$1840
	Mounts to 1" thick laminate surface, may be installed as undermount or up mount position. Mounting brackets included. Secured with wood screws, will mar the top surface when installed in upmount position. If using a privacy panel with a monitor arm, the mounting style of the arm should be grommet mount or freestanding. These privacy panels cannot be used with edge clamp style monitor arms. Shipped easy to assemble in 1 carton.				
 Acrylic Privacy Panel	MVLAP42	42.5 x 0.25 x 13.25 1080 x 6 x 337	3.6 1.63	0.8 0.02	\$336
	MVLAP48	48.5 x 0.25 x 13.25 1232 x 6 x 337	4.3 1.95	1 0.02	\$382
	MVLAP54	54.5 x 0.25 x 13.25 1384 x 6 x 337	5.1 2.31	1.1 0.03	\$515
	MVLAP60	60.5 x 0.25 x 13.25 1537 x 6 x 337	5.3 2.4	1.2 0.03	\$560
	MVLAP66	66.5 x 0.25 x 13.25 1689 x 6 x 337	6.5 2.95	1.3 0.03	\$585
	Mounting brackets included. If using a privacy panel with a monitor arm, the mounting style of the arm should be grommet mount or freestanding. These privacy panels cannot be used with edge clamp style monitor arms. Shipped easy to assemble in 1 carton.				
 Desktop Short Partition	MLDTP3224	31.5 x 15.5 x 23.5 800 x 394 x 597	7 3.18	0.5 0.01	\$256
	Lightweight freestanding desktop partition. Move wherever you need to provide a focus space. 9mm thick PET Felt, no hardware connections. Folds flat for storage when not in use. Ships in two pieces with a puzzle-like joint. Easy to assemble.				
 Floor Standing Tall Partition	MLFSP3260	31.5 x 15.5 x 60 800 x 394 x 1524	13 5.9	1.2 0.03	\$769
	Lightweight freestanding floor partition. Move wherever you need to provide a focus space. 9mm thick PET Felt, no hardware connections. Folds flat for storage when not in use. Ships in two pieces with a puzzle-like joint. Easy to assemble.				

POWER DATA	MODEL #	DIMENSIONS ^{IN} ^{MM}	WEIGHT ^{LB} ^{KG}	VOLUME ^{FT³} ^{MT³}	LIST PRICE
 <p>Power/Data Block</p>	W x D x H				
	MVLPDM	6.5 x 3.5 x 2.8 165 x 89 x 71	2 0.91	0.1 -	\$268
<p>Worksurface power and data module. Two power receptacles and two data receptacles. 9' cord. Worksurface cut-out must be done on-site by installer to accept MVLPDM. Template for cut-out provided. Available in Black only.</p>					
 <p>Mini Power Block</p>	MVCOVSM2B	2.25 x 3.75 x 3.12	2.35	0.5	\$313
	MVCOVSM2S	2.25 x 3.75 x 3.12	2.35	0.5	\$313
<p>Designed to retrofit into an existing grommet cut-out to bring power to the desktop. Fits in 3.27" x 1.9" cut-out (FOG, POG) and mounts to 0.5" to 2" thick surface. Includes two 12A, 120 VAC spill resistant power receptacles. 9' power cord with 90° flat plug with 45° rotation. ETL listed. Available in Black (B) or Silver (S) as indicated by last character of model number.</p>					
 <p>Mini Power/USB Block</p>	MVCOVS1UB	2.25 x 3.75 x 3.12	2.35	0.5	\$494
	MVCOVS1US	2.25 x 3.75 x 3.12	2.35	0.5	\$494
<p>Designed to retrofit into an existing grommet cut-out to bring power to the desktop. Fits in 3.27" x 1.9" cut-out (FOG, POG) and mounts to 0.5" to 2" thick surface. Includes one 12A, 120 VAC spill resistant power receptacle and two 2.1A (11W) USB charging ports. 9' power cord with 90° flat plug with 45° rotation. ETL listed. Available in Black (B) or Silver (S) as indicated by last character of model number.</p>					
 <p>Surface Mounted Power Module</p>	MVLDK1000	4.13 x 2.16 x 2.28 105 x 55 x 58	2.5 1.13	1.7 -	\$234
	<p>Above surface or below surface mounted module with one power outlet and two 2.1 amp USB ports. Includes 10' power cord. Available in Black only.</p>				

MVL1900 lateral files

MVL25 vertical files

MVLPED pedestals

MVLSTOR storage cabinets

Filing



GENERAL INFORMATION

- Commercial quality lateral files.
- Keylock included with removable core.
- Lock bars on both sides of cabinet for increased security.
- Standard with counterweights.
- Leveling glides included.
- All drawer fronts feature a recessed angled full pull.
- 5 high lateral file - top opening has a receding door and roll-out shelf, four lower drawers have fixed fronts.
- Side-to-side hanging file bars are included and installed.
- Files bars can be positioned for letter/legal materials filing.
- All drawers feature ball bearing suspension.
- Coated with environmentally friendly, recyclable paint, electrostatically applied for a durable finish.
- Meets applicable ANSI/BIFMA standards.
- Canadian made with a Lifetime Warranty.
- Greenguard Certified.

CONSTRUCTION

- Fully welded seamless corners with internal steel corner gussets increase strength and rigidity.
- Key locks are random and cannot be specified.
- Positive interlocking system allows only one drawer to open at a time.
- Full extension ball bearing suspensions with a built-in feature to prevent drawer bounce back.
- Four adjustable leveling glides are easily accessible from inside or outside of the cabinet for quick and proper installation.
- Counterweights are included in 1 ½, 2, 3 and 4 high cabinets. 5 high cabinet is counterbalanced and does not need additional counterweights.
- Inside clearance of 12" openings is 11 ¼" high.

FINISHES

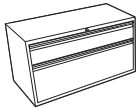
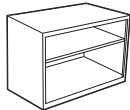


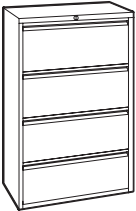
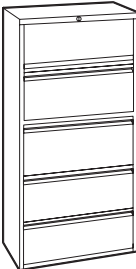
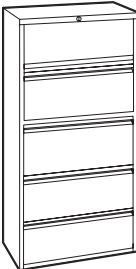
- MVL1900 lateral files are available in Black (BLK), Designer White (DWT), Grey (GRY) and Nevada (NEV) finishes.
- Available in all other Global standard colors at no upcharge, minimum order of 10 pieces (visit officestogo.com to see Global colors). 3-week lead time.
- An upcharge of 10% will apply to Metallic, Mica, Tungsten and special White finishes.


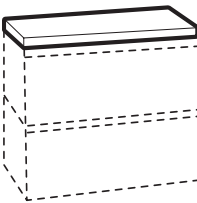
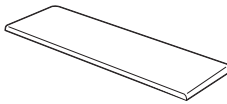
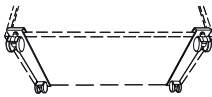
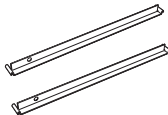
ACCESSORIES

- Lateral file laminate top
- Low storage cushions for 1 ½" high units
- Mobile lateral kit
- Front-to-back file bars
- Side-to-side file bars
- Plate dividers
- Extra keys

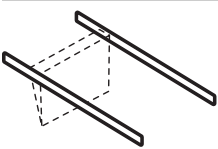
SHIPPING

- MVL1900 lateral files are shipped fully assembled.

LATERAL FILES	MODEL #	DIMENSIONS <small>IN MM</small>	WEIGHT <small>LB KG</small>	VOLUME <small>FT³ MT³</small>	LIST PRICE
		W x D x H			
	M1930PXB	30 x 19.25 x 21.25 762 x 489 x 540	117 53.07	9.5 0.26	\$876
	M1936PXB	36 x 19.25 x 21.25 914 x 489 x 540	127 57.61	11.25 0.31	\$910
	<p>One 6" high fixed front drawer, one 12" high fixed front drawer. Inside drawer clearance: 5 1/8" high and 11 1/4" high respectively. Recessed angled full pulls. Side-to-side file bars, counterweights, levelers and lock included. Shipped assembled in 1 carton.</p>				
	M19301XSN	30 x 19.25 x 21.25 762 x 489 x 540	50 22.68	9.5 0.26	\$587
	M19361XSN	36 x 19.25 x 21.25 914 x 489 x 540	56 25.4	11.25 0.31	\$630
	<p>21 1/4" high open shelf, 18" high inside clearance with one 2-position adjustable shelf. Levelers included. Shipped assembled in 1 carton.</p>				
	MVL1936P2	36 x 19.25 x 27.31 914 x 489 x 694	124 56.25	14.6 0.41	\$956
	<p>36" wide. Two 12" opening fixed front drawers. Recessed angled full pulls. Side-to-side file bars, counterweights and lock included. Shipped assembled in 1 carton.</p>				
	MVL1936P3	38.25 x 20.75 x 42 972 x 527 x 1067	149 67.59	15.67 0.44	\$1323
	<p>36" wide. Three 12" opening fixed front drawers. Recessed angled full pulls. Side-to-side file bars, counterweights and lock included. Shipped assembled in 1 carton.</p>				
	MVL1936P4	36 x 19.25 x 52.06 914 x 489 x 1322	179 81.19	20.88 0.59	\$1643
	<p>36" wide. Four 12" opening fixed front drawers. Recessed angled full pulls. Side-to-side file bars, counterweights and lock included. Shipped assembled in 1 carton.</p>				
	MVL1936P5	38.25 x 20.75 x 69.5 972 x 527 x 1765	204 92.53	33.4 0.94	\$2176
	<p>36" wide. Top opening has a 12" receding door and roll-out shelf. Four lower openings have 12" opening fixed front drawers. Recessed angled full pulls. Side-to-side file bars, counterweights and lock included. Shipped assembled in 1 carton.</p>				

LATERAL FILES	MODEL #	DIMENSIONS W x D x H IN MM	WEIGHT LB KG	VOLUME FT ³ MT ³	LIST PRICE
	MVL1936M2	36 x 19.25 x 30	130	14.77	\$1209
		914 x 489 x 762	58.97	0.41	
Mobile 2 High Lateral File					
36" wide. Consists of MVL1936P2 (Two Drawer High Lateral File) plus MVLMLK (Mobile Lateral Kit). Shipped assembled in 2 cartons.					
MVL1900 ACCESSORIES					
	ML7219LT	72 x 19.25 x 1	33	1.81	\$204
		1829 x 489 x 25	14.97	0.05	
	ML6619LT	66 x 19.25 x 1	30	1.67	\$197
		1676 x 489 x 25	13.61	0.04	
	ML6019LT	60 x 19.25 x 1	28	1.53	\$192
		1524 x 489 x 25	12.7	0.04	
	ML3619LT	36 x 19.25 x 1	17	0.97	\$132
		914 x 489 x 25	7.71	0.02	
	ML3019LT	30 x 19.25 x 1	14	0.83	\$125
		762 x 489 x 25	6.35	0.02	
Top For 19.25"D Storage Unit					
Can be used to create a credenza. Single top for pair of 19.25"D storage units without tops. Available in all Ionic finishes (see page 143). Shipped in 1 carton.					
72" for two 36"W units					
66" for one 30"W and one 36"W units					
60" for two 30"W tops					
ML3619LT and ML3019LT for use with single 19.25"D low storage units.					
	MVL1930C	30 x 19.25 x 2	11	1.3	\$250
		762 x 489 x 51	4.99	0.03	
	MVL1936C	36 x 19.25 x 2	13	2.6	\$286
		914 x 489 x 51	5.9	0.07	
	MVL1960C	60 x 19.25 x 2	20	2.6	\$460
		1524 x 489 x 51	9.07	0.07	
	MVL1966C	66 x 19.25 x 2	16	5.2	\$496
		1676 x 489 x 51	7.26	0.14	
	MVL1972C	72 x 19.25 x 2	22	2.4	\$532
		1829 x 489 x 51	9.98	0.06	
Low Storage Cushions					
Cushions for 19.25"D low storage lateral files (M1930PXB, M1936PXB, M19301XSN and M19361XSN). Storage must have a finished laminate top to accept the cushion. Waterfall front and back edge, attaches with Velcro strips (supplied). Can be upholstered in all OTG seating fabrics (see page 142). Shipped assembled in 1 carton.					
Alternate textile options: Graded-in textiles are available. No minimum quantities. Contact Customer Service for pricing					
	MVLMLK	20.9 x 2.5 x 3.9	6	0.17	\$253
		531 x 64 x 99	2.72	4.31	
Mobile Lateral Kit					
Use kit to convert MVL1936P2 (Two Drawer High Lateral File) to a mobile two high lateral file. Kit includes support rails and four casters. Shipped assembled in 1 carton.					
	MVLFBB	15 x 1 x 1	1	0.8	\$29
		381 x 25 x 25	0.45	0.02	
Front-to-Back File Bars					
Must be used in conjunction with MVLHFB36 (Side-to-Side File Bars). One pair. Shipped in 1 carton.					

MVL1900 ACCESSORIES	MODEL #	DIMENSIONS ^{IN} _{MM}	WEIGHT ^{LB} _{KG}	VOLUME ^{FT³} _{MT³}	LIST PRICE
---------------------	---------	---	---------------------------------------	---	------------



Side-to-Side File Bars

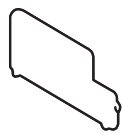


Plate Dividers



Extra Key

	W x D x H			
MVLHFB36	33.25 x 0.4 x 1.25	4	0.5	\$52
	845 x 10 x 32	1.81	0.01	

Hanging file bars. One pair. Shipped in 1 carton.

MVLPD	13.25 x 0.01 x 7	4	0.5	\$52
	337 x 0.25 x 178	1.81	0.01	

Three per package. **EFC** (environmentally friendly color - similar to Charcoal Grey due to the use of recycled powder). Shipped in 1 carton.

MVLEK	-	0.1	0.1	\$17
	-	0.05	-	

Please specify key number at time of order. Key range W401-W550. Shipped in 1 carton.



MVL25201



MVL25251



MVL25401



MVL25451

GENERAL INFORMATION

- Commercial quality vertical files.
- To be used in freestanding applications, not intended to support worksurfaces.
- Keylock included with removable core.
- All drawer fronts feature a recessed angled full pull.
- Models are available in letter and legal widths.
- All drawers feature ball bearing suspension.
- Case rests directly on floor, leveling glides are not included.
- Coated with environmentally friendly, recyclable paint, electrostatically applied for a durable finish.
- Meets applicable ANSI/BIFMA standards.
- Canadian made with a Lifetime Warranty.
- Greenguard Certified.

CONSTRUCTION

- Welded one-piece top.
- High side walls accommodate hanging file folders.
- Locks are standard and have removable cores.
- Key locks are random and cannot be specified.
- Drawers are 25"D.

FINISHES

- MVL25 vertical files are available in Black (BLK), Designer White (DWT), Grey (GRY) and Nevada (NEV) finishes.
- Available in all other Global standard colors at no upcharge, minimum order of 10 pieces (visit officestogo.com to see Global colors). 3-week lead time.
- An upcharge of 10% will apply to Metallic, Mica, Tungsten and special White finishes.

SHIPPING

- MVL25 vertical files are shipped fully assembled.

VERTICAL FILES MODEL # DIMENSIONS ^{IN}_{MM} WEIGHT ^{LB}_{KG} VOLUME ^{FT³}_{MT³} LIST PRICE



2 Drawer Vertical File

W x D x H				
MVL25201	15.15 x 25 x 29	62	9	\$457
	385 x 635 x 737	28.12	0.25	

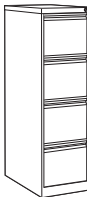
Letter width. Two 25"D drawers. Ball bearing suspension. Recessed angled full pulls. Lock included. Shipped assembled in 1 carton.



2 Drawer Vertical File

MVL25251	18.15 x 25 x 29	67	11	\$481
	461 x 635 x 737	30.39	0.31	


Legal width. Two 25"D drawers. Ball bearing suspension. Recessed angled full pulls. Lock included. Shipped assembled in 1 carton.



4 Drawer Vertical File

MVL25401	15.15 x 25 x 52	112	16	\$703
	385 x 635 x 1321	50.8	0.45	

Letter width. Four 25"D drawers. Ball bearing suspension. Recessed angled full pulls. Lock included. Shipped assembled in 1 carton.

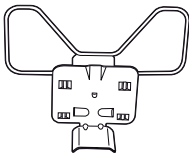


4 Drawer Vertical File

MVL25451	18.15 x 25 x 52	122	18	\$771
	461 x 635 x 1321	55.34	0.5	

Legal width. Four 25"D drawers. Ball bearing suspension. Recessed angled full pulls. Lock included. Shipped assembled in 1 carton.

MVL25 ACCESSORIES



Follower Block

MVLFB	10 x 5 x 9	1.34	0.17	\$29
	254 x 127 x 229	0.61	-	

Shipped assembled in 1 carton.



Extra Key

MVLEK	-	0.1	0.1	\$17
	-	0.05	-	

Please specify key number at time of order. Key range W401-W550. Shipped in 1 carton.



GENERAL INFORMATION

- Commercial quality pedestals.
- To be used under a worksurface. May be used in a worksurface supporting application.
- Keylock included with removable core.
- All drawer fronts feature a recessed angled full pull.
- Leveling glides included except on mobile units.
- Box/box/file and file/file models are available.
- Box/box/file and box/file configurations come with one pencil tray.
- Side-to-side hanging file bars are included in file drawers.
- All drawers feature ball bearing suspension.
- Pedestals are 23"D, 27 5/8"H and 15"W.
- Coated with environmentally friendly, recyclable paint, electrostatically applied for a durable finish.
- Meets applicable ANSI/BIFMA standards.
- Canadian made with a Lifetime Warranty.
- Greenguard Certified.

CONSTRUCTION

- Wrap around corners.
- High side walls to accommodate hanging file folders.
- Locks are standard and have removable cores.
- Key locks are random and cannot be specified.
- Four adjustable leveling glides are easily accessible from inside or outside of the pedestal for quick and proper installation.

FINISHES

- MVLPED pedestals are available in Black (BLK), Designer White (DWT), Grey (GRY) and Nevada (NEV) finishes.
- Available in all other Global standard colors at no upcharge, minimum order of 10 pieces (visit officestogo.com to see Global colors). 3-week lead time.
- An upcharge of 10% will apply to Metallic, Mica, Tungsten and special White finishes.

SHIPPING

- MVLPED pedestals are shipped fully assembled.

PEDESTALS	MODEL #	DIMENSIONS ^{IN} ^{MM}	WEIGHT ^{LB} ^{KG}	VOLUME ^{FT³} ^{MT³}	LIST PRICE
-----------	---------	---	---------------------------------------	---	------------



Box/Box/File Pedestal

W x D x H				
MVLW23BBF	15 x 23 x 27.62 381 x 584 x 702	84 38.1	7 0.19	\$507

23" deep. Two box drawers and one file drawer. Suitable for under worksurface use in both surface supporting and non-weight bearing applications. Recessed angled full pulls. Leveling glides. Ball bearing suspension. Includes pencil tray. Lock mounted on right-hand side. Top has four predrilled holes for attaching to worksurface. Shipped assembled in 1 carton.



File/File Pedestal

MVLW23FF	15 x 23 x 27.62 381 x 584 x 702	84 38.1	7 0.19	\$493
----------	------------------------------------	------------	-----------	-------

23" deep. Two file drawers. Suitable for under worksurface use in both surface supporting and non-weight bearing applications. Recessed angled full pulls. Leveling glides. Ball bearing suspension. Lock mounted on right-hand side. Top has four predrilled holes for attaching to worksurface. Shipped assembled in 1 carton.

MOBILE PEDESTALS



Box/File Mobile Pedestal

MVL19BF	15 x 18.5 x 23.13 381 x 470 x 588	54 24.49	4.5 0.12	\$613
---------	--------------------------------------	-------------	-------------	-------

19" deep. One box drawer and one file drawer. Recessed angled full pulls. Four hooded casters included. Ball bearing drawer suspension. Includes pencil tray and one set of side-to-side file bars. Counterweight included. Lock mounted on right-hand side. Cushion sold separately, see MVL19C (below). Shipped assembled in 1 carton.



Cushion for Box/File Mobile Pedestal

MVL19C	15 x 18.5 x 2.5 381 x 470 x 64	5 2.27	1.1 0.03	\$138
--------	-----------------------------------	-----------	-------------	-------

Cushion for **MVL19BF** (above). Attaches to mobile pedestal with Velcro strips (supplied). Can be upholstered in all OTG seating fabrics including Luxhide finishes in polyurethane (PU) mock leather (see page 142). Shipped in 1 carton.

Limited Lifetime Warranty (5-year exceptions apply - see page 146).
In seating applications, weight capacity for this series is 300 lbs.




Alternate textile options: Graded-in textiles are available. No minimum quantities. Contact Customer Service for pricing.



Box/File Mobile Pedestal

MVL23BF	15 x 22.5 x 23.13 381 x 572 x 588	58 26.31	5.4 0.15	\$638
---------	--------------------------------------	-------------	-------------	-------

23" deep. One box drawer and one file drawer. Recessed angled full pulls. Four hooded casters included. Ball bearing drawer suspension. Includes pencil tray and one set of side-to-side file bars. Counterweight included. Lock mounted on right-hand side. Cushion sold separately, see MVL23C (below). Shipped assembled in 1 carton.

MOBILE PEDESTALS	MODEL #	DIMENSIONS ^{IN} _{MM}	WEIGHT ^{LB} _{KG}	VOLUME ^{FT³} _{MT³}	LIST PRICE
 Cushion for Box/File Mobile Pedestal		W x D x H			
	MVL23C	15 x 22.5 x 2.5 381 x 572 x 64	6 2.72	1.1 0.03	\$169
	<p>Cushion for MVL23BF (above). Attaches to mobile pedestal with Velcro strips (supplied). Can be upholstered in all OTG seating fabrics including Luxhide finishes in polyurethane (PU) mock leather (see page 142). Shipped in 1 carton.</p> <p>Limited Lifetime Warranty (5-year exceptions apply - see page 146). In seating applications, weight capacity for this series is 300 lbs.</p> <p>Alternate textile options: Graded-in textiles are available. No minimum quantities. Contact Customer Service for pricing.</p>				
 Box/Box/File Mobile Pedestal	MVLM23BBF	15 x 22.62 x 27.87 381 x 575 x 708	75 34.02	5.5 0.15	\$639
<p>23" deep. Two box drawers drawers and one file drawer. Recessed angled full pulls. Includes one pencil tray. Lock mounted on the right-hand side. Counterweight included. Shipped assembled in 1 carton.</p>					
 File/File Mobile Pedestal	MVLM23FF	15 x 22.62 x 27.87 381 x 575 x 708	72 32.66	5.5 0.15	\$625
<p>23" deep. Two file drawers. Recessed angled full pulls. Lock mounted on the right-hand side. Counterweight included. Shipped assembled in 1 carton.</p>					



MVLS42L



MVLS72L

GENERAL INFORMATION

- Commercial quality storage cabinets.
- All doors feature a recessed angled vertical full pull.
- 42"H cabinet comes with two shelves (one fixed and one adjustable).
- 72"H cabinet comes with four shelves (one fixed and three adjustable).
- Bottom pan can also be used as a shelf.
- Leveling glides included.
- Coated with environmentally friendly, recyclable paint, electrostatically applied for a durable finish.
- Meets applicable ANSI/BIFMA standards.
- Canadian made with a Lifetime Warranty.
- Greenguard Certified.

CONSTRUCTION

- Welded one-piece top.
- Locks are standard and have removable cores.
- Key locks are random and cannot be specified.
- Four adjustable leveling glides are easily accessible from inside or outside of the cabinet for ease of adjustment.
- Cabinets are 18"D.

FINISHES

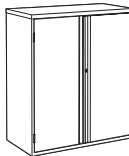


- MVLSTOR storage cabinets are readily available in Black (BLK), Designer White (DWT), Grey (GRY) and Nevada (NEV) finishes.
- Available in all other Global standard colors at no upcharge, minimum order of 10 pieces (visit officestogo.com to see Global colors.) 3-week lead time.

ACCESSORIES

- Additional shelf for storage cabinet.

SHIPPING

- MVLSTOR storage cabinets are shipped fully assembled.

STORAGE CABINETS		MODEL #	DIMENSIONS ^{IN} <i>MM</i>	WEIGHT ^{LB} <i>KG</i>	VOLUME ^{FT³} <i>MT³</i>	LIST PRICE
	Recessed Angled Full Pull Cabinet	MVLS42L	W x D x H 36 x 18 x 42	100	20	\$629
			914 x 457 x 1067	45.36	0.56	
42" high. One fixed shelf and one adjustable shelf. Bottom pan can also be used as a shelf. Two door hinged storage cabinet. Recessed angled vertical full pulls. Lock and leveling glides included. Shipped assembled in 1 carton.						
	Recessed Angled Full Pull Cabinet	MVLS72L	38.25 x 19.5 x 75	135	36	\$850
			972 x 495 x 1905	61.23	1.01	
72" high. One fixed shelf and three adjustable shelves. Bottom pan can also be used as a shelf. Two door hinged storage cabinet. Recessed angled vertical full pulls. Lock and leveling glides included. Shipped assembled in 1 carton.						
ADDITIONAL SHELF						
	Additional Shelf for Storage Cabinet	MVLFW5	36 x 18 x 0.75	7	0.4	\$99
			914 x 457 x 19	3.18	0.01	
Extra shelf for storage cabinets. Available in finishes to match cabinet. Shipped in 1 carton.						

Textiles & Finishes

Care and Cleaning

Textiles

Fabrics: To extend the life of your seating upholstered in fabric, regularly dust the chair to prevent airborne particles from penetrating the fabric surface.

For light soiling, use a damp cloth and blot the spot with very light pressure, taking care never to soak the fabric. Dry with a clean cloth by blotting - never rub fabric. More intense stains can be treated the same way, but with a mild detergent. Always test fabric first in an unseen area before using any cleaning method.

Luxhide bonded leather: For regular cleaning, simply use a soft damp cloth, taking care not to soak the leather. For more thorough treatment, soak a soft cloth in a mild soap solution and wipe surface in a light circular motion. Repeat with clean water. Allow to dry and polish with a soft dry cloth. Do not use detergents, aerosol sprays or other polishes.

Hard Surfaces

Laminate & painted metal finishes: Wipe the surface with a clean soft damp cloth; if needed, a mild soap solution (i.e. Ivory dishwashing liquid) can be used. To prevent streaks, dry the surface with a clean dry soft cloth moving in a circular motion.

-
- **Water-based cleaner (W):** Spot clean, using the foam only from a water-based cleaning agent, such as a mild detergent or non-solvent upholstery shampoo product. Apply foam with a soft brush in a circular motion. Vacuum when dry. Pretest small area before proceeding.
 - **Solvent cleaner (S):** Spot clean, using a mild water-free solvent or dry cleaning product. Clean only in a well-ventilated room and avoid any product containing carbon tetrachloride or other toxic materials. Pretest a small area before proceeding.
 - **Water/solvent cleaner (WS):** Spot clean with a mild solvent, an upholstery shampoo, or the foam from a mild detergent. When using a solvent or dry cleaning product, follow instructions carefully and clean only in a well-ventilated room. Avoid any product that contains carbon tetrachloride or other toxic materials. With either method, pretest a small area before proceeding.
 - **Vacuum only (X):** Clean this fabric only by vacuuming or light brushing to prevent accumulation of dust and grime. Water-based foam cleaning agents of any kind may cause excessive shrinking, staining, or distortion of the surface pile and therefore, should not be used.
 - These recommendations and codes were developed by fabric specialists. However, because of the various ways fabric can be stained or damaged, there is no guarantee that the results will be completely successful. Use suggested methods on your own responsibility. To help prevent overall soil, frequent vacuuming or light brushing to remove dust and grime is recommended. Use professional furniture cleaning service when overall soiled condition has been reached.

TEXTILES AND FINISHES

SEATING UPHOLSTERY

BANTAM

Apple (BM21)	Cosmic (BM25)	Dove (BM23)	Firelight (BM26)	Ghost (BM22)	Ginger (BM27)
Iron (BM24)	Rabbit (BM20)	Tropical (BM28)			

Bantam is a durable, bleach cleanable (9:1) vinyl, but due to the stiff nature of the textile, this vinyl is prone to bunching and will not upholster as smoothly as other coverings in the following series. Beta, Danio, Full-Time, M-Task, Minto, Pacer, Part-time, Soda, Stradic and Tami.

CARRERA

Aspen (CE88)	Azure (CE91)	Charcoal (CE98)	Chili (CE92)	Dune (CE89)	Flannel (CE90)
Ink (CE95)	Java (CE97)	Jute (CE93)	Rainforest (CE87)	Sangria (CE96)	Savannah (CE85)
Slate (CE86)	Zest (CE84)				

DOBBY

Berry (DB39)	Black (DB42)	Bonsai (DB31)	Charcoal (DB38)	Cloud (DB32)	Corfu (DB36)
Medium Taupe (DB37)	Pewter (DB34)	Royal (DB40)	Sand (DB33)	Santa Fe (DB35)	Snowcap (DB30)
Titanium (DB41)					

FUSION

Aqua (FU75)	Cadet (FU79)	Carbon (FU85)	Cobalt (FU83)	Flax (FU84)	Fresh (FU72)
Granite (FU77)	Graphite (FU81)	Moss (FU73)	Oasis (FU80)	Poppy (FU78)	Sandstone (FU76)
Tangerine (FU71)	Tomato (FU74)	Viola (FU82)			

HUDSON

Carbon (HD11)	Cerulean (HD14)	Coffee (HD07)	Cordovan (HD02)	Grey (HD08)	Meadow (HD06)
Midnight (HD12)	Mocha (HD09)	Ocean (HD13)	Orange (HD04)	Ruby (HD03)	Thyme (HD10)
Wheat (HD05)					

ILLUSION

Cappuccino (II01)	Cayenne (II06)	Currant (II10)	Dusk (II08)	Ebony (II13)	Fiji (II11)
Hemp (II05)	Maui (II07)	Ozone (II12)	Paprika (II02)	Smoke (II09)	Tropic (II03)
Wicker (II04)					

JENNY

Admiral (JN08)	Berry (JN31)	Cascade (JN28)	Charcoal (JN11)	Ebony (JN02)	Green Grass (JN32)
Harvest (JN29)	Melon (JN30)	Midnite (JN01)	Oatmeal (JN26)	Roast (JN33)	Silver Lining (JN25)
Slate (JN03)	Sunflower (JN27)	Vermillion (JN07)			

LUXHIDE BONDED LEATHER

Black (PU30/BL20)	Burgundy (PU36/BL26)	Charcoal (PU37/BL27)	Dark Brown (PU34/BL24)	Light Grey (PU41/BL34)	Parchment (PU32/BL22)
Saddle (PU33/BL23)	White (PU38/BL28)				

Luxhide is made up of leather, polyurethane and a poly-cotton weave. This durable covering has the look and feel of top grain leather. Luxhide Offices to Go chairs are upholstered using bonded leather on the seating surfaces. Matching synthetic leather may be used on the back and trim.

MESH FABRIC - ARCHER II

Coal Black (VU19)	Quarry Grey (VU15)	Red Mittens (VU70)	Tidal Wave (VU16)
-------------------	--------------------	--------------------	-------------------

MESH FABRIC - AVRO AND IBEX

Black (MS69) - Avro, Ibex	Natural (MS74) - Avro	Stone (MS71) - Avro
---------------------------	-----------------------	---------------------

QUILT

Black (QL10)	Cadet (QL23)	Charcoal Grey (QL11)	Cocoa (QL29)	Daisy (QL25)	Dune (QL21)
Feather (QL20)	Geranium (QL24)	Meadow (QL22)	Navy (QL14)	Punch (QL27)	Quest (QL26)
Silver (QL19)	Tangerine (QL28)	Wine (QL16)			

TERRACE

Apple (TC66)	Bluebell (TC65)	Cerise (TC68)	Cherry Blossom (TC64)	Cobble (TC63)	Echo (TC74)
Flirt (TC73)	Glacier (TC75)	Haze (TC67)	Ironwork (TC71)	Pine Cone (TC72)	Shadow (TC62)
Tigerlily (TC61)	Twilight (TC69)	Wintergreen (TC70)			

TRAK

Apple (TK47)	Carbon (TK52)	Cement (TK43)	Copper (TK45)	Latte (TK42)	Merlot (TK49)
Midnight Sky (TK50)	Mocha (TK51)	Mustard (TK41)	Silver (TK44)	Steel (TK48)	Taupe (TK40)
Teal (TK46)					

URBAN

Beach Day (UR15)	Black Coal (UR22)	Blue Bayou (UR12)	Boardwalk (UR16)	Brown Bridge (UR18)	Earth (UR17)
Gravel Road (UR21)	Granite Rock (UR20)	Green Glass (UR13)	Ocean Blue (UR11)	Red Rose (UR10)	Sandcastle (UR14)
White Sand (UR19)					

WATERFALL

Dance (WA54)	Grand (WA50)	Imagine (WA44)	Magestic (WA52)	Pacific (WA53)	Prism (WA48)
Rainforest (WA46)	Rumble (WA47)	Rushing (WA51)	Sky (WA45)	Splash (WA42)	Trance (WA40)
Tranquility (WA49)	Tryst (WA41)	Victoria (WA43)			

SEATING UPHOLSTERY (cont'd)

WAVELENGTH

Bluejay (WV14)	Cancun (WV09)	Corfu (WV13)	Flame (WV04)	Lime (WV01)	Mesa (WV07)
Mint (WV02)	Moonrock (WV11)	Mykonos (WV05)	Panther (WV15)	Plasma (WV08)	Quartz (WV10)
Rubine (WV12)	Savannah (WV06)	Stone (WV03)			

ALTERNATIVE TEXTILE OPTIONS

Offices to Go seating is available in a variety of upholstery options which are specific to each series. Please see individual series details for available textiles, colors and graded textile options.

FILING FINISHES

Black (BLK)	Designer White (DWT)	Grey (GRY)	Nevada (NEV)
-------------	----------------------	------------	--------------

IONIC FINISHES

TOP COLORS

Absolute Acajou (ACJ)	Asian Night (ASN)	Avant Cherry (AWC)	Avant Honey (AWH)	Clear Maple (CMB)	Dark Espresso (DES)
Designer White (DWT)	Hayden Grey (HGT)	Noce Biondo (NBL)	Noce Grigio (NGL)	Noce Leggero (NEL)	Noce Medio (NML)
Tiger Walnut (TWL)	White Chocolate (WHC)	Winter Cherry (WCR)	Writable surface (WRS)*		

* Available only on Ionic table desks MLxxxDWL and MLxxxRWL, and Ionic flip-top tables MLxxxFT.

CHASSIS COLORS

Absolute Acajou (ACJ)	Asian Night (ASN)	Avant Cherry (AWC)	Avant Honey (AWH)	Clear Maple (CMB)	Dark Espresso (DES)
Designer White (DWT)	Hayden Grey (HGT)	Noce Biondo (NBL)	Noce Grigio (NGL)	Noce Leggero (NEL)	Noce Medio (NML)
Tiger Walnut (TWL)	White Chocolate (WHC)	Winter Cherry (WCR)			

IONIC TACKBOARDS

Blue Mist (LL14)	Caramel Cream (LL12)	Cinder (LL37)	Granite (LL36)	Medium Taupe (LL11)	Sandstone (LL38)
Spray (LL35)					

OFFICES TO GO TERMS AND CONDITIONS

Offices to Go (OTG) is a division of Global Furniture Group ("Global") focused on providing high-value products for the budget minded business. This illustrated list price book has been designed to facilitate fast reference and easy use. Products are categorized into "seating", "desks + tables", "accessories" or "filing" and are listed numerically within their categories. The line drawings match actual photographs (where possible) to aid in instant recognition of the total range within a series.

Sales of OTG products are made only on Global's standard Terms and Conditions of sale which are contained in this list price book. The "Purchaser" in these Terms and Conditions shall refer to Dealers and those who originally purchase directly from Global for use or re-sale. These standard Terms and Conditions may be modified or supplemented only by a separately written document signed by Global's authorized personnel at its head office in Toronto, Ontario, Canada. Any term or condition contained in any purchase order or other form used by the Purchaser to order goods (including standard, printed language) which is different from, in addition to, or in any way inconsistent with Global's standard Terms and Conditions shall be of no force or effect whatsoever.

All illustrations, specifications and prices in this list price book are based on the latest product information available at time of publication. Global reserves the right to make changes at any time and without prior notice to prices, colors, materials, specifications and models offered.

Description

Each product shown or described in this list price book is standard OTG product. Available options are noted at the beginning of each series. Available options may require additional delivery time and cost, and may affect the warranty given. Sizes and weights shown are approximate and are subject to slight changes from time to time.

Prices and Payment

The prices shown in this list price book as well as those quoted by Global, are in Canadian dollars for orders shipped to destinations in Canada.

If shipping date requested is more than 90 days from date of order, Global shall reserve the right to use published list prices effective at time of shipment.

Orders are invoiced at time of shipment. Terms of payment are net 30 days from date of invoice unless otherwise stated. The Purchaser agrees that Global shall reserve the right to enforce a charge amounting to 1.5% per month (18% per year) on invoices outstanding more than 30 days.

If the Purchaser's most recent annual net volume is less than \$5,000, Global may suggest payment be made in advance.

All orders are subject to the Purchaser complying with Global's prevailing credit policy.

Any products sold by Global shall remain the property of Global until fully paid.

Prices are suggested list prices only and are subject to change without notice. Global will, however, attempt to keep the Purchasers up-to-date on all developments including price changes.

Taxes

All prices shown in this list price book are exclusive of sales, use, excise, HST and other applicable taxes and duties which may be the Purchaser's responsibility as per the invoice issued by Global. If the Purchaser claims an exemption from such taxes, it shall be the Purchaser's responsibility to furnish Global with an appropriate exemption certificate at time of order.

Ordering Information

Global requires that all orders be submitted in writing and will be acknowledged on Global's acknowledgement forms governing the transaction.

The details appearing on this acknowledgement will describe the items to be shipped and the approximate shipping date. It is the Purchaser's responsibility to determine that the information in the acknowledgment is correct. In the event of an error, the Purchaser must notify their Global Customer Service representative immediately by telephone followed by written confirmation. Shipping dates are assigned to orders based on the items having the longest manufacturing lead time (unless instructed to partial ship).

At time of order, please provide the following information:

1. Account number (if possible)
2. PO number
3. "Bill to" and/or "Ship to" and name and address
4. Complete model number and selected options including textiles/finishes
5. Special instructions and tag information
6. Shipping instructions, please indicate:
 - a. pick up
 - b. Global trailer program
 - c. common carrier, provide name of carrier, your account number

The above points will be checked by Global for accuracy. Global will process orders using the codes provided by the Purchaser. Price discrepancy is the responsibility of the Purchaser. The Purchaser must notify Global prior to invoicing.

The Purchaser is responsible for providing correct information at time of order. If no option(s) are selected the system will default to standard feature(s). Orders with missing/incorrect information (finish, etc.) will be put on hold until all information is complete. Orders will be scheduled for manufacturing upon receipt of complete information.

Changes and Cancellations

After the date of Global's acknowledgment of the Purchaser's order, the order may not be changed or cancelled by the Purchaser without the written consent of Global. Textile-covered items are considered to be in production once the textile is scheduled for cutting. Other standard items already in production are subject to a minimum 35% cancellation charge.

Errors and Omissions

All quotations, acknowledgements and invoices are subject to corrections for any errors and omissions.

Casters

The list price book specifies the caster which comes standard with each chair model. Most chairs are equipped with C9 or C65 casters which are best used on carpeted surfaces. If it is intended to use the product on hard surfaces such as ceramics, concrete, linoleum or hardwood, it is recommended to use different casters. It is the responsibility of the customer to determine the standard caster for a particular product and whether such caster is appropriate for the given application.

File Finishes

There is no upcharge on any standard file finish, minimum order quantity is 10 pieces. Any non-standard file finish must be approved by Global prior to acceptance of order and may be subject to an upcharge.

An upcharge of 10% will apply to Metallic, Mica, Tungsten and any non-standard White finishes regardless of the number of units ordered.

Upholstery Coverings

Slight variations in color may occur between dye lots. Although Global attempts to minimize these variances, they do occur and must be accepted as normal and will not be considered defects.

Weight

For seating products, unit weight and carton weight are provided. For casegood products, carton weight is provided.

Delays

Global's order acknowledgment will state a shipping date which is Global's best estimate at the time the order is acknowledged. However, Global shall not incur any obligation or liability to the Purchaser for failure to ship by specified date unless Global has agreed to an unequivocal shipping date in a separately signed written document executed by its authorized personnel at its head office. In addition, Global will not be liable for any loss or damage resulting from any delay or failure in shipment or other failure to perform all or any part of the agreement between the parties with respect to the goods shown on the face of the order acknowledgment where such delay, failure, loss or damage is the proximate result of any act of any governmental authority or political subdivision thereof, revolution, riot, civil disorder or disturbance, delay or default in transportation, strike disputes among or between labor unions or other labor disputes, delay or inability in obtaining materials and facilities, fire, flood, act of God or any cause not within the reasonable control of Global.

Free on Board (FOB)

FOB point is Global's Factory, Toronto, Ontario, Canada.

Courier Type Shipments



This symbol is used to indicate that the adjacent product can be sent by courier type shipments, such as Federal Express, Purolator, CanPar and UPS.

Shipping

The Purchaser must select, at time of order, one of two methods of freight payment. Global will make no end-user shipments unless special arrangements have been made.

1. FOB point of shipment, freight collect - pick up and common carrier.
2. FOB point of shipment, freight prepaid and invoiced to the Purchaser - Global Trailer Program.

All deliveries are dock to dock.

Service

Service requests are normally the responsibility of Global's authorized Dealers. Where this cannot be accomplished on a local level, service problems should be referred to Global's Customer Service Department.

Global/Express (Canada)

Tel: (905) 660-5101 or 1-800-567-8901

Fax: (905) 660-4759 or 1-800-375-5134

Global International

Tel: (416) 661-3660

Fax: (416) 661-661-0983 or 1-877-585-5579

Returns

No returns of goods will be accepted without written consent and shipping instruction from Global. A minimum re-stocking charge of 35% is made on all authorized returns for credit or refund, provided goods are received by Global in the condition in which they left the factory. This may increase depending on the type of product. Global's Return Goods Authorization (RGA) numbers must appear prominently on all authorized returns. Global will not be responsible for return freight costs. No credit will be given if goods cannot be reused as new. Special order items, non-stock items and COM products are in no event subject to return. All returns must be approved and authorized in writing by Global Customer Service. Global reserves the right to refuse delivery of any unauthorized returns.

Claims

All goods are sold FOB plant or Global Distribution Center. Global is not responsible for damage which occurs in transit (or in storage). The carrier signs for all goods received in apparently good order. It is the Purchaser's responsibility to examine goods upon receipt and to file any claims with the carrier for losses or damage to the product occurring during transit, including concealed damage.

Any claims made against Global for apparent defects, errors or shortages must be made by the Purchaser, in writing, within 15 working days after any delivery. Failure by the Purchaser to make any claim against Global within 15 days shall constitute acceptance of the goods and a waiver of any apparent defects, errors or shortages.

Suspension

In the event that the Purchaser defaults in the payment of any sum due to Global, or in the event the Purchaser's financial condition becomes unsatisfactory to Global, Global shall have the right to defer or discontinue shipment of any goods until such time as the default is cured or the Purchaser provides assurance of payment to Global.

Copyright

All catalogs, photographs, drawings, list price books and other printed materials are protected by copyright. All rights reserved.

Trademarks

All trademarks are owned by Global Furniture Group.

Designs and Patents

Many of the products produced by Global are protected by design registrations, design patents and/or patents. Design and specifications are subject to change, discontinuance or additions without notice.

For a full listing of issued trademarks, please visit officestogo.com.

Cubic Measure

The stated volume is an approximate cubic foot measure that may be used to calculate freight costs. The figure shown is the total shipping volume of a unit (e.g. if a part is sent in 2 cartons the volume indicated reflects both cartons together) and is subject to change without notice. It is most economical to purchase the specified number per carton.

Combined Shipments

Global will make every effort to combine shipments and orders on written request. However, Global cannot be held responsible where such requests are not complied with.

Offer of Sale

Possession of this list price book or any other literature shall not imply the company's willingness to sell to the holder and shall not be construed as a direct offer of sale.

If a conflict arises between: (i) prices found in software support packages furnished to the customer by Global or by any other source on behalf of Global; and (ii) Global's current pricing found on Global's website, then the most current shall prevail.

Testing Qualifications

Many Global products pass or exceed the most stringent industry testing standards.

Disclaimer

Metric dimensions are provided for reference only. In the event that there is a discrepancy between imperial measurements and metric measurements, imperial measurements shall prevail. Prices shown are current manufacturer's suggested list prices at time of printing. Updated pricing is available on Global's website. All applicable taxes are extra. Descriptions, specifications and prices are subject to change without notice. Errors and omissions are subject to correction.

For periodic updates, please check the list price book PDF at officestogo.com Global warrants that all commercial products are free from defects in material and workmanship, for the life of the product, to the original Purchaser.

This list price book is effective as of January 1, 2023.

WARNING - SEATING PRODUCTS TO PREVENT PRODUCT FAILURE AND POSSIBLE INJURY:

Ensure that the appropriate selection is made for the intended use of the chair including user's weight. Some chairs are not recommended for users above a certain weight. Frequently inspect the chair for visible cracks and tighten all screws, bolts and adjustable knobs. If the chair is damaged or unstable, immediately remove it from service. Any information or suggestions concerning applications, specifications or compliances with codes and standards is provided solely for your convenient reference and without any representation as to accuracy or suitability. Global disclaims any legal responsibility. The user must verify and test the suitability of any information or products for his specific application. Global reserves the right to change the Terms and Conditions in the list price book without notice.

OFFICES TO GO LIMITED LIFETIME WARRANTY

Global warrants that all commercial products are free from defects in material and workmanship. Global will repair or replace, at Global's option, as the sole remedy for any defect covered by the warranty.

Global makes no warranty that any of its products are suitable for any particular purpose and makes no other warranties, express or implied, other than those set out here. As codes and standards vary from one jurisdiction to another, references to compliance are solely for convenience and without any representation as to accuracy or suitability. Users must verify the suitability of such information or product for their specific application. In no event shall Global be liable in either tort or contract for any loss or direct, special, incidental, consequential or exemplary damages.

OTG Warranty Summary

OTG Product Type	Components Warranty For Original Purchaser	Exceptions
General seating (including metal frames, non-moving metal components) use time for coverage: 8 hours/5 days per week	lifetime	By individual series - 2 or 5 years: - upholstery, textiles, mesh - pneumatic lifts, mechanisms - casters, frames, plastic components
Heavy duty seating use time for coverage: 8 hours/5 days per week users up to 350 lbs.	5 years	
Lite-Lift folding chairs use time for coverage: 8 hours/5 days per week users up to 200 lbs.	1 year	
Lite-Lift II folding tables	1 year	
Ionic desks and tables	lifetime	
Electric height adjustable tables	lifetime	- electrical motors, controllers, moving parts - 5 years
Manual height adjustable tables	2 years	
Metal files and storage	lifetime	
Ergonomic accessories	5 years	- electrical devices, moving parts - 2 years
Panels and tackboards	lifetime	- panel textiles - 5 years

OTG's limited lifetime warranty does not apply (for any product category) to the following:

- Nominal or normal amount of wear and tear that can occur over time
- Failures which result from negligence, abuse, accident or misuse
- Failure to apply, install or maintain products according to Global's written instructions and warnings
- Modifications, attachments or repair methods not approved by Global
- Damage caused by a carrier in transit, or delivery/installation contractors
- The matching of colors, grains or textures (wood, leather, etc.) of natural materials
- Products exposed to extreme hot or cold temperatures or excessively dry or humid environments
- Color fastness or the matching of color of textiles, dye lots of textile can vary
- Damage by markings or staining; damage by sharp objects or imprinting from instruments
- Damage to textiles or laminate and wood surfaces/edges from exposure to sunlight (including UV rays)
- Products not purchased directly from authorized Global resellers
- Products used for rental purposes
- Purchased parts are warranted for one (1) year
- Failure to follow specific cleaning and disinfecting instructions posted on officestogo.com

OTG's warranty does not cover the costs of transportation or labor. Repair or replacement will be at Global's discretion.

Textiles and Finishes

Please refer to our website at officestogo.com for detailed information on cleaning and disinfecting procedures. Improper usage of disinfecting/cleaning products may void the warranty. Global textiles and finishes are updated periodically to meet the demand and trends of the market. As a result, some textiles and finishes may be discontinued by Global or the manufacturer. In the event that a textile or finish is discontinued, Global will make every reasonable effort to provide an alternative product(s) of comparable function.

MVL11743.....	72	OTG11340.....	37
MVL11860.....	67	OTG11341.....	37
MVL11870.....	59	OTG11510B.....	22
MVL11886.....	23	OTG11531B.....	64
MVL11888.....	23	OTG11613B.....	63
MVL13007.....	27	OTG11616B.....	10
MVL13008.....	27	OTG11631B.....	64
MVL13009.....	28	OTG11636B.....	38
MVL13010.....	28	OTG11670B.....	49
MVL13011.....	28	OTG11674.....	51
MVL13012.....	28	OTG11686.....	59
MVL13016.....	65	OTG11760B.....	32
MVL13017.....	65	OTG11840.....	121
MVL13018.....	65	OTG11841.....	121
MVL13021.....	29	OTG11842.....	121
MVL13022.....	29	OTG11858B.....	15
MVL13023.....	65	OTG11950B.....	10
MVL13040.....	56	OTG12112B.....	49
MVL13048.....	58	OTG13020.....	11
MVL13049.....	58	OTG13026.....	63
MVL13051.....	68	OTG13032.....	70
MVL13052.....	68	OTG13070.....	62
MVL13053.....	68	OTG13071.....	62
MVL13090.....	57	OTG13072.....	62
MVL25201.....	134	OTG13073.....	62
MVL25251.....	134	OTG13074.....	62
MVL25401.....	134	OTG13080.....	39
MVL25451.....	134	OTG13081.....	39
MVLAP42.....	112, 126		
MVLAP48.....	112, 126		
MVLAP54.....	112, 126		
MVLAP60.....	112, 126		
MVLAP66.....	112, 126		
MVLCPU.....	124		
MVLEK.....	132, 134		
MVLF8.....	134		
MVLFBB.....	131		
MVLFRT48.....	121		
MVLFRT48D.....	121		
MVLFRT60.....	121		
MVLFRT60D.....	121		
MVLFRT72.....	121		
MVLFRT96.....	121		
MVLFWS.....	139		
MVLHFB36.....	132		
MVLKBT.....	123		
MVLKP01.....	123		
MVLM23BBF.....	137		
MVLM23FF.....	137		
MVLMLK.....	131		
MVLPD.....	132		
MVLPDM.....	127		
MVLPET42-1.....	112, 126		
MVLPET42-4.....	112, 126		
MVLPET48-1.....	112, 126		
MVLPET48-4.....	112, 126		
MVLPET54-1.....	112, 126		
MVLPET54-4.....	112, 126		
MVLPET60-1.....	112, 126		
MVLPET60-4.....	112, 126		
MVLPET66-1.....	112, 126		
MVLPET66-4.....	112, 126		
MVLPPAB2.....	116		
MVLPPAB3.....	116		
MVLPPAB4.....	116		
MVLS42L.....	139		
MVLS72L.....	139		
MVLW23BBF.....	136		
MVLW23FF.....	136		
	0		
OTG1220B.....	32		
OTG1221B.....	32		
OTG3915.....	25		
OTG3920B.....	33		
OTG3930B.....	33		
OTG10902.....	48		
OTG10920.....	66		
OTG11320B.....	61		

Global offices in Canada

Head Office

560 Supertest Road
Toronto, Ontario
M3J 2M6
T (416) 650-6500

Toronto Sales Office

1350 Flint Road
Toronto, Ontario
M3J 2J7
T (416) 661-3660

Showrooms

Calgary

237 8th Avenue SE, Suite 302
Calgary, Alberta
T2G 5C3
T (403) 250-7770

The Blueprint Montreal

1010 Sainte-Catherine Street W, Mezz 2
Montreal, Quebec
H3B 1E7
T (514) 866-4331

Ottawa

251 Laurier Avenue W, Suite 400
Ottawa, Ontario
K1P 5J6
T (613) 234-2881
Please call ahead to book an appointment.

Edmonton

10158 103 Street NW, Suite 201
Edmonton, Alberta
T5J 0X6
T (780) 444-8922

Toronto

1350 Flint Road
Toronto, Ontario
M3J 2J7
T (416) 661-3660

Vancouver

675 West Hastings Street, Suite 1000
Vancouver, British Columbia
V6B 1N2
T (604) 432-1701

Halifax

1061 Marginal Road, Suite 120
Halifax, Nova Scotia
B3H 4P7
T (902) 422-7434

The Blueprint Toronto

(MetroCentre)
200 Wellington Street West, Suite 1602
Toronto, Ontario
M5V 3C7

Winnipeg

111 Lombard Avenue, Suite 220
Winnipeg, Manitoba
R3B 0T4
T (204) 925-3350

The Global Group, 1350 Flint Rd., Toronto ON Canada M3J 2J7
Sales & Marketing: Tel (1-877) 446-2251
Customer Service: Fax (800) 361-3182

Officestogo

www.officestogo.com