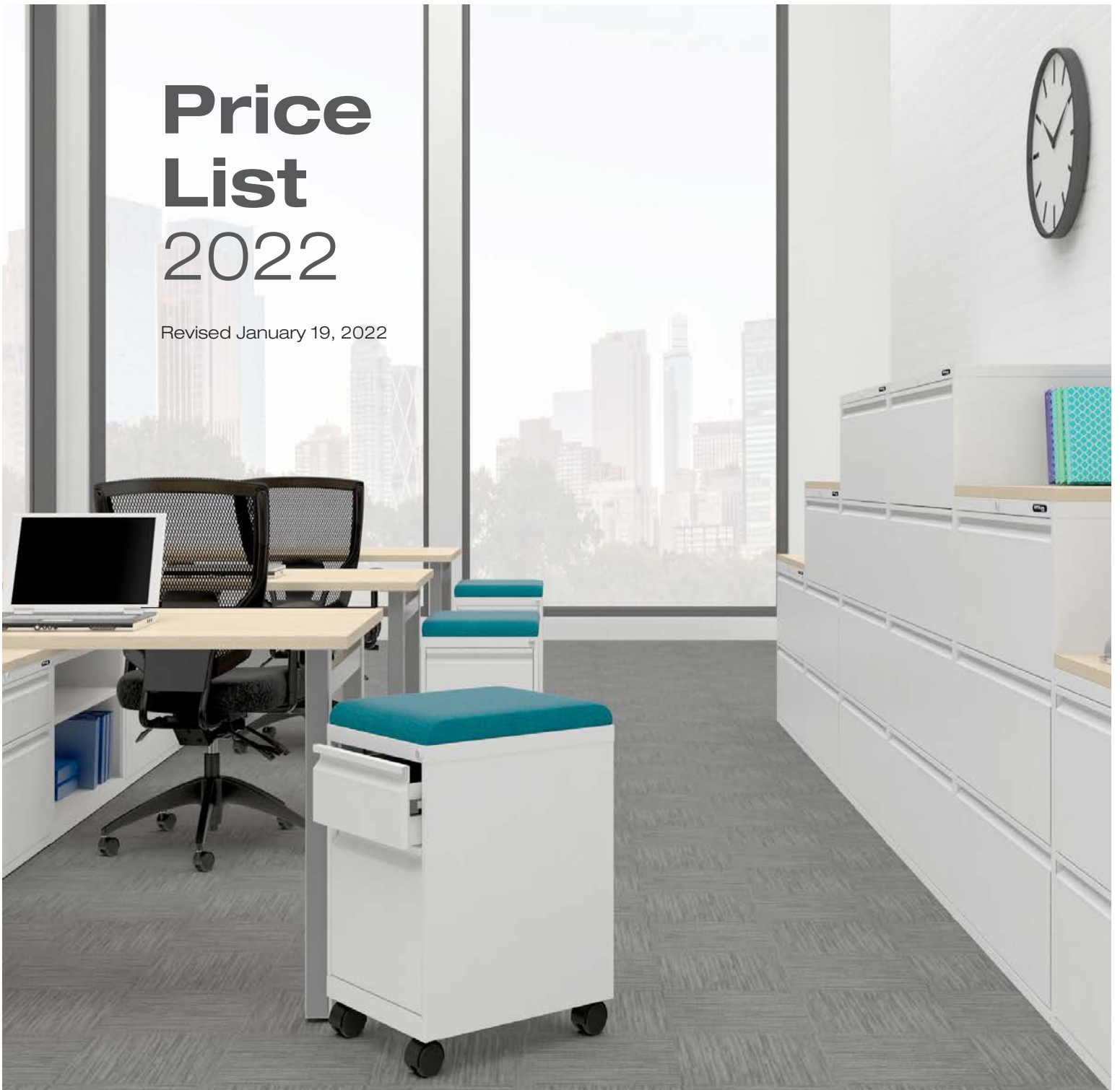


# Price List 2022

Revised January 19, 2022



**Offices**toGo

# introduction

Offices to Go™, a division of Global Furniture Group has been a primary source of value-minded office furniture solutions since its inception in 2007.

We offer a wide variety of products including seating, desks, tables, files and ergonomic accessories. Offices to Go products offer high-value and are built to commercial quality standards to protect your long-term investment.

Most models are Canadian made, while others are imported. In both cases, all Offices to Go products are manufactured exclusively in certified factories and have been tested in compliance with ANSI and BIFMA standards. We are committed to producing products in the most sustainable ways and ensuring they pass strict quality testing.

Seating - Offices to Go chairs provide exceptional comfort and design. Choose from a variety of multi-purpose, task, mesh, management, leather and guest chairs to complete any office environment.

Offices to Go seating is available in a variety of upholstery options which are specific to each series. Please see individual series details for available textiles, colors and graded textile options.

Desks + Tables - Offices to Go Ionic casegoods combine form with function to support a wide range of workplace applications. From private offices to collaborative spaces, boardrooms or reception areas, Ionic offers solutions that will exceed your expectations and keep you on budget.

Filing - Offices to Go offers a range of cost-effective filing and storage solutions to help you stay organized. Available sizes, mobile options and finishes easily adapt to any office or personal workspace.

Offices to Go product assembly is designed to be quick and simple. Products come with easy to follow instructions and detailed photographs.

Offices to Go products are covered by Global's Warranty (Limited Lifetime with 5-year or 2-year exceptions). Weight capacity information will be shown accordingly in the series notes and literature. See page 153 for warranty details.

## SYMBOL IDENTIFICATION

Each seating product with an RTA code identifies the assembly requirements.

**RTA 00** FULLY ASSEMBLED

**RTA 1** SIMPLE ASSEMBLY (no tools required)

Parts to install:

- casters
- base
- pneumatic cylinder/cover can

**RTA 2** MODEST ASSEMBLY (tools supplied, if necessary)

Parts to install:

- casters
- base
- pneumatic cylinder/cover can
- back

**RTA 4** MODERATE ASSEMBLY (tools supplied)

Parts to install:

- casters
- base
- pneumatic cylinder/cover can
- back
- armrest

**RTA 8** FULL ASSEMBLY (tools supplied)

Parts to install:

- casters
- base
- pneumatic cylinder/cover can
- back
- armrest
- mechanism



Global's certified products are in compliance with the stringent emission guidelines set by the GREENGUARD Environmental Institute and include all upholstered seating. To obtain a GREENGUARD certificate for any product, please go to the product page on our website [globalfurnituregroup.com](http://globalfurnituregroup.com) and click on "view GREENGUARD certificate".



Chairs shown with this logo are made in Canada.



Chairs shown with this logo have significant Canadian content. They have been engineered, tested and assembled in Canada.



All products with this designation are suitable for courier shipment throughout Canada.

# TABLE OF CONTENTS

SEATING	SEATING (cont'd)	SEATING (cont'd)
ABM ..... 10	Kaysee ..... 52	Tumi ..... 78
Actin ..... 11	Kazan ..... 52	Ultra ..... 79
Altona ..... 11	Kylie ..... 53	Vanier ..... 81
Amira ..... 12	Lite-Lift ..... 54	Woodbridge ..... 82
Annapolis ..... 13	Locate ..... 55	Yoho ..... 83
Archer II ..... 14	Lumi ..... 57	Zim ..... 85
Ashmont ..... 15	M-Task ..... 58	
Ashton ..... 16	Minto ..... 59	
Avro ..... 17	MVL File Buddy ..... 60	
Beta ..... 22	Nemo ..... 61	
Bolt ..... 23	Newcastle ..... 61	
Brighton ..... 23	Overtime ..... 62	
Camán ..... 24	Overtime 350 ..... 62	
Carleton ..... 25	Pacer ..... 65	
Centro ..... 26	Pacific ..... 65	
Cobalt ..... 27	Part-Time ..... 66	
Craft ..... 28	Petra ..... 67	
Danio ..... 32	Plan ..... 68	
Dash ..... 33	Retro ..... 69	
Dori 2 ..... 33	Safari ..... 70	
Eor ..... 34	Six 13 ..... 70	
Finch ..... 35	Six 31 ..... 71	
Flint ..... 36	Soda ..... 72	
Format ..... 37	Soda tables ..... 72	
Full-Time ..... 38	Sparrow ..... 73	
Gennex ..... 39	Stradic ..... 74	
Geo ..... 40	Suburb ..... 75	
Hardy ..... 42	Tami ..... 76	
Ibex ..... 43	Thompson ..... 77	
Java ..... 51	Toma ..... 77	

# TABLE OF CONTENTS

## DESKS AND TABLES

Craft tables.....	30
Ionic.....	87
Accessories.....	90
Benching kits.....	122
Boardroom tables.....	114
Bookcases and shelf units.....	111
Bridges.....	104
Coffee tables.....	116
Credenzas.....	102
Desks.....	100
Desktop storage.....	102
Electric height adjustable tables.....	117
Extended corner credenzas.....	102
Flip-top tables.....	116
Hutches and doors.....	101
Islands with modesty.....	103
Islands without modesty.....	104
Maker tables.....	114
Mobile pedestals.....	105
Modesty panels.....	104
Multi-purpose tables.....	115
Panels.....	126
Packages.....	90
Pedestals.....	106
Personal height adjustable table.....	115
Privacy panels.....	119
Returns.....	104
Storage units.....	107
Table desks and components.....	97
Tackboards.....	112
Wardrobes.....	112

## DESKS AND TABLES (cont'd)

Lite-Lift II.....	130
Folding tables.....	130
Table dollies.....	130
Pashley.....	128
Soda tables.....	72

## ACCESSORIES

CPU holder dual strap.....	133
Desktop sit-stand workstation.....	132
Footrest.....	133
Keyboard supports.....	132
Monitor arms.....	132
PET Felt partitions.....	133
Power data block.....	133

## FILING AND STORAGE

MVL1900 lateral files.....	136
Accessories.....	138
Lateral files.....	137
MVL25 vertical files.....	140
MVLPED pedestals.....	142
MVLSTOR storage cabinets.....	145

## REFERENCES

Ergonomic features and benefits.....	8
Mechanism adjustments.....	9
Textiles and Finishes.....	148
Terms and Conditions.....	151
Lifetime Warranty.....	153
Index.....	154



## SEATING

### MESH



Amira .....12



Archer II .....14



Avro .....17



Bolt .....23



Flint .....36



Format .....37



Geo .....40



Ibex .....43



Java .....51



Kaysee .....52



Lumi .....57



Nemo .....61



Overtime 350M .....63



Pacer .....65



Petra .....67



Plan .....68



Safari .....70



Stradic .....74



Toma .....77



Zim .....85

MULTI-TASK



Actin .....11



Beta .....22



Cobalt .....27



Danio .....32



Full-Time .....38



M-Task .....58



Overtime .....62



Overtime 350 .....62



Overtime 350M .....63



Overtime 350S .....64



Part-Time .....66



Six 13 .....70



Six 31 .....71



Tami .....76



Yoho .....83

MANAGEMENT AND CONFERENCE



Altona .....11



Annapolis .....13



Ashmont .....15



Ashton .....16



Brighton .....23



Campan .....24



Carleton .....25



Kazan .....52



Newcastle .....61



Pacific .....65



Retro .....69



Thompson .....77



Tumi .....78



Ultra .....79



Vanier .....81



Woodbridge .....82

# SEATING BY CATEGORY TYPE

## GUEST AND MULTI-PURPOSE



ABM .....10



Eor .....34



Minto .....59



Ashmont .....15



Finch .....35



Sparrow .....73



Caman .....24



Gennex .....39



Ultra .....79



Centro .....26



Ibex .....43



Vanier .....81



Dash .....33



Kylie .....53



Dori 2 .....33



Lite-Lift .....54

## HEIGHT ADJUSTABLE WORKSTOOLS



Avro .....18



Danio .....32



Ibex .....44



Beta .....22



Geo .....40



Yoho .....83

## LOUNGE



Craft .....28



Hardy .....42



Suburb .....75



Locate .....55



Soda .....72

# Seating

ABM.....	10	Lite-Lift.....	54
Actin.....	11	Locate.....	55
Altona.....	11	Lumi.....	57
Amira.....	12	M-Task.....	58
Annapolis.....	13	Minto.....	59
Archer II.....	14	MVL File Buddy.....	60
Ashmont.....	15	Nemo.....	61
Ashton.....	16	Newcastle.....	61
Avro.....	17	Overtime.....	62
Beta.....	22	Overtime 350.....	62
Bolt.....	23	Overtime 350M.....	63
Brighton.....	23	Overtime 350S.....	64
Caman.....	24	Pacer.....	65
Carleton.....	25	Pacific.....	65
Centro.....	26	Part-Time.....	66
Cobalt.....	27	Petra.....	67
Craft.....	28	Plan.....	68
Craft tables.....	30	Retro.....	69
Danio.....	32	Safari.....	70
Dash.....	33	Six 13.....	70
Dori 2.....	33	Six 31.....	71
Eor.....	34	Soda.....	72
Finch.....	35	Soda tables.....	72
Flint.....	36	Sparrow.....	73
Format.....	37	Stradic.....	74
Full-Time.....	38	Suburb.....	75
Gennex.....	39	Tami.....	76
Geo.....	40	Thompson.....	77
Hardy.....	42	Toma.....	77
Ibex.....	43	Tumi.....	78
Ionic benches.....	50	Ultra.....	79
Java.....	51	Vanier.....	81
Kaysee.....	52	Woodbridge.....	82
Kazan.....	52	Yoho.....	83
Kylie.....	53	Zim.....	85



# ERGONOMIC FEATURES & BENEFITS

EACH GLOBAL CHAIR IS BUILT WITH FEATURES THAT ARE ERGONOMICALLY DESIGNED TO PROMOTE GOOD POSTURE AND PROVIDE MAXIMUM COMFORT. WHILE FULLY SUPPORTING YOUR BODY, THESE FEATURES SHOULD ALSO ALLOW YOU TO ADJUST YOUR CHAIR TO FIT YOU.



## A TENSION ADJUSTMENT

Increase or decrease to match body weight. Allows you to rock comfortably, without heavy pushing, reducing muscle fatigue.



## B CHAIR TILT LOCK

Lock the tilt movement in position(s) to accommodate your working posture. Allows you to lock your chair in a comfortable and supportive position. (Can be either single position, multiple position or infinite position.)



## C SEAT HEIGHT

Raise or lower to allow your feet to rest flat on the floor. Avoids pressure under your thighs, easing blood flow.



## D BACK/LUMBAR HEIGHT ADJUSTMENT

Raise or lower to position lumbar support in your lumbar area. Reduces likelihood of back pain.



## E SEAT DEPTH

Change the depth of the seat to accommodate the length of your thighs. Keeps your back in contact with the backrest while avoiding pressure behind your knees. Can be sliding (MD) or manual.



## F SEAT ANGLE ADJUSTMENT

Allows chair to tilt forward changing the angle of your thighs in relation to the floor. Helps reduce disc pressure during forward leaning tasks.



## G BACK ANGLE ADJUSTMENT

Adjust to change the angle of your torso in relation to your thighs. Helps reduce disc pressure and relaxes your back muscles.



## H ARM HEIGHT

Raise or lower to support your forearms. Reduces muscular effort in neck and shoulders, minimizing risk of pain.



## J KNEE-TILT MOVEMENT

Chair tilts from a pivot point at the front of the seat, keeping your feet on the floor as you rock. Maintains stability.



## L SYNCHRO-TILT MOVEMENT

Backrest reclines at a faster rate than the seat, increasing the angle between your torso and thighs. Enhances comfort and encourages dynamic body movement.



## M WATERFALL SEAT EDGE

Reduces pressure at the back of your knees, contributing to good blood flow.



## N CONTOURED CUSHION

Supports the body effectively, allowing you to sit longer without discomfort.



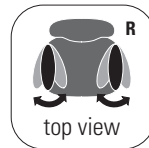
## P VIBRATING SEAT & BACK

Soothing effect contributes to your relaxation during work breaks.



## Q WIDTH ADJUSTABLE ARMS

Allows outward movement of armrests to match shoulder breadth. Ensures armrests properly support forearms, reducing muscular efforts in neck and shoulders.



## R ARM ROTATION

Rotate armcaps to support your forearms in various positions. Reduces muscular effort in neck and shoulders minimizing risk of pain.



## S CENTER TILT

Chair tilts from a pivot point under the center of the seat allowing you to rock. When your feet are well supported, blood flow is enhanced.



## U SOFT DESCENT PNEUMATIC LIFT

Gently and gradually lowering the seat helps you easily select proper seat height without causing a jerking motion.



## V LUMBAR DEPTH ADJUSTMENT

Increase or decrease curvature of the back to match the profile of your lower back. Enhances comfort and support in the lower lumbar area.

## MAXIMIZING YOUR ERGONOMIC SEATING

- Always select a chair that is designed for the type of work you perform and make certain the chair is comfortable for the length of time spent using it.
- Ensure that the seat and back cushions are contoured to fit your body, which will help eliminate pressure points.
- An ergonomically designed chair should allow changing positions easily.
- As you work, reposition yourself throughout the day to reduce strain and stress on specific muscle groups. If you change job functions, adjust your chair to fit the new task.
- Proper ergonomic seating should help eliminate many of the work related injuries that result from poor posture and poorly designed chairs.

## TASK



### ADJUSTMENTS

- (2) Pneumatic seat height
- (8) Manual seat depth
- Back/lumbar height \*\*
- Swivel

## POSTURE TASK



### ADJUSTMENTS

- (2) Pneumatic seat height
- (3) Back angle
- (6) Back/lumbar height \*\*
- Seat depth \*
- Swivel

### NOTES

- \* Select models only.
- \*\* Ratchet back height adjustment on select models.
- Mechanisms shown are generic depictions and may differ from one chair to another.

## TILTER



### ADJUSTMENTS

- (1) Tilt tension
- (2) Pneumatic seat height
- (9) Multiple position tilt lock \*
- Center tilt action
- Swivel

## MULTI-TILTER



### ADJUSTMENTS

- (1) Tilt tension
- (2) Pneumatic seat height
- (3) Back angle adjustment
- (4) Seat angle
- (8) Sliding seat depth adjustment (MD)
- (9) Infinite position tilt lock
- Back/lumbar height \*\*
- Center tilt action
- Swivel

## SYNCHRO-TILTER



### ADJUSTMENTS

- (1) Tilt tension
- (2) Pneumatic seat height
- (9) Multiple position tilt lock/ synchro tilt action
- Anti kick back
- Back/lumbar height \*\*
- Swivel

## OPERATOR



### ADJUSTMENTS

- (2) Pneumatic seat height
- (3) Back angle \*(free float/lock)
- (4) Seat angle \*(free float/lock)
- Back/lumbar height \*\*
- With single lever operator mechanism, seat and back angle are controlled using lever 4 \*
- Swivel

ABM



model OTG13060







model OTG13061

STANDARD FEATURES

- Premium stacking guest chair.
- Front-load frame design allows chairs to stack easily.
- Durable Chrome steel frame.
- Black mesh back.
- Armchair features Black polypropylene armcaps.
- Seat can be upholstered in all Global grade 1 seating textiles or in Luxhide bonded leather (see page 149).
- Limited Lifetime Warranty (5-year exceptions apply - see page 153).
- Weight capacity for this series is 300 lbs.

ALTERNATE TEXTILE OPTIONS

- Graded-in textiles are available (seat only). No minimum quantities. Contact Customer Service for pricing.

DESCRIPTION	MODEL# / FEATURES																																			
 <p><b>Armchair, Mesh Back and Uph Seat</b>                      Unit weight: 16 LB   7.3 KG                      Carton weight: 19.33 LB   8.77 KG                      Carton volume: 14.75 FT<sup>3</sup>   0.41 MT<sup>3</sup></p>	<p>List price</p> <p><b>OTG13060</b> 398</p> <table border="1"> <thead> <tr> <th rowspan="2"></th> <th colspan="3">OVERALL DIMENSIONS</th> <th colspan="3">SEAT DIMENSIONS</th> <th colspan="2">BACK DIMENSIONS</th> </tr> <tr> <th>W</th> <th>D</th> <th>H</th> <th>W</th> <th>D</th> <th>H</th> <th>W</th> <th>H</th> </tr> </thead> <tbody> <tr> <td>IN</td> <td>21</td> <td>22</td> <td>32</td> <td>18</td> <td>16.5</td> <td>18.25</td> <td>16</td> <td>14.5</td> </tr> <tr> <td>MM</td> <td>533</td> <td>559</td> <td>813</td> <td>457</td> <td>419</td> <td>464</td> <td>406</td> <td>368</td> </tr> </tbody> </table> <p>Ergonomic features: M, N</p> <p>RTA 00 courier 3 per carton</p> <p></p>		OVERALL DIMENSIONS			SEAT DIMENSIONS			BACK DIMENSIONS		W	D	H	W	D	H	W	H	IN	21	22	32	18	16.5	18.25	16	14.5	MM	533	559	813	457	419	464	406	368
			OVERALL DIMENSIONS			SEAT DIMENSIONS			BACK DIMENSIONS																											
W		D	H	W	D	H	W	H																												
IN	21	22	32	18	16.5	18.25	16	14.5																												
MM	533	559	813	457	419	464	406	368																												
 <p><b>Armless Guest Chair, Mesh Back and Uph Seat</b>                      Unit weight: 14 LB   6.4 KG                      Carton weight: 15.5 LB   7.03 KG                      Carton volume: 16.25 FT<sup>3</sup>   0.46 MT<sup>3</sup></p>	<p>List price</p> <p><b>OTG13061</b> 366</p> <table border="1"> <thead> <tr> <th rowspan="2"></th> <th colspan="3">OVERALL DIMENSIONS</th> <th colspan="3">SEAT DIMENSIONS</th> <th colspan="2">BACK DIMENSIONS</th> </tr> <tr> <th>W</th> <th>D</th> <th>H</th> <th>W</th> <th>D</th> <th>H</th> <th>W</th> <th>H</th> </tr> </thead> <tbody> <tr> <td>IN</td> <td>21</td> <td>22</td> <td>32</td> <td>18</td> <td>16.5</td> <td>18.25</td> <td>16</td> <td>14.5</td> </tr> <tr> <td>MM</td> <td>533</td> <td>559</td> <td>813</td> <td>457</td> <td>419</td> <td>464</td> <td>406</td> <td>368</td> </tr> </tbody> </table> <p>Ergonomic features: M, N</p> <p>RTA 00 courier 4 per carton</p> <p></p>		OVERALL DIMENSIONS			SEAT DIMENSIONS			BACK DIMENSIONS		W	D	H	W	D	H	W	H	IN	21	22	32	18	16.5	18.25	16	14.5	MM	533	559	813	457	419	464	406	368
			OVERALL DIMENSIONS			SEAT DIMENSIONS			BACK DIMENSIONS																											
W		D	H	W	D	H	W	H																												
IN	21	22	32	18	16.5	18.25	16	14.5																												
MM	533	559	813	457	419	464	406	368																												

ACTIN



model OTG11950B

STANDARD FEATURES


- Value priced multi-tilter.
- Fully upholstered seat and back.
- Standard with height adjustable arms.
- Dual wheel carpet casters (C65) are standard.
- Upholstered in Black, Quilt (QL10) only.
- Compliant with the emissions guidelines set by the GREENGUARD Environmental Institute.
- Limited Lifetime Warranty (2-year exceptions apply - see page 153).
- Weight capacity for this series is 300 lbs.

CHAIR ADJUSTMENTS

- Multi-tilter mechanism with infinite position tilt lock.
- Tilt tension adjustment.
- Independent back and seat angle adjustment.
- Seat depth adjustment.
- Ratchet back height adjustment.
- Pneumatic seat height adjustment.

OPTIONAL FEATURES

- Hard surface flooring casters (**C65R**) can be purchased separately. Add \$91/set.

DESCRIPTION	MODEL# / FEATURES	List price								
 <p><b>Medium Back Multi-Tilter</b> Unit weight: 47 LB   21.4 KG Carton weight: 53 LB   24.04 KG Carton volume: 7.5 FT<sup>3</sup>   0.21 MT<sup>3</sup></p>	<p><b>OTG11950B</b> Black Quilt fabric</p>	572								
		OVERALL DIMENSIONS			SEAT DIMENSIONS			BACK DIMENSIONS		
		W	D	H	W	D	H	W	H	
	IN 26.5	23.5	39	20.5	17	17.5-21.5	19	19.5		
	MM 673	597	991	521	432	445-546	483	495		
	Ergonomic features: A, B, C, D, E, G, H, M, N, S		RTA 8	courier	1 per carton		GREENGUARD			

ALTONA



model OTG11616B

STANDARD FEATURES


- Altona offers comfort and generous proportions at an affordable price.
- Durable nylon arms are standard.
- Dual wheel carpet casters (C65) are standard.
- OTG11615B is upholstered in Black, Quilt (QL10).
- OTG11616B seating surfaces are upholstered in Black Luxhide bonded leather (PU30/BL20).
- Compliant with the emissions guidelines set by the GREENGUARD Environmental Institute.
- Limited Lifetime Warranty (2-year exceptions apply - see page 153).
- Weight capacity for this series is 300 lbs.

CHAIR ADJUSTMENTS

- Tilter mechanism with upright tilt lock.
- Tilt tension adjustment.
- Pneumatic seat height adjustment.

OPTIONAL FEATURES

- Hard surface flooring casters (**C65R**) can be purchased separately. Add \$91/set.

DESCRIPTION	MODEL# / FEATURES	List price								
 <p><b>High Back Tilter</b> Unit weight: 32 LB   14.5 KG Carton weight: 37 LB   16.78 KG Carton volume: 4.56 FT<sup>3</sup>   0.12 MT<sup>3</sup></p>	<p><b>OTG11615B</b> Black Quilt fabric</p>	362								
		<p><b>OTG11616B</b> Black Luxhide leather</p>	384							
	OVERALL DIMENSIONS			SEAT DIMENSIONS			BACK DIMENSIONS			
W	D	H	W	D	H	W	H			
	IN 24	26.5	41	20	19	16.5-20.5	20.5	23		
	MM 610	673	1041	508	483	419-521	521	584		
	Ergonomic features: A, B, C, M, N, S		RTA 8	courier	1 per carton		GREENGUARD			

AMIRA



model OTG13020

STANDARD FEATURES



- Mesh back and upholstered seat tilter chair.
- Soft sculpted frame design.
- Fixed loop arms.
- Black base with dual wheel carpet casters (C65) is standard.
- Seat can be upholstered in Black polyester with Black mesh back (**BLK**) or in Blue polyester with Blue/Grey mesh back (**BLU**).
- Compliant with the emissions guidelines set by the GREENGUARD Environmental Institute.
- Limited Lifetime Warranty (2-year exceptions apply - see page 153).
- Weight capacity for this series is 300 lbs.

CHAIR ADJUSTMENTS

- Center tilt with upright position tilt lock.
- Tilt tension adjustment.
- Pneumatic seat height adjustment.

OPTIONAL FEATURES

- Hard surface flooring casters (**C65R**) can be purchased separately. Add \$91/set.

DESCRIPTION	MODEL# / FEATURES	List price							
 <p><b>Medium Mesh Back Tilter</b>                      Unit weight: 26 LB   11.8 KG                      Carton weight: 31 LB   14.06 KG                      Carton volume: 4.6 FT<sup>3</sup>   0.13 MT<sup>3</sup></p>	<p><b>OTG13020</b></p> <p>Ergonomic features: A, B, C, M, N, S</p>	403							
		OVERALL DIMENSIONS			SEAT DIMENSIONS			BACK DIMENSIONS	
		W	D	H	W	D	H	W	H
IN 23.5	25	40.5	20.5	18	17-21	18.5	21		
MM 597	635	1029	521	457	432-533	470	533		
		RTA 8	courier	1 per carton					

## ANNAPOLIS



model MVL2732

### STANDARD FEATURES















- Simple function, great price.
- Canadian made.
- Durable nylon arms are standard.
- Dual wheel carpet casters (C65) are standard.
- MVL2732 and MVL2732-9 seating surfaces can be upholstered in Luxhide bonded leather, in various colors (see page 149).
- MVL2733 and MVL2733-9 can be upholstered in all Global grade 1 seating textiles (see page 149).
- Compliant with the emissions guidelines set by the GREENGUARD Environmental Institute.
- Limited Lifetime Warranty (5-year exceptions apply - see page 153).
- Weight capacity for this series is 300 lbs.

### CHAIR ADJUSTMENTS

- Tilter mechanism with upright tilt lock.
- Tilt tension adjustment.
- Pneumatic seat height adjustment.

### OPTIONAL FEATURES

- For hard surface flooring casters, please specify (C65R). Add \$20/set.

DESCRIPTION	MODEL# / FEATURES																																			
 <p><b>High Back Tilter - Assembled</b> Unit weight: 36 LB   16.4 KG Carton weight: 40 LB   18.14 KG Carton volume: 11.5 FT<sup>3</sup>   0.32 MT<sup>3</sup></p>	<p>List price</p> <p><b>MVL2732</b> 353 Luxhide bonded leather</p>																																			
	<table border="1"> <thead> <tr> <th rowspan="2"></th> <th colspan="3">OVERALL DIMENSIONS</th> <th colspan="3">SEAT DIMENSIONS</th> <th colspan="2">BACK DIMENSIONS</th> </tr> <tr> <th>W</th> <th>D</th> <th>H</th> <th>W</th> <th>D</th> <th>H</th> <th>W</th> <th>H</th> </tr> </thead> <tbody> <tr> <td>IN</td> <td>25.5</td> <td>28</td> <td>43</td> <td>20.5</td> <td>19.5</td> <td>16-20</td> <td>20.5</td> <td>24</td> </tr> <tr> <td>MM</td> <td>648</td> <td>711</td> <td>1092</td> <td>521</td> <td>495</td> <td>406-508</td> <td>521</td> <td>610</td> </tr> </tbody> </table>		OVERALL DIMENSIONS			SEAT DIMENSIONS			BACK DIMENSIONS		W	D	H	W	D	H	W	H	IN	25.5	28	43	20.5	19.5	16-20	20.5	24	MM	648	711	1092	521	495	406-508	521	610
			OVERALL DIMENSIONS			SEAT DIMENSIONS			BACK DIMENSIONS																											
		W	D	H	W	D	H	W	H																											
IN	25.5	28	43	20.5	19.5	16-20	20.5	24																												
MM	648	711	1092	521	495	406-508	521	610																												
<p>Ergonomic features: A, B, C, M, N, S</p> <p><b>RTA 1</b> 1 per carton</p> <p> </p>																																				
 <p><b>High Back Tilter - Condensed Packaging</b> Unit weight: 36 LB   16.4 KG Carton weight: 40 LB   18.14 KG Carton volume: 6 FT<sup>3</sup>   0.16 MT<sup>3</sup></p>	<p>List price</p> <p><b>MVL2732-9</b> 353 Luxhide bonded leather</p>																																			
	<table border="1"> <thead> <tr> <th rowspan="2"></th> <th colspan="3">OVERALL DIMENSIONS</th> <th colspan="3">SEAT DIMENSIONS</th> <th colspan="2">BACK DIMENSIONS</th> </tr> <tr> <th>W</th> <th>D</th> <th>H</th> <th>W</th> <th>D</th> <th>H</th> <th>W</th> <th>H</th> </tr> </thead> <tbody> <tr> <td>IN</td> <td>25.5</td> <td>28</td> <td>43</td> <td>20.5</td> <td>19.5</td> <td>16-20</td> <td>20.5</td> <td>24</td> </tr> <tr> <td>MM</td> <td>648</td> <td>711</td> <td>1092</td> <td>521</td> <td>495</td> <td>406-508</td> <td>521</td> <td>610</td> </tr> </tbody> </table>		OVERALL DIMENSIONS			SEAT DIMENSIONS			BACK DIMENSIONS		W	D	H	W	D	H	W	H	IN	25.5	28	43	20.5	19.5	16-20	20.5	24	MM	648	711	1092	521	495	406-508	521	610
			OVERALL DIMENSIONS			SEAT DIMENSIONS			BACK DIMENSIONS																											
		W	D	H	W	D	H	W	H																											
IN	25.5	28	43	20.5	19.5	16-20	20.5	24																												
MM	648	711	1092	521	495	406-508	521	610																												
<p>Ergonomic features: A, B, C, M, N, S</p> <p><b>RTA 8</b>  1 per carton</p> <p> </p>																																				
 <p><b>High Back Tilter - Assembled</b> Unit weight: 36 LB   16.4 KG Carton weight: 40 LB   18.14 KG Carton volume: 11.5 FT<sup>3</sup>   0.32 MT<sup>3</sup></p>	<p>List price</p> <p><b>MVL2733</b> 353 Fabric</p>																																			
	<table border="1"> <thead> <tr> <th rowspan="2"></th> <th colspan="3">OVERALL DIMENSIONS</th> <th colspan="3">SEAT DIMENSIONS</th> <th colspan="2">BACK DIMENSIONS</th> </tr> <tr> <th>W</th> <th>D</th> <th>H</th> <th>W</th> <th>D</th> <th>H</th> <th>W</th> <th>H</th> </tr> </thead> <tbody> <tr> <td>IN</td> <td>25.5</td> <td>28</td> <td>43</td> <td>20.5</td> <td>19.5</td> <td>16-20</td> <td>20.5</td> <td>24</td> </tr> <tr> <td>MM</td> <td>648</td> <td>711</td> <td>1092</td> <td>521</td> <td>495</td> <td>406-508</td> <td>521</td> <td>610</td> </tr> </tbody> </table>		OVERALL DIMENSIONS			SEAT DIMENSIONS			BACK DIMENSIONS		W	D	H	W	D	H	W	H	IN	25.5	28	43	20.5	19.5	16-20	20.5	24	MM	648	711	1092	521	495	406-508	521	610
			OVERALL DIMENSIONS			SEAT DIMENSIONS			BACK DIMENSIONS																											
		W	D	H	W	D	H	W	H																											
IN	25.5	28	43	20.5	19.5	16-20	20.5	24																												
MM	648	711	1092	521	495	406-508	521	610																												
<p>Ergonomic features: A, B, C, M, N, S</p> <p><b>RTA 1</b> 1 per carton</p> <p> </p>																																				
 <p><b>High Back Tilter - Condensed Packaging</b> Unit weight: 36 LB   16.4 KG Carton weight: 40 LB   18.14 KG Carton volume: 6 FT<sup>3</sup>   0.16 MT<sup>3</sup></p>	<p>List price</p> <p><b>MVL2733-9</b> 353 Fabric</p>																																			
	<table border="1"> <thead> <tr> <th rowspan="2"></th> <th colspan="3">OVERALL DIMENSIONS</th> <th colspan="3">SEAT DIMENSIONS</th> <th colspan="2">BACK DIMENSIONS</th> </tr> <tr> <th>W</th> <th>D</th> <th>H</th> <th>W</th> <th>D</th> <th>H</th> <th>W</th> <th>H</th> </tr> </thead> <tbody> <tr> <td>IN</td> <td>25.5</td> <td>28</td> <td>43</td> <td>20.5</td> <td>19.5</td> <td>16-20</td> <td>20.5</td> <td>24</td> </tr> <tr> <td>MM</td> <td>648</td> <td>711</td> <td>1092</td> <td>521</td> <td>495</td> <td>406-508</td> <td>521</td> <td>610</td> </tr> </tbody> </table>		OVERALL DIMENSIONS			SEAT DIMENSIONS			BACK DIMENSIONS		W	D	H	W	D	H	W	H	IN	25.5	28	43	20.5	19.5	16-20	20.5	24	MM	648	711	1092	521	495	406-508	521	610
			OVERALL DIMENSIONS			SEAT DIMENSIONS			BACK DIMENSIONS																											
		W	D	H	W	D	H	W	H																											
IN	25.5	28	43	20.5	19.5	16-20	20.5	24																												
MM	648	711	1092	521	495	406-508	521	610																												
<p>Ergonomic features: A, B, C, M, N, S</p> <p><b>RTA 8</b>  1 per carton</p> <p> </p>																																				

**ARCHER II**



model MVL1896

**STANDARD FEATURES**

- Canadian made high back chairs.
- Upholstered seat and knit mesh back with a pinstripe design.
- Standard with height and width adjustable T-arms with sliding, rotating and lockable armcaps.
- Mesh back can be upholstered in Coal Black (VU19), Quarry Grey (VU15), Red Mittens (VU70) and Tidal Wave (VU16).
- Seating surface can be upholstered in Luxhide bonded leather, in various colors or in all Global grade 1 seating textiles (see page 149).
- Dual wheel carpet casters (C1) are standard.
- Compliant with the emissions guidelines set by the GREENGUARD Environmental Institute.
- Limited Lifetime Warranty (5-year exceptions apply - see page 153).
- Weight capacity for this series is 300 lbs.

**CHAIR ADJUSTMENTS**









- **Multi-tilter chair - MVL1895**
  - Infinite position tilt lock.
  - Tilt tension adjustment.
  - Infinite position back and seat angle adjustments, including forward tilt.
  - Ratchet back height adjustment.
  - Seat depth adjustment.
  - Pneumatic seat height adjustment.
- **Synchro-tilter chair - MVL1896**
  - Synchro tilt with upright position tilt lock.
  - Tilt tension adjustment.
  - Pneumatic seat height adjustment.

**OPTIONAL FEATURES**

- For hard surface flooring casters, please specify (C9R). Add \$20/set.

**ALTERNATE TEXTILE OPTIONS**

- Graded-in textiles are available (seat only). No minimum quantities. Contact Customer Service for pricing.

DESCRIPTION	MODEL# / FEATURES																																
 <p><b>Multi-Tilter, Mesh High Back and Uph Seat</b>                      Unit weight: 56 LB   25.5 KG                      Carton weight: 68 LB   30.84 KG                      Carton volume: 10.5 FT³   0.29 MT³</p>	<p>List price</p> <p><b>MVL1895</b> 767                      Luxhide bonded leather or fabric</p> <table border="1"> <thead> <tr> <th colspan="3">OVERALL DIMENSIONS</th> <th colspan="3">SEAT DIMENSIONS</th> <th colspan="2">BACK DIMENSIONS</th> </tr> <tr> <th>W</th> <th>D</th> <th>H</th> <th>W</th> <th>D</th> <th>H</th> <th>W</th> <th>H</th> </tr> </thead> <tbody> <tr> <td>IN 27</td> <td>22.5</td> <td>42</td> <td>20.5</td> <td>18.5-21</td> <td>18-22</td> <td>19.5</td> <td>21-23.5</td> </tr> <tr> <td>MM 686</td> <td>572</td> <td>1067</td> <td>521</td> <td>470-533</td> <td>457-559</td> <td>495</td> <td>533-597</td> </tr> </tbody> </table> <p>Ergonomic features:                      A, B, C, D, E, F, G, H, M, N, Q, R, S</p> <p>RTA 2  1 per carton  </p>	OVERALL DIMENSIONS			SEAT DIMENSIONS			BACK DIMENSIONS		W	D	H	W	D	H	W	H	IN 27	22.5	42	20.5	18.5-21	18-22	19.5	21-23.5	MM 686	572	1067	521	470-533	457-559	495	533-597
	OVERALL DIMENSIONS			SEAT DIMENSIONS			BACK DIMENSIONS																										
W	D	H	W	D	H	W	H																										
IN 27	22.5	42	20.5	18.5-21	18-22	19.5	21-23.5																										
MM 686	572	1067	521	470-533	457-559	495	533-597																										
 <p><b>Synchro-Tilter, Mesh High Back and Uph Seat</b>                      Unit weight: 40 LB   18.2 KG                      Carton weight: 52 LB   23.59 KG                      Carton volume: 10.5 FT³   0.29 MT³</p>	<p>List price</p> <p><b>MVL1896</b> 672                      Luxhide bonded leather or fabric</p> <table border="1"> <thead> <tr> <th colspan="3">OVERALL DIMENSIONS</th> <th colspan="3">SEAT DIMENSIONS</th> <th colspan="2">BACK DIMENSIONS</th> </tr> <tr> <th>W</th> <th>D</th> <th>H</th> <th>W</th> <th>D</th> <th>H</th> <th>W</th> <th>H</th> </tr> </thead> <tbody> <tr> <td>IN 27</td> <td>22.5</td> <td>41.5</td> <td>20.5</td> <td>17</td> <td>17-21</td> <td>19.5</td> <td>22-23.5</td> </tr> <tr> <td>MM 686</td> <td>572</td> <td>1054</td> <td>521</td> <td>432</td> <td>432-533</td> <td>495</td> <td>559-597</td> </tr> </tbody> </table> <p>Ergonomic features:                      A, B, C, H, L, M, N, Q, R</p> <p>RTA 2  1 per carton  </p>	OVERALL DIMENSIONS			SEAT DIMENSIONS			BACK DIMENSIONS		W	D	H	W	D	H	W	H	IN 27	22.5	41.5	20.5	17	17-21	19.5	22-23.5	MM 686	572	1054	521	432	432-533	495	559-597
	OVERALL DIMENSIONS			SEAT DIMENSIONS			BACK DIMENSIONS																										
W	D	H	W	D	H	W	H																										
IN 27	22.5	41.5	20.5	17	17-21	19.5	22-23.5																										
MM 686	572	1054	521	432	432-533	495	559-597																										

ASHMONT



model MVL2780



model MVL2782

STANDARD FEATURES

- Canadian made.
- Soft deep cushions on seat and back offer plush comfort.
- Management chairs: Height adjustable T-arms with durable self-skinned urethane (SSU) armcaps.
- Guest chairs: Upholstered armcaps, oval steel tube frame and sled base.
- Dual wheel carpet casters (C65) are standard (except guest chairs).
- Seating surfaces can be upholstered in Luxhide bonded leather, in various colors or in all Global grade 1 seating textiles (see page 149).
- Compliant with the emissions guidelines set by the GREENGUARD Environmental Institute.
- Limited Lifetime Warranty (5-year exceptions apply - see page 153).
- Weight capacity for this series is 300 lbs.

MANAGEMENT CHAIR ADJUSTMENTS

- Center tilt with upright position tilt lock.
- Tilt tension adjustment.
- Pneumatic seat height adjustment.

OPTIONAL FEATURES

- For hard surface flooring casters, please specify (C65R). Add \$20/set.

DESCRIPTION MODEL# / FEATURES



HB Management Tilter w/Height Adjustable Arms

Unit weight: 50 LB | 22.7 KG  
 Carton weight: 55 LB | 24.95 KG  
 Carton volume: 10.5 FT³ | 0.29 MT³

List price									
<b>MVL2780</b>		687							
Luxhide bonded leather or fabric (previously MVL2780F)									
<b>OVERALL DIMENSIONS</b>			<b>SEAT DIMENSIONS</b>			<b>BACK DIMENSIONS</b>			
	<b>W</b>	<b>D</b>	<b>H</b>	<b>W</b>	<b>D</b>	<b>H</b>	<b>W</b>	<b>H</b>	
IN	27	28	42	21	18	16-21	21	25	
MM	686	711	1067	533	457	406-533	533	635	
Ergonomic features: A, B, C, H, M, N, S									
RTA 8		courier		1 per carton		CANADA		GREENGUARD	



MB Management Tilter w/Height Adjustable Arms

Unit weight: 47 LB | 21.4 KG  
 Carton weight: 52 LB | 23.59 KG  
 Carton volume: 10.5 FT³ | 0.29 MT³

List price									
<b>MVL2781</b>		651							
Luxhide bonded leather or fabric (previously MVL2781F)									
<b>OVERALL DIMENSIONS</b>			<b>SEAT DIMENSIONS</b>			<b>BACK DIMENSIONS</b>			
	<b>W</b>	<b>D</b>	<b>H</b>	<b>W</b>	<b>D</b>	<b>H</b>	<b>W</b>	<b>H</b>	
IN	27	28	39	21	18	16-21	21	22	
MM	686	711	991	533	457	406-533	533	559	
Ergonomic features: A, B, C, H, M, N, S									
RTA 8		courier		1 per carton		CANADA		GREENGUARD	



MB Guest Chair - Sled Base

Unit weight: 33 LB | 15 KG  
 Carton weight: 38 LB | 17.24 KG  
 Carton volume: 8.5 FT³ | 0.24 MT³

List price									
<b>MVL2782</b>		489							
Luxhide bonded leather or fabric (previously MVL2782F)									
<b>OVERALL DIMENSIONS</b>			<b>SEAT DIMENSIONS</b>			<b>BACK DIMENSIONS</b>			
	<b>W</b>	<b>D</b>	<b>H</b>	<b>W</b>	<b>D</b>	<b>H</b>	<b>W</b>	<b>H</b>	
IN	24.5	25.5	36.5	21	18	17	21	18	
MM	622	648	927	533	457	432	533	457	
Ergonomic features: M, N									
RTA 8		courier		1 per carton		CANADA		GREENGUARD	



ASHTON



model OTG11858B

STANDARD FEATURES





- Management and boardroom chair available in medium back or high back.
- Unique seat suspension and segmented cushions offer a very plush feel.
- Chrome arms with upholstered armrests.
- Chrome base.
- Dual wheel carpet casters (C65) are standard.
- Seating surfaces are upholstered in Black Luxhide bonded leather.
- Compliant with the emissions guidelines set by the GREENGUARD Environmental Institute.
- Limited Lifetime Warranty (2-year exceptions apply - see page 153).
- Weight capacity for this series is 300 lbs.

CHAIR ADJUSTMENTS

- Center tilt with upright position tilt lock.
- Tilt tension adjustment.
- Pneumatic seat height adjustment.

OPTIONAL FEATURES

- Hard surface flooring casters (**C65R**) can be purchased separately. Add \$91/set.

DESCRIPTION		MODEL# / FEATURES																															
 <p><b>High Back Tilter</b> Unit weight: 39 LB   17.7 KG Carton weight: 44.83 LB   20.33 KG Carton volume: 5.76 FT³   0.16 MT³</p>	<p>OTG11858B</p>	List price																															
		636																															
		<table border="1"> <thead> <tr> <th colspan="3">OVERALL DIMENSIONS</th> <th colspan="3">SEAT DIMENSIONS</th> <th colspan="2">BACK DIMENSIONS</th> </tr> <tr> <th>W</th> <th>D</th> <th>H</th> <th>W</th> <th>D</th> <th>H</th> <th>W</th> <th>H</th> </tr> </thead> <tbody> <tr> <td>IN 26</td> <td>25.5</td> <td>44.5</td> <td>21</td> <td>18</td> <td>18.5-22</td> <td>19.5</td> <td>24</td> </tr> <tr> <td>MM 660</td> <td>648</td> <td>1130</td> <td>533</td> <td>457</td> <td>470-559</td> <td>495</td> <td>610</td> </tr> </tbody> </table>		OVERALL DIMENSIONS			SEAT DIMENSIONS			BACK DIMENSIONS		W	D	H	W	D	H	W	H	IN 26	25.5	44.5	21	18	18.5-22	19.5	24	MM 660	648	1130	533	457	470-559
OVERALL DIMENSIONS			SEAT DIMENSIONS			BACK DIMENSIONS																											
W	D	H	W	D	H	W	H																										
IN 26	25.5	44.5	21	18	18.5-22	19.5	24																										
MM 660	648	1130	533	457	470-559	495	610																										
<p>Ergonomic features: A, B, C, M, N, S</p>		<p>RTA 8</p>	<p>courier</p>	<p>1 per carton</p>																													
 <p><b>Medium Back Tilter</b> Unit weight: 36 LB   16.4 KG Carton weight: 42 LB   19.05 KG Carton volume: 4.8 FT³   0.13 MT³</p>	<p>OTG11859B</p>	List price																															
		604																															
		<table border="1"> <thead> <tr> <th colspan="3">OVERALL DIMENSIONS</th> <th colspan="3">SEAT DIMENSIONS</th> <th colspan="2">BACK DIMENSIONS</th> </tr> <tr> <th>W</th> <th>D</th> <th>H</th> <th>W</th> <th>D</th> <th>H</th> <th>W</th> <th>H</th> </tr> </thead> <tbody> <tr> <td>IN 26</td> <td>25.5</td> <td>38</td> <td>21</td> <td>18</td> <td>18.5-22</td> <td>19.5</td> <td>18</td> </tr> <tr> <td>MM 660</td> <td>648</td> <td>965</td> <td>533</td> <td>457</td> <td>470-559</td> <td>495</td> <td>457</td> </tr> </tbody> </table>		OVERALL DIMENSIONS			SEAT DIMENSIONS			BACK DIMENSIONS		W	D	H	W	D	H	W	H	IN 26	25.5	38	21	18	18.5-22	19.5	18	MM 660	648	965	533	457	470-559
OVERALL DIMENSIONS			SEAT DIMENSIONS			BACK DIMENSIONS																											
W	D	H	W	D	H	W	H																										
IN 26	25.5	38	21	18	18.5-22	19.5	18																										
MM 660	648	965	533	457	470-559	495	457																										
<p>Ergonomic features: A, B, C, M, N, S</p>		<p>RTA 8</p>	<p>courier</p>	<p>1 per carton</p>																													

AVRO



model MVL3101



model MVL3123



model MVL3114



model MVL3107

STANDARD FEATURES

- Avro features improved ergonomics, custom support and a streamlined profile – the perfect balance between functionality and style.
- Ergonomic seating, Canadian made.
- Available with five different mechanism options: synchro-tilter, multi-tilter, tilter, task and weight sensing synchro-tilter. Height adjustable chairs available with task mechanism only.
- Standard with height adjustable arms with durable self-skinned urethane (SSU) armcaps (except armless models).
- Dual wheel carpet casters (C1) are standard on all models.
- Mesh back and mesh seat models can only be upholstered in Black mesh (MS69).
- Mesh back and upholstered seat models: Mesh back is available in Black (MS69), Natural (MS74) and Stone (MS71).
- Seats can be upholstered in Luxhide bonded leather (various colors) or in all Global grade 1 seating textiles (see page 149).
- Compliant with the emissions guidelines set by the GREENGUARD Environmental Institute.
- Limited Lifetime Warranty (5-year exceptions apply - see page 153).
- Weight capacity for this series is 300 lbs.

OPTIONAL FEATURES











- For hard surface flooring casters, please specify (C9R). Add \$20/set.
- For optional Polished Aluminum base, please specify (ALU). Add \$124.
- For optional height and width adjustable T-arms with sliding, articulating armcaps, please specify (G1). Add \$68.

ALTERNATE TEXTILE OPTIONS

- Graded-in textiles are available. No minimum quantities. Contact Customer Service for pricing.

CHAIR ADJUSTMENTS

- **Synchro-tilter chairs**
  - Synchro tilt with multi position tilt lock.
  - Tilt tension adjustment.
  - Height and depth adjustable lumbar support.
  - Pneumatic seat height adjustment.
- **Multi-tilter chairs**
  - Infinite position tilt lock.
  - Tilt tension adjustment.
  - Independent back and seat angle adjustment.
  - Side activated sliding seat depth adjustment.
  - Height and depth adjustable lumbar support.
  - Pneumatic seat height adjustment.
- **Tilter chairs**
  - Center tilt with upright position tilt lock.
  - Tilt tension adjustment.
  - Height and depth adjustable lumbar support.
  - Pneumatic seat height adjustment.
- **Task chairs**
  - Manual bolt seat depth adjustment.
  - Height and depth adjustable lumbar support.
  - Pneumatic seat height adjustment.
- **Weight sensing synchro-tilter chairs**
  - Synchro tilt with multi position tilt lock.
  - Automatic tilt tension adjustment.
  - Side activated sliding seat depth adjustment.
  - Height and depth adjustable lumbar support.
  - Pneumatic seat height adjustment.
- **Height adjustable chairs**
  - Task mechanism.
  - Height and depth adjustable lumbar support.
  - Pneumatic seat height adjustment.
  - Height adjustable Chrome footrest.

DESCRIPTION	MODEL# / FEATURES	List price	
 <p><b>Synchro-Tilter, Mesh Back and Uph Seat</b> Unit weight: 42 LB   19.1 KG Carton weight: 51 LB   23.13 KG Carton volume: 10.5 FT³   0.29 MT³</p>	<p><b>MVL3101</b> Luxhide bonded leather or fabric (previously MVL3101F)</p>	721	
	<p>Ergonomic features: A, B, C, D, H, L, M, N, V</p>	  1 per carton  	
 <p><b>Multi-Tilter, Mesh Back and Uph Seat</b> Unit weight: 47 LB   21.4 KG Carton weight: 56 LB   25.4 KG Carton volume: 10.5 FT³   0.29 MT³</p>	<p><b>MVL3103</b> Luxhide bonded leather or fabric (previously MVL3103F)</p>	777	
	<p>Ergonomic features: A, B, C, D, E, F, G, H, M, N, S, V</p>	  1 per carton  	

	OVERALL DIMENSIONS			SEAT DIMENSIONS			BACK DIMENSIONS	
	W	D	H	W	D	H	W	H
IN	26	27	38.5	20	18.5	16.5-21.5	19.5	20
MM	660	686	978	508	470	419-546	495	508

	OVERALL DIMENSIONS			SEAT DIMENSIONS			BACK DIMENSIONS	
	W	D	H	W	D	H	W	H
IN	26	27	39.5	20	17.5-20.5	17.5-22.5	19.5	20
MM	660	686	1003	508	445-521	445-572	495	508

**DESCRIPTION MODEL# / FEATURES**



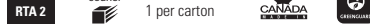
**Tilter, Mesh Back and Uph Seat**  
 Unit weight: 36 LB | 16.4 KG  
 Carton weight: 45 LB | 20.41 KG  
 Carton volume: 10.5 FT³ | 0.29 MT³

List price

**MVL3104** 694  
 Luxhide bonded leather  
 or fabric (previously MVL3104F)

	OVERALL DIMENSIONS			SEAT DIMENSIONS			BACK DIMENSIONS	
	W	D	H	W	D	H	W	H
IN	26	27	38	20	18.5	16-21	19.5	20
MM	660	686	965	508	470	406-533	495	508

Ergonomic features:  
 A, B, C, D, H, M, N, S, V



1 per carton



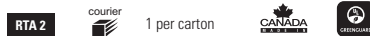
**Task, Mesh Back and Uph Seat**  
 Unit weight: 31 LB | 14.1 KG  
 Carton weight: 40 LB | 18.14 KG  
 Carton volume: 10.5 FT³ | 0.29 MT³

List price

**MVL3106** 643  
 Luxhide bonded leather  
 or fabric (previously MVL3106F)

	OVERALL DIMENSIONS			SEAT DIMENSIONS			BACK DIMENSIONS	
	W	D	H	W	D	H	W	H
IN	26	27	38	20	18.5	16-21	19.5	20
MM	660	686	965	508	470	406-533	495	508

Ergonomic features:  
 C, D, E, H, M, N, V



1 per carton



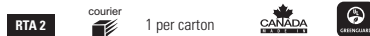
**Armless Height Adjustable Chair, Mesh Back and Uph Seat**  
 Unit weight: 30 LB | 13.6 KG  
 Carton weight: 39 LB | 17.69 KG  
 Carton volume: 10.5 FT³ | 0.29 MT³

List price

**MVL3107** 750  
 Luxhide bonded leather  
 or fabric (previously MVL3107F)

	OVERALL DIMENSIONS			SEAT DIMENSIONS			BACK DIMENSIONS	
	W	D	H	W	D	H	W	H
IN	20	27	48	20	18.5	23-33	19.5	20
MM	508	686	1219	508	470	584-838	495	508

Ergonomic features:  
 C, D, M, N, V



1 per carton



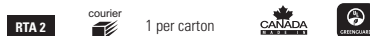
**Weight Sensing Synchro-Tilter, Mesh Back and Uph Seat**  
 Unit weight: 42 LB | 19.1 KG  
 Carton weight: 51 LB | 23.13 KG  
 Carton volume: 10.5 FT³ | 0.29 MT³

List price

**MVL3108** 850  
 Luxhide bonded leather  
 or fabric (previously MVL3108F)

	OVERALL DIMENSIONS			SEAT DIMENSIONS			BACK DIMENSIONS	
	W	D	H	W	D	H	W	H
IN	26	27	39	20	17.5-20.5	16.5-21.5	19.5	20
MM	660	686	991	508	445-521	419-546	495	508

Ergonomic features:  
 A, B, C, D, E, H, L, M, N, V



1 per carton



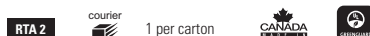
**Height Adjustable Chair w/Arms, Mesh Back and Uph Seat**  
 Unit weight: 36 LB | 16.4 KG  
 Carton weight: 45 LB | 20.41 KG  
 Carton volume: 10.5 FT³ | 0.29 MT³

List price





















**MVL3109** 822  
 Luxhide bonded leather  
 or fabric (previously MVL3109F)

	OVERALL DIMENSIONS			SEAT DIMENSIONS			BACK DIMENSIONS	
	W	D	H	W	D	H	W	H
IN	26	27	48	20	18.5	23-33	19.5	20
MM	660	686	1219	508	470	584-838	495	508

Ergonomic features:  
 C, D, H, M, N, V



1 per carton

DESCRIPTION	MODEL# / FEATURES																																			
 <p><b>Synchro-Tilter, Uph Back and Seat</b>                      Unit weight: 43 LB   19.5 KG                      Carton weight: 52 LB   23.59 KG                      Carton volume: 10.5 FT³   0.29 MT³</p>	List price <b>MVL3111</b> 804 Luxhide bonded leather or fabric (previously MVL3111F)																																			
	<table border="1"> <thead> <tr> <th rowspan="2"></th> <th colspan="3">OVERALL DIMENSIONS</th> <th colspan="3">SEAT DIMENSIONS</th> <th colspan="2">BACK DIMENSIONS</th> </tr> <tr> <th>W</th> <th>D</th> <th>H</th> <th>W</th> <th>D</th> <th>H</th> <th>W</th> <th>H</th> </tr> </thead> <tbody> <tr> <td>IN</td> <td>26</td> <td>27</td> <td>38.5</td> <td>20</td> <td>18.5</td> <td>16.5-21.5</td> <td>19.5</td> <td>20</td> </tr> <tr> <td>MM</td> <td>660</td> <td>686</td> <td>978</td> <td>508</td> <td>470</td> <td>419-546</td> <td>495</td> <td>508</td> </tr> </tbody> </table>		OVERALL DIMENSIONS			SEAT DIMENSIONS			BACK DIMENSIONS		W	D	H	W	D	H	W	H	IN	26	27	38.5	20	18.5	16.5-21.5	19.5	20	MM	660	686	978	508	470	419-546	495	508
			OVERALL DIMENSIONS			SEAT DIMENSIONS			BACK DIMENSIONS																											
		W	D	H	W	D	H	W	H																											
IN	26	27	38.5	20	18.5	16.5-21.5	19.5	20																												
MM	660	686	978	508	470	419-546	495	508																												
Ergonomic features: A, B, C, D, H, L, M, N, V																																				
	RTA 2  1 per carton  																																			
 <p><b>Multi-Tilter, Uph Back and Seat</b>                      Unit weight: 48 LB   21.8 KG                      Carton weight: 57 LB   25.85 KG                      Carton volume: 10.5 FT³   0.29 MT³</p>	List price <b>MVL3113</b> 861 Luxhide bonded leather or fabric (previously MVL3113F)																																			
	<table border="1"> <thead> <tr> <th rowspan="2"></th> <th colspan="3">OVERALL DIMENSIONS</th> <th colspan="3">SEAT DIMENSIONS</th> <th colspan="2">BACK DIMENSIONS</th> </tr> <tr> <th>W</th> <th>D</th> <th>H</th> <th>W</th> <th>D</th> <th>H</th> <th>W</th> <th>H</th> </tr> </thead> <tbody> <tr> <td>IN</td> <td>26</td> <td>27</td> <td>39.5</td> <td>20</td> <td>17.5-20.5</td> <td>17.5-22.5</td> <td>19.5</td> <td>20</td> </tr> <tr> <td>MM</td> <td>660</td> <td>686</td> <td>1003</td> <td>508</td> <td>445-521</td> <td>445-572</td> <td>495</td> <td>508</td> </tr> </tbody> </table>		OVERALL DIMENSIONS			SEAT DIMENSIONS			BACK DIMENSIONS		W	D	H	W	D	H	W	H	IN	26	27	39.5	20	17.5-20.5	17.5-22.5	19.5	20	MM	660	686	1003	508	445-521	445-572	495	508
			OVERALL DIMENSIONS			SEAT DIMENSIONS			BACK DIMENSIONS																											
		W	D	H	W	D	H	W	H																											
IN	26	27	39.5	20	17.5-20.5	17.5-22.5	19.5	20																												
MM	660	686	1003	508	445-521	445-572	495	508																												
Ergonomic features: A, B, C, D, E, F, G, H, M, N, S, V																																				
	RTA 2  1 per carton  																																			
 <p><b>Tilter, Uph Back and Seat</b>                      Unit weight: 37 LB   16.8 KG                      Carton weight: 46 LB   20.87 KG                      Carton volume: 10.5 FT³   0.29 MT³</p>	List price <b>MVL3114</b> 777 Luxhide bonded leather or fabric (previously MVL3114F)																																			
	<table border="1"> <thead> <tr> <th rowspan="2"></th> <th colspan="3">OVERALL DIMENSIONS</th> <th colspan="3">SEAT DIMENSIONS</th> <th colspan="2">BACK DIMENSIONS</th> </tr> <tr> <th>W</th> <th>D</th> <th>H</th> <th>W</th> <th>D</th> <th>H</th> <th>W</th> <th>H</th> </tr> </thead> <tbody> <tr> <td>IN</td> <td>26</td> <td>27</td> <td>38</td> <td>20</td> <td>18.5</td> <td>16-21</td> <td>19.5</td> <td>20</td> </tr> <tr> <td>MM</td> <td>660</td> <td>686</td> <td>965</td> <td>508</td> <td>470</td> <td>406-533</td> <td>495</td> <td>508</td> </tr> </tbody> </table>		OVERALL DIMENSIONS			SEAT DIMENSIONS			BACK DIMENSIONS		W	D	H	W	D	H	W	H	IN	26	27	38	20	18.5	16-21	19.5	20	MM	660	686	965	508	470	406-533	495	508
			OVERALL DIMENSIONS			SEAT DIMENSIONS			BACK DIMENSIONS																											
		W	D	H	W	D	H	W	H																											
IN	26	27	38	20	18.5	16-21	19.5	20																												
MM	660	686	965	508	470	406-533	495	508																												
Ergonomic features: A, B, C, D, H, M, N, S, V																																				
	RTA 2  1 per carton  																																			
 <p><b>Task, Uph Back and Seat</b>                      Unit weight: 32 LB   14.5 KG                      Carton weight: 41 LB   18.6 KG                      Carton volume: 10.5 FT³   0.29 MT³</p>	List price <b>MVL3116</b> 725 Luxhide bonded leather or fabric (previously MVL3116F)																																			
	<table border="1"> <thead> <tr> <th rowspan="2"></th> <th colspan="3">OVERALL DIMENSIONS</th> <th colspan="3">SEAT DIMENSIONS</th> <th colspan="2">BACK DIMENSIONS</th> </tr> <tr> <th>W</th> <th>D</th> <th>H</th> <th>W</th> <th>D</th> <th>H</th> <th>W</th> <th>H</th> </tr> </thead> <tbody> <tr> <td>IN</td> <td>26</td> <td>27</td> <td>38</td> <td>20</td> <td>18.5</td> <td>16-21</td> <td>19.5</td> <td>20</td> </tr> <tr> <td>MM</td> <td>660</td> <td>686</td> <td>965</td> <td>508</td> <td>470</td> <td>406-533</td> <td>495</td> <td>508</td> </tr> </tbody> </table>		OVERALL DIMENSIONS			SEAT DIMENSIONS			BACK DIMENSIONS		W	D	H	W	D	H	W	H	IN	26	27	38	20	18.5	16-21	19.5	20	MM	660	686	965	508	470	406-533	495	508
			OVERALL DIMENSIONS			SEAT DIMENSIONS			BACK DIMENSIONS																											
		W	D	H	W	D	H	W	H																											
IN	26	27	38	20	18.5	16-21	19.5	20																												
MM	660	686	965	508	470	406-533	495	508																												
Ergonomic features: C, D, E, H, M, N, V																																				
	RTA 2  1 per carton  																																			
 <p><b>Armless Height Adjustable Chair, Uph Back and Seat</b>                      Unit weight: 31 LB   14.1 KG                      Carton weight: 40 LB   18.14 KG                      Carton volume: 10.5 FT³   0.29 MT³</p>	List price <b>MVL3117</b> 834 Luxhide bonded leather or fabric (previously MVL3117F)																																			
	<table border="1"> <thead> <tr> <th rowspan="2"></th> <th colspan="3">OVERALL DIMENSIONS</th> <th colspan="3">SEAT DIMENSIONS</th> <th colspan="2">BACK DIMENSIONS</th> </tr> <tr> <th>W</th> <th>D</th> <th>H</th> <th>W</th> <th>D</th> <th>H</th> <th>W</th> <th>H</th> </tr> </thead> <tbody> <tr> <td>IN</td> <td>20</td> <td>27</td> <td>48</td> <td>20</td> <td>18.5</td> <td>23-33</td> <td>19.5</td> <td>20</td> </tr> <tr> <td>MM</td> <td>508</td> <td>686</td> <td>1219</td> <td>508</td> <td>470</td> <td>584-838</td> <td>495</td> <td>508</td> </tr> </tbody> </table>		OVERALL DIMENSIONS			SEAT DIMENSIONS			BACK DIMENSIONS		W	D	H	W	D	H	W	H	IN	20	27	48	20	18.5	23-33	19.5	20	MM	508	686	1219	508	470	584-838	495	508
			OVERALL DIMENSIONS			SEAT DIMENSIONS			BACK DIMENSIONS																											
		W	D	H	W	D	H	W	H																											
IN	20	27	48	20	18.5	23-33	19.5	20																												
MM	508	686	1219	508	470	584-838	495	508																												
Ergonomic features: C, D, M, N, V																																				
	RTA 2  1 per carton  																																			

DESCRIPTION

MODEL# / FEATURES



**Weight Sensing Synchro-Tilter, Uph Back and Seat**

Unit weight: 43 LB | 19.5 KG  
 Carton weight: 52 LB | 23.59 KG  
 Carton volume: 10.5 FT³ | 0.29 MT³

List price

**MVL3118**  
 Luxhide bonded leather  
 or fabric (previously MVL3118F)

932

Ergonomic features:  
 A, B, C, D, E, H, L, M, N, V



1 per carton



OVERALL DIMENSIONS

W D H

IN 26 27 39  
 MM 660 686 991

SEAT DIMENSIONS

W D H

20 17.5-20.5 16.5-21.5  
 508 445-521 419-546

BACK DIMENSIONS

W H

19.5 20  
 495 508



**Height Adjustable Chair w/Arms, Uph Back and Seat**

Unit weight: 37 LB | 16.8 KG  
 Carton weight: 46 LB | 20.87 KG  
 Carton volume: 10.5 FT³ | 0.29 MT³

List price

**MVL3119**  
 Luxhide bonded leather  
 or fabric (previously MVL3119F)

906

Ergonomic features:  
 C, D, H, M, N, V



1 per carton



OVERALL DIMENSIONS

W D H

IN 26 27 48  
 MM 660 686 1219

SEAT DIMENSIONS

W D H

20 18.5 23-33  
 508 470 584-838

BACK DIMENSIONS

W H

19.5 20  
 495 508



**Synchro-Tilter, Mesh Back and Seat**

Unit weight: 43 LB | 19.5 KG  
 Carton weight: 52 LB | 23.59 KG  
 Carton volume: 10.5 FT³ | 0.29 MT³

List price

**MVL3121**  
 Black mesh

833

Ergonomic features:  
 A, B, C, D, H, L, M, V



1 per carton



OVERALL DIMENSIONS

W D H

IN 26 27 38.5  
 MM 660 686 978

SEAT DIMENSIONS

W D H

20 18.5 16.5-21.5  
 508 470 419-546

BACK DIMENSIONS

W H

19.5 20  
 495 508



**Multi-Tilter, Mesh Back and Seat**

Unit weight: 48 LB | 21.8 KG  
 Carton weight: 57 LB | 25.85 KG  
 Carton volume: 10.5 FT³ | 0.29 MT³

List price

**MVL3123**  
 Black mesh

889

Ergonomic features:  
 A, B, C, D, E, F, G, H, M, S, V



1 per carton



OVERALL DIMENSIONS

W D H

IN 26 27 39.5  
 MM 660 686 1003

SEAT DIMENSIONS

W D H

20 17.5-20.5 17.5-22.5  
 508 445-521 445-572

BACK DIMENSIONS

W H

19.5 20  
 495 508



**Tilter, Mesh Back and Seat**

Unit weight: 37 LB | 16.8 KG  
 Carton weight: 46 LB | 20.87 KG  
 Carton volume: 10.5 FT³ | 0.29 MT³

List price

**MVL3124**  
 Black mesh

804

Ergonomic features:  
 A, B, C, D, H, M, S, V



1 per carton



OVERALL DIMENSIONS

W D H

IN 26 27 38  
 MM 660 686 965

SEAT DIMENSIONS

















W D H

20 18.5 16-21  
 508 470 406-533

BACK DIMENSIONS

W H

19.5 20  
 495 508

DESCRIPTION	MODEL# / FEATURES	List price								
 <p><b>Task, Mesh Back and Seat</b>                      Unit weight: 32 LB   14.5 KG                      Carton weight: 41 LB   18.6 KG                      Carton volume: 10.5 FT³   0.29 MT³</p>	<p><b>MVL3126</b> Black mesh</p> <p>Ergonomic features: C, D, E, H, M, V</p>	754								
		<b>OVERALL DIMENSIONS</b>			<b>SEAT DIMENSIONS</b>			<b>BACK DIMENSIONS</b>		
		<b>W</b>	<b>D</b>	<b>H</b>	<b>W</b>	<b>D</b>	<b>H</b>	<b>W</b>	<b>H</b>	
		IN 26	27	38	20	18.5	16-21	19.5	20	
		MM 660	686	965	508	470	406-533	495	508	
			<b>RTA 2</b>	 1 per carton						
 <p><b>Armless Height Adjustable Chair, Mesh Back and Seat</b>                      Unit weight: 31 LB   14.1 KG                      Carton weight: 40 LB   18.14 KG                      Carton volume: 10.5 FT³   0.29 MT³</p>	<p><b>MVL3127</b> Black mesh</p> <p>Ergonomic features: C, D, M, V</p>	861								
		<b>OVERALL DIMENSIONS</b>			<b>SEAT DIMENSIONS</b>			<b>BACK DIMENSIONS</b>		
		<b>W</b>	<b>D</b>	<b>H</b>	<b>W</b>	<b>D</b>	<b>H</b>	<b>W</b>	<b>H</b>	
		IN 20	27	48	20	18.5	23-33	19.5	20	
		MM 508	686	1219	508	470	584-838	495	508	
			<b>RTA 2</b>	 1 per carton						
 <p><b>Weight Sensing Synchro-Tilter, Mesh Back and Seat</b>                      Unit weight: 43 LB   19.5 KG                      Carton weight: 52 LB   23.59 KG                      Carton volume: 10.5 FT³   0.29 MT³</p>	<p><b>MVL3128</b> Black mesh</p> <p>Ergonomic features: A, B, C, D, E, H, L, M, V</p>	960								
		<b>OVERALL DIMENSIONS</b>			<b>SEAT DIMENSIONS</b>			<b>BACK DIMENSIONS</b>		
		<b>W</b>	<b>D</b>	<b>H</b>	<b>W</b>	<b>D</b>	<b>H</b>	<b>W</b>	<b>H</b>	
		IN 26	27	39	20	17.5-20.5	16.5-21.5	19.5	20	
		MM 660	686	991	508	445-521	419-546	495	508	
			<b>RTA 2</b>	 1 per carton						
 <p><b>Height Adjustable Chair w/Arms, Mesh Back and Seat</b>                      Unit weight: 37 LB   16.8 KG                      Carton weight: 46 LB   20.87 KG                      Carton volume: 10.5 FT³   0.29 MT³</p>	<p><b>MVL3129</b> Black mesh</p> <p>Ergonomic features: C, D, H, M, V</p>	932								
		<b>OVERALL DIMENSIONS</b>			<b>SEAT DIMENSIONS</b>			<b>BACK DIMENSIONS</b>		
		<b>W</b>	<b>D</b>	<b>H</b>	<b>W</b>	<b>D</b>	<b>H</b>	<b>W</b>	<b>H</b>	
		IN 26	27	48	20	18.5	23-33	19.5	20	
		MM 660	686	1219	508	470	584-838	495	508	
			<b>RTA 2</b>	 1 per carton						

BETA



model MVL2729



model MVL2718

STANDARD FEATURES

















- Posture task chairs. Canadian made.
- Generous size seat and back, fully upholstered.
- Standard with height adjustable T-arms with durable self-skinned urethane (SSU) armcaps (except armless models).
- Height adjustable chairs are equipped with an adjustable Chrome footrest.
- Dual wheel carpet casters (C65) are standard.
- Can be upholstered in all Global grade 1 seating textiles with the exception of Luxhide (see page 149).
- Compliant with the emissions guidelines set by the GREENGUARD Environmental Institute.
- Limited Lifetime Warranty (5-year exceptions apply - see page 153).
- Weight capacity for this series is 300 lbs.


CHAIR ADJUSTMENTS

- Infinite back angle and back height adjustment.
- Pneumatic seat height adjustment.

OPTIONAL FEATURES

- For hard surface flooring casters, please specify (C65R). Add \$20/set.

DESCRIPTION	MODEL# / FEATURES																																
 <p><b>Height Adjustable Armless Posture Task</b>                      Unit weight: 41 LB   18.6 KG                      Carton weight: 46 LB   20.87 KG                      Carton volume: 6.75 FT³   0.19 MT³</p>	<p>List price</p> <p><b>MVL2718</b> 507</p>																																
	<table border="1"> <thead> <tr> <th colspan="3">OVERALL DIMENSIONS</th> <th colspan="3">SEAT DIMENSIONS</th> <th colspan="2">BACK DIMENSIONS</th> </tr> <tr> <th>W</th> <th>D</th> <th>H</th> <th>W</th> <th>D</th> <th>H</th> <th>W</th> <th>H</th> </tr> </thead> <tbody> <tr> <td>IN 20.5</td> <td>23.5</td> <td>44</td> <td>20.5</td> <td>16.5</td> <td>22-30</td> <td>18.5</td> <td>16-19</td> </tr> <tr> <td>MM 521</td> <td>597</td> <td>1118</td> <td>521</td> <td>419</td> <td>559-762</td> <td>470</td> <td>406-483</td> </tr> </tbody> </table>	OVERALL DIMENSIONS			SEAT DIMENSIONS			BACK DIMENSIONS		W	D	H	W	D	H	W	H	IN 20.5	23.5	44	20.5	16.5	22-30	18.5	16-19	MM 521	597	1118	521	419	559-762	470	406-483
	OVERALL DIMENSIONS			SEAT DIMENSIONS			BACK DIMENSIONS																										
	W	D	H	W	D	H	W	H																									
IN 20.5	23.5	44	20.5	16.5	22-30	18.5	16-19																										
MM 521	597	1118	521	419	559-762	470	406-483																										
<p>Ergonomic features: C, D, G, M, N</p> <p>RTA 2  1 per carton  </p>																																	
 <p><b>Height Adjustable Posture Task w/Arms</b>                      Unit weight: 46 LB   20.9 KG                      Carton weight: 51 LB   23.13 KG                      Carton volume: 6.75 FT³   0.19 MT³</p>	<p>List price</p> <p><b>MVL2719</b> 592</p>																																
	<table border="1"> <thead> <tr> <th colspan="3">OVERALL DIMENSIONS</th> <th colspan="3">SEAT DIMENSIONS</th> <th colspan="2">BACK DIMENSIONS</th> </tr> <tr> <th>W</th> <th>D</th> <th>H</th> <th>W</th> <th>D</th> <th>H</th> <th>W</th> <th>H</th> </tr> </thead> <tbody> <tr> <td>IN 24.5</td> <td>23.5</td> <td>44</td> <td>20.5</td> <td>16.5</td> <td>22-30</td> <td>18.5</td> <td>16-19</td> </tr> <tr> <td>MM 622</td> <td>597</td> <td>1118</td> <td>521</td> <td>419</td> <td>559-762</td> <td>470</td> <td>406-483</td> </tr> </tbody> </table>	OVERALL DIMENSIONS			SEAT DIMENSIONS			BACK DIMENSIONS		W	D	H	W	D	H	W	H	IN 24.5	23.5	44	20.5	16.5	22-30	18.5	16-19	MM 622	597	1118	521	419	559-762	470	406-483
	OVERALL DIMENSIONS			SEAT DIMENSIONS			BACK DIMENSIONS																										
	W	D	H	W	D	H	W	H																									
IN 24.5	23.5	44	20.5	16.5	22-30	18.5	16-19																										
MM 622	597	1118	521	419	559-762	470	406-483																										
<p>Ergonomic features: C, D, G, H, M, N</p> <p>RTA 2  1 per carton  </p>																																	
 <p><b>Armless Posture Task</b>                      Unit weight: 27 LB   12.3 KG                      Carton weight: 31 LB   14.06 KG                      Carton volume: 4.9 FT³   0.13 MT³</p>	<p>List price</p> <p><b>MVL2728</b> 328</p>																																
	<table border="1"> <thead> <tr> <th colspan="3">OVERALL DIMENSIONS</th> <th colspan="3">SEAT DIMENSIONS</th> <th colspan="2">BACK DIMENSIONS</th> </tr> <tr> <th>W</th> <th>D</th> <th>H</th> <th>W</th> <th>D</th> <th>H</th> <th>W</th> <th>H</th> </tr> </thead> <tbody> <tr> <td>IN 20.5</td> <td>22</td> <td>38.5</td> <td>20.5</td> <td>17</td> <td>16.5-21.5</td> <td>18.5</td> <td>16-20</td> </tr> <tr> <td>MM 521</td> <td>559</td> <td>978</td> <td>521</td> <td>432</td> <td>419-546</td> <td>470</td> <td>406-508</td> </tr> </tbody> </table>	OVERALL DIMENSIONS			SEAT DIMENSIONS			BACK DIMENSIONS		W	D	H	W	D	H	W	H	IN 20.5	22	38.5	20.5	17	16.5-21.5	18.5	16-20	MM 521	559	978	521	432	419-546	470	406-508
	OVERALL DIMENSIONS			SEAT DIMENSIONS			BACK DIMENSIONS																										
	W	D	H	W	D	H	W	H																									
IN 20.5	22	38.5	20.5	17	16.5-21.5	18.5	16-20																										
MM 521	559	978	521	432	419-546	470	406-508																										
<p>Ergonomic features: C, D, G, M, N</p> <p>RTA 2  1 per carton  </p>																																	
 <p><b>Posture Task w/Arms</b>                      Unit weight: 33 LB   15 KG                      Carton weight: 38 LB   17.24 KG                      Carton volume: 6.75 FT³   0.19 MT³</p>	<p>List price</p> <p><b>MVL2729</b> 415</p>																																
	<table border="1"> <thead> <tr> <th colspan="3">OVERALL DIMENSIONS</th> <th colspan="3">SEAT DIMENSIONS</th> <th colspan="2">BACK DIMENSIONS</th> </tr> <tr> <th>W</th> <th>D</th> <th>H</th> <th>W</th> <th>D</th> <th>H</th> <th>W</th> <th>H</th> </tr> </thead> <tbody> <tr> <td>IN 24</td> <td>22</td> <td>38.5</td> <td>20.5</td> <td>17</td> <td>16.5-21.5</td> <td>18.5</td> <td>16-20</td> </tr> <tr> <td>MM 610</td> <td>559</td> <td>978</td> <td>521</td> <td>432</td> <td>419-546</td> <td>470</td> <td>406-508</td> </tr> </tbody> </table>	OVERALL DIMENSIONS			SEAT DIMENSIONS			BACK DIMENSIONS		W	D	H	W	D	H	W	H	IN 24	22	38.5	20.5	17	16.5-21.5	18.5	16-20	MM 610	559	978	521	432	419-546	470	406-508
	OVERALL DIMENSIONS			SEAT DIMENSIONS			BACK DIMENSIONS																										
	W	D	H	W	D	H	W	H																									
IN 24	22	38.5	20.5	17	16.5-21.5	18.5	16-20																										
MM 610	559	978	521	432	419-546	470	406-508																										
<p>Ergonomic features: C, D, G, H, M, N</p> <p>RTA 2  1 per carton  </p>																																	

DESCRIPTION	MODEL# / FEATURES	List price							
 <p><b>Height Adjustable T-Arms - 1 pair</b>                      Unit weight: 8 LB   3.6 KG                      Carton weight: 10 LB   4.54 KG                      Carton volume: 1.3 FT³   0.03 MT³</p>	<b>MVL2784</b>	113							
		OVERALL DIMENSIONS			SEAT DIMENSIONS			BACK DIMENSIONS	
		W	D	H	W	D	H	W	H
	IN	3	10	12	-	-	-	-	-
	MM	76	254	305	-	-	-	-	-
	<b>RTA 00</b>	1 pair per carton (pricing is for the pair, specifications are for one arm)							

## BOLT



model OTG11510B

### STANDARD FEATURES




- Value priced mesh seating.
- Breathable mesh back.
- Scuff resistant arched base.
- Standard with height adjustable T-arms with durable self-skinned urethane (SSU) armcaps.
- Dual wheel carpet casters (C65) are standard.
- Only available in Black mesh fabric (MS20) seat with Black mesh back.
- Compliant with the emissions guidelines set by the GREENGUARD Environmental Institute.
- Limited Lifetime Warranty (2-year exceptions apply - see page 153).
- Weight capacity for this series is 300 lbs.

### CHAIR ADJUSTMENTS

- Center tilt with upright position tilt lock.
- Tilt tension adjustment.
- Pneumatic seat height adjustment.

### OPTIONAL FEATURES

- Hard surface flooring casters (**C65R**) can be purchased separately. Add \$91/set.

DESCRIPTION	MODEL# / FEATURES	List price								
 <p><b>Tilter, Mesh Back</b>                      Unit weight: 30 LB   13.6 KG                      Carton weight: 36 LB   16.33 KG                      Carton volume: 4.6 FT³   0.13 MT³</p>	<b>OTG11510B</b>	496								
		OVERALL DIMENSIONS			SEAT DIMENSIONS			BACK DIMENSIONS		
		W	D	H	W	D	H	W	H	
	IN	25	21.5	35.5	19.5	17	17.5-21.5	18	16.5	
	MM	635	546	902	495	432	445-546	457	419	
	<b>RTA 8</b>		1 per carton							
	Ergonomic features: A, B, C, H, M, N, S									

## BRIGHTON



model MVL2787

### STANDARD FEATURES

- High back management chair.
- High comfort design, Canadian made.
- Contoured seat and back with integrated headrest.
- Black arms and base.
- Loop arms with upholstered armcaps.
- Dual wheel carpet casters (C65) are standard.
- Seating surfaces can be upholstered in Luxhide bonded leather, in various colors (see page 149).
- Compliant with the emissions guidelines set by the GREENGUARD Environmental Institute.





- Limited Lifetime Warranty (5-year exceptions apply - see page 153).
- Weight capacity for this series is 300 lbs.

### CHAIR ADJUSTMENTS

- Center tilt with upright position tilt lock.
- Tilt tension adjustment.
- Pneumatic seat height adjustment.

### OPTIONAL FEATURES

- For hard surface flooring casters, please specify (**C65R**). Add \$20/set.

DESCRIPTION	MODEL# / FEATURES	List price									
 <p><b>High Back Tilter</b>                      Unit weight: 42 LB   19.1 KG                      Carton weight: 54 LB   24.49 KG                      Carton volume: 10.5 FT³   0.29 MT³</p>	<b>MVL2787</b>	687									
		OVERALL DIMENSIONS			SEAT DIMENSIONS			BACK DIMENSIONS			
		W	D	H	W	D	H	W	H		
	IN	26.5	28	44	21.5	20	16-21	20	25.5		
	MM	673	711	1118	546	508	406-533	508	648		
	<b>RTA 8</b>		1 per carton								
	Ergonomic features: A, B, C, M, N, S										



CAMAN



model MVL11886



model MVL11888

STANDARD FEATURES

- Canadian made.
- Welded steel frame in Black finish.
- Fixed arms with self-skinned urethane (SSU) armcaps.
- Dual wheel carpet casters (C65) are standard (except guest chairs).
- Seating surfaces can be upholstered in Luxhide bonded leather, in various colors or in all Global grade 1 seating textiles (see page 149).
- Compliant with the emissions guidelines set by the GREENGUARD Environmental Institute.
- Limited Lifetime Warranty (5-year exceptions apply - see page 153).
- Weight capacity for this series is 300 lbs.

TILTER CHAIR ADJUSTMENTS




- Center tilt with upright position tilt lock
- Tilt tension adjustment.
- Pneumatic seat height adjustment.

OPTIONAL FEATURES

- For hard surface flooring casters, please specify (C65R). Add \$20/set.

ALTERNATE TEXTILE OPTIONS

- Graded-in textiles are available. No minimum quantities. Contact Customer Service for pricing.

DESCRIPTION	MODEL# / FEATURES																																			
 <p><b>High Back Tilter</b> Unit weight: 31 LB   14.1 KG Carton weight: 35 LB   15.88 KG Carton volume: 20.25 FT<sup>3</sup>   0.57 MT<sup>3</sup></p>	<p>List price</p> <p><b>MVL11886</b> 485 Luxhide bonded leather or fabric (previously MVL11886F)</p> <table border="1"> <thead> <tr> <th rowspan="2"></th> <th colspan="3">OVERALL DIMENSIONS</th> <th colspan="3">SEAT DIMENSIONS</th> <th colspan="2">BACK DIMENSIONS</th> </tr> <tr> <th>W</th> <th>D</th> <th>H</th> <th>W</th> <th>D</th> <th>H</th> <th>W</th> <th>H</th> </tr> </thead> <tbody> <tr> <td>IN</td> <td>25</td> <td>27</td> <td>40</td> <td>20.5</td> <td>18</td> <td>16-20</td> <td>19.5</td> <td>22.5</td> </tr> <tr> <td>MM</td> <td>635</td> <td>686</td> <td>1016</td> <td>521</td> <td>457</td> <td>406-508</td> <td>495</td> <td>572</td> </tr> </tbody> </table> <p>Ergonomic features: A, B, C, M, N, S</p> <p>RTA 00 2 per carton</p> <p>CANADA GREENGUARD certified</p>		OVERALL DIMENSIONS			SEAT DIMENSIONS			BACK DIMENSIONS		W	D	H	W	D	H	W	H	IN	25	27	40	20.5	18	16-20	19.5	22.5	MM	635	686	1016	521	457	406-508	495	572
			OVERALL DIMENSIONS			SEAT DIMENSIONS			BACK DIMENSIONS																											
		W	D	H	W	D	H	W	H																											
IN	25	27	40	20.5	18	16-20	19.5	22.5																												
MM	635	686	1016	521	457	406-508	495	572																												
 <p><b>Medium Back Tilter</b> Unit weight: 31 LB   14.1 KG Carton weight: 35 LB   15.88 KG Carton volume: 20.25 FT<sup>3</sup>   0.57 MT<sup>3</sup></p>	<p>List price</p> <p><b>MVL11887</b> 472 Luxhide bonded leather or fabric (previously MVL11887F)</p> <table border="1"> <thead> <tr> <th rowspan="2"></th> <th colspan="3">OVERALL DIMENSIONS</th> <th colspan="3">SEAT DIMENSIONS</th> <th colspan="2">BACK DIMENSIONS</th> </tr> <tr> <th>W</th> <th>D</th> <th>H</th> <th>W</th> <th>D</th> <th>H</th> <th>W</th> <th>H</th> </tr> </thead> <tbody> <tr> <td>IN</td> <td>24.5</td> <td>24.5</td> <td>35</td> <td>20</td> <td>18</td> <td>16-20</td> <td>20</td> <td>17.5</td> </tr> <tr> <td>MM</td> <td>622</td> <td>622</td> <td>889</td> <td>508</td> <td>457</td> <td>406-508</td> <td>508</td> <td>445</td> </tr> </tbody> </table> <p>Ergonomic features: A, B, C, M, N, S</p> <p>RTA 00 2 per carton</p> <p>CANADA GREENGUARD certified</p>		OVERALL DIMENSIONS			SEAT DIMENSIONS			BACK DIMENSIONS		W	D	H	W	D	H	W	H	IN	24.5	24.5	35	20	18	16-20	20	17.5	MM	622	622	889	508	457	406-508	508	445
			OVERALL DIMENSIONS			SEAT DIMENSIONS			BACK DIMENSIONS																											
		W	D	H	W	D	H	W	H																											
IN	24.5	24.5	35	20	18	16-20	20	17.5																												
MM	622	622	889	508	457	406-508	508	445																												
 <p><b>Medium Back Guest Chair - Sled Base</b> Unit weight: 23 LB   10.5 KG Carton weight: 27 LB   12.25 KG Carton volume: 20.25 FT<sup>3</sup>   0.57 MT<sup>3</sup></p>	<p>List price</p> <p><b>MVL11888</b> 408 Luxhide bonded leather or fabric (previously MVL11888F)</p> <table border="1"> <thead> <tr> <th rowspan="2"></th> <th colspan="3">OVERALL DIMENSIONS</th> <th colspan="3">SEAT DIMENSIONS</th> <th colspan="2">BACK DIMENSIONS</th> </tr> <tr> <th>W</th> <th>D</th> <th>H</th> <th>W</th> <th>D</th> <th>H</th> <th>W</th> <th>H</th> </tr> </thead> <tbody> <tr> <td>IN</td> <td>24.5</td> <td>25</td> <td>33</td> <td>20</td> <td>18</td> <td>17</td> <td>20</td> <td>17</td> </tr> <tr> <td>MM</td> <td>622</td> <td>635</td> <td>838</td> <td>508</td> <td>457</td> <td>432</td> <td>508</td> <td>432</td> </tr> </tbody> </table> <p>Ergonomic features: M, N</p> <p>RTA 00 2 per carton</p> <p>CANADA GREENGUARD certified</p>		OVERALL DIMENSIONS			SEAT DIMENSIONS			BACK DIMENSIONS		W	D	H	W	D	H	W	H	IN	24.5	25	33	20	18	17	20	17	MM	622	635	838	508	457	432	508	432
			OVERALL DIMENSIONS			SEAT DIMENSIONS			BACK DIMENSIONS																											
		W	D	H	W	D	H	W	H																											
IN	24.5	25	33	20	18	17	20	17																												
MM	622	635	838	508	457	432	508	432																												

CARLETON **NEW** - For availability, contact Customer service



model OTG11359

**STANDARD FEATURES**





- Available in high back and extended high back models.
- S-curve back shape for support of lumbar, shoulders and head.
- Contoured seat with waterfall seat front.
- Standard with height adjustable T-arms with durable self-skinned urethane (SSU) armcaps.
- Dual wheel carpet casters (C1) are standard.
- Seating surfaces are upholstered in Graphite polyester only.
- Compliant with the emissions guidelines set by the GREENGUARD Environmental Institute.
- Limited Lifetime Warranty (2-year exceptions apply - see page 153).
- Weight capacity for this series is 300 lbs.

**CHAIR ADJUSTMENTS**

- Center tilt with upright position tilt lock.
- Tilt tension adjustment.
- Pneumatic seat height adjustment.

**OPTIONAL FEATURES**

- Hard surface flooring casters (**C9R**) can be purchased separately. Add \$91/set.

DESCRIPTION		MODEL# / FEATURES																																				
 <p><b>High Back Tilter</b> Unit weight: 35 LB   15.9 KG Carton weight: 42 LB   19.05 KG Carton volume: 6.5 FT³   0.18 MT³</p>		List price																																				
		<b>OTG11358</b>	590																																			
 <p><b>Extended High Back Tilter</b> Unit weight: 35.5 LB   16.1 KG Carton weight: 43 LB   19.5 KG Carton volume: 7 FT³   0.19 MT³</p>		List price																																				
		<b>OTG11359</b>	620																																			
		<table border="1"> <thead> <tr> <th colspan="3">OVERALL DIMENSIONS</th> <th colspan="3">SEAT DIMENSIONS</th> <th colspan="2">BACK DIMENSIONS</th> </tr> <tr> <th></th> <th>W</th> <th>D</th> <th>H</th> <th>W</th> <th>D</th> <th>H</th> <th>W</th> <th>H</th> </tr> </thead> <tbody> <tr> <td>IN</td> <td>25</td> <td>27.5</td> <td>43</td> <td>19.5</td> <td>19</td> <td>18.5-22.5</td> <td>19</td> <td>22.5</td> </tr> <tr> <td>MM</td> <td>635</td> <td>699</td> <td>1092</td> <td>495</td> <td>483</td> <td>470-572</td> <td>483</td> <td>572</td> </tr> </tbody> </table>		OVERALL DIMENSIONS			SEAT DIMENSIONS			BACK DIMENSIONS			W	D	H	W	D	H	W	H	IN	25	27.5	43	19.5	19	18.5-22.5	19	22.5	MM	635	699	1092	495	483	470-572	483	572
OVERALL DIMENSIONS			SEAT DIMENSIONS			BACK DIMENSIONS																																
	W	D	H	W	D	H	W	H																														
IN	25	27.5	43	19.5	19	18.5-22.5	19	22.5																														
MM	635	699	1092	495	483	470-572	483	572																														
		<table border="1"> <thead> <tr> <th colspan="3">OVERALL DIMENSIONS</th> <th colspan="3">SEAT DIMENSIONS</th> <th colspan="2">BACK DIMENSIONS</th> </tr> <tr> <th></th> <th>W</th> <th>D</th> <th>H</th> <th>W</th> <th>D</th> <th>H</th> <th>W</th> <th>H</th> </tr> </thead> <tbody> <tr> <td>IN</td> <td>25</td> <td>28</td> <td>47</td> <td>19.5</td> <td>19</td> <td>18.5-22.5</td> <td>19</td> <td>28</td> </tr> <tr> <td>MM</td> <td>635</td> <td>711</td> <td>1194</td> <td>495</td> <td>483</td> <td>470-572</td> <td>483</td> <td>711</td> </tr> </tbody> </table>		OVERALL DIMENSIONS			SEAT DIMENSIONS			BACK DIMENSIONS			W	D	H	W	D	H	W	H	IN	25	28	47	19.5	19	18.5-22.5	19	28	MM	635	711	1194	495	483	470-572	483	711
OVERALL DIMENSIONS			SEAT DIMENSIONS			BACK DIMENSIONS																																
	W	D	H	W	D	H	W	H																														
IN	25	28	47	19.5	19	18.5-22.5	19	28																														
MM	635	711	1194	495	483	470-572	483	711																														
		<p>Ergonomic features: A, B, C, H, M, N, S</p>																																				
		<p>courier 1 per carton </p>																																				
		<p>Ergonomic features: A, B, C, H, M, N, S</p>																																				
		<p>courier 1 per carton </p>																																				



CENTRO



model OTG3915

STANDARD FEATURES

- Multi-purpose guest chair.
- Durable oval steel four-legged frame.
- Contoured back and seat cushions with waterfall seat edge.
- Upholstered armcaps.
- Seating surfaces are upholstered in Black Luxhide bonded leather.
- Compliant with the emissions guidelines set by the GREENGUARD Environmental Institute.
- Limited Lifetime Warranty (2-year exceptions apply - see page 153).
- Weight capacity for this series is 300 lbs.

DESCRIPTION	MODEL# / FEATURES	List price								
 <p><b>Guest Chair</b>                      Unit weight: 26 LB   11.8 KG                      Carton weight: 30 LB   13.61 KG                      Carton volume: 6.25 FT<sup>3</sup>   0.17 M<sup>3</sup></p>	<b>OTG3915</b>  Ergonomic features: M, N	403								
		OVERALL DIMENSIONS			SEAT DIMENSIONS			BACK DIMENSIONS		
		W	D	H	W	D	H	W	H	
IN 24.5	27	33.5	21.5	18.5	17	21.5	16			
MM 622	686	851	546	470	432	546	406			
RTA 8		courier	1 per carton							

COBALT



model MVL2785

STANDARD FEATURES




- General purpose medium back tilter. Canadian made.
- Standard with height adjustable T-arms with durable self-skinned urethane (SSU) armcaps.
- Dual wheel carpet casters (C65) are standard.
- Seating surfaces can be upholstered in Luxhide bonded leather, in various colors or in all Global grade 1 seating textiles (see page 149).
- Compliant with the emissions guidelines set by the GREENGUARD Environmental Institute.
- Limited Lifetime Warranty (5-year exceptions apply - see page 153).
- Weight capacity for this series is 300 lbs.

CHAIR ADJUSTMENTS

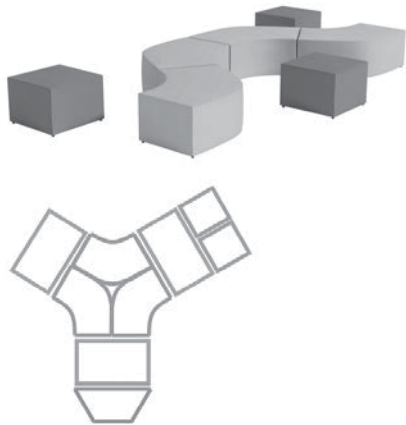
- Center tilt with upright position tilt lock.
- Tilt tension adjustment.
- Pneumatic seat height adjustment.

OPTIONAL FEATURES

- For hard surface flooring casters, please specify (C65R). Add \$20/set.

DESCRIPTION	MODEL# / FEATURES	List price								
 <p><b>Medium Back Tilter</b>                      Unit weight: 35 LB   15.9 KG                      Carton weight: 40 LB   18.14 KG                      Carton volume: 5.5 FT<sup>3</sup>   0.15 MT<sup>3</sup></p>	<p><b>MVL2785</b>                      Luxhide bonded leather or fabric (previously MVL2785F)</p>	436								
	<p>Ergonomic features:                      A, B, C, H, M, N, S</p>	<p>RTA 2</p>	<p>courier</p>	<p>1 per carton</p>						
		<p><b>OVERALL DIMENSIONS</b></p>			<p><b>SEAT DIMENSIONS</b></p>			<p><b>BACK DIMENSIONS</b></p>		
		<p>W</p>	<p>D</p>	<p>H</p>	<p>W</p>	<p>D</p>	<p>H</p>	<p>W</p>	<p>H</p>	
		<p>IN 25.5</p>	<p>24.5</p>	<p>36</p>	<p>20</p>	<p>17</p>	<p>15.5-19.5</p>	<p>18.5</p>	<p>18</p>	
		<p>MM 648</p>	<p>622</p>	<p>914</p>	<p>508</p>	<p>432</p>	<p>394-495</p>	<p>470</p>	<p>457</p>	

CRAFT



**Sample layout**  
Two square units, three rectangle units, three curve-120 degree units, one wedge unit



**3-way layout**  
Three curve-120 degree units, three half round units and three round units



**Collaborative pod layout**  
Six wedge units



**Collaborative layout**  
Six curve-120 degree units, six round units



**Sample layout**  
Two wedge units



**Sample layout**  
Two half round units

STANDARD FEATURES

- Craft is a modular lounge seating series that is easy to configure, durable and ideal for open spaces.
- Modular non-handed components, can be reconfigured to suit your space.
- Curve-120 degree units can create 3-way and collaborative pod configurations.
- Cushions are fully upholstered and mounted on 1.5" high nylon glides.
- Can be upholstered in all Global grade 1 seating textiles or in Luxhide bonded leather (see page 149).
- Compliant with the emissions guidelines set by the GREENGUARD Environmental Institute.
- Limited Lifetime Warranty (5-year exceptions apply - see page 153).
- Weight capacity for this series is 300 lbs. per seat.

OPTIONAL FEATURES

- For dual wheel carpet casters, please specify (C107). Add \$40.
- For hard surface flooring casters, please specify (C107R). Add \$56.

ALTERNATE TEXTILE OPTIONS

- Graded-in textiles are available. No minimum quantities. Contact Customer Service for pricing.

COMPLIMENTARY TABLES AVAILABLE

- Perfect partner for Craft Seating (see page 30).

DESCRIPTION

MODEL# / FEATURES

List price

MVL13007

376



**Round 20" Unit**  
Unit weight: 17 LB | 7.7 KG  
Carton weight: 23 LB | 10.43 KG  
Carton volume: 5.25 FT³ | 0.14 MT³

OVERALL DIMENSIONS

	W	D	H
IN	20	20	17.5
MM	508	508	445

SEAT DIMENSIONS

	W	D	H
	-	-	-
	-	-	-

BACK DIMENSIONS

	W	H
	-	-
	-	-

RTA 1



1 per carton



List price

MVL13008

491



**Half Round 40" Unit**  
Unit weight: 33 LB | 15 KG  
Carton weight: 41 LB | 18.6 KG  
Carton volume: 9.5 FT³ | 0.26 MT³

OVERALL DIMENSIONS

	W	D	H
IN	40	21	17.5
MM	1016	533	445

SEAT DIMENSIONS

	W	D	H
	-	-	-
	-	-	-

BACK DIMENSIONS

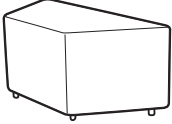












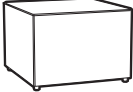



	W	H
	-	-
	-	-

RTA 1

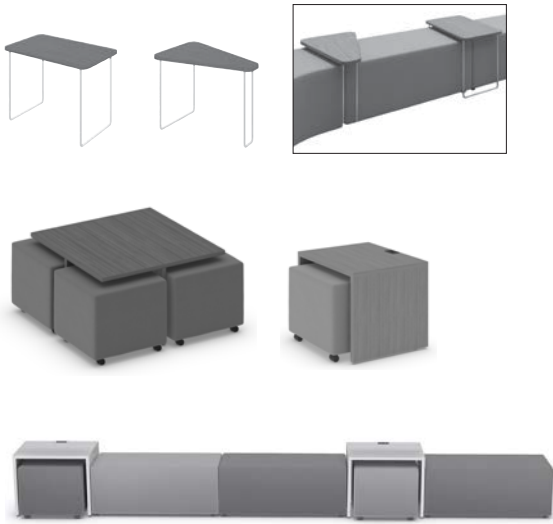


1 per carton



DESCRIPTION	MODEL# / FEATURES																																				
 <b>Wedge Unit</b> Unit weight: 29 LB   13.2 KG Carton weight: 37 LB   16.78 KG Carton volume: 8 FT³   0.22 MT³	List price																																				
	<b>MVL13009</b>	491																																			
	<table border="1"> <thead> <tr> <th rowspan="2"></th> <th colspan="3">OVERALL DIMENSIONS</th> <th colspan="3">SEAT DIMENSIONS</th> <th colspan="2">BACK DIMENSIONS</th> </tr> <tr> <th>W</th> <th>D</th> <th>H</th> <th>W</th> <th>D</th> <th>H</th> <th>W</th> <th>H</th> </tr> </thead> <tbody> <tr> <td>IN</td> <td>40</td> <td>17.75</td> <td>17.5</td> <td>-</td> <td>-</td> <td>-</td> <td>-</td> <td>-</td> </tr> <tr> <td>MM</td> <td>1016</td> <td>451</td> <td>445</td> <td>-</td> <td>-</td> <td>-</td> <td>-</td> <td>-</td> </tr> </tbody> </table>			OVERALL DIMENSIONS			SEAT DIMENSIONS			BACK DIMENSIONS		W	D	H	W	D	H	W	H	IN	40	17.75	17.5	-	-	-	-	-	MM	1016	451	445	-	-	-	-	-
		OVERALL DIMENSIONS			SEAT DIMENSIONS			BACK DIMENSIONS																													
		W	D	H	W	D	H	W	H																												
IN	40	17.75	17.5	-	-	-	-	-																													
MM	1016	451	445	-	-	-	-	-																													
  1 per carton  																																					
 <b>Curve-120 Degree Unit</b> Unit weight: 37 LB   16.8 KG Carton weight: 49 LB   22.23 KG Carton volume: 13.25 FT³   0.37 MT³	List price																																				
	<b>MVL13010</b>	578																																			
	<table border="1"> <thead> <tr> <th rowspan="2"></th> <th colspan="3">OVERALL DIMENSIONS</th> <th colspan="3">SEAT DIMENSIONS</th> <th colspan="2">BACK DIMENSIONS</th> </tr> <tr> <th>W</th> <th>D</th> <th>H</th> <th>W</th> <th>D</th> <th>H</th> <th>W</th> <th>H</th> </tr> </thead> <tbody> <tr> <td>IN</td> <td>43.5</td> <td>27.5</td> <td>17.5</td> <td>-</td> <td>-</td> <td>-</td> <td>-</td> <td>-</td> </tr> <tr> <td>MM</td> <td>1105</td> <td>699</td> <td>445</td> <td>-</td> <td>-</td> <td>-</td> <td>-</td> <td>-</td> </tr> </tbody> </table>			OVERALL DIMENSIONS			SEAT DIMENSIONS			BACK DIMENSIONS		W	D	H	W	D	H	W	H	IN	43.5	27.5	17.5	-	-	-	-	-	MM	1105	699	445	-	-	-	-	-
		OVERALL DIMENSIONS			SEAT DIMENSIONS			BACK DIMENSIONS																													
		W	D	H	W	D	H	W	H																												
IN	43.5	27.5	17.5	-	-	-	-	-																													
MM	1105	699	445	-	-	-	-	-																													
 1 per carton  																																					
 <b>Rectangle Unit</b> Unit weight: 37 LB   16.8 KG Carton weight: 47 LB   21.32 KG Carton volume: 9.5 FT³   0.26 MT³	List price																																				
	<b>MVL13011</b>	462																																			
	<table border="1"> <thead> <tr> <th rowspan="2"></th> <th colspan="3">OVERALL DIMENSIONS</th> <th colspan="3">SEAT DIMENSIONS</th> <th colspan="2">BACK DIMENSIONS</th> </tr> <tr> <th>W</th> <th>D</th> <th>H</th> <th>W</th> <th>D</th> <th>H</th> <th>W</th> <th>H</th> </tr> </thead> <tbody> <tr> <td>IN</td> <td>40</td> <td>20</td> <td>17.5</td> <td>-</td> <td>-</td> <td>-</td> <td>-</td> <td>-</td> </tr> <tr> <td>MM</td> <td>1016</td> <td>508</td> <td>445</td> <td>-</td> <td>-</td> <td>-</td> <td>-</td> <td>-</td> </tr> </tbody> </table>			OVERALL DIMENSIONS			SEAT DIMENSIONS			BACK DIMENSIONS		W	D	H	W	D	H	W	H	IN	40	20	17.5	-	-	-	-	-	MM	1016	508	445	-	-	-	-	-
		OVERALL DIMENSIONS			SEAT DIMENSIONS			BACK DIMENSIONS																													
		W	D	H	W	D	H	W	H																												
IN	40	20	17.5	-	-	-	-	-																													
MM	1016	508	445	-	-	-	-	-																													
  1 per carton  																																					
 <b>Square Unit</b> Unit weight: 22 LB   10 KG Carton weight: 28 LB   12.7 KG Carton volume: 5.25 FT³   0.14 MT³	List price																																				
	<b>MVL13012</b>	347																																			
	<table border="1"> <thead> <tr> <th rowspan="2"></th> <th colspan="3">OVERALL DIMENSIONS</th> <th colspan="3">SEAT DIMENSIONS</th> <th colspan="2">BACK DIMENSIONS</th> </tr> <tr> <th>W</th> <th>D</th> <th>H</th> <th>W</th> <th>D</th> <th>H</th> <th>W</th> <th>H</th> </tr> </thead> <tbody> <tr> <td>IN</td> <td>20</td> <td>20</td> <td>17.5</td> <td>-</td> <td>-</td> <td>-</td> <td>-</td> <td>-</td> </tr> <tr> <td>MM</td> <td>508</td> <td>508</td> <td>445</td> <td>-</td> <td>-</td> <td>-</td> <td>-</td> <td>-</td> </tr> </tbody> </table>			OVERALL DIMENSIONS			SEAT DIMENSIONS			BACK DIMENSIONS		W	D	H	W	D	H	W	H	IN	20	20	17.5	-	-	-	-	-	MM	508	508	445	-	-	-	-	-
		OVERALL DIMENSIONS			SEAT DIMENSIONS			BACK DIMENSIONS																													
		W	D	H	W	D	H	W	H																												
IN	20	20	17.5	-	-	-	-	-																													
MM	508	508	445	-	-	-	-	-																													
  1 per carton  																																					

CRAFT TABLES



STANDARD FEATURES

- Craft tables are the perfect partner to Craft seating products in creating casual meeting solutions for today's workplace and learning environments.
- Overtables are designed to overlap Craft seating units or to be used alone. Overtables are easy to move wherever needed.
- Coffee and side tables provide a convenient place to set your drinks, a light lunch or your personal devices during an impromptu discussion.
- Coffee and side tables help to anchor a space and provide nesting spaces to keep the area tidy when mobile Craft cubes are not in use.
- Side tables are optional with cutouts to accommodate to power or USB charging modules. Modules to be ordered separately.

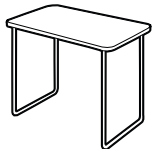
FINISHES

- Docking tables may be ordered in any of the standard laminate finishes below; including two tone where the top is in one finish and the base in another at no upcharge.
  - Overtable tops may be ordered in any of the standard laminate finishes below. Legs in are Chrome finish only.
- |     |                 |     |                 |
|-----|-----------------|-----|-----------------|
| ACJ | Absolute Acajou | NBL | Noce Bionco     |
| ASN | Asian Night     | NGL | Noce Grigio     |
| AWC | Avant Cherry    | NEL | Noce Leggero    |
| AWH | Avant Honey     | NML | Noce Medio      |
| CMB | Clear Maple     | SKC | Shaker Cherry   |
| DES | Dark Espresso   | TWL | Tiger Walnut    |
| DWT | Designer White  | WHC | White Chocolate |
| HGT | Hayden Grey     | WCR | Winter Cherry   |

CONSTRUCTION

- **Docking tables:**
  - 1" thick thermally fused laminate surfaces with 2mm thick matching edgeband.
  - Equipped with levelers for uneven surfaces.
  - When square cubes are fully nested, the cubes extend 3" beyond the perimeter of the laminate as an invitation to be pulled out and used again.
- **Overtables:**
  - 11/16" thick thermally fused laminate top with matching self edge.
  - 1/2" diameter steel wire legs. Legs include clear polycarbonate glides.
  - Sized to overlap Craft seating.

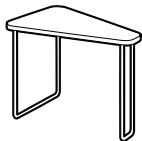
CRAFT TABLES	MODEL #	DIMENSIONS IN MM W x D x H	WEIGHT LB KG	VOLUME FT <sup>3</sup> MT <sup>3</sup>	LIST PRICE
--------------	---------	-------------------------------------	--------------------	--	------------



Rectangular Overtable

MVL13021	16 x 26 x 19 406 x 660 x 483	16.5 7.48	1.2 0.03	<b>\$468</b>
----------	---------------------------------	--------------	-------------	--------------

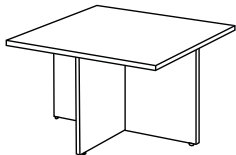
Lightweight table designed to overlap Craft seating units on pages 28-29. Shipped easy to assemble in 1 carton.



Wedge Overtable

MVL13022	5.25-16 x 26 x 19 133-406 x 660 x 483	12.5 5.67	1.2 0.03	<b>\$434</b>
----------	--	--------------	-------------	--------------

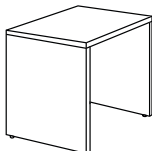
Lightweight table designed to overlap Craft seating units on pages 28-29. Top tapers from 16" at the wide end to 5.25" at the narrow end. Shipped easy to assemble in 1 carton.



Square Cube Docking Table

ML35SCDK	35 x 35 x 19.5 889 x 889 x 495	78 35.38	2.2 0.06	<b>\$432</b>
----------	-----------------------------------	-------------	-------------	--------------

Provides nesting space for four MVL13007 (round) or MVL13012 (square) Craft units. Assembly required.

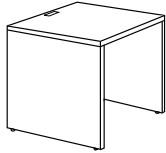


Single Docking Table

ML2418CDK	24 x 18.2 x 19.5 610 x 462 x 495	53 24.04	2.1 0.05	<b>\$308</b>
-----------	-------------------------------------	-------------	-------------	--------------

Provides nesting space for one MVL13007, MVL13012 or MVL13011 Craft units. Shipped assembled.

**CRAFT TABLES**      **MODEL #**      **DIMENSIONS** <sup>IN</sup>/<sub>MM</sub>      **WEIGHT** <sup>LB</sup>/<sub>KG</sub>      **VOLUME** <sup>FT<sup>3</sup></sup>/<sub>MT<sup>3</sup></sub>      **LIST PRICE**



**Single Docking Table with cutout**

	<b>W x D x H</b>			
ML2420CDKP	24 x 20.5 x 19.5 610 x 521 x 495	55 24.95	2.1 0.05	<b>\$320</b>

Provides nesting space for one MVL13007, MVL13012 or MVL13011 Craft units. Inset back to hide cables and cut out designed to accept mini power model MVCOVSM2(S/B) OR MVCOV1U(S/B) ordered separately. Shipped assembled.

**POWER / DATA**

MVCOVSM2B	2.25 x 3.75 x 3.12 57 x 95 x 791.07	2.35 0.01	0.5	<b>\$297</b>
MVCOVSM2S	2.25 x 3.75 x 3.12 57 x 95 x 791.07	2.35 0.01	0.5	<b>\$297</b>

**With USB Block**

MVCOV1UB	2.25 x 3.75 x 3.12 57 x 95 x 791.07	2.35 0.01	0.5	<b>\$468</b>
MVCOV1US	2.25 x 3.75 x 3.12 57 x 95 x 791.07	2.35 0.01	0.5	<b>\$468</b>



**Mini Power Block    Mini Power/USB Block**

Designed to retrofit into an existing grommet cut-out to bring power to the desktop. Fits in 3.27" x 1.9" cut-out (FOG, POG) and mounts to 0.5" to 2" thick surface. ETL listed. Available in Black (**B**) or Silver (**S**) as indicated by last character of model number. 9' power cord with 90° flat plug with 45° rotation.

MVCOVSM2B/S includes two 12A, 120 VAC spill resistant power receptacles.

MVCOV1UB/S includes one 12A, 120 VAC spill resistant power receptacle and two 2.1A (11W) USB charging ports.



DANIO



model MVL2720



model MVL2721

STANDARD FEATURES

- Canadian made task chairs.
- Hinged auto-adjust back with scuff resistant outer shroud.
- Thick foam and decorative stitch details.
- Standard with height adjustable T-arms with durable self-skinned urethane (SSU) armcaps (except armless models).
- Height adjustable chair is equipped with an adjustable Chrome footrest.
- Dual wheel carpet casters (C65) are standard.
- Can be upholstered in all Global grade 1 seating textiles with the exception of Luxhide (see page 149).
- Compliant with the emissions guidelines set by the GREENGUARD Environmental Institute.
- Limited Lifetime Warranty (5-year exceptions apply - see page 153).
- Weight capacity for this series is 300 lbs.

CHAIR ADJUSTMENTS

- Height adjustable back.
- Pneumatic seat height adjustment.
- Seat depth adjustment.

OPTIONAL FEATURES

- For hard surface flooring casters, please specify (C65R). Add \$20/set.

DESCRIPTION

MODEL# / FEATURES



**Armless Task**  
 Unit weight: 21 LB | 9.5 KG  
 Carton weight: 24 LB | 10.89 KG  
 Carton volume: 4.9 FT³ | 0.13 MT³

<b>MVL2720</b> Fabric		List price						
		238						
OVERALL DIMENSIONS			SEAT DIMENSIONS			BACK DIMENSIONS		
W	D	H	W	D	H	W	H	
IN 18.5	22.5	34	18.5	16.5-18	16-21	17	16-17.5	
MM 470	572	864	470	419-457	406-533	432	406-445	
Ergonomic features: C, D, E, M, N		RTA 2	courier	1 per carton		CANADA	GREENGUARD	



**Task w/Arms**  
 Unit weight: 33 LB | 15 KG  
 Carton weight: 36 LB | 16.33 KG  
 Carton volume: 5.75 FT³ | 0.16 MT³

<b>MVL2721</b> Fabric		List price						
		325						
OVERALL DIMENSIONS			SEAT DIMENSIONS			BACK DIMENSIONS		
W	D	H	W	D	H	W	H	
IN 24	22.5	34	18.5	16.5-18	16-21	17	16-17.5	
MM 610	572	864	470	419-457	406-533	432	406-445	
Ergonomic features: C, D, E, H, M, N		RTA 2	courier	1 per carton		CANADA	GREENGUARD	



**Armless Height Adjustable Task**  
 Unit weight: 33 LB | 15 KG  
 Carton weight: 37 LB | 16.78 KG  
 Carton volume: 6.75 FT³ | 0.19 MT³

<b>MVL2723</b> Fabric		List price						
		416						
OVERALL DIMENSIONS			SEAT DIMENSIONS			BACK DIMENSIONS		
W	D	H	W	D	H	W	H	
IN 24	22.5	43	18.5	16.5-18	23-33	16.5	16-17.5	
MM 610	572	1092	470	419-457	584-838	419	406-445	
Ergonomic features: C, D, E, M, N		RTA 2	courier	1 per carton		CANADA	GREENGUARD	



**Height Adjustable T-Arms - 1 pair**  
 Unit weight: 8 LB | 3.6 KG  
 Carton weight: 10 LB | 4.54 KG  
 Carton volume: 1.3 FT³ | 0.03 MT³

<b>MVL2784</b>		List price						
		113						
OVERALL DIMENSIONS			SEAT DIMENSIONS			BACK DIMENSIONS		
W	D	H	W	D	H	W	H	
IN 3	10	12	-	-	-	-	-	
MM 76	254	305	-	-	-	-	-	
		RTA 00	courier	1 pair per carton (pricing is for the pair, specifications are for one arm)				


DASH



model OTG11760B

STANDARD FEATURES

- Multi-purpose guest/occasional chair.
- Durable welded four-legged steel frame.
- Black mesh back with Black mesh fabric (MS20) seat.
- Nylon armcaps.
- Generous proportions.
- Compliant with the emissions guidelines set by the GREENGUARD Environmental Institute.
- Shipped knocked down (KD) - easy to assemble.
- Limited Lifetime Warranty (2-year exceptions apply - see page 153).
- Weight capacity for this series is 300 lbs.

DESCRIPTION		MODEL# / FEATURES																																	
 <p><b>Guest Chair, Mesh Back and Uph Seat</b>                      Unit weight: 21 LB   9.5 KG                      Carton weight: 26 LB   11.79 KG                      Carton volume: 3.9 FT³   0.11 MT³</p>	<p>Ergonomic features: M, N</p>	<p>List price</p> <p><b>OTG11760B</b> 318</p>	<table border="1"> <thead> <tr> <th colspan="3">OVERALL DIMENSIONS</th> <th colspan="3">SEAT DIMENSIONS</th> <th colspan="2">BACK DIMENSIONS</th> </tr> <tr> <th>W</th> <th>D</th> <th>H</th> <th>W</th> <th>D</th> <th>H</th> <th>W</th> <th>H</th> </tr> </thead> <tbody> <tr> <td>IN 23.5</td> <td>23.5</td> <td>34</td> <td>19.5</td> <td>17.5</td> <td>17.5</td> <td>19</td> <td>16.5</td> </tr> <tr> <td>MM 597</td> <td>597</td> <td>864</td> <td>495</td> <td>445</td> <td>445</td> <td>483</td> <td>419</td> </tr> </tbody> </table>	OVERALL DIMENSIONS			SEAT DIMENSIONS			BACK DIMENSIONS		W	D	H	W	D	H	W	H	IN 23.5	23.5	34	19.5	17.5	17.5	19	16.5	MM 597	597	864	495	445	445	483	419
		OVERALL DIMENSIONS			SEAT DIMENSIONS			BACK DIMENSIONS																											
		W	D	H	W	D	H	W	H																										
IN 23.5	23.5	34	19.5	17.5	17.5	19	16.5																												
MM 597	597	864	495	445	445	483	419																												
<p>RTA 8</p> <p>courier</p> <p>1 per carton</p> <p>GREENGUARD</p>																																			



DORI 2



model OTG1220B

STANDARD FEATURES

- Multi-purpose stacking chairs.
- Strong welded steel frame in Chrome finish.
- Durable and easy to clean polypropylene back and seat. Available in Black only.
- Armchair has fiberglass reinforced polypropylene arms.
- Stackable up to 5 high on floor.
- Shipped fully assembled.
- Compliant with the emissions guidelines set by the GREENGUARD Environmental Institute.
- Limited Lifetime Warranty (2-year exceptions apply - see page 153).
- Weight capacity for this series is 300 lbs.

DESCRIPTION		MODEL# / FEATURES																																	
 <p><b>Stacking Armchair</b>                      Unit weight: 15 LB   6.8 KG                      Carton weight: 17 LB   7.71 KG                      Carton volume: 14.5 FT³   0.41 MT³</p>	<p>Stacks 5 high.</p>	<p>List price</p> <p><b>OTG1220B</b> 220</p>	<table border="1"> <thead> <tr> <th colspan="3">OVERALL DIMENSIONS</th> <th colspan="3">SEAT DIMENSIONS</th> <th colspan="2">BACK DIMENSIONS</th> </tr> <tr> <th>W</th> <th>D</th> <th>H</th> <th>W</th> <th>D</th> <th>H</th> <th>W</th> <th>H</th> </tr> </thead> <tbody> <tr> <td>IN 22.5</td> <td>21</td> <td>30.5</td> <td>16.5</td> <td>16</td> <td>16</td> <td>18</td> <td>15.5</td> </tr> <tr> <td>MM 572</td> <td>533</td> <td>775</td> <td>419</td> <td>406</td> <td>406</td> <td>457</td> <td>394</td> </tr> </tbody> </table>	OVERALL DIMENSIONS			SEAT DIMENSIONS			BACK DIMENSIONS		W	D	H	W	D	H	W	H	IN 22.5	21	30.5	16.5	16	16	18	15.5	MM 572	533	775	419	406	406	457	394
		OVERALL DIMENSIONS			SEAT DIMENSIONS			BACK DIMENSIONS																											
		W	D	H	W	D	H	W	H																										
IN 22.5	21	30.5	16.5	16	16	18	15.5																												
MM 572	533	775	419	406	406	457	394																												
<p>RTA 00</p> <p>4 per carton (pricing and specifications are for one chair)</p> <p>GREENGUARD</p>																																			
 <p><b>Armless Stacking Chair</b>                      Unit weight: 13 LB   5.9 KG                      Carton weight: 15 LB   6.8 KG                      Carton volume: 12.25 FT³   0.34 MT³</p>	<p>Stacks 5 high.</p>	<p>List price</p> <p><b>OTG1221B</b> 203</p>	<table border="1"> <thead> <tr> <th colspan="3">OVERALL DIMENSIONS</th> <th colspan="3">SEAT DIMENSIONS</th> <th colspan="2">BACK DIMENSIONS</th> </tr> <tr> <th>W</th> <th>D</th> <th>H</th> <th>W</th> <th>D</th> <th>H</th> <th>W</th> <th>H</th> </tr> </thead> <tbody> <tr> <td>IN 18</td> <td>21</td> <td>30.5</td> <td>16.5</td> <td>16</td> <td>16</td> <td>18</td> <td>15.5</td> </tr> <tr> <td>MM 457</td> <td>533</td> <td>775</td> <td>419</td> <td>406</td> <td>406</td> <td>457</td> <td>394</td> </tr> </tbody> </table>	OVERALL DIMENSIONS			SEAT DIMENSIONS			BACK DIMENSIONS		W	D	H	W	D	H	W	H	IN 18	21	30.5	16.5	16	16	18	15.5	MM 457	533	775	419	406	406	457	394
		OVERALL DIMENSIONS			SEAT DIMENSIONS			BACK DIMENSIONS																											
		W	D	H	W	D	H	W	H																										
IN 18	21	30.5	16.5	16	16	18	15.5																												
MM 457	533	775	419	406	406	457	394																												
<p>RTA 00</p> <p>courier</p> <p>4 per carton (pricing and specifications are for one chair)</p> <p>GREENGUARD</p>																																			

EOR



model OTG3930B



model OTG3920B

STANDARD FEATURES

- Multi-purpose guest chair.
- Durable steel four-legged frame.
- Contoured back and seat cushions with waterfall seat edge.
- Welcoming soft self-skinned polyurethane armcaps.
- Seat shroud provides a clean overall finish.
- Seating surfaces are upholstered in Black Luxhide bonded leather.
- Mesh back is available in Black only.
- Compliant with the emissions guidelines set by the GREENGUARD Environmental Institute.
- Limited Lifetime Warranty (2-year exceptions apply - see page 153).
- Weight capacity for this series is 300 lbs.

DESCRIPTION MODEL# / FEATURES



**Upholstered Guest Chair**  
 Unit weight: 26 LB | 11.8 KG  
 Carton weight: 31 LB | 14.06 KG  
 Carton volume: 4.8 FT³ | 0.13 MT³

MODEL# / FEATURES		List price						
<b>OTG3920B</b>		347						
OVERALL DIMENSIONS			SEAT DIMENSIONS			BACK DIMENSIONS		
W	D	H	W	D	H	W	H	
IN 24	24.5	34	19	19	19	18.5	16	
MM 610	622	864	483	483	483	470	406	
Ergonomic features: M, N		RTA 8	courier	1 per carton		GREENGUARD		



**Mesh Back Guest Chair**  
 Unit weight: 20 LB | 9.1 KG  
 Carton weight: 28 LB | 12.7 KG  
 Carton volume: 5.25 FT³ | 0.14 MT³

MODEL# / FEATURES		List price						
<b>OTG3930B</b>		347						
OVERALL DIMENSIONS			SEAT DIMENSIONS			BACK DIMENSIONS		
W	D	H	W	D	H	W	H	
IN 24.75	24	34.25	19	19	19	18	17	
MM 629	610	870	483	483	483	457	432	
Ergonomic features: M, N		RTA 8	courier	1 per carton		GREENGUARD		

FINCH



model MVL11703



model MVL11704

STANDARD FEATURES



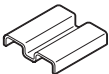
- Oval tube steel frame available in monochromatic Black only.
- Molded plastic seat and outer back shell.
- All models stack 8 high on the floor.
- Stacked chairs may leave frame impressions in chair(s) below.
- Ganging clamp model MVL11705 can be used on Finch models. Use one clamp for armless model. Use two clamps on armchair applied on front and rear legs.
- Can be upholstered in all Global grade 1 seating textiles or in Luxhide bonded leather (see page 149).
- Compliant with the emissions guidelines set by the GREENGUARD Environmental Institute.
- Limited Lifetime Warranty (5-year exceptions apply - see page 153).
- Weight capacity for this series is 300 lbs.

OPTIONAL FEATURES

- For hard surface flooring, please specify non-marking glides (NM). No upcharge.

ALTERNATE TEXTILE OPTIONS

- Graded-in textiles are available. No minimum quantities. Contact Customer Service for pricing.

DESCRIPTION	MODEL# / FEATURES																																			
 <p><b>Stacking Armchair</b> Unit weight: 16 LB   7.3 KG Carton weight: 17.33 LB   7.86 KG Carton volume: 14.5 FT<sup>3</sup>   0.41 MT<sup>3</sup></p>	<p>List price</p> <p><b>MVL11703</b> 271</p> <table border="1"> <thead> <tr> <th rowspan="2"></th> <th colspan="3">OVERALL DIMENSIONS</th> <th colspan="3">SEAT DIMENSIONS</th> <th colspan="2">BACK DIMENSIONS</th> </tr> <tr> <th>W</th> <th>D</th> <th>H</th> <th>W</th> <th>D</th> <th>H</th> <th>W</th> <th>H</th> </tr> </thead> <tbody> <tr> <td>IN</td> <td>21.25</td> <td>23</td> <td>32</td> <td>18</td> <td>18</td> <td>18</td> <td>18</td> <td>14</td> </tr> <tr> <td>MM</td> <td>540</td> <td>584</td> <td>813</td> <td>457</td> <td>457</td> <td>457</td> <td>457</td> <td>356</td> </tr> </tbody> </table> <p><b>RTA 00</b> 3 per carton (pricing and specifications are for one chair)</p> <p>Upholstered seat and back. Stacks 8 high on floor or dolly.</p>		OVERALL DIMENSIONS			SEAT DIMENSIONS			BACK DIMENSIONS		W	D	H	W	D	H	W	H	IN	21.25	23	32	18	18	18	18	14	MM	540	584	813	457	457	457	457	356
			OVERALL DIMENSIONS			SEAT DIMENSIONS			BACK DIMENSIONS																											
		W	D	H	W	D	H	W	H																											
	IN	21.25	23	32	18	18	18	18	14																											
MM	540	584	813	457	457	457	457	356																												
 <p><b>Armless Stacking Chair</b> Unit weight: 15 LB   6.8 KG Carton weight: 16.67 LB   7.56 KG Carton volume: 14.5 FT<sup>3</sup>   0.41 MT<sup>3</sup></p>	<p>List price</p> <p><b>MVL11704</b> 249</p> <table border="1"> <thead> <tr> <th rowspan="2"></th> <th colspan="3">OVERALL DIMENSIONS</th> <th colspan="3">SEAT DIMENSIONS</th> <th colspan="2">BACK DIMENSIONS</th> </tr> <tr> <th>W</th> <th>D</th> <th>H</th> <th>W</th> <th>D</th> <th>H</th> <th>W</th> <th>H</th> </tr> </thead> <tbody> <tr> <td>IN</td> <td>21</td> <td>23</td> <td>30.5</td> <td>18</td> <td>15</td> <td>18.5</td> <td>17</td> <td>14.5</td> </tr> <tr> <td>MM</td> <td>533</td> <td>584</td> <td>775</td> <td>457</td> <td>381</td> <td>470</td> <td>432</td> <td>368</td> </tr> </tbody> </table> <p><b>RTA 00</b> 3 per carton (pricing and specifications are for one chair)</p> <p>Upholstered seat and back. Stacks 8 high on floor or dolly.</p>		OVERALL DIMENSIONS			SEAT DIMENSIONS			BACK DIMENSIONS		W	D	H	W	D	H	W	H	IN	21	23	30.5	18	15	18.5	17	14.5	MM	533	584	775	457	381	470	432	368
			OVERALL DIMENSIONS			SEAT DIMENSIONS			BACK DIMENSIONS																											
		W	D	H	W	D	H	W	H																											
	IN	21	23	30.5	18	15	18.5	17	14.5																											
MM	533	584	775	457	381	470	432	368																												
 <p><b>Ganging Clamp</b> Unit weight: 0.25 LB   0.1 KG Carton weight: 0.3 LB   0.14 KG Carton volume: 0.08 FT<sup>3</sup>   0.002 MT<sup>3</sup></p>	<p>List price</p> <p><b>MVL11705</b> 31</p> <table border="1"> <thead> <tr> <th rowspan="2"></th> <th colspan="3">OVERALL DIMENSIONS</th> <th colspan="3">SEAT DIMENSIONS</th> <th colspan="2">BACK DIMENSIONS</th> </tr> <tr> <th>W</th> <th>D</th> <th>H</th> <th>W</th> <th>D</th> <th>H</th> <th>W</th> <th>H</th> </tr> </thead> <tbody> <tr> <td>IN</td> <td>3.41</td> <td>3.16</td> <td>0.75</td> <td>-</td> <td>-</td> <td>-</td> <td>-</td> <td>-</td> </tr> <tr> <td>MM</td> <td>87</td> <td>80</td> <td>19</td> <td>-</td> <td>-</td> <td>-</td> <td>-</td> <td>-</td> </tr> </tbody> </table> <p><b>RTA 00</b> 10 per carton (pricing and specifications are for one clamp)</p>		OVERALL DIMENSIONS			SEAT DIMENSIONS			BACK DIMENSIONS		W	D	H	W	D	H	W	H	IN	3.41	3.16	0.75	-	-	-	-	-	MM	87	80	19	-	-	-	-	-
			OVERALL DIMENSIONS			SEAT DIMENSIONS			BACK DIMENSIONS																											
		W	D	H	W	D	H	W	H																											
	IN	3.41	3.16	0.75	-	-	-	-	-																											
MM	87	80	19	-	-	-	-	-																												

FLINT



model OTG10930

STANDARD FEATURES





- Mesh back synchro-tilter chair.
- Unique translucent grid offers additional support and a distinct look.
- Standard with height adjustable T-arms with self-skinned urethane (SSU) armcaps.
- Black base with dual wheel carpet casters (C1) is standard.
- Seat is upholstered in Black, Quilt (QL10) with Black mesh back.
- Compliant with the emissions guidelines set by the GREENGUARD Environmental Institute.
- Limited Lifetime Warranty (2-year exceptions apply - see page 153).
- Weight capacity for this series is 300 lbs.

CHAIR ADJUSTMENTS

- Synchro tilt with upright position tilt lock.
- Tilt tension adjustment.
- Pneumatic seat height adjustment.

OPTIONAL FEATURES

- Hard surface flooring casters (**C65R**) can be purchased separately. Add \$91/set.

DESCRIPTION	MODEL# / FEATURES																																			
 <p><b>High Back Synchro-Tilter</b>                      Unit weight: 32 LB   14.5 KG                      Carton weight: 42 LB   19.05 KG                      Carton volume: 4.1 FT³   0.11 MT³</p>	<p>List price</p> <p><b>OTG10930</b> 508</p>																																			
	<table border="1"> <thead> <tr> <th colspan="3">OVERALL DIMENSIONS</th> <th colspan="3">SEAT DIMENSIONS</th> <th colspan="2">BACK DIMENSIONS</th> </tr> <tr> <th></th> <th>W</th> <th>D</th> <th>H</th> <th>W</th> <th>D</th> <th>H</th> <th>W</th> <th>H</th> </tr> </thead> <tbody> <tr> <td>IN</td> <td>25.5</td> <td>23</td> <td>40</td> <td>19.5</td> <td>17.5</td> <td>17-21</td> <td>18</td> <td>21</td> </tr> <tr> <td>MM</td> <td>648</td> <td>584</td> <td>1016</td> <td>495</td> <td>445</td> <td>432-533</td> <td>457</td> <td>533</td> </tr> </tbody> </table>	OVERALL DIMENSIONS			SEAT DIMENSIONS			BACK DIMENSIONS			W	D	H	W	D	H	W	H	IN	25.5	23	40	19.5	17.5	17-21	18	21	MM	648	584	1016	495	445	432-533	457	533
	OVERALL DIMENSIONS			SEAT DIMENSIONS			BACK DIMENSIONS																													
	W	D	H	W	D	H	W	H																												
IN	25.5	23	40	19.5	17.5	17-21	18	21																												
MM	648	584	1016	495	445	432-533	457	533																												
<p>Ergonomic features: A, B, C, H, L, M, N</p> <p>   1 per carton                      </p>																																				

FORMAT



model MVL3191



model MVL3192

STANDARD FEATURES

- Synchro-tilter chairs with mesh back and upholstered seat. Canadian made.
- Standard with height and width adjustable arms with soft self-skinned urethane (SSU) armcaps that slide forward and backward.
- Dual wheel carpet casters (C1) are standard.
- Air flow mesh back is available in Black only.
- Seating surface can be upholstered in Luxhide bonded leather, in various colors or in all Global grade 1 seating textiles (see page 149).
- MVL3192 features an adjustable headrest which tilts and moves up and down to fit comfortably into the curve of the neck.
- Compliant with the emissions guidelines set by the GREENGUARD Environmental Institute.
- Limited Lifetime Warranty (5-year exceptions apply - see page 153).
- Weight capacity for this series is 300 lbs.

CHAIR ADJUSTMENTS




- Synchro tilt with upright position tilt lock.
- Tilt tension adjustment.
- Ratchet back height and headrest adjustment.
- Pneumatic seat height adjustment.

OPTIONAL FEATURES

- For hard surface flooring casters, please specify (C9R). Add \$20/set.

ALTERNATE TEXTILE OPTIONS

- Graded-in textiles are available (seat only). No minimum quantities. Contact Customer Service for pricing.

DESCRIPTION	MODEL# / FEATURES																																
 <p><b>High Back Synchro-Tilter, Mesh Back and Uph Seat</b> Unit weight: 43 LB   19.5 KG Carton weight: 54 LB   24.49 KG Carton volume: 10.5 FT<sup>3</sup>   0.29 MT<sup>3</sup></p>	<p>List price</p> <p><b>MVL3191</b> 600 Luxhide bonded leather or fabric (previously MVL3191F)</p> <table border="1"> <thead> <tr> <th colspan="3">OVERALL DIMENSIONS</th> <th colspan="3">SEAT DIMENSIONS</th> <th colspan="2">BACK DIMENSIONS</th> </tr> <tr> <th>W</th> <th>D</th> <th>H</th> <th>W</th> <th>D</th> <th>H</th> <th>W</th> <th>H</th> </tr> </thead> <tbody> <tr> <td>IN 24.5</td> <td>23</td> <td>43</td> <td>19.5</td> <td>17.5</td> <td>16-21</td> <td>17.5</td> <td>23-25.5</td> </tr> <tr> <td>MM 622</td> <td>584</td> <td>1092</td> <td>495</td> <td>445</td> <td>406-533</td> <td>445</td> <td>584-648</td> </tr> </tbody> </table> <p>Ergonomic features: A, B, C, D, H, L, M, N, Q</p> <p>RTA 2 courier 1 per carton CANADA GREENGUARD</p>	OVERALL DIMENSIONS			SEAT DIMENSIONS			BACK DIMENSIONS		W	D	H	W	D	H	W	H	IN 24.5	23	43	19.5	17.5	16-21	17.5	23-25.5	MM 622	584	1092	495	445	406-533	445	584-648
	OVERALL DIMENSIONS			SEAT DIMENSIONS			BACK DIMENSIONS																										
W	D	H	W	D	H	W	H																										
IN 24.5	23	43	19.5	17.5	16-21	17.5	23-25.5																										
MM 622	584	1092	495	445	406-533	445	584-648																										
 <p><b>High Back Synchro-Tilter w/Headrest, Mesh Back and Uph Seat</b> Unit weight: 45 LB   20.5 KG Carton weight: 56 LB   25.4 KG Carton volume: 11 FT<sup>3</sup>   0.31 MT<sup>3</sup></p>	<p>List price</p> <p><b>MVL3192</b> 667 Luxhide bonded leather or fabric (previously MVL3192F)</p> <table border="1"> <thead> <tr> <th colspan="3">OVERALL DIMENSIONS</th> <th colspan="3">SEAT DIMENSIONS</th> <th colspan="2">BACK DIMENSIONS</th> </tr> <tr> <th>W</th> <th>D</th> <th>H</th> <th>W</th> <th>D</th> <th>H</th> <th>W</th> <th>H</th> </tr> </thead> <tbody> <tr> <td>IN 24.5</td> <td>23</td> <td>50.5</td> <td>19.5</td> <td>17.5</td> <td>16-21</td> <td>17.5</td> <td>30-32.5</td> </tr> <tr> <td>MM 622</td> <td>584</td> <td>1283</td> <td>495</td> <td>445</td> <td>406-533</td> <td>445</td> <td>762-826</td> </tr> </tbody> </table> <p>Ergonomic features: A, B, C, D, H, L, M, N, Q</p> <p>RTA 2 courier 1 per carton CANADA GREENGUARD</p>	OVERALL DIMENSIONS			SEAT DIMENSIONS			BACK DIMENSIONS		W	D	H	W	D	H	W	H	IN 24.5	23	50.5	19.5	17.5	16-21	17.5	30-32.5	MM 622	584	1283	495	445	406-533	445	762-826
	OVERALL DIMENSIONS			SEAT DIMENSIONS			BACK DIMENSIONS																										
W	D	H	W	D	H	W	H																										
IN 24.5	23	50.5	19.5	17.5	16-21	17.5	30-32.5																										
MM 622	584	1283	495	445	406-533	445	762-826																										
 <p><b>Headrest for Format Chairs</b> Unit weight: 1 LB   0.5 KG Carton weight: 2 LB   0.91 KG Carton volume: 0.5 FT<sup>3</sup>   0.01 MT<sup>3</sup></p>	<p>List price</p> <p><b>MVL3196</b> 68</p> <table border="1"> <thead> <tr> <th colspan="3">OVERALL DIMENSIONS</th> <th colspan="3">SEAT DIMENSIONS</th> <th colspan="2">BACK DIMENSIONS</th> </tr> <tr> <th>W</th> <th>D</th> <th>H</th> <th>W</th> <th>D</th> <th>H</th> <th>W</th> <th>H</th> </tr> </thead> <tbody> <tr> <td>IN 11.25</td> <td>4.5</td> <td>9</td> <td>-</td> <td>-</td> <td>-</td> <td>-</td> <td>-</td> </tr> <tr> <td>MM 286</td> <td>114</td> <td>229</td> <td>-</td> <td>-</td> <td>-</td> <td>-</td> <td>-</td> </tr> </tbody> </table> <p>Easily attaches to MVL3191.</p> <p>Available in Black mesh only.</p> <p>RTA 00 courier 1 per carton CANADA GREENGUARD</p>	OVERALL DIMENSIONS			SEAT DIMENSIONS			BACK DIMENSIONS		W	D	H	W	D	H	W	H	IN 11.25	4.5	9	-	-	-	-	-	MM 286	114	229	-	-	-	-	-
	OVERALL DIMENSIONS			SEAT DIMENSIONS			BACK DIMENSIONS																										
W	D	H	W	D	H	W	H																										
IN 11.25	4.5	9	-	-	-	-	-																										
MM 286	114	229	-	-	-	-	-																										

FULL-TIME



model MVL2900

STANDARD FEATURES

- Canadian made, ergonomic seating.
- Extra thick seat foam and contoured back.
- Standard with height and width adjustable arms with self-skinned urethane (SSU) armcaps.
- Dual wheel carpet casters (C65) are standard.
- Can be upholstered in all Global grade 1 seating textiles with the exception of Luxhide (see page 149).
- Compliant with the emissions guidelines set by the GREENGUARD Environmental Institute.
- Limited Lifetime Warranty (5-year exceptions apply - see page 153).
- Weight capacity for this series is 300 lbs.

CHAIR ADJUSTMENTS

- Multi-tilter with infinite position tilt lock.
- Infinite position back and seat angle adjustments, including forward tilt.
- Back height adjustment.
- Pneumatic seat height adjustment.

OPTIONAL FEATURES

- For hard surface flooring casters, please specify (C65R). Add \$20/set.
- For optional sliding seat depth adjustment, please specify (MD). Add \$30.

ALTERNATE TEXTILE OPTIONS

- Graded-in textiles are available. No minimum quantities. Contact Customer Service for pricing.

DESCRIPTION

MODEL# / FEATURES



**Medium Back Multi-Tilter**  
 Unit weight: 50 LB | 22.7 KG  
 Carton weight: 56 LB | 25.4 KG  
 Carton volume: 9.75 FT³ | 0.27 MT³

		List price								
<b>MVL2900</b>		552								
Fabric										
OVERALL DIMENSIONS				SEAT DIMENSIONS			BACK DIMENSIONS			
	W	D	H	W	D	H	W	H		
IN	24.5	25	41	19.5	19	17.5-21.5	20	20-22		
MM	622	635	1041	495	483	445-546	508	508-559		
Ergonomic features:		RTA 2		courier		1 per carton		CANADA		certified
A, B, C, D, F, G, H, M, N, Q										

## GENNEX



model OTG11340



model OTG11341

### STANDARD FEATURES

- Multi-purpose guest/nesting chairs feature a flip up seat allowing chairs to stack horizontally.
- Durable Black steel frame.
- Black mesh back.
- Models with arms or without arms are available. Armchair features Black polyurethane armcaps.
- Dual wheel carpet casters are standard.
- Seat can be upholstered in all Global grade 1 seating textiles or in Luxhide bonded leather (see page 149).
- Compliant with the emissions guidelines set by the GREENGUARD Environmental Institute.
- Limited Lifetime Warranty (5-year exceptions apply - see page 153).
- Weight capacity for this series is 300 lbs.

### OPTIONAL FEATURES

- Hard surface flooring casters (**C9RSET4**) can be purchased separately. Add \$72/set.

### ALTERNATE TEXTILE OPTIONS

- Graded-in textiles are available (seat only). No minimum quantities. Contact Customer Service for pricing.

DESCRIPTION	MODEL# / FEATURES
-------------	-------------------



#### Nesting Guest Armchair w/Casters, Mesh Back and Uph Seat

Unit weight: 24 LB | 10.9 KG  
 Carton weight: 29 LB | 13.15 KG  
 Carton volume: 15.75 FT<sup>3</sup> | 0.44 MT<sup>3</sup>

Ergonomic features:  
M, N

List price

**OTG11340** 538

	OVERALL DIMENSIONS			SEAT DIMENSIONS			BACK DIMENSIONS	
	W	D	H	W	D	H	W	H
IN	25.5	22	33	17.5	16.5	20.5	17	15
MM	648	559	838	445	419	521	432	381



2 per carton



#### Armless Nesting Guest Chair w/Casters, Mesh Back and Uph Seat

Unit weight: 21 LB | 9.5 KG  
 Carton weight: 25.5 LB | 11.57 KG  
 Carton volume: 13.25 FT<sup>3</sup> | 0.37 MT<sup>3</sup>

Ergonomic features:  
M, N

List price

**OTG11341** 484

	OVERALL DIMENSIONS			SEAT DIMENSIONS			BACK DIMENSIONS	
	W	D	H	W	D	H	W	H
IN	22	22	33	17.5	16.5	20.5	17	15
MM	559	559	838	445	419	521	432	381



2 per carton





GEO



model OTG11641B

STANDARD FEATURES

- Value priced, quality mesh seating.
- Scuff resistant arched base.
- Standard with height adjustable arms with durable self-skinned urethane (SSU) armcaps (except armless and tilter chairs).
- Tilter chair features fixed loop style polypropylene arms.
- Dual wheel carpet casters (C65) are standard.
- All models have a Black mesh back.
- Seat is upholstered in Black mesh fabric (MS20).
- Compliant with the emissions guidelines set by the GREENGUARD Environmental Institute.
- Limited Lifetime Warranty (2-year exceptions apply - see page 153).
- Weight capacity for this series is 300 lbs.

CHAIR ADJUSTMENTS

- **Tilter chair**
  - Center tilt with upright position tilt lock.
  - Tilt tension adjustment.
  - Pneumatic seat height adjustment.
- **Synchro-tilter chair**
  - Synchro tilt with upright position tilt lock.
  - Tilt tension adjustment.
  - Pneumatic seat height adjustment.
- **Task chair**
  - Task mechanism.
  - Pneumatic seat height adjustment.
- **Height adjustable chair**
  - Task mechanism.
  - Height adjustable Chrome footrest.
  - Pneumatic seat height adjustment.

OPTIONAL FEATURES

- Hard surface flooring casters (**C65R**) can be purchased separately. Add \$91/set.

DESCRIPTION MODEL# / FEATURES



LB Tilter, Mesh Back and Uph Seat

Unit weight: 26 LB | 11.8 KG  
 Carton weight: 30 LB | 13.61 KG  
 Carton volume: 3.75 FT³ | 0.1 MT³

List price							
<b>OTG11636B</b> Black mesh fabric	400						
OVERALL DIMENSIONS			SEAT DIMENSIONS			BACK DIMENSIONS	
W	D	H	W	D	H	W	H
IN 22	21	38	18.5	16.5	16.5-20.5	17.5	19
MM 559	533	965	470	419	419-521	445	483
Ergonomic features: A, B, C, M, N, S		RTA 8	courier	1 per carton		GREENGUARD	



HB Synchro-Tilter, Mesh Back and Uph Seat

Unit weight: 38 LB | 17.3 KG  
 Carton weight: 43 LB | 19.5 KG  
 Carton volume: 4.75 FT³ | 0.13 MT³

List price							
<b>OTG11641B</b> Black mesh fabric	624						
OVERALL DIMENSIONS			SEAT DIMENSIONS			BACK DIMENSIONS	
W	D	H	W	D	H	W	H
IN 25	23	43	20	17.5	16-20	18	25
MM 635	584	1092	508	445	406-508	457	635
Ergonomic features: A, B, C, H, L, M, N		RTA 8	courier	1 per carton		GREENGUARD	



LB Armless Task, Mesh Back and Uph Seat

Unit weight: 25 LB | 11.4 KG  
 Carton weight: 30 LB | 13.61 KG  
 Carton volume: 3.75 FT³ | 0.1 MT³

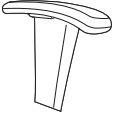

List price							
<b>OTG11642B</b> Black mesh fabric	337						
OVERALL DIMENSIONS			SEAT DIMENSIONS			BACK DIMENSIONS	
W	D	H	W	D	H	W	H
IN 19	20	37	19	17	15.5-20.5	17	19
MM 483	508	940	483	432	394-521	432	483
Ergonomic features: C, M, N		RTA 8	courier	1 per carton		GREENGUARD	



LB Height Adjustable Task, Mesh Back and Uph Seat

Unit weight: 37 LB | 16.8 KG  
 Carton weight: 42 LB | 19.05 KG  
 Carton volume: 6 FT³ | 0.16 MT³

List price							
<b>OTG11678B</b> Black mesh fabric	617						
OVERALL DIMENSIONS			SEAT DIMENSIONS			BACK DIMENSIONS	
W	D	H	W	D	H	W	H
IN 25.5	22	46	19	17	22-32	17.5	20
MM 648	559	1168	483	432	559-813	445	508
Ergonomic features: C, H, M, N		RTA 8	courier	1 per carton		GREENGUARD	

DESCRIPTION	MODEL# / FEATURES																																
 <p data-bbox="149 338 451 419"> <b>Height Adjustable Arms for OTG11642B - 1 pair</b>                      Unit weight: 8 LB   3.6 KG                      Carton weight: 10 LB   4.54 KG                      Carton volume: 1.3 FT³   0.03 MT³                 </p>	MVL2810	List price 113																															
	<table border="1"> <thead> <tr> <th colspan="3">OVERALL DIMENSIONS</th> <th colspan="3">SEAT DIMENSIONS</th> <th colspan="2">BACK DIMENSIONS</th> </tr> <tr> <th>W</th> <th>D</th> <th>H</th> <th>W</th> <th>D</th> <th>H</th> <th>W</th> <th>H</th> </tr> </thead> <tbody> <tr> <td>IN 3</td> <td>10</td> <td>12</td> <td>-</td> <td>-</td> <td>-</td> <td>-</td> <td>-</td> </tr> <tr> <td>MM 76</td> <td>254</td> <td>305</td> <td>-</td> <td>-</td> <td>-</td> <td>-</td> <td>-</td> </tr> </tbody> </table>		OVERALL DIMENSIONS			SEAT DIMENSIONS			BACK DIMENSIONS		W	D	H	W	D	H	W	H	IN 3	10	12	-	-	-	-	-	MM 76	254	305	-	-	-	-
OVERALL DIMENSIONS			SEAT DIMENSIONS			BACK DIMENSIONS																											
W	D	H	W	D	H	W	H																										
IN 3	10	12	-	-	-	-	-																										
MM 76	254	305	-	-	-	-	-																										
<p>RTA 00</p>		1 pair per carton (pricing is for the pair, specifications are for one arm)																															

**HARDY**



model OTG13080

**STANDARD FEATURES**









- Light lounge swivel chair.
- Aluminum base with Chrome finished cylinder
- Black nylon glides are standard on model OTG13080.
- Dual wheel casters are standard on model OTG13081. Acceptable for use on hard surface flooring.
- Can be upholstered in all Global grade 1 seating textiles or in Luxhide bonded leather (see page 149).
- Limited Lifetime Warranty (5-year exceptions apply - see page 153).
- Weight capacity for this series is 300 lbs.

**CHAIR ADJUSTMENTS**

- Pneumatic seat height adjustment.

**ALTERNATE TEXTILE OPTIONS**

- Graded-in textiles are available. No minimum quantities. Contact Customer Service for pricing.

DESCRIPTION	MODEL# / FEATURES	List price								
 <p><b>Swivel Lounge w/Glides</b> Unit weight: 27 LB   12.3 KG Carton weight: 32 LB   14.51 KG Carton volume: 9.25 FT³   0.26 MT³</p>	<p><b>OTG13080</b></p> <p>Ergonomic features: C, M, N</p>	964								
		OVERALL DIMENSIONS			SEAT DIMENSIONS			BACK DIMENSIONS		
		W	D	H	W	D	H	W	H	
		IN 25 MM 635	26 660	33 838	15.5 394	17.5 445	16.5-20.5 419-521	14 356	14.5 368	
				 1 per carton						
 <p><b>Swivel Lounge w/Casters</b> Unit weight: 27 LB   12.3 KG Carton weight: 32 LB   14.51 KG Carton volume: 9.25 FT³   0.26 MT³</p>	<p><b>OTG13081</b></p> <p>Ergonomic features: C, M, N</p>	964								
		OVERALL DIMENSIONS			SEAT DIMENSIONS			BACK DIMENSIONS		
		W	D	H	W	D	H	W	H	
		IN 25 MM 635	26 660	33 838	15.5 394	17.5 445	16.5-20.5 419-521	14 356	14.5 368	
				 1 per carton						

IBEX



model MVL2801



model MVL2814



model MVL2807



model MVL2809

STANDARD FEATURES

- Ergonomic mesh seating designed to promote good posture and provide maximum comfort. Designed by Zooney Chu, Canadian made.
- Available with four different mechanism options: synchro-tilter, multi-tilter, tilter and task. Height adjustable chairs available with task mechanism only.
- Standard with height adjustable T-arms with self-skinned urethane (SSU) armcaps (except armless and guest chairs).
- Dual wheel carpet casters (C1) are standard (except four-legged guest chairs).
- Guest chairs have polymer armcaps (except armless models), a welded steel wall saver frame and are shipped fully assembled.
- Mesh back and mesh seat models can only be upholstered in Black mesh (MS69).
- Mesh back and upholstered seat models: Mesh back is available in Black (MS69) only and seating surface can be upholstered in Luxhide bonded leather (various colors) or in all Global grade 1 seating textiles (see page 149).
- Compliant with the emissions guidelines set by the GREENGUARD Environmental Institute.
- Limited Lifetime Warranty (5-year exceptions apply - see page 153).
- Weight capacity for this series is 300 lbs.

CHAIR ADJUSTMENTS









- **Synchro-tilter chairs**
  - Synchro tilt with multi-position tilt lock.
  - Tilt tension adjustment.
  - Adjustable lumbar support.
  - Pneumatic seat height adjustment.
- **Multi-tilter chairs**
  - Infinite position tilt lock.
  - Tilt tension adjustment.
  - Infinite back and seat angle adjustment.
  - Adjustable lumbar support.
  - Pneumatic seat height adjustment.
- **Tilter chairs**
  - Center tilt with upright position tilt lock.
  - Tilt tension adjustment.
  - Seat depth adjustment.
  - Adjustable lumbar support.
  - Pneumatic seat height adjustment.
- **Task chairs**
  - Seat depth adjustment.
  - Adjustable lumbar support.
  - Pneumatic seat height adjustment.
- **Height adjustable chairs**
  - Task mechanism.
  - Adjustable lumbar support.
  - Pneumatic seat height adjustment.
  - Height adjustable Chrome footrest.

OPTIONAL FEATURES

- For hard surface flooring casters, please specify (C9R). Add \$20/set.
- For optional sliding seat depth adjustment on multi-tilter chairs, please specify (MD). Add \$30.

ALTERNATE TEXTILE OPTIONS

- Graded-in textiles are available (seat only). No minimum quantities. Contact Customer Service for pricing.

DESCRIPTION	MODEL# / FEATURES																																
 <p><b>Synchro-Tilter, Mesh Back and Uph Seat</b> Unit weight: 42 LB   19.1 KG Carton weight: 51 LB   23.13 KG Carton volume: 10.5 FT<sup>3</sup>   0.29 MT<sup>3</sup></p>	<p>List price</p> <p><b>MVL2801</b> 645 Luxhide bonded leather or fabric (previously MVL2801F)</p> <table border="1"> <thead> <tr> <th colspan="3">OVERALL DIMENSIONS</th> <th colspan="3">SEAT DIMENSIONS</th> <th colspan="2">BACK DIMENSIONS</th> </tr> <tr> <th>W</th> <th>D</th> <th>H</th> <th>W</th> <th>D</th> <th>H</th> <th>W</th> <th>H</th> </tr> </thead> <tbody> <tr> <td>IN 26</td> <td>26.5</td> <td>39.5</td> <td>20</td> <td>18.5</td> <td>16.5-21.5</td> <td>19.5</td> <td>20.5</td> </tr> <tr> <td>MM 660</td> <td>673</td> <td>1003</td> <td>508</td> <td>470</td> <td>419-546</td> <td>495</td> <td>521</td> </tr> </tbody> </table> <p>Ergonomic features: A, B, C, D, H, L, M, N</p> <p>RTA 2  1 per carton  </p>	OVERALL DIMENSIONS			SEAT DIMENSIONS			BACK DIMENSIONS		W	D	H	W	D	H	W	H	IN 26	26.5	39.5	20	18.5	16.5-21.5	19.5	20.5	MM 660	673	1003	508	470	419-546	495	521
	OVERALL DIMENSIONS			SEAT DIMENSIONS			BACK DIMENSIONS																										
W	D	H	W	D	H	W	H																										
IN 26	26.5	39.5	20	18.5	16.5-21.5	19.5	20.5																										
MM 660	673	1003	508	470	419-546	495	521																										
 <p><b>Multi-Tilter, Mesh Back and Uph Seat</b> Unit weight: 47 LB   21.4 KG Carton weight: 56 LB   25.4 KG Carton volume: 10.5 FT<sup>3</sup>   0.29 MT<sup>3</sup></p>	<p>List price</p> <p><b>MVL2803</b> 704 Luxhide bonded leather or fabric (previously MVL2803F)</p> <table border="1"> <thead> <tr> <th colspan="3">OVERALL DIMENSIONS</th> <th colspan="3">SEAT DIMENSIONS</th> <th colspan="2">BACK DIMENSIONS</th> </tr> <tr> <th>W</th> <th>D</th> <th>H</th> <th>W</th> <th>D</th> <th>H</th> <th>W</th> <th>H</th> </tr> </thead> <tbody> <tr> <td>IN 26</td> <td>27</td> <td>39.5</td> <td>20</td> <td>18.5</td> <td>17.5-22.5</td> <td>19.5</td> <td>20</td> </tr> <tr> <td>MM 660</td> <td>686</td> <td>1003</td> <td>508</td> <td>470</td> <td>445-572</td> <td>495</td> <td>508</td> </tr> </tbody> </table> <p>Ergonomic features: A, B, C, D, F, G, H, M, N, S</p> <p>RTA 2  1 per carton  </p>	OVERALL DIMENSIONS			SEAT DIMENSIONS			BACK DIMENSIONS		W	D	H	W	D	H	W	H	IN 26	27	39.5	20	18.5	17.5-22.5	19.5	20	MM 660	686	1003	508	470	445-572	495	508
	OVERALL DIMENSIONS			SEAT DIMENSIONS			BACK DIMENSIONS																										
W	D	H	W	D	H	W	H																										
IN 26	27	39.5	20	18.5	17.5-22.5	19.5	20																										
MM 660	686	1003	508	470	445-572	495	508																										

**DESCRIPTION MODEL# / FEATURES**



**Tilter, Mesh Back and Uph Seat**

Unit weight: 40 LB | 18.2 KG  
 Carton weight: 49 LB | 22.23 KG  
 Carton volume: 10.5 FT³ | 0.29 MT³

List price

**MVL2804** 617  
 Luxhide bonded leather  
 or fabric (previously MVL2804F)

Ergonomic features:  
 A, B, C, D, E, H, M, N, S

OVERALL DIMENSIONS			SEAT DIMENSIONS			BACK DIMENSIONS	
W	D	H	W	D	H	W	H

IN	26	26.5	38.5	20	18.5	16.5-21.5	19.5	20.5
MM	660	673	978	508	470	419-546	495	521



1 per carton



**Task, Mesh Back and Uph Seat**

Unit weight: 32 LB | 14.5 KG  
 Carton weight: 41 LB | 18.6 KG  
 Carton volume: 10.5 FT³ | 0.29 MT³

List price

**MVL2806** 561  
 Luxhide bonded leather  
 or fabric (previously MVL2806F)

Ergonomic features:  
 C, D, E, H, M, N

OVERALL DIMENSIONS			SEAT DIMENSIONS			BACK DIMENSIONS	
W	D	H	W	D	H	W	H

IN	26	26.5	37	20	18.5	16-21	19.5	20.5
MM	660	673	940	508	470	406-533	495	521



1 per carton



**Armless Height Adjustable, Mesh Back and Uph Seat**

Unit weight: 31 LB | 14.1 KG  
 Carton weight: 40 LB | 18.14 KG  
 Carton volume: 10.5 FT³ | 0.29 MT³

List price

**MVL2807** 644  
 Luxhide bonded leather  
 or fabric (previously MVL2807F)

Ergonomic features:  
 C, D, M, N

OVERALL DIMENSIONS			SEAT DIMENSIONS			BACK DIMENSIONS	
W	D	H	W	D	H	W	H

IN	20	26.5	48	20	18.5	23-33	19.5	20.5
MM	508	673	1219	508	470	584-838	495	521



1 per carton



**Height Adjustable w/Arms, Mesh Back and Uph Seat**

Unit weight: 37 LB | 16.8 KG  
 Carton weight: 46 LB | 20.87 KG  
 Carton volume: 10.5 FT³ | 0.29 MT³

List price

**MVL2808** 752  
 Luxhide bonded leather  
 or fabric (previously MVL2808F)

Ergonomic features:  
 C, D, H, M, N

OVERALL DIMENSIONS			SEAT DIMENSIONS			BACK DIMENSIONS	
W	D	H	W	D	H	W	H

IN	26	26.5	48	20	18.5	23-33	19.5	20.5
MM	660	673	1219	508	470	584-838	495	521



1 per carton



**Guest Chair, Mesh Back and Uph Seat**

Unit weight: 20 LB | 9.1 KG  
 Carton weight: 26 LB | 11.79 KG  
 Carton volume: 13.5 FT³ | 0.38 MT³

List price

**MVL2809** 475  
 Luxhide bonded leather  
 or fabric (previously MVL2809F)

Stacks 5 high.

Ergonomic features:  
 M, N


















OVERALL DIMENSIONS			SEAT DIMENSIONS			BACK DIMENSIONS	
W	D	H	W	D	H	W	H

IN	25.25	24	34.5	19.5	18	17.5	19	17
MM	641	610	876	495	457	445	483	432



1 per carton



DESCRIPTION	MODEL# / FEATURES																																			
 <p><b>Guest Chair w/Casters, Mesh Back and Uph Seat</b> Unit weight: 20 LB   9.1 KG Carton weight: 26 LB   11.79 KG Carton volume: 13.5 FT³   0.38 MT³</p>	<p>List price</p> <p><b>MVL2809C</b> 575 Luxhide bonded leather or fabric (previously MVL2809CF)</p>																																			
	<table border="1"> <thead> <tr> <th rowspan="2"></th> <th colspan="3">OVERALL DIMENSIONS</th> <th colspan="3">SEAT DIMENSIONS</th> <th colspan="2">BACK DIMENSIONS</th> </tr> <tr> <th>W</th> <th>D</th> <th>H</th> <th>W</th> <th>D</th> <th>H</th> <th>W</th> <th>H</th> </tr> </thead> <tbody> <tr> <td>IN</td> <td>25.25</td> <td>24</td> <td>34.5</td> <td>19.5</td> <td>18</td> <td>17.5</td> <td>19</td> <td>17</td> </tr> <tr> <td>MM</td> <td>641</td> <td>610</td> <td>876</td> <td>495</td> <td>457</td> <td>445</td> <td>483</td> <td>432</td> </tr> </tbody> </table>		OVERALL DIMENSIONS			SEAT DIMENSIONS			BACK DIMENSIONS		W	D	H	W	D	H	W	H	IN	25.25	24	34.5	19.5	18	17.5	19	17	MM	641	610	876	495	457	445	483	432
			OVERALL DIMENSIONS			SEAT DIMENSIONS			BACK DIMENSIONS																											
		W	D	H	W	D	H	W	H																											
IN	25.25	24	34.5	19.5	18	17.5	19	17																												
MM	641	610	876	495	457	445	483	432																												
<p>Ergonomic features: M, N</p> <p><b>RTA 00</b> 1 per carton</p> <p> </p>																																				
 <p><b>NEW</b> For availability, contact Customer service</p> <p><b>Guest Bar Stool, Mesh Back and Uph Seat</b></p>	<p>List price</p> <p><b>MVL2809BSMU</b> 706 Luxhide bonded leather or fabric</p>																																			
	<table border="1"> <thead> <tr> <th rowspan="2"></th> <th colspan="3">OVERALL DIMENSIONS</th> <th colspan="3">SEAT DIMENSIONS</th> <th colspan="2">BACK DIMENSIONS</th> </tr> <tr> <th>W</th> <th>D</th> <th>H</th> <th>W</th> <th>D</th> <th>H</th> <th>W</th> <th>H</th> </tr> </thead> <tbody> <tr> <td>IN</td> <td></td> <td></td> <td></td> <td></td> <td></td> <td></td> <td></td> <td></td> </tr> <tr> <td>MM</td> <td></td> <td></td> <td></td> <td></td> <td></td> <td></td> <td></td> <td></td> </tr> </tbody> </table>		OVERALL DIMENSIONS			SEAT DIMENSIONS			BACK DIMENSIONS		W	D	H	W	D	H	W	H	IN									MM								
			OVERALL DIMENSIONS			SEAT DIMENSIONS			BACK DIMENSIONS																											
		W	D	H	W	D	H	W	H																											
IN																																				
MM																																				
<p>Ergonomic features: M, N</p> <p><b>RTA 00</b> 1 per carton</p> <p> </p>																																				
 <p><b>NEW</b> For availability, contact Customer service</p> <p><b>Guest Bar Stool, Uph Back and Seat</b></p>	<p>List price</p> <p><b>MVL2809BSUU</b> 793 Luxhide bonded leather or fabric</p>																																			
	<table border="1"> <thead> <tr> <th rowspan="2"></th> <th colspan="3">OVERALL DIMENSIONS</th> <th colspan="3">SEAT DIMENSIONS</th> <th colspan="2">BACK DIMENSIONS</th> </tr> <tr> <th>W</th> <th>D</th> <th>H</th> <th>W</th> <th>D</th> <th>H</th> <th>W</th> <th>H</th> </tr> </thead> <tbody> <tr> <td>IN</td> <td></td> <td></td> <td></td> <td></td> <td></td> <td></td> <td></td> <td></td> </tr> <tr> <td>MM</td> <td></td> <td></td> <td></td> <td></td> <td></td> <td></td> <td></td> <td></td> </tr> </tbody> </table>		OVERALL DIMENSIONS			SEAT DIMENSIONS			BACK DIMENSIONS		W	D	H	W	D	H	W	H	IN									MM								
			OVERALL DIMENSIONS			SEAT DIMENSIONS			BACK DIMENSIONS																											
		W	D	H	W	D	H	W	H																											
IN																																				
MM																																				
<p>Ergonomic features: M, N</p> <p><b>RTA 00</b> 1 per carton</p> <p> </p>																																				
 <p><b>Synchro-Tilter, Uph Back and Seat</b> Unit weight: 42 LB   19.1 KG Carton weight: 51 LB   23.13 KG Carton volume: 10.5 FT³   0.29 MT³</p>	<p>List price</p> <p><b>MVL2811</b> 732 Luxhide bonded leather or fabric (previously MVL2811F)</p>																																			
	<table border="1"> <thead> <tr> <th rowspan="2"></th> <th colspan="3">OVERALL DIMENSIONS</th> <th colspan="3">SEAT DIMENSIONS</th> <th colspan="2">BACK DIMENSIONS</th> </tr> <tr> <th>W</th> <th>D</th> <th>H</th> <th>W</th> <th>D</th> <th>H</th> <th>W</th> <th>H</th> </tr> </thead> <tbody> <tr> <td>IN</td> <td>26</td> <td>26.5</td> <td>39.5</td> <td>20</td> <td>18.5</td> <td>16.5-21.5</td> <td>19.5</td> <td>20.5</td> </tr> <tr> <td>MM</td> <td>660</td> <td>673</td> <td>1003</td> <td>508</td> <td>470</td> <td>419-546</td> <td>495</td> <td>521</td> </tr> </tbody> </table>		OVERALL DIMENSIONS			SEAT DIMENSIONS			BACK DIMENSIONS		W	D	H	W	D	H	W	H	IN	26	26.5	39.5	20	18.5	16.5-21.5	19.5	20.5	MM	660	673	1003	508	470	419-546	495	521
			OVERALL DIMENSIONS			SEAT DIMENSIONS			BACK DIMENSIONS																											
		W	D	H	W	D	H	W	H																											
IN	26	26.5	39.5	20	18.5	16.5-21.5	19.5	20.5																												
MM	660	673	1003	508	470	419-546	495	521																												
<p>Ergonomic features: A, B, C, D, H, L, M, N</p> <p><b>RTA 2</b>  1 per carton</p> <p> </p>																																				
 <p><b>Multi-Tilter, Uph Back and Seat</b> Unit weight: 47 LB   21.4 KG Carton weight: 56 LB   25.4 KG Carton volume: 10.5 FT³   0.29 MT³</p>	<p>List price</p> <p><b>MVL2813</b> 793 Luxhide bonded leather or fabric (previously MVL2813F)</p>																																			
	<table border="1"> <thead> <tr> <th rowspan="2"></th> <th colspan="3">OVERALL DIMENSIONS</th> <th colspan="3">SEAT DIMENSIONS</th> <th colspan="2">BACK DIMENSIONS</th> </tr> <tr> <th>W</th> <th>D</th> <th>H</th> <th>W</th> <th>D</th> <th>H</th> <th>W</th> <th>H</th> </tr> </thead> <tbody> <tr> <td>IN</td> <td>26</td> <td>27</td> <td>39.5</td> <td>20</td> <td>18.5</td> <td>17.5-22.5</td> <td>19.5</td> <td>20</td> </tr> <tr> <td>MM</td> <td>660</td> <td>686</td> <td>1003</td> <td>508</td> <td>470</td> <td>445-572</td> <td>495</td> <td>508</td> </tr> </tbody> </table>		OVERALL DIMENSIONS			SEAT DIMENSIONS			BACK DIMENSIONS		W	D	H	W	D	H	W	H	IN	26	27	39.5	20	18.5	17.5-22.5	19.5	20	MM	660	686	1003	508	470	445-572	495	508
			OVERALL DIMENSIONS			SEAT DIMENSIONS			BACK DIMENSIONS																											
		W	D	H	W	D	H	W	H																											
IN	26	27	39.5	20	18.5	17.5-22.5	19.5	20																												
MM	660	686	1003	508	470	445-572	495	508																												
<p>Ergonomic features: A, B, C, D, F, G, H, M, N, S</p> <p><b>RTA 2</b>  1 per carton</p> <p> </p>																																				

**DESCRIPTION MODEL# / FEATURES**



**Tilter, Uph Back and Seat**  
 Unit weight: 40 LB | 18.2 KG  
 Carton weight: 49 LB | 22.23 KG  
 Carton volume: 10.5 FT³ | 0.29 MT³

List price

**MVL2814** 703  
 Luxhide bonded leather  
 or fabric (previously MVL2814F)

	OVERALL DIMENSIONS			SEAT DIMENSIONS			BACK DIMENSIONS	
	W	D	H	W	D	H	W	H
IN	26	26.5	38.5	20	18.5	16.5-21.5	19.5	20.5
MM	660	673	978	508	470	419-546	495	521

Ergonomic features:  
 A, B, C, D, E, H, M, N, S



1 per carton



**Task, Uph Back and Seat**  
 Unit weight: 32 LB | 14.5 KG  
 Carton weight: 41 LB | 18.6 KG  
 Carton volume: 10.5 FT³ | 0.29 MT³

List price

**MVL2816** 650  
 Luxhide bonded leather  
 or fabric (previously MVL2816F)

	OVERALL DIMENSIONS			SEAT DIMENSIONS			BACK DIMENSIONS	
	W	D	H	W	D	H	W	H
IN	26	26.5	37	20	18.5	16-21	19.5	20.5
MM	660	673	940	508	470	406-533	495	521

Ergonomic features:  
 C, D, E, H, M, N



1 per carton



**Armless Height Adjustable, Uph Back and Seat**  
 Unit weight: 31 LB | 14.1 KG  
 Carton weight: 40 LB | 18.14 KG  
 Carton volume: 10.5 FT³ | 0.29 MT³

List price

**MVL2817** 730  
 Luxhide bonded leather  
 or fabric (previously MVL2817F)

	OVERALL DIMENSIONS			SEAT DIMENSIONS			BACK DIMENSIONS	
	W	D	H	W	D	H	W	H
IN	20	26.5	48	20	18.5	23-33	19.5	20.5
MM	508	673	1219	508	470	584-838	495	521

Ergonomic features:  
 C, D, M, N



1 per carton



**Height Adjustable w/Arms, Uph Back and Seat**  
 Unit weight: 37 LB | 16.8 KG  
 Carton weight: 46 LB | 20.87 KG  
 Carton volume: 10.5 FT³ | 0.29 MT³

List price

**MVL2818** 837  
 Luxhide bonded leather  
 or fabric (previously MVL2818F)

	OVERALL DIMENSIONS			SEAT DIMENSIONS			BACK DIMENSIONS	
	W	D	H	W	D	H	W	H
IN	26	26.5	48	20	18.5	23-33	19.5	20.5
MM	660	673	1219	508	470	584-838	495	521

Ergonomic features:  
 C, D, H, M, N



1 per carton



**Guest Chair, Uph Back and Seat**  
 Unit weight: 20 LB | 9.1 KG  
 Carton weight: 26 LB | 11.79 KG  
 Carton volume: 13.5 FT³ | 0.38 MT³

List price

**MVL2819** 558  
 Luxhide bonded leather  
 or fabric (previously MVL2819F)

	OVERALL DIMENSIONS			SEAT DIMENSIONS			BACK DIMENSIONS	
	W	D	H	W	D	H	W	H
IN	25.25	24	34.5	19.5	18	17.5	19	17
MM	641	610	876	495	457	445	483	432

Stacks 5 high.
























Back exterior upholstered  
 in Jenny, Ebony (JN02).

Ergonomic features:  
 M, N












1 per carton











DESCRIPTION	MODEL# / FEATURES																																			
 <p><b>Guest Chair w/Casters, Uph Back and Seat</b> Unit weight: 20 LB   9.1 KG Carton weight: 26 LB   11.79 KG Carton volume: 13.5 FT³   0.38 MT³</p>	List price																																			
	<b>MVL2819C</b>	653																																		
	Luxhide bonded leather or fabric (previously MVL2819CF)																																			
	<table border="1"> <thead> <tr> <th rowspan="2"></th> <th colspan="3">OVERALL DIMENSIONS</th> <th colspan="3">SEAT DIMENSIONS</th> <th colspan="2">BACK DIMENSIONS</th> </tr> <tr> <th>W</th> <th>D</th> <th>H</th> <th>W</th> <th>D</th> <th>H</th> <th>W</th> <th>H</th> </tr> </thead> <tbody> <tr> <td>Back exterior upholstered in Jenny, Ebony (JN02).</td> <td>IN 25.25</td> <td>24</td> <td>34.5</td> <td>19.5</td> <td>18</td> <td>17.5</td> <td>19</td> <td>17</td> </tr> <tr> <td></td> <td>MM 641</td> <td>610</td> <td>876</td> <td>495</td> <td>457</td> <td>445</td> <td>483</td> <td>432</td> </tr> </tbody> </table>			OVERALL DIMENSIONS			SEAT DIMENSIONS			BACK DIMENSIONS		W	D	H	W	D	H	W	H	Back exterior upholstered in Jenny, Ebony (JN02).	IN 25.25	24	34.5	19.5	18	17.5	19	17		MM 641	610	876	495	457	445	483
	OVERALL DIMENSIONS			SEAT DIMENSIONS			BACK DIMENSIONS																													
	W	D	H	W	D	H	W	H																												
Back exterior upholstered in Jenny, Ebony (JN02).	IN 25.25	24	34.5	19.5	18	17.5	19	17																												
	MM 641	610	876	495	457	445	483	432																												
Ergonomic features: M, N	<b>RTA 00</b>	1 per carton																																		
	 																																			
 <p><b>Synchro-Tilter, Mesh Back and Seat</b> Unit weight: 42 LB   19.1 KG Carton weight: 51 LB   23.13 KG Carton volume: 10.5 FT³   0.29 MT³</p>	List price																																			
	<b>MVL2821</b>	768																																		
	Black mesh																																			
	<table border="1"> <thead> <tr> <th rowspan="2"></th> <th colspan="3">OVERALL DIMENSIONS</th> <th colspan="3">SEAT DIMENSIONS</th> <th colspan="2">BACK DIMENSIONS</th> </tr> <tr> <th>W</th> <th>D</th> <th>H</th> <th>W</th> <th>D</th> <th>H</th> <th>W</th> <th>H</th> </tr> </thead> <tbody> <tr> <td></td> <td>IN 26</td> <td>26.5</td> <td>39.5</td> <td>20</td> <td>18.5</td> <td>16.5-21.5</td> <td>19.5</td> <td>20.5</td> </tr> <tr> <td></td> <td>MM 660</td> <td>673</td> <td>1003</td> <td>508</td> <td>470</td> <td>419-546</td> <td>495</td> <td>521</td> </tr> </tbody> </table>			OVERALL DIMENSIONS			SEAT DIMENSIONS			BACK DIMENSIONS		W	D	H	W	D	H	W	H		IN 26	26.5	39.5	20	18.5	16.5-21.5	19.5	20.5		MM 660	673	1003	508	470	419-546	495
	OVERALL DIMENSIONS			SEAT DIMENSIONS			BACK DIMENSIONS																													
	W	D	H	W	D	H	W	H																												
	IN 26	26.5	39.5	20	18.5	16.5-21.5	19.5	20.5																												
	MM 660	673	1003	508	470	419-546	495	521																												
Ergonomic features: A, B, C, D, H, L, M	<b>RTA 2</b>	 1 per carton																																		
	 																																			
 <p><b>Multi-Tilter, Mesh Back and Seat</b> Unit weight: 47 LB   21.4 KG Carton weight: 56 LB   25.4 KG Carton volume: 10.5 FT³   0.29 MT³</p>	List price																																			
	<b>MVL2823</b>	827																																		
	Black mesh																																			
	<table border="1"> <thead> <tr> <th rowspan="2"></th> <th colspan="3">OVERALL DIMENSIONS</th> <th colspan="3">SEAT DIMENSIONS</th> <th colspan="2">BACK DIMENSIONS</th> </tr> <tr> <th>W</th> <th>D</th> <th>H</th> <th>W</th> <th>D</th> <th>H</th> <th>W</th> <th>H</th> </tr> </thead> <tbody> <tr> <td></td> <td>IN 26</td> <td>27</td> <td>39.5</td> <td>20</td> <td>18.5</td> <td>17.5-22.5</td> <td>19.5</td> <td>20</td> </tr> <tr> <td></td> <td>MM 660</td> <td>686</td> <td>1003</td> <td>508</td> <td>470</td> <td>445-572</td> <td>495</td> <td>508</td> </tr> </tbody> </table>			OVERALL DIMENSIONS			SEAT DIMENSIONS			BACK DIMENSIONS		W	D	H	W	D	H	W	H		IN 26	27	39.5	20	18.5	17.5-22.5	19.5	20		MM 660	686	1003	508	470	445-572	495
	OVERALL DIMENSIONS			SEAT DIMENSIONS			BACK DIMENSIONS																													
	W	D	H	W	D	H	W	H																												
	IN 26	27	39.5	20	18.5	17.5-22.5	19.5	20																												
	MM 660	686	1003	508	470	445-572	495	508																												
Ergonomic features: A, B, C, D, F, G, H, M, S	<b>RTA 2</b>	 1 per carton																																		
	 																																			
 <p><b>Tilter, Mesh Back and Seat</b> Unit weight: 40 LB   18.2 KG Carton weight: 49 LB   22.23 KG Carton volume: 10.5 FT³   0.29 MT³</p>	List price																																			
	<b>MVL2824</b>	738																																		
	Black mesh																																			
	<table border="1"> <thead> <tr> <th rowspan="2"></th> <th colspan="3">OVERALL DIMENSIONS</th> <th colspan="3">SEAT DIMENSIONS</th> <th colspan="2">BACK DIMENSIONS</th> </tr> <tr> <th>W</th> <th>D</th> <th>H</th> <th>W</th> <th>D</th> <th>H</th> <th>W</th> <th>H</th> </tr> </thead> <tbody> <tr> <td></td> <td>IN 26</td> <td>26.5</td> <td>38.5</td> <td>20</td> <td>18.5</td> <td>16.5-21.5</td> <td>19.5</td> <td>20.5</td> </tr> <tr> <td></td> <td>MM 660</td> <td>673</td> <td>978</td> <td>508</td> <td>470</td> <td>419-546</td> <td>495</td> <td>521</td> </tr> </tbody> </table>			OVERALL DIMENSIONS			SEAT DIMENSIONS			BACK DIMENSIONS		W	D	H	W	D	H	W	H		IN 26	26.5	38.5	20	18.5	16.5-21.5	19.5	20.5		MM 660	673	978	508	470	419-546	495
	OVERALL DIMENSIONS			SEAT DIMENSIONS			BACK DIMENSIONS																													
	W	D	H	W	D	H	W	H																												
	IN 26	26.5	38.5	20	18.5	16.5-21.5	19.5	20.5																												
	MM 660	673	978	508	470	419-546	495	521																												
Ergonomic features: A, B, C, D, E, H, M, S	<b>RTA 2</b>	 1 per carton																																		
	 																																			
 <p><b>Task, Mesh Back and Seat</b> Unit weight: 32 LB   14.5 KG Carton weight: 41 LB   18.6 KG Carton volume: 10.5 FT³   0.29 MT³</p>	List price																																			
	<b>MVL2826</b>	685																																		
	Black mesh																																			
	<table border="1"> <thead> <tr> <th rowspan="2"></th> <th colspan="3">OVERALL DIMENSIONS</th> <th colspan="3">SEAT DIMENSIONS</th> <th colspan="2">BACK DIMENSIONS</th> </tr> <tr> <th>W</th> <th>D</th> <th>H</th> <th>W</th> <th>D</th> <th>H</th> <th>W</th> <th>H</th> </tr> </thead> <tbody> <tr> <td></td> <td>IN 26</td> <td>26.5</td> <td>37</td> <td>20</td> <td>18.5</td> <td>16-21</td> <td>19.5</td> <td>20.5</td> </tr> <tr> <td></td> <td>MM 660</td> <td>673</td> <td>940</td> <td>508</td> <td>470</td> <td>406-533</td> <td>495</td> <td>521</td> </tr> </tbody> </table>			OVERALL DIMENSIONS			SEAT DIMENSIONS			BACK DIMENSIONS		W	D	H	W	D	H	W	H		IN 26	26.5	37	20	18.5	16-21	19.5	20.5		MM 660	673	940	508	470	406-533	495
	OVERALL DIMENSIONS			SEAT DIMENSIONS			BACK DIMENSIONS																													
	W	D	H	W	D	H	W	H																												
	IN 26	26.5	37	20	18.5	16-21	19.5	20.5																												
	MM 660	673	940	508	470	406-533	495	521																												
Ergonomic features: C, D, E, H, M	<b>RTA 2</b>	 1 per carton																																		
	 																																			
 <p><b>Armless Height Adjustable, Mesh Back and Seat</b> Unit weight: 31 LB   14.1 KG Carton weight: 40 LB   18.14 KG Carton volume: 10.5 FT³   0.29 MT³</p>	List price																																			
	<b>MVL2827</b>	766																																		
	Black mesh																																			
	<table border="1"> <thead> <tr> <th rowspan="2"></th> <th colspan="3">OVERALL DIMENSIONS</th> <th colspan="3">SEAT DIMENSIONS</th> <th colspan="2">BACK DIMENSIONS</th> </tr> <tr> <th>W</th> <th>D</th> <th>H</th> <th>W</th> <th>D</th> <th>H</th> <th>W</th> <th>H</th> </tr> </thead> <tbody> <tr> <td></td> <td>IN 20</td> <td>26.5</td> <td>48</td> <td>20</td> <td>18.5</td> <td>23-33</td> <td>19.5</td> <td>20.5</td> </tr> <tr> <td></td> <td>MM 508</td> <td>673</td> <td>1219</td> <td>508</td> <td>470</td> <td>584-838</td> <td>495</td> <td>521</td> </tr> </tbody> </table>			OVERALL DIMENSIONS			SEAT DIMENSIONS			BACK DIMENSIONS		W	D	H	W	D	H	W	H		IN 20	26.5	48	20	18.5	23-33	19.5	20.5		MM 508	673	1219	508	470	584-838	495
	OVERALL DIMENSIONS			SEAT DIMENSIONS			BACK DIMENSIONS																													
	W	D	H	W	D	H	W	H																												
	IN 20	26.5	48	20	18.5	23-33	19.5	20.5																												
	MM 508	673	1219	508	470	584-838	495	521																												
Ergonomic features: C, D, M	<b>RTA 2</b>	 1 per carton																																		
	 																																			










DESCRIPTION	MODEL# / FEATURES	List price									
 <p><b>Height Adjustable w/Arms, Mesh Back and Seat</b>                      Unit weight: 37 LB   16.8 KG                      Carton weight: 46 LB   20.87 KG                      Carton volume: 10.5 FT³   0.29 MT³</p>	<p><b>MVL2828</b> Black mesh</p>	871									
		OVERALL DIMENSIONS			SEAT DIMENSIONS			BACK DIMENSIONS			
		W	D	H	W	D	H	W	H		
	IN 26 MM 660	26.5 673	48 1219	20 508	18.5 470	23-33 584-838	19.5 495	20.5 521			
Ergonomic features: C, D, H, M				1 per carton							




DESCRIPTION	MODEL# / FEATURES	List price									
 <p><b>Armless Guest Chair, Mesh Back and Uph Seat</b>                      Unit weight: 19 LB   8.6 KG                      Carton weight: 25 LB   11.34 KG                      Carton volume: 13 FT³   0.36 MT³</p>	<p><b>MVL2831</b> Luxhide bonded leather or fabric (previously MVL2831F)</p>	442									
		OVERALL DIMENSIONS			SEAT DIMENSIONS			BACK DIMENSIONS			
		W	D	H	W	D	H	W	H		
	IN 20 MM 508	24 610	34.5 876	19.5 495	18 457	17.5 445	19 483	17 432			
Ergonomic features: M, N			1 per carton								

DESCRIPTION	MODEL# / FEATURES	List price									
 <p><b>Armless Guest Chair w/Casters, Mesh Back and Uph Seat</b>                      Unit weight: 19 LB   8.6 KG                      Carton weight: 25 LB   11.34 KG                      Carton volume: 13 FT³   0.36 MT³</p>	<p><b>MVL2831C</b> Luxhide bonded leather or fabric (previously MVL2831CF)</p>	543									
		OVERALL DIMENSIONS			SEAT DIMENSIONS			BACK DIMENSIONS			
		W	D	H	W	D	H	W	H		
	IN 20 MM 508	24 610	34.5 876	19.5 495	18 457	17.5 445	19 483	17 432			
Ergonomic features: M, N			1 per carton								

DESCRIPTION	MODEL# / FEATURES	List price									
 <p><b>Armless Guest Bar Stool, Mesh Back and Uph Seat</b></p> <p><b>NEW - For availability, contact Customer service</b></p>	<p><b>MVL2831BSMU</b> Luxhide bonded leather or fabric</p>	671									
		OVERALL DIMENSIONS			SEAT DIMENSIONS			BACK DIMENSIONS			
		W	D	H	W	D	H	W	H		
	IN MM										
Ergonomic features: M, N			1 per carton								

DESCRIPTION	MODEL# / FEATURES	List price									
 <p><b>Armless Guest Bar Stool, Uph Back and Seat</b></p> <p><b>NEW - For availability, contact Customer service</b></p>	<p><b>MVL2831BSUU</b> Luxhide bonded leather or fabric</p>	758									
		OVERALL DIMENSIONS			SEAT DIMENSIONS			BACK DIMENSIONS			
		W	D	H	W	D	H	W	H		
	IN MM										
Ergonomic features: M, N			1 per carton								

DESCRIPTION	MODEL# / FEATURES								
	List price								
	<b>MVL2832</b>	525							
	Luxehide bonded leather or fabric (previously MVL2832F)								
	Stacks 5 high.								
<b>Armless Guest Chair, Uph Back and Seat</b> Unit weight: 20 LB   9.1 KG Carton weight: 26 LB   11.79 KG Carton volume: 13 FT³   0.36 MT³	<b>OVERALL DIMENSIONS</b>			<b>SEAT DIMENSIONS</b>			<b>BACK DIMENSIONS</b>		
		<b>W</b>	<b>D</b>	<b>H</b>	<b>W</b>	<b>D</b>	<b>H</b>	<b>W</b>	<b>H</b>
	Back exterior upholstered in Jenny, Ebony (JN02).	IN 20	24	34.5	19.5	18	17.5	19	17
		MM 508	610	876	495	457	445	483	432
Ergonomic features: M, N	<b>RTA 00</b>	1 per carton							

DESCRIPTION	MODEL# / FEATURES								
	List price								
	<b>MVL2832C</b>	619							
	Luxehide bonded leather or fabric (previously MVL2832CF)								
	Stacks 5 high.								
<b>Armless Guest Chair w/Casters, Uph Back and Seat</b> Unit weight: 20 LB   9.1 KG Carton weight: 26 LB   11.79 KG Carton volume: 13 FT³   0.36 MT³	<b>OVERALL DIMENSIONS</b>			<b>SEAT DIMENSIONS</b>			<b>BACK DIMENSIONS</b>		
		<b>W</b>	<b>D</b>	<b>H</b>	<b>W</b>	<b>D</b>	<b>H</b>	<b>W</b>	<b>H</b>
	Back exterior upholstered in Jenny, Ebony (JN02).	IN 20	24	34.5	19.5	18	17.5	19	17
		MM 508	610	876	495	457	445	483	432
Ergonomic features: M, N	<b>RTA 00</b>	1 per carton							

IONIC BENCHES



model MLUB-2

STANDARD FEATURES

- Upholstered bench with signature H-legs and generous seating area in one, two and three seater options.
- Durable and ideal for open spaces and common areas.
- 2" thick fully upholstered cushions banded on all four sides.
- Cushion is secured to H-legs with T-nuts.
- Can be upholstered in all Global grade 1 seating textiles or in Luxhide bonded leather (see page 149).
- Shipped easy to assemble.
- Limited Lifetime Warranty (5-year exceptions apply - see page 153).
- Weight capacity for this series is 300 lbs.

LEG FINISHES

- Legs are painted in a durable Sandtex finish with low profile plastic glides. Available in the following finishes:  
BLK Black  
DWT Designer White  
TUN Tungsten

ALTERNATE TEXTILE OPTIONS

- Graded-in textiles are available. No minimum quantities. Contact Customer Service for pricing.

COMPLEMENTARY COFFEE TABLES

- For Ionic coffee tables, see page 116.

DESCRIPTION MODEL# / FEATURES

		List price						
	MLUB-1	535						
<p><b>One Seater Bench</b> Unit weight: 19 LB   8.6 KG Carton weight: 24 LB   10.89 KG Carton volume: 3 FT<sup>3</sup>   0.08 MT<sup>3</sup></p>								

		List price						
	MLUB-2	643						
<p><b>Two Seater Bench</b> Unit weight: 26 LB   11.8 KG Carton weight: 32 LB   14.51 KG Carton volume: 4 FT<sup>3</sup>   0.11 MT<sup>3</sup></p>								

		List price						
	MLUB-3	821						
<p><b>Three Seater Bench</b> Unit weight: 43 LB   19.5 KG Carton weight: 51 LB   23.13 KG Carton volume: 6 FT<sup>3</sup>   0.16 MT<sup>3</sup></p>								

JAVA



model OTG10902

STANDARD FEATURES


- Tilter chair with durable rear shroud.
- Flared fixed loop arms.
- Black frame and Black spider base.
- Dual wheel carpet casters (C65) are standard.
- Only available in Black mesh fabric (MS20) seat with contrasting Grey mesh back.
- Compliant with the emissions guidelines set by the GREENGUARD Environmental Institute.
- Limited Lifetime Warranty (2-year exceptions apply - see page 153).
- Weight capacity for this series is 300 lbs.

CHAIR ADJUSTMENTS

- Center tilt with upright position tilt lock.
- Tilt tension adjustment.
- Pneumatic seat height adjustment.

OPTIONAL FEATURES

- Hard surface flooring casters (**C65R**) can be purchased separately. Add \$91/set.

DESCRIPTION	MODEL# / FEATURES	List price																																								
 <p><b>High Back Tilter</b>                      Unit weight: 23 LB   10.5 KG                      Carton weight: 28 LB   12.7 KG                      Carton volume: 3.4 FT<sup>3</sup>   0.09 MT<sup>3</sup></p>	<p><b>OTG10902</b></p> <p>Ergonomic features: A, B, C, M, N, S</p>																																									
		<table border="1"> <thead> <tr> <th colspan="3">OVERALL DIMENSIONS</th> <th colspan="3">SEAT DIMENSIONS</th> <th colspan="2">BACK DIMENSIONS</th> </tr> <tr> <th></th> <th>W</th> <th>D</th> <th>H</th> <th>W</th> <th>D</th> <th>H</th> <th>W</th> <th>H</th> </tr> </thead> <tbody> <tr> <td>IN</td> <td>24</td> <td>23</td> <td>39</td> <td>19.5</td> <td>17</td> <td>17-21</td> <td>18</td> <td>20</td> </tr> <tr> <td>MM</td> <td>610</td> <td>584</td> <td>991</td> <td>495</td> <td>432</td> <td>432-533</td> <td>457</td> <td>508</td> </tr> </tbody> </table>			OVERALL DIMENSIONS			SEAT DIMENSIONS			BACK DIMENSIONS			W	D	H	W	D	H	W	H	IN	24	23	39	19.5	17	17-21	18	20	MM	610	584	991	495	432	432-533	457	508	<p>RTA 8</p>		<p>courier</p>
OVERALL DIMENSIONS			SEAT DIMENSIONS			BACK DIMENSIONS																																				
	W	D	H	W	D	H	W	H																																		
IN	24	23	39	19.5	17	17-21	18	20																																		
MM	610	584	991	495	432	432-533	457	508																																		

KAYSEE



model OTG12112B

STANDARD FEATURES

- Mesh high back tilter chair.
- Standard with height adjustable T-arms with self-skinned urethane (SSU) armcaps.
- Black base with dual wheel carpet casters (C1) are standard.
- Only available with Black Luxhide bonded leather seat and Black mesh back.
- Compliant with the emissions guidelines set by the GREENGUARD Environmental Institute.
- Limited Lifetime Warranty (2-year exceptions apply - see page 153).
- Weight capacity for this series is 300 lbs.

CHAIR ADJUSTMENTS

- Center tilt with upright position tilt lock.
- Tilt tension adjustment.
- Height adjustable flexible lumbar support.
- Pneumatic seat height adjustment.

OPTIONAL FEATURES

- Hard surface flooring casters (C9R) can be purchased separately. Add \$91/set.

DESCRIPTION

MODEL# / FEATURES



High Back Tilter

Unit weight: 34 LB | 15.5 KG  
 Carton weight: 40 LB | 18.14 KG  
 Carton volume: 4.1 FT³ | 0.11 MT³

Ergonomic features:  
 A, B, C, D, H, S, M, N

List price

OTG12112B 462

	OVERALL DIMENSIONS			SEAT DIMENSIONS			BACK DIMENSIONS	
	W	D	H	W	D	H	W	H
IN	25	24	41	20	18	16.5-20.5	18	22
MM	635	610	1041	508	457	419-521	457	559



1 per carton



KAZAN



model OTG11670B

STANDARD FEATURES

- Unique design by Zooley Chu.
- Comfortable multi-segmented cushions with deep padding.
- Double needle decorative stitch details.
- Fully upholstered arms.
- Dual wheel carpet casters (C65) are standard
- Seating surfaces are upholstered in Black Luxhide bonded leather.
- Compliant with the emissions guidelines set by the GREENGUARD Environmental Institute.
- Limited Lifetime Warranty (2-year exceptions apply - see page 153).
- Weight capacity for this series is 300 lbs.

CHAIR ADJUSTMENTS

- Center tilt with upright position tilt lock.
- Tilt tension adjustment.
- Pneumatic seat height adjustment.

OPTIONAL FEATURES

- Hard surface flooring casters (C65R) can be purchased separately. Add \$91/set.

DESCRIPTION

MODEL# / FEATURES



High Back Tilter

Unit weight: 54 LB | 24.5 KG  
 Carton weight: 60 LB | 27.22 KG  
 Carton volume: 8 FT³ | 0.22 MT³

Ergonomic features:  
 A, B, C, M, N, S

List price

OTG11670B 756

	OVERALL DIMENSIONS			SEAT DIMENSIONS			BACK DIMENSIONS	
	W	D	H	W	D	H	W	H
IN	25.5	29.5	46	21.5	20	17-21	17.5	27.5
MM	648	749	1168	546	508	432-533	445	699



1 per carton






## KYLIE



model OTG11355C

### STANDARD FEATURES

- Lightweight multi-purpose stacking chairs.
- Durable and easy to clean reinforced polypropylene.
- Stackable up to 4 high on floor.
- Stackable up to 8 high on dolly (OTG6756).
- Available in Cadet (C), Grey (G) and White (W).
- Integrated non-slip glides.
- Shipped assembled (3 in a carton).
- Compliant with the emissions guidelines set by the GREENGUARD Environmental Institute.
- Limited Lifetime Warranty (2-year exceptions apply - see page 153).
- Weight capacity for this series is 300 lbs.

DESCRIPTION	MODEL# / FEATURES	List price								
 <p><b>Armless Stacking Chair</b>                      Unit weight: 9.5 LB   4.3 KG                      Carton weight: 11.67 LB   5.29 KG                      Carton volume: 11 FT³   0.31 MT</p>	<b>OTG11355C</b> <b>OTG11355G</b> <b>OTG11355W</b>	252								
	Stacks 4 high on floor.	<b>OVERALL DIMENSIONS</b>			<b>SEAT DIMENSIONS</b>			<b>BACK DIMENSIONS</b>		
		<b>W</b>	<b>D</b>	<b>H</b>	<b>W</b>	<b>D</b>	<b>H</b>	<b>W</b>	<b>H</b>	
	IN 19	20	32	15.75	17	18	19	13.5		
	MM 483	508	813	400	432	457	483	343		
	<b>RTA 00</b>	3 per carton (pricing and specifications are for one chair)								
		List price								
 <p><b>Dolly</b>                      Unit weight: 13 LB   5.9 KG                      Carton weight: 16 LB   7.26 KG                      Carton volume: 2.9 FT³   0.08 MT</p>	<b>OTG6756</b>	370								
	Stacks 8 high on dolly.	<b>OVERALL DIMENSIONS</b>			<b>SEAT DIMENSIONS</b>			<b>BACK DIMENSIONS</b>		
		<b>W</b>	<b>D</b>	<b>H</b>	<b>W</b>	<b>D</b>	<b>H</b>	<b>W</b>	<b>H</b>	
	IN 19.75	23.25	9.75	-	-	-	-	-		
	MM 502	591	248	-	-	-	-	-		
	<b>RTA 00</b>	1 per carton								

LITE-LIFT



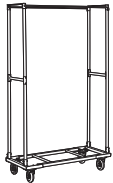



model OTG11674

STANDARD FEATURES

- Multi-purpose folding chair.
- Lightweight, durable, portable and easy to clean.
- Folds flat for compact storage.
- Molded plastic seat and back in Oyster Grey only.
- Strong steel frame in Charcoal color with epoxy coating.
- Stackable up to 25 high on dolly (MVL2776).
- Shipped fully assembled.
- Limited Lifetime Warranty (1-year exceptions apply - see page 153).
- Weight capacity for this series is 200 lbs.

For complementary Lite-Lift folding tables, see page 130.

DESCRIPTION		MODEL# / FEATURES																																		
 <p><b>Armless Folding Chairs - Set of 4</b>                      Unit weight: 12 LB   5.5 KG                      Carton weight: 54 LB   24.49 KG                      Carton volume: 5.23 FT³   0.14 MT³</p>	<p><b>OTG11674</b></p>	List price																																		
		497																																		
		<table border="1"> <thead> <tr> <th colspan="3">OVERALL DIMENSIONS</th> <th colspan="3">SEAT DIMENSIONS</th> <th colspan="2">BACK DIMENSIONS</th> </tr> <tr> <th></th> <th>W</th> <th>D</th> <th>H</th> <th>W</th> <th>D</th> <th>H</th> <th>W</th> <th>H</th> </tr> </thead> <tbody> <tr> <td>IN</td> <td>19</td> <td>22</td> <td>33.5</td> <td>16</td> <td>17</td> <td>17.5</td> <td>18.5</td> <td>17</td> </tr> <tr> <td>MM</td> <td>483</td> <td>559</td> <td>851</td> <td>406</td> <td>432</td> <td>445</td> <td>470</td> <td>432</td> </tr> </tbody> </table>		OVERALL DIMENSIONS			SEAT DIMENSIONS			BACK DIMENSIONS			W	D	H	W	D	H	W	H	IN	19	22	33.5	16	17	17.5	18.5	17	MM	483	559	851	406	432	445
OVERALL DIMENSIONS			SEAT DIMENSIONS			BACK DIMENSIONS																														
	W	D	H	W	D	H	W	H																												
IN	19	22	33.5	16	17	17.5	18.5	17																												
MM	483	559	851	406	432	445	470	432																												
<p><b>RTA 00</b>  1 carton (pricing is for the set, specifications are for one chair)</p>																																				
 <p><b>Dolly</b>                      Unit weight: 43 LB   19.5 KG                      Carton weight: 48 LB   21.77 KG                      Carton volume: 3.08 FT³   0.08 MT³</p>	<p><b>MVL2776</b></p> <p>Stacks OTG11674 chairs horizontally, up to 25 high.</p>	List price																																		
		516																																		
		<table border="1"> <thead> <tr> <th colspan="3">OVERALL DIMENSIONS</th> <th colspan="3">SEAT DIMENSIONS</th> <th colspan="2">BACK DIMENSIONS</th> </tr> <tr> <th></th> <th>W</th> <th>D</th> <th>H</th> <th>W</th> <th>D</th> <th>H</th> <th>W</th> <th>H</th> </tr> </thead> <tbody> <tr> <td>IN</td> <td>18.5</td> <td>43.5</td> <td>74.75</td> <td>-</td> <td>-</td> <td>-</td> <td>-</td> <td>-</td> </tr> <tr> <td>MM</td> <td>470</td> <td>1105</td> <td>1899</td> <td>-</td> <td>-</td> <td>-</td> <td>-</td> <td>-</td> </tr> </tbody> </table>		OVERALL DIMENSIONS			SEAT DIMENSIONS			BACK DIMENSIONS			W	D	H	W	D	H	W	H	IN	18.5	43.5	74.75	-	-	-	-	-	MM	470	1105	1899	-	-	-
OVERALL DIMENSIONS			SEAT DIMENSIONS			BACK DIMENSIONS																														
	W	D	H	W	D	H	W	H																												
IN	18.5	43.5	74.75	-	-	-	-	-																												
MM	470	1105	1899	-	-	-	-	-																												
<p><b>RTA 0</b>  1 per carton</p>																																				

## LOCATE



**Sample layout**  
Five single seat units, two end arms, one table bridge and one corner table



**Sample layout**  
Five single bench units, one table bridge and one corner table

## STANDARD FEATURES

- Locate is a modular seating series that is easy to configure, durable and ideal for linear and corner spaces.
- Modular non-handed linking components, can be reconfigured to suit your space.
- Cushions are fully upholstered and mounted on welded steel sled bases.
- Can be upholstered in all Global grade 1 seating textiles or in Luxhide bonded leather (see page 149).
- Tables are made from 45 lb. density particle board covered with thermally fused laminate on both sides.
- Tables are available in all Ionic finishes (see page 150).
- Most units can be ganged together with connecting brackets. Connecting brackets are not included with all models (see model description for details).
- Compliant with the emissions guidelines set by the GREENGUARD Environmental Institute.
- Limited Lifetime Warranty (5-year exceptions apply - see page 153).
- Weight capacity for this series is 300 lbs. per seat.

## OPTIONAL FEATURES

- Welded steel sled base and posts are available in Black (**BLK**) or Tungsten (**TUN**) finish, please specify. No upcharge.
- For Chrome finish frame on single seats, please specify (**CHM**). Add \$64.
- For Chrome finish frame on tables or benches, please specify (**CHM**). Add \$39.

## ALTERNATE TEXTILE OPTIONS

- Graded-in textiles are available. No minimum quantities. Contact Customer Service for pricing.

## DESCRIPTION

## MODEL# / FEATURES



### Single Seat

Unit weight: 29 LB | 13.2 KG  
Carton weight: 39 LB | 17.69 KG  
Carton volume: 16.5 FT<sup>3</sup> | 0.46 MT<sup>3</sup>

List price  
**MVL5001NA** 597

Connecting brackets not included.

OVERALL DIMENSIONS			SEAT DIMENSIONS			BACK DIMENSIONS	
W	D	H	W	D	H	W	H
IN 25	29	30.5	25	19	17.5	25	13
MM 635	737	775	635	483	445	635	330

**RTA 00**

1 per carton



### End Arm (Single)

Unit weight: 7 LB | 3.2 KG  
Carton weight: 9 LB | 4.08 KG  
Carton volume: 1.1 FT<sup>3</sup> | 0.04 MT<sup>3</sup>

List price  
**MVL5002** 189

Can be used on left or right side.

Connecting brackets included.  
*Dimensions do not include the connecting brackets.*

OVERALL DIMENSIONS			SEAT DIMENSIONS			BACK DIMENSIONS	
W	D	H	W	D	H	W	H
IN 3	18.5	9	-	-	-	-	-
MM 76	470	229	-	-	-	-	-

**RTA 00**



1 per carton



### Center Arm (Single)

Unit weight: 7 LB | 3.2 KG  
Carton weight: 10 LB | 4.54 KG  
Carton volume: 1.6 FT<sup>3</sup> | 0.04 MT<sup>3</sup>

List price  
**MVL5002C** 189

For use in between single seat and bench units.

Connecting brackets included.  
*Dimensions do not include the connecting brackets.*

OVERALL DIMENSIONS			SEAT DIMENSIONS			BACK DIMENSIONS	
W	D	H	W	D	H	W	H
IN 3	18.5	9	-	-	-	-	-
MM 76	470	229	-	-	-	-	-

**RTA 00**



1 per carton





DESCRIPTION MODEL# / FEATURES

List price

MVL5003 228



**Cushion Bridge**  
Unit weight: 14 LB | 6.4 KG  
Carton weight: 18 LB | 8.16 KG  
Carton volume: 2.6 FT<sup>3</sup> | 0.07 MT<sup>3</sup>

Connects single seat and bench units.  
Connecting brackets included.  
*Dimensions do not include the connecting brackets.*

	OVERALL DIMENSIONS			SEAT DIMENSIONS			BACK DIMENSIONS	
	W	D	H	W	D	H	W	H
IN	35	22.5	3.5	-	-	-	-	-
MM	889	572	89	-	-	-	-	-
	RTA 2			courier			1 per carton	
	CANADA			CANADA		certified		

List price

MVL5004 381



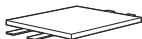
**Single Bench**  
Unit weight: 19 LB | 8.6 KG  
Carton weight: 25 LB | 11.34 KG  
Carton volume: 8.5 FT<sup>3</sup> | 0.24 MT<sup>3</sup>

Connecting brackets not included.

	OVERALL DIMENSIONS			SEAT DIMENSIONS			BACK DIMENSIONS	
	W	D	H	W	D	H	W	H
IN	25	23	17.5	25	23	17.5	-	-
MM	635	584	445	635	584	445	-	-
	RTA 00			courier			1 per carton	
	CANADA			CANADA		certified		

List price

MVL5005 215



**Table Bridge - 24"**  
Unit weight: 18 LB | 8.2 KG  
Carton weight: 22 LB | 9.98 KG  
Carton volume: 0.6 FT<sup>3</sup> | 0.01 MT<sup>3</sup>

Connecting brackets included.

	OVERALL DIMENSIONS			SEAT DIMENSIONS			BACK DIMENSIONS	
	W	D	H	W	D	H	W	H
IN	24	21	1	-	-	-	-	-
MM	610	533	25	-	-	-	-	-
	RTA 8						1 per carton	
	CANADA			CANADA		certified		

List price

MVL5006 189



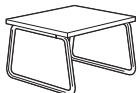
**Table Bridge - 14"**  
Unit weight: 14 LB | 6.4 KG  
Carton weight: 18 LB | 8.16 KG  
Carton volume: 0.4 FT<sup>3</sup> | 0.01 MT<sup>3</sup>

Connecting brackets included.

	OVERALL DIMENSIONS			SEAT DIMENSIONS			BACK DIMENSIONS	
	W	D	H	W	D	H	W	H
IN	14	21	1	-	-	-	-	-
MM	356	533	25	-	-	-	-	-
	RTA 8						1 per carton	
	CANADA			CANADA		certified		

List price

MVL5007 316



**Single Table - 24"**  
Unit weight: 19 LB | 8.6 KG  
Carton weight: 26 LB | 11.79 KG  
Carton volume: 8.5 FT<sup>3</sup> | 0.24 MT<sup>3</sup>

Connecting brackets not included.

	OVERALL DIMENSIONS			SEAT DIMENSIONS			BACK DIMENSIONS	
	W	D	H	W	D	H	W	H
IN	24	21	15	-	-	-	-	-
MM	610	533	381	-	-	-	-	-
	RTA 00						1 per carton	
	CANADA			CANADA		certified		

List price

MVL5008 354






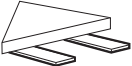


**Corner Table - Square**  
Unit weight: 20 LB | 9.1 KG  
Carton weight: 24 LB | 10.89 KG  
Carton volume: 1.7 FT<sup>3</sup> | 0.04 MT<sup>3</sup>

Monopost and connecting brackets included.  
*Dimensions do not include the connecting brackets.*

	OVERALL DIMENSIONS			SEAT DIMENSIONS			BACK DIMENSIONS	
	W	D	H	W	D	H	W	H
IN	23.5	23.5	14.5	-	-	-	-	-
MM	597	597	368	-	-	-	-	-
	RTA 8						1 per carton	
	CANADA			CANADA		certified		

DESCRIPTION MODEL# / FEATURES

		List price																																
		MVL5009	354																															
 <p><b>Corner Table - Quarter Round</b> Unit weight: 18 LB   8.2 KG Carton weight: 22 LB   9.98 KG Carton volume: 1.7 FT³   0.04 MT³</p>	Monopost and connecting brackets included. Dimensions do not include the connecting brackets.	<table border="1"> <thead> <tr> <th colspan="3">OVERALL DIMENSIONS</th> <th colspan="3">SEAT DIMENSIONS</th> <th colspan="2">BACK DIMENSIONS</th> </tr> <tr> <th>W</th> <th>D</th> <th>H</th> <th>W</th> <th>D</th> <th>H</th> <th>W</th> <th>H</th> </tr> </thead> <tbody> <tr> <td>IN 23.5</td> <td>23.5</td> <td>14.5</td> <td>-</td> <td>-</td> <td>-</td> <td>-</td> <td>-</td> </tr> <tr> <td>MM 597</td> <td>597</td> <td>368</td> <td>-</td> <td>-</td> <td>-</td> <td>-</td> <td>-</td> </tr> </tbody> </table>	OVERALL DIMENSIONS			SEAT DIMENSIONS			BACK DIMENSIONS		W	D	H	W	D	H	W	H	IN 23.5	23.5	14.5	-	-	-	-	-	MM 597	597	368	-	-	-	-	-
		OVERALL DIMENSIONS			SEAT DIMENSIONS			BACK DIMENSIONS																										
		W	D	H	W	D	H	W	H																									
		IN 23.5	23.5	14.5	-	-	-	-	-																									
MM 597	597	368	-	-	-	-	-																											
RTA 8 1 per carton		 																																

		List price																																
		MVL5011	45																															
 <p><b>Connecting Brackets (pair)</b> Unit weight: 1.5 LB   0.7 KG Carton weight: 3.5 LB   1.59 KG Carton volume: 0.1 FT³   0.003 MT³</p>	Joins single seat and bench units.	<table border="1"> <thead> <tr> <th colspan="3">OVERALL DIMENSIONS</th> <th colspan="3">SEAT DIMENSIONS</th> <th colspan="2">BACK DIMENSIONS</th> </tr> <tr> <th>W</th> <th>D</th> <th>H</th> <th>W</th> <th>D</th> <th>H</th> <th>W</th> <th>H</th> </tr> </thead> <tbody> <tr> <td>IN 2.25</td> <td>10</td> <td>0.12</td> <td>-</td> <td>-</td> <td>-</td> <td>-</td> <td>-</td> </tr> <tr> <td>MM 57</td> <td>254</td> <td>3</td> <td>-</td> <td>-</td> <td>-</td> <td>-</td> <td>-</td> </tr> </tbody> </table>	OVERALL DIMENSIONS			SEAT DIMENSIONS			BACK DIMENSIONS		W	D	H	W	D	H	W	H	IN 2.25	10	0.12	-	-	-	-	-	MM 57	254	3	-	-	-	-	-
		OVERALL DIMENSIONS			SEAT DIMENSIONS			BACK DIMENSIONS																										
		W	D	H	W	D	H	W	H																									
		IN 2.25	10	0.12	-	-	-	-	-																									
MM 57	254	3	-	-	-	-	-																											
RTA 00 courier 1 per carton		 																																

LUMI **NEW** - For availability, contact Customer service



model OTG11357

STANDARD FEATURES

- High transparency mesh back synchro-tilter chair.
- Features a contoured back frame and a thick seat cushion.
- Standard with height adjustable T-arms with sliding (depth) and rotating armcaps.
- Mesh back is available in Grey only.
- Dual wheel carpet casters (C1) are standard.
- Seating surfaces can be upholstered in all Global grade 1 seating textiles or in Luxhide bonded leather (see page 149).
- Compliant with the emissions guidelines set by the GREENGUARD Environmental Institute.
- Limited Lifetime Warranty (5-year exceptions apply - see page 153).
- Weight capacity for this series is 300 lbs.



CHAIR ADJUSTMENTS

- Synchro tilt with multi position tilt lock.
- Tilt tension adjustment.
- Pneumatic seat height adjustment.

OPTIONAL FEATURES

- Hard surface flooring casters (C9R) can be purchased separately. Add \$91/set.

DESCRIPTION MODEL# / FEATURES

		List price																																
		OTG11357	588																															
 <p><b>Synchro-Tilter, Mesh Back and Uph Seat</b> Unit weight: 32.5 LB   14.8 KG Carton weight: 37 LB   16.78 KG Carton volume: 4.6 FT³   0.13 MT³</p>	Ergonomic features: A, B, C, H, L, M, N, R	<table border="1"> <thead> <tr> <th colspan="3">OVERALL DIMENSIONS</th> <th colspan="3">SEAT DIMENSIONS</th> <th colspan="2">BACK DIMENSIONS</th> </tr> <tr> <th>W</th> <th>D</th> <th>H</th> <th>W</th> <th>D</th> <th>H</th> <th>W</th> <th>H</th> </tr> </thead> <tbody> <tr> <td>IN 25.75</td> <td>24</td> <td>38.75</td> <td>19</td> <td>18</td> <td>17.75-21.75</td> <td>18.5</td> <td>19.5</td> </tr> <tr> <td>MM 654</td> <td>610</td> <td>984</td> <td>483</td> <td>457</td> <td>451-552</td> <td>470</td> <td>495</td> </tr> </tbody> </table>	OVERALL DIMENSIONS			SEAT DIMENSIONS			BACK DIMENSIONS		W	D	H	W	D	H	W	H	IN 25.75	24	38.75	19	18	17.75-21.75	18.5	19.5	MM 654	610	984	483	457	451-552	470	495
		OVERALL DIMENSIONS			SEAT DIMENSIONS			BACK DIMENSIONS																										
		W	D	H	W	D	H	W	H																									
		IN 25.75	24	38.75	19	18	17.75-21.75	18.5	19.5																									
MM 654	610	984	483	457	451-552	470	495																											
RTA 8 courier 1 per carton																																		

M-TASK



model MVL2911



model MVL2914

STANDARD FEATURES

- Full function ergonomic seating. Canadian made.
- Slim profile with highly contoured back and waterfall seat front.
- Available with two different mechanism options: synchro-tilter and multi-tilter.
- Standard with height and width adjustable T-arms with durable self-skinned urethane (SSU) armcaps.
- Dual wheel carpet casters (C1) are standard.
- MVL2912 and MVL2914 feature a height and angle adjustable headrest.
- Seating surfaces can be upholstered in Luxhide bonded leather (various colors) or in all Global grade 1 seating textiles (see page 149).
- Compliant with the emissions guidelines set by the GREENGUARD Environmental Institute.
- Limited Lifetime Warranty (5-year exceptions apply - see page 153).
- Weight capacity for this series is 300 lbs.

CHAIR ADJUSTMENTS




- **Synchro-tilter chairs**
  - Synchro tilt with multi-position tilt lock.
  - Tilt tension adjustment.
  - Ratchet back height adjustment.
  - Pneumatic seat height adjustment.
- **Multi-tilter chairs**
  - Center tilt with infinite position tilt lock.
  - Tilt tension adjustment.
  - Independent back and seat angle adjustment.
  - Forward seat angle adjustment.
  - Ratchet back height adjustment.
  - Sliding seat depth adjustment.
  - Pneumatic seat height adjustment.





OPTIONAL FEATURES

- For hard surface flooring casters, please specify **(C9R)**. Add \$20/set.

ALTERNATE TEXTILE OPTIONS

- Graded-in textiles are available. No minimum quantities. Contact Customer Service for pricing.

DESCRIPTION	MODEL# / FEATURES																																
 <p><b>High Back Synchro-Tilter</b> Unit weight: 44 LB   20 KG Carton weight: 56 LB   25.4 KG Carton volume: 10.5 FT<sup>3</sup>   0.29 MT<sup>3</sup></p>	<p>List price</p> <p><b>MVL2911</b> 687 Luxhide bonded leather or fabric (previously MVL2911F)</p> <table border="1"> <thead> <tr> <th colspan="3">OVERALL DIMENSIONS</th> <th colspan="3">SEAT DIMENSIONS</th> <th colspan="2">BACK DIMENSIONS</th> </tr> <tr> <th>W</th> <th>D</th> <th>H</th> <th>W</th> <th>D</th> <th>H</th> <th>W</th> <th>H</th> </tr> </thead> <tbody> <tr> <td>IN 25</td> <td>23</td> <td>40.5</td> <td>20.5</td> <td>17.5</td> <td>16.5-21.5</td> <td>19</td> <td>22</td> </tr> <tr> <td>MM 635</td> <td>584</td> <td>1029</td> <td>521</td> <td>445</td> <td>419-546</td> <td>483</td> <td>559</td> </tr> </tbody> </table> <p>Ergonomic features: A, B, C, D, H, L, M, N, Q</p> <p>RTA 2 courier 1 per carton CANADA GREENGUARD GREENGUARD</p>	OVERALL DIMENSIONS			SEAT DIMENSIONS			BACK DIMENSIONS		W	D	H	W	D	H	W	H	IN 25	23	40.5	20.5	17.5	16.5-21.5	19	22	MM 635	584	1029	521	445	419-546	483	559
	OVERALL DIMENSIONS			SEAT DIMENSIONS			BACK DIMENSIONS																										
W	D	H	W	D	H	W	H																										
IN 25	23	40.5	20.5	17.5	16.5-21.5	19	22																										
MM 635	584	1029	521	445	419-546	483	559																										
 <p><b>Executive Back Synchro-Tilter w/Adj. Headrest</b> Unit weight: 49 LB   22.3 KG Carton weight: 62 LB   28.12 KG Carton volume: 11 FT<sup>3</sup>   0.31 MT<sup>3</sup></p>	<p>List price</p> <p><b>MVL2912</b> 785 Luxhide bonded leather or fabric (previously MVL2912F)</p> <table border="1"> <thead> <tr> <th colspan="3">OVERALL DIMENSIONS</th> <th colspan="3">SEAT DIMENSIONS</th> <th colspan="2">BACK DIMENSIONS</th> </tr> <tr> <th>W</th> <th>D</th> <th>H</th> <th>W</th> <th>D</th> <th>H</th> <th>W</th> <th>H</th> </tr> </thead> <tbody> <tr> <td>IN 25</td> <td>23</td> <td>48</td> <td>20.5</td> <td>17.5</td> <td>16.5-21.5</td> <td>19</td> <td>29</td> </tr> <tr> <td>MM 635</td> <td>584</td> <td>1219</td> <td>521</td> <td>445</td> <td>419-546</td> <td>483</td> <td>737</td> </tr> </tbody> </table> <p>Ergonomic features: A, B, C, D, H, L, M, N, Q</p> <p>RTA 2 courier 1 per carton CANADA GREENGUARD GREENGUARD</p>	OVERALL DIMENSIONS			SEAT DIMENSIONS			BACK DIMENSIONS		W	D	H	W	D	H	W	H	IN 25	23	48	20.5	17.5	16.5-21.5	19	29	MM 635	584	1219	521	445	419-546	483	737
	OVERALL DIMENSIONS			SEAT DIMENSIONS			BACK DIMENSIONS																										
W	D	H	W	D	H	W	H																										
IN 25	23	48	20.5	17.5	16.5-21.5	19	29																										
MM 635	584	1219	521	445	419-546	483	737																										
 <p><b>High Back Multi-Tilter</b> Unit weight: 50 LB   22.7 KG Carton weight: 62 LB   28.12 KG Carton volume: 10.5 FT<sup>3</sup>   0.29 MT<sup>3</sup></p>	<p>List price</p> <p><b>MVL2913</b> 714 Luxhide bonded leather or fabric (previously MVL2913F)</p> <table border="1"> <thead> <tr> <th colspan="3">OVERALL DIMENSIONS</th> <th colspan="3">SEAT DIMENSIONS</th> <th colspan="2">BACK DIMENSIONS</th> </tr> <tr> <th>W</th> <th>D</th> <th>H</th> <th>W</th> <th>D</th> <th>H</th> <th>W</th> <th>H</th> </tr> </thead> <tbody> <tr> <td>IN 25</td> <td>24</td> <td>41</td> <td>20.5</td> <td>18</td> <td>17-22</td> <td>19</td> <td>22</td> </tr> <tr> <td>MM 635</td> <td>610</td> <td>1041</td> <td>521</td> <td>457</td> <td>432-559</td> <td>483</td> <td>559</td> </tr> </tbody> </table> <p>Ergonomic features: A, B, C, D, E, F, G, H, M, N, Q, S</p> <p>RTA 2 courier 1 per carton CANADA GREENGUARD GREENGUARD</p>	OVERALL DIMENSIONS			SEAT DIMENSIONS			BACK DIMENSIONS		W	D	H	W	D	H	W	H	IN 25	24	41	20.5	18	17-22	19	22	MM 635	610	1041	521	457	432-559	483	559
	OVERALL DIMENSIONS			SEAT DIMENSIONS			BACK DIMENSIONS																										
W	D	H	W	D	H	W	H																										
IN 25	24	41	20.5	18	17-22	19	22																										
MM 635	610	1041	521	457	432-559	483	559																										

DESCRIPTION	MODEL# / FEATURES																																			
 <p><b>Executive Back Multi-Tilter w/Adj. Headrest</b>                      Unit weight: 51 LB   23.2 KG                      Carton weight: 63 LB   28.58 KG                      Carton volume: 11 FT<sup>3</sup>   0.31 MT<sup>3</sup></p>	<p>List price</p> <p><b>MVL2914</b> 814                      Luxhide bonded leather or fabric (previously MVL2914F)</p>																																			
	<table border="1"> <thead> <tr> <th rowspan="2"></th> <th colspan="3">OVERALL DIMENSIONS</th> <th colspan="3">SEAT DIMENSIONS</th> <th colspan="2">BACK DIMENSIONS</th> </tr> <tr> <th>W</th> <th>D</th> <th>H</th> <th>W</th> <th>D</th> <th>H</th> <th>W</th> <th>H</th> </tr> </thead> <tbody> <tr> <td>IN</td> <td>25</td> <td>24</td> <td>48</td> <td>20.5</td> <td>18</td> <td>17-22</td> <td>19</td> <td>29</td> </tr> <tr> <td>MM</td> <td>635</td> <td>610</td> <td>1219</td> <td>521</td> <td>457</td> <td>432-559</td> <td>483</td> <td>737</td> </tr> </tbody> </table>		OVERALL DIMENSIONS			SEAT DIMENSIONS			BACK DIMENSIONS		W	D	H	W	D	H	W	H	IN	25	24	48	20.5	18	17-22	19	29	MM	635	610	1219	521	457	432-559	483	737
			OVERALL DIMENSIONS			SEAT DIMENSIONS			BACK DIMENSIONS																											
W		D	H	W	D	H	W	H																												
IN	25	24	48	20.5	18	17-22	19	29																												
MM	635	610	1219	521	457	432-559	483	737																												
<p>Ergonomic features: A, B, C, D, E, F, G, H, M, N, Q, S</p> <p>RTA 2  1 per carton  </p>																																				









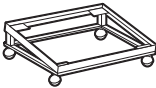



MINTO



model MVL2747

STANDARD FEATURES

- Multi-purpose stacking chairs. Canadian made.
- Fully upholstered seat and back.
- Four-legged round steel tube frame.
- Armchair has polypropylene armcaps.
- Stackable up to 5 high on floor or on optional dolly (MVL2749).
- Can be upholstered in all Global grade 1 seating textiles with the exception of Luxhide (see page 149).
- Compliant with the emissions guidelines set by the GREENGUARD Environmental Institute.
- Shipped fully assembled.
- Limited Lifetime Warranty (5-year exceptions apply - see page 153).
- Weight capacity for this series is 300 lbs.

DESCRIPTION	MODEL# / FEATURES																																			
 <p><b>Low Back Stacking Armchair</b>                      Unit weight: 15 LB   6.8 KG                      Carton weight: 18 LB   8.16 KG                      Carton volume: 12.75 FT<sup>3</sup>   0.31 MT<sup>3</sup></p>	<p>List price</p> <p><b>MVL2747</b> 243</p>																																			
	<table border="1"> <thead> <tr> <th rowspan="2"></th> <th colspan="3">OVERALL DIMENSIONS</th> <th colspan="3">SEAT DIMENSIONS</th> <th colspan="2">BACK DIMENSIONS</th> </tr> <tr> <th>W</th> <th>D</th> <th>H</th> <th>W</th> <th>D</th> <th>H</th> <th>W</th> <th>H</th> </tr> </thead> <tbody> <tr> <td>IN</td> <td>23</td> <td>22.5</td> <td>32</td> <td>18</td> <td>17.5</td> <td>18</td> <td>17.5</td> <td>13.5</td> </tr> <tr> <td>MM</td> <td>584</td> <td>572</td> <td>813</td> <td>457</td> <td>445</td> <td>457</td> <td>445</td> <td>343</td> </tr> </tbody> </table>		OVERALL DIMENSIONS			SEAT DIMENSIONS			BACK DIMENSIONS		W	D	H	W	D	H	W	H	IN	23	22.5	32	18	17.5	18	17.5	13.5	MM	584	572	813	457	445	457	445	343
			OVERALL DIMENSIONS			SEAT DIMENSIONS			BACK DIMENSIONS																											
W		D	H	W	D	H	W	H																												
IN	23	22.5	32	18	17.5	18	17.5	13.5																												
MM	584	572	813	457	445	457	445	343																												
<p>Stacks 5 high.</p> <p>Ergonomic features: M, N</p> <p>RTA 00  2 per carton (pricing and specifications are for one chair)  </p>																																				
 <p><b>Armless Low Back Stacking Chair</b>                      Unit weight: 14 LB   6.4 KG                      Carton weight: 17 LB   7.71 KG                      Carton volume: 11.25 FT<sup>3</sup>   0.31 MT<sup>3</sup></p>	<p>List price</p> <p><b>MVL2748</b> 189</p>																																			
	<table border="1"> <thead> <tr> <th rowspan="2"></th> <th colspan="3">OVERALL DIMENSIONS</th> <th colspan="3">SEAT DIMENSIONS</th> <th colspan="2">BACK DIMENSIONS</th> </tr> <tr> <th>W</th> <th>D</th> <th>H</th> <th>W</th> <th>D</th> <th>H</th> <th>W</th> <th>H</th> </tr> </thead> <tbody> <tr> <td>IN</td> <td>19.5</td> <td>22.5</td> <td>32</td> <td>18</td> <td>17.5</td> <td>18</td> <td>17.5</td> <td>13.5</td> </tr> <tr> <td>MM</td> <td>495</td> <td>572</td> <td>813</td> <td>457</td> <td>445</td> <td>457</td> <td>445</td> <td>343</td> </tr> </tbody> </table>		OVERALL DIMENSIONS			SEAT DIMENSIONS			BACK DIMENSIONS		W	D	H	W	D	H	W	H	IN	19.5	22.5	32	18	17.5	18	17.5	13.5	MM	495	572	813	457	445	457	445	343
			OVERALL DIMENSIONS			SEAT DIMENSIONS			BACK DIMENSIONS																											
W		D	H	W	D	H	W	H																												
IN	19.5	22.5	32	18	17.5	18	17.5	13.5																												
MM	495	572	813	457	445	457	445	343																												
<p>Stacks 5 high.</p> <p>Ergonomic features: M, N</p> <p>RTA 00  2 per carton (pricing and specifications are for one chair)  </p>																																				
 <p><b>Dolly</b>                      Unit weight: 13 LB   5.9 KG                      Carton weight: 16 LB   7.26 KG                      Carton volume: 3.8 FT<sup>3</sup>   0.1 MT<sup>3</sup></p>	<p>List price</p> <p><b>MVL2749</b> 264</p>																																			
	<table border="1"> <thead> <tr> <th rowspan="2"></th> <th colspan="3">OVERALL DIMENSIONS</th> <th colspan="3">SEAT DIMENSIONS</th> <th colspan="2">BACK DIMENSIONS</th> </tr> <tr> <th>W</th> <th>D</th> <th>H</th> <th>W</th> <th>D</th> <th>H</th> <th>W</th> <th>H</th> </tr> </thead> <tbody> <tr> <td>IN</td> <td>23.25</td> <td>24.75</td> <td>12.25</td> <td>-</td> <td>-</td> <td>-</td> <td>-</td> <td>-</td> </tr> <tr> <td>MM</td> <td>591</td> <td>629</td> <td>311</td> <td>-</td> <td>-</td> <td>-</td> <td>-</td> <td>-</td> </tr> </tbody> </table>		OVERALL DIMENSIONS			SEAT DIMENSIONS			BACK DIMENSIONS		W	D	H	W	D	H	W	H	IN	23.25	24.75	12.25	-	-	-	-	-	MM	591	629	311	-	-	-	-	-
			OVERALL DIMENSIONS			SEAT DIMENSIONS			BACK DIMENSIONS																											
W		D	H	W	D	H	W	H																												
IN	23.25	24.75	12.25	-	-	-	-	-																												
MM	591	629	311	-	-	-	-	-																												
<p>Black steel frame on 2" casters.</p> <p>Accommodates MVL2747 and MVL2748 chairs, up to 5 high.</p> <p>RTA 1  1 per carton  </p>																																				

MVL FILE BUDDY



model MVL1105

STANDARD FEATURES









- Swivel stool ideal for filing and any mobile desk.
- Five-legged injection molded base available in Black only
- Dual wheel carpet casters (C65) are standard.
- 13.5" diameter seat upholstered in Black vinyl (70).
- Compliant with the emissions guidelines set by the GREENGUARD Environmental Institute.
- Limited Lifetime Warranty (5-year exceptions apply - see page 153).
- Weight capacity for this series is 300 lbs.

CHAIR ADJUSTMENTS

- Pneumatic seat height adjustment.

OPTIONAL FEATURES

- For hard surface flooring casters, please specify (C65R). Add \$20/set.

DESCRIPTION	MODEL# / FEATURES																																				
	List price																																				
	MVL1105 269																																				
	<table border="1"> <thead> <tr> <th></th> <th colspan="3">OVERALL DIMENSIONS</th> <th colspan="3">SEAT DIMENSIONS</th> <th colspan="2">BACK DIMENSIONS</th> </tr> <tr> <th></th> <th>W</th> <th>D</th> <th>H</th> <th>W</th> <th>D</th> <th>H</th> <th>W</th> <th>H</th> </tr> </thead> <tbody> <tr> <td>IN</td> <td>13.5</td> <td>13.5</td> <td>18.5</td> <td>13.5</td> <td>-</td> <td>16.5-21.5</td> <td>-</td> <td>-</td> </tr> <tr> <td>MM</td> <td>343</td> <td>343</td> <td>470</td> <td>343</td> <td>-</td> <td>419-546</td> <td>-</td> <td>-</td> </tr> </tbody> </table>		OVERALL DIMENSIONS			SEAT DIMENSIONS			BACK DIMENSIONS			W	D	H	W	D	H	W	H	IN	13.5	13.5	18.5	13.5	-	16.5-21.5	-	-	MM	343	343	470	343	-	419-546	-	-
	OVERALL DIMENSIONS			SEAT DIMENSIONS			BACK DIMENSIONS																														
	W	D	H	W	D	H	W	H																													
IN	13.5	13.5	18.5	13.5	-	16.5-21.5	-	-																													
MM	343	343	470	343	-	419-546	-	-																													
 <p><b>Swivel Stool - 5" Pneumatic, 20" Base</b>                      Unit weight: 11 LB   5 KG                      Carton weight: 14 LB   6.35 KG                      Carton volume: 2.5 FT<sup>3</sup>   0.07 MT<sup>3</sup></p>	Ergonomic feature: C <div style="display: flex; align-items: center; gap: 10px;"> <span> RTA 1</span> <span> courier</span> <span>1 per carton</span> <span></span> </div>																																				
	List price																																				
	MVL1110 333																																				
	<table border="1"> <thead> <tr> <th></th> <th colspan="3">OVERALL DIMENSIONS</th> <th colspan="3">SEAT DIMENSIONS</th> <th colspan="2">BACK DIMENSIONS</th> </tr> <tr> <th></th> <th>W</th> <th>D</th> <th>H</th> <th>W</th> <th>D</th> <th>H</th> <th>W</th> <th>H</th> </tr> </thead> <tbody> <tr> <td>IN</td> <td>13.5</td> <td>13.5</td> <td>27.5</td> <td>13.5</td> <td>-</td> <td>22.5-32.5</td> <td>-</td> <td>-</td> </tr> <tr> <td>MM</td> <td>343</td> <td>343</td> <td>699</td> <td>343</td> <td>-</td> <td>572-826</td> <td>-</td> <td>-</td> </tr> </tbody> </table>		OVERALL DIMENSIONS			SEAT DIMENSIONS			BACK DIMENSIONS			W	D	H	W	D	H	W	H	IN	13.5	13.5	27.5	13.5	-	22.5-32.5	-	-	MM	343	343	699	343	-	572-826	-	-
	OVERALL DIMENSIONS			SEAT DIMENSIONS			BACK DIMENSIONS																														
	W	D	H	W	D	H	W	H																													
IN	13.5	13.5	27.5	13.5	-	22.5-32.5	-	-																													
MM	343	343	699	343	-	572-826	-	-																													
 <p><b>Swivel Stool - 10" Pneumatic, 22" Base</b>                      Unit weight: 14 LB   6.4 KG                      Carton weight: 17 LB   7.71 KG                      Carton volume: 2.9 FT<sup>3</sup>   0.08 MT<sup>3</sup></p>	Ergonomic feature: C <div style="display: flex; align-items: center; gap: 10px;"> <span> RTA 1</span> <span> courier</span> <span>1 per carton</span> <span></span> </div>																																				

NEMO



model OTG11921J

STANDARD FEATURES

- Breathable striped mesh back.
- Standard with height adjustable T-arms with self-skinned urethane (SSU) armcaps.
- Scuff resistant arched base.
- Dual wheel carpet casters (C1) are standard.
- Only available in Jenny, Ebony (JN02) with coordinating Black mesh back.
- Compliant with the emissions guidelines set by the GREENGUARD Environmental Institute.
- Limited Lifetime Warranty (2-year exceptions apply - see page 153).
- Weight capacity for this series is 300 lbs.

CHAIR ADJUSTMENTS

- Center tilt with upright position tilt lock.
- Tilt tension adjustment.
- Pneumatic seat height adjustment.

OPTIONAL FEATURES

- Hard surface flooring casters (**C9R**) can be purchased separately. Add \$91/set.

DESCRIPTION

MODEL# / FEATURES



Mesh Back Tilter

Unit weight: 33 LB | 15 KG  
 Carton weight: 40 LB | 18.14 KG  
 Carton volume: 4.25 FT³ | 0.12 MT³

Ergonomic features:  
 A, B, C, H, M, N, S

List price

OTG11921J 532

	OVERALL DIMENSIONS			SEAT DIMENSIONS			BACK DIMENSIONS	
	W	D	H	W	D	H	W	H
IN	25	23	39	20	17.5	17-21	19	20
MM	635	584	991	508	445	432-533	483	508



1 per carton



NEWCASTLE



model OTG11782B

STANDARD FEATURES

- A distinguished management and boardroom tilter chair.
- Fixed durable nylon arms with upholstered armcaps.
- Dual wheel carpet casters (C65) are standard.
- Seating surfaces are upholstered in Black Luxhide bonded leather.
- Compliant with the emissions guidelines set by the GREENGUARD Environmental Institute.
- Limited Lifetime Warranty (2-year exceptions apply - see page 153).
- Weight capacity for this series is 300 lbs.

CHAIR ADJUSTMENTS

- Center tilt with upright position tilt lock.
- Tilt tension adjustment.
- Pneumatic seat height adjustment.

OPTIONAL FEATURES

- Hard surface flooring casters (**C65R**) can be purchased separately. Add \$91/set.

DESCRIPTION

MODEL# / FEATURES



High Back Tilter

Unit weight: 34 LB | 15.5 KG  
 Carton weight: 40 LB | 18.14 KG  
 Carton volume: 5.75 FT³ | 0.16 MT³

Ergonomic features:  
 A, B, C, M, N, S

List price

OTG11782B 534

	OVERALL DIMENSIONS			SEAT DIMENSIONS			BACK DIMENSIONS	
	W	D	H	W	D	H	W	H
IN	25	26	46	21	18	18.5-22.5	21	24
MM	635	660	1168	533	457	470-572	533	610



1 per carton



OVERTIME



model MVL2756

STANDARD FEATURES

- Canadian made, full function ergonomic chair designed to promote good posture and provide comfort for long-term sitting.
- High comfort seat made from variable density seat foams and a memory foam top.
- Standard with height and width adjustable T-arms with durable self-skinned urethane (SSU) armcaps.
- Dual wheel carpet casters (C65) are standard.
- Seating surfaces can be upholstered in Luxhide bonded leather, in various colors or in all Global grade 1 seating textiles (see page 149).
- Compliant with the emissions guidelines set by the GREENGUARD Environmental Institute.
- Limited Lifetime Warranty (5-year exceptions apply - see page 153).
- Weight capacity for this series is 300 lbs.

CHAIR ADJUSTMENTS






- Multi-tilter mechanism with infinite position tilt lock.
- Infinite position back and seat angle adjustments, including forward tilt.
- Ratchet back height adjustment.
- Pneumatic seat height adjustment.

OPTIONAL FEATURES

- For hard surface flooring casters, please specify (C65R). Add \$20/set.
- For optional sliding seat depth adjustment, please specify (MD). Add \$30.

ALTERNATE TEXTILE OPTIONS

- Graded-in textiles are available. No minimum quantities. Contact Customer Service for pricing.

DESCRIPTION		MODEL# / FEATURES																																		
 <p><b>High Back Multi-Tilter</b> Unit weight: 58 LB   26.4 KG Carton weight: 63 LB   28.58 KG Carton volume: 10.5 FT³   0.29 MT³</p>		List price																																		
		<b>MVL2756</b>	627																																	
		Luxhide bonded leather or fabric (previously MVL2756F)																																		
		Ergonomic features: A, B, C, D, F, G, H, M, N, Q, S																																		
		  1 per carton		 																																
		<table border="1"> <thead> <tr> <th colspan="3">OVERALL DIMENSIONS</th> <th colspan="3">SEAT DIMENSIONS</th> <th colspan="2">BACK DIMENSIONS</th> </tr> <tr> <th>W</th> <th>D</th> <th>H</th> <th>W</th> <th>D</th> <th>H</th> <th>W</th> <th>H</th> </tr> </thead> <tbody> <tr> <td>IN 26</td> <td>24.5</td> <td>40</td> <td>19.5</td> <td>18</td> <td>17-21</td> <td>19</td> <td>19-21.5</td> </tr> <tr> <td>MM 660</td> <td>622</td> <td>1016</td> <td>495</td> <td>457</td> <td>432-533</td> <td>483</td> <td>483-546</td> </tr> </tbody> </table>			OVERALL DIMENSIONS			SEAT DIMENSIONS			BACK DIMENSIONS		W	D	H	W	D	H	W	H	IN 26	24.5	40	19.5	18	17-21	19	19-21.5	MM 660	622	1016	495	457	432-533	483	483-546
OVERALL DIMENSIONS			SEAT DIMENSIONS			BACK DIMENSIONS																														
W	D	H	W	D	H	W	H																													
IN 26	24.5	40	19.5	18	17-21	19	19-21.5																													
MM 660	622	1016	495	457	432-533	483	483-546																													

OVERTIME 350



model MVL13040

STANDARD FEATURES

- Canadian made, specifically intended for users of above average height and/or weight. Not intended for average size users.
- High comfort seat made from variable density seat foams and a memory foam top.
- Standard with height and width adjustable T-arms with sliding, rotating and lockable armcaps.
- Width adjustable arm extensions are standard.
- Dual wheel carpet casters (C65) are standard.
- Seating surfaces can be upholstered in Luxhide bonded leather, in various colors or in all Global grade 1 seating textiles (see page 149).
- Compliant with the emissions guidelines set by the GREENGUARD Environmental Institute.
- Limited Lifetime Warranty (5-year exceptions apply - see page 153).
- Weight capacity for this series is 350 lbs.

CHAIR ADJUSTMENTS





- Multi-tilter mechanism with infinite position tilt lock.
- Infinite position back and seat angle adjustments, including forward tilt.
- Ratchet back height adjustment.
- Pneumatic seat height adjustment.
- Seat depth adjustment.

OPTIONAL FEATURES

- For hard surface flooring casters, please specify (C65R). Add \$20/set.

ALTERNATE TEXTILE OPTIONS

- Graded-in textiles are available. No minimum quantities. Contact Customer Service for pricing.

DESCRIPTION		MODEL# / FEATURES																																		
 <p><b>High Back Heavy Duty Multi-Tilter</b> Unit weight: 62 LB   28.2 KG Carton weight: 68 LB   30.84 KG Carton volume: 15.5 FT³   0.43 MT³</p>		List price																																		
		<b>MVL13040</b>	970																																	
		Luxhide bonded leather or fabric (previously MVL13040F)																																		
		Ergonomic features: A, B, C, D, E, F, G, H, M, N, Q, R, S																																		
		 1 per carton		 																																
		<table border="1"> <thead> <tr> <th colspan="3">OVERALL DIMENSIONS</th> <th colspan="3">SEAT DIMENSIONS</th> <th colspan="2">BACK DIMENSIONS</th> </tr> <tr> <th>W</th> <th>D</th> <th>H</th> <th>W</th> <th>D</th> <th>H</th> <th>W</th> <th>H</th> </tr> </thead> <tbody> <tr> <td>IN 26</td> <td>26</td> <td>42</td> <td>21</td> <td>18-21</td> <td>19-23</td> <td>20.5</td> <td>19.5-23</td> </tr> <tr> <td>MM 660</td> <td>660</td> <td>1067</td> <td>533</td> <td>457-533</td> <td>483-584</td> <td>521</td> <td>495-584</td> </tr> </tbody> </table>			OVERALL DIMENSIONS			SEAT DIMENSIONS			BACK DIMENSIONS		W	D	H	W	D	H	W	H	IN 26	26	42	21	18-21	19-23	20.5	19.5-23	MM 660	660	1067	533	457-533	483-584	521	495-584
OVERALL DIMENSIONS			SEAT DIMENSIONS			BACK DIMENSIONS																														
W	D	H	W	D	H	W	H																													
IN 26	26	42	21	18-21	19-23	20.5	19.5-23																													
MM 660	660	1067	533	457-533	483-584	521	495-584																													

OVERTIME 350M



model MVL13090

STANDARD FEATURES

- Canadian made, specifically intended for users of above average height and/or weight. Not intended for average size users.
- High comfort seat made from Ultracell high density, highly resilient foam.
- Breathable mesh back.
- Standard with height and width adjustable T-arms with sliding, rotating and lockable armcaps.
- Dual wheel carpet casters (C65) are standard.
- Seating surfaces can be upholstered in Luxhide bonded leather, in various colors or in all Global grade 1 seating textiles (see page 149).
- Mesh back available in Charcoal only.
- Compliant with the emissions guidelines set by the GREENGUARD Environmental Institute.
- Limited Lifetime Warranty (5-year exceptions apply - see page 153).
- Weight capacity for this series is 350 lbs.

CHAIR ADJUSTMENTS

- Multi-tilter mechanism with infinite position tilt lock.
- Infinite position back and seat angle adjustments, including forward tilt.
- Adjustable lumbar support.
- Pneumatic seat height adjustment.
- Seat depth adjustment.

OPTIONAL FEATURES

- For hard surface flooring casters, please specify (C65R). Add \$20/set.

ALTERNATE TEXTILE OPTIONS

- Graded-in textiles are available (seat only). No minimum quantities. Contact Customer Service for pricing.

DESCRIPTION

MODEL# / FEATURES



Mesh High Back Heavy Duty Multi-Tilter

Unit weight: 54 LB | 24.5 KG  
 Carton weight: 66 LB | 29.94 KG  
 Carton volume: 11.75 FT<sup>3</sup> | 0.33 MT<sup>3</sup>

**MVL13090**  
 Luxhide bonded leather or fabric

List price

906

Ergonomic features:  
 A, B, C, D, E, F, G, H, M, N, Q, R, S

	OVERALL DIMENSIONS			SEAT DIMENSIONS			BACK DIMENSIONS	
	W	D	H	W	D	H	W	H
IN	26.5	23.5	43.5	21	17-20	18-22	20	23.5
MM	673	597	1105	533	432-508	457-559	508	597

RTA 2

1 per carton





OVERTIME 350S



model MVL13048

STANDARD FEATURES

- Canadian made, specifically intended for users of above average height and/or weight. Not intended for average size users.
- High comfort seat made from Ultracell high density, highly resilient foam.
- Back features side cut-outs to allow space for holsters or utility belt items.
- Standard with height and width adjustable T-arms with sliding, rotating and lockable armcaps.
- Dual wheel carpet casters (C10) are standard.
- Seating surfaces can be upholstered in Luxhide bonded leather, in various colors or in all Global grade 1 seating textiles (see page 149).
- Compliant with the emissions guidelines set by the GREENGUARD Environmental Institute.
- Limited Lifetime Warranty (5-year exceptions apply - see page 153).
- Weight capacity for this series is 350 lbs.

CHAIR ADJUSTMENTS

- Infinite position back and seat angle adjustments, including forward tilt.
- Ratchet back height adjustment.
- Pneumatic seat height adjustment.
- Seat depth adjustment.

OPTIONAL FEATURES

- For hard surface flooring casters, please specify (C10R). Add \$20/set.

ALTERNATE TEXTILE OPTIONS

- Graded-in textiles are available. No minimum quantities. Contact Customer Service for pricing.

DESCRIPTION

MODEL# / FEATURES



Heavy Duty Security Multi-Tilter

Unit weight: 56 LB | 25.5 KG  
 Carton weight: 63 LB | 28.58 KG  
 Carton volume: 13 FT<sup>3</sup> | 0.36 MT<sup>3</sup>

**MVL13048**  
 Luxhide bonded leather or fabric

List price

906

Ergonomic features:  
 A, C, D, E, G, H, M, N, Q, R

RTA 2

1 per carton



OVERALL DIMENSIONS

	W	D	H	SEAT DIMENSIONS			BACK DIMENSIONS	
	W	D	H	W	D	H	W	H
IN	27.5	25	41	22	18.5-21.5	18.5-22.5	21	19.5-22
MM	699	635	1041	559	470-546	470-572	533	495-559



Armless Heavy Duty Security Multi-Tilter

Unit weight: 48 LB | 21.8 KG  
 Carton weight: 55 LB | 24.95 KG  
 Carton volume: 13 FT<sup>3</sup> | 0.36 MT<sup>3</sup>

**MVL13049**  
 Luxhide bonded leather or fabric

List price

796

Ergonomic features:  
 A, C, D, E, G, M, N

RTA 2

1 per carton



OVERALL DIMENSIONS

	W	D	H	SEAT DIMENSIONS			BACK DIMENSIONS	
	W	D	H	W	D	H	W	H
IN	22	25	41	22	18.5-21.5	18.5-22.5	21	19.5-22
MM	559	635	1041	559	470-546	470-572	533	495-559

PACER



model OTG11685

STANDARD FEATURES

- Mesh back synchro-tilter chair.
- Unique back shroud and base design detailed with Tungsten accents.
- Standard with height adjustable T-arms with polyurethane armcaps.
- Dual wheel carpet casters (C65) are standard.
- Mesh back is available in Black only.
- Seating surfaces can be upholstered in all Global grade 1 seating textiles with the exception of Luxhide (see page 149).
- Compliant with the emissions guidelines set by the GREENGUARD Environmental Institute.
- Limited Lifetime Warranty (5-year exceptions apply - see page 153).
- Weight capacity for this series is 300 lbs.

CHAIR ADJUSTMENTS

- Synchro tilt with infinite position tilt lock.
- Tilt tension adjustment.
- Pneumatic seat height adjustment.

OPTIONAL FEATURES

- Hard surface flooring casters (**C65R**) can be purchased separately. Add \$91/set.

DESCRIPTION MODEL# / FEATURES



**High Back Synchro-Tilter, Mesh Back and Uph Seat**  
 Unit weight: 42 LB | 19.1 KG  
 Carton weight: 47 LB | 21.32 KG  
 Carton volume: 4.75 FT³ | 0.13 MT³

MODEL# / FEATURES		List price								
<b>OTG11685</b>		745								
OVERALL DIMENSIONS			SEAT DIMENSIONS			BACK DIMENSIONS				
W	D	H	W	D	H	W	H			
IN 25.5	24.5	41	20	19	16-20	19	22.5			
MM 648	622	1041	508	483	406-508	483	572			
Ergonomic features: A, B, C, H, L, M, N		RTA 8	courier	1 per carton		ENGINEERED TESTER ASSEMBLED CANADA TESTE MONTÉ	GREENGUARD			



**Medium Back Synchro-Tilter, Mesh Back and Uph Seat**  
 Unit weight: 40 LB | 18.2 KG  
 Carton weight: 44 LB | 19.96 KG  
 Carton volume: 4 FT³ | 0.11 MT³

MODEL# / FEATURES		List price								
<b>OTG11686</b>		644								
OVERALL DIMENSIONS			SEAT DIMENSIONS			BACK DIMENSIONS				
W	D	H	W	D	H	W	H			
IN 25.5	24.5	36.5	20	19	16-20	19	18			
MM 648	622	927	508	483	406-508	483	457			
Ergonomic features: A, B, C, H, L, M, N		RTA 8	courier	1 per carton		ENGINEERED TESTER ASSEMBLED CANADA TESTE MONTÉ	GREENGUARD			

PACIFIC



model MVL11870

STANDARD FEATURES

- High back management chair. Canadian made.
- Plush cushions and upholstered padded armcaps.
- Dual wheel carpet casters (C65) are standard.
- Seating surfaces are upholstered in Luxhide bonded leather, in various colors (see page 149).
- Compliant with the emissions guidelines set by the GREENGUARD Environmental Institute.
- Limited Lifetime Warranty (5-year exceptions apply - see page 153).
- Weight capacity for this series is 300 lbs.

CHAIR ADJUSTMENTS

- Center tilt with upright position tilt lock.
- Tilt tension adjustment.
- Pneumatic seat height adjustment.

OPTIONAL FEATURES

- For hard surface flooring casters, please specify (**C65R**). Add \$20/set.

DESCRIPTION MODEL# / FEATURES



**High Back Tilter**  
 Unit weight: 41 LB | 18.6 KG  
 Carton weight: 47 LB | 21.32 KG  
 Carton volume: 9.5 FT³ | 0.26 MT³

MODEL# / FEATURES		List price								
<b>MVL11870</b>		580								
OVERALL DIMENSIONS			SEAT DIMENSIONS			BACK DIMENSIONS				
W	D	H	W	D	H	W	H			
IN 25.5	28.5	44.5	21.5	18.5	16.5-21.5	21.5	25.5			
MM 648	724	1130	546	470	419-546	546	648			
Ergonomic features: A, B, C, M, N, S		RTA 8	1 per carton		CANADA	GREENGUARD				

PART-TIME



model MVL2836



model MVL2847

STANDARD FEATURES





- Canadian made, value priced, general office seating.
- Available with two different mechanism options: task or posture task.
- Contoured cushions and waterfall seat edge.
- Standard with height adjustable T-arms with self-skinned urethane (SSU) armcaps (except armless models).
- Dual wheel carpet casters (C65) are standard.
- Can be upholstered in all Global grade 1 seating textiles with the exception of Luxhide (see page 149).
- Compliant with the emissions guidelines set by the GREENGUARD Environmental Institute.
- Limited Lifetime Warranty (5-year exceptions apply - see page 153).
- Weight capacity for this series is 300 lbs.

CHAIR ADJUSTMENTS

- **Task chairs**
  - Infinite position back angle adjustment.
  - Seat depth adjustment.
  - Pneumatic seat height adjustment.
- **Posture task chairs**
  - Infinite position back angle adjustment.
  - Manual back height adjustment.
  - Pneumatic seat height adjustment.

OPTIONAL FEATURES

- For hard surface flooring casters, please specify (C65R). Add \$20/set.

DESCRIPTION	MODEL# / FEATURES	List price	OVERALL DIMENSIONS	SEAT DIMENSIONS	BACK DIMENSIONS					
			W	D	H	W	D	H	W	H
 <p><b>Armless Task</b> Unit weight: 27 LB   12.3 KG Carton weight: 33 LB   14.97 KG Carton volume: 6.5 FT<sup>3</sup>   0.18 MT<sup>3</sup></p>	<p><b>MVL2836</b> Fabric (previously MVL2836F)</p>	299								
	Ergonomic features: C, E, M, N	RTA 2	courier	1 per carton	CANADA	GREENGUARD				
 <p><b>Armless Posture Task</b> Unit weight: 31 LB   14.1 KG Carton weight: 37 LB   16.78 KG Carton volume: 6.5 FT<sup>3</sup>   0.18 MT<sup>3</sup></p>	<p><b>MVL2837</b> Fabric (previously MVL2837F)</p>	350								
	Ergonomic features: C, D, G, M, N	RTA 2	courier	1 per carton	CANADA	GREENGUARD				
 <p><b>Task w/Arms</b> Unit weight: 33 LB   15 KG Carton weight: 39 LB   17.69 KG Carton volume: 7 FT<sup>3</sup>   0.19 MT<sup>3</sup></p>	<p><b>MVL2846</b> Fabric (previously MVL2846F)</p>	377								
	Ergonomic features: C, E, H, M, N	RTA 2	courier	1 per carton	CANADA	GREENGUARD				
 <p><b>Posture Task w/Arms</b> Unit weight: 37 LB   16.8 KG Carton weight: 43 LB   19.5 KG Carton volume: 8.5 FT<sup>3</sup>   0.24 MT<sup>3</sup></p>	<p><b>MVL2847</b> Fabric (previously MVL2847F)</p>	429								
	Ergonomic features: C, D, G, H, M, N	RTA 2	courier	1 per carton	CANADA	GREENGUARD				

## PETRA



model OTG11320B

### STANDARD FEATURES

- Breathable mesh back.
- Standard with height adjustable T-arms with self-skinned urethane (SSU) armcaps.
- Scuff resistant base.
- Dual wheel carpet casters (C65) are standard.
- Only available in Black mesh fabric (MS20) seat with a Black mesh back.
- Compliant with the emissions guidelines set by the GREENGUARD Environmental Institute.
- Limited Lifetime Warranty (2-year exceptions apply - see page 153).
- Weight capacity for this series is 300 lbs.

### CHAIR ADJUSTMENTS

- Center tilt with upright position tilt lock.
- Tilt tension adjustment.
- Pneumatic seat height adjustment.

### OPTIONAL FEATURES

- Hard surface flooring casters (**C65R**) can be purchased separately. Add \$91/set.

## DESCRIPTION

## MODEL# / FEATURES



### Mesh Back Tilter

Unit weight: 29 LB | 13.2 KG  
 Carton weight: 36.45 LB | 16.53 KG  
 Carton volume: 4.7 FT<sup>3</sup> | 0.13 MT<sup>3</sup>

Ergonomic features:  
 A, B, C, H, M, N, S

List price

**OTG11320B**

498

OVERALL DIMENSIONS			SEAT DIMENSIONS			BACK DIMENSIONS		
	W	D	H	W	D	H	W	H
IN	24	23	39.5	20	17.5	18-22	18.5	18.5
MM	610	584	1003	508	445	457-559	470	470

RTA 8



1 per carton



PLAN



model OTG13072

STANDARD FEATURES

- Upholstered seat and Black cellular mesh back.
- Height adjustable lumbar support.
- Available with three arm options - armless, fixed arms, and height adjustable arms with soft self-skinned urethane (SSU) armcaps.
- Dual wheel carpet casters (C1) are standard.
- Seats can be upholstered in Luxhide bonded leather (various colors) or in all Global grade 1 seating textiles (see page 149).
- Limited Lifetime Warranty (5-year exceptions apply - see page 153).
- Weight capacity for this series is 300 lbs.

CHAIR ADJUSTMENTS

- Synchro tilter mechanism with upright position tilt lock.
- Tilt tension adjustment.
- Pneumatic seat height adjustment.

OPTIONAL FEATURES

- Hard surface flooring casters (**C65R**) can be purchased separately. Add \$91/set.
- Arm sets can be purchased separately.

ALTERNATE TEXTILE OPTIONS

- Graded-in textiles are available (seat only). No minimum quantities. Contact Customer Service for pricing.

DESCRIPTION MODEL# / FEATURES

<p><b>Armless Synchro-Tilter, Mesh High Back and Uph Seat</b>                  Unit weight: 25 LB   11.4 KG                  Carton weight: 32 LB   14.51 KG                  Carton volume: 6.5 FT<sup>3</sup>   0.18 MT<sup>3</sup></p>	<p><b>OTG13070</b></p> <p>Ergonomic features: A, B, C, D, L, M, N</p>	List price	488																																	
		<table border="1"> <thead> <tr> <th colspan="3">OVERALL DIMENSIONS</th> <th colspan="3">SEAT DIMENSIONS</th> <th colspan="2">BACK DIMENSIONS</th> </tr> <tr> <th>W</th> <th>D</th> <th>H</th> <th>W</th> <th>D</th> <th>H</th> <th>W</th> <th>H</th> </tr> </thead> <tbody> <tr> <td>IN 19</td> <td>22</td> <td>38</td> <td>19</td> <td>17</td> <td>16.5-20.5</td> <td>17.5</td> <td>20</td> </tr> <tr> <td>MM 483</td> <td>559</td> <td>965</td> <td>483</td> <td>432</td> <td>419-521</td> <td>445</td> <td>508</td> </tr> </tbody> </table>		OVERALL DIMENSIONS			SEAT DIMENSIONS			BACK DIMENSIONS		W	D	H	W	D	H	W	H	IN 19	22	38	19	17	16.5-20.5	17.5	20	MM 483	559	965	483	432	419-521	445	508	
		OVERALL DIMENSIONS			SEAT DIMENSIONS			BACK DIMENSIONS																												
W	D	H	W	D	H	W	H																													
IN 19	22	38	19	17	16.5-20.5	17.5	20																													
MM 483	559	965	483	432	419-521	445	508																													
<p>RTA 8</p> <p>courier 1 per carton</p> <p></p>																																				

<p><b>Synchro-Tilter, Mesh High Back and Uph Seat w/Fixed Arms</b>                  Unit weight: 31 LB   14.1 KG                  Carton weight: 41 LB   18.6 KG                  Carton volume: 6.5 FT<sup>3</sup>   0.18 MT<sup>3</sup></p>	<p><b>OTG13071</b></p> <p>Ergonomic features: A, B, C, D, H, L, M, N</p>	List price	552																																	
		<table border="1"> <thead> <tr> <th colspan="3">OVERALL DIMENSIONS</th> <th colspan="3">SEAT DIMENSIONS</th> <th colspan="2">BACK DIMENSIONS</th> </tr> <tr> <th>W</th> <th>D</th> <th>H</th> <th>W</th> <th>D</th> <th>H</th> <th>W</th> <th>H</th> </tr> </thead> <tbody> <tr> <td>IN 25</td> <td>22</td> <td>38</td> <td>19</td> <td>17</td> <td>16.5-20.5</td> <td>17.5</td> <td>20</td> </tr> <tr> <td>MM 635</td> <td>559</td> <td>965</td> <td>483</td> <td>432</td> <td>419-521</td> <td>445</td> <td>508</td> </tr> </tbody> </table>		OVERALL DIMENSIONS			SEAT DIMENSIONS			BACK DIMENSIONS		W	D	H	W	D	H	W	H	IN 25	22	38	19	17	16.5-20.5	17.5	20	MM 635	559	965	483	432	419-521	445	508	
		OVERALL DIMENSIONS			SEAT DIMENSIONS			BACK DIMENSIONS																												
W	D	H	W	D	H	W	H																													
IN 25	22	38	19	17	16.5-20.5	17.5	20																													
MM 635	559	965	483	432	419-521	445	508																													
<p>RTA 2</p> <p>courier 1 per carton</p> <p></p>																																				

<p><b>Synchro-Tilter, Mesh High Back and Uph Seat w/Arms</b>                  Unit weight: 31 LB   14.1 KG                  Carton weight: 41 LB   18.6 KG                  Carton volume: 6.5 FT<sup>3</sup>   0.18 MT<sup>3</sup></p>	<p><b>OTG13072</b></p> <p>Ergonomic features: A, B, C, D, H, L, M, N</p>	List price	617																																	
		<table border="1"> <thead> <tr> <th colspan="3">OVERALL DIMENSIONS</th> <th colspan="3">SEAT DIMENSIONS</th> <th colspan="2">BACK DIMENSIONS</th> </tr> <tr> <th>W</th> <th>D</th> <th>H</th> <th>W</th> <th>D</th> <th>H</th> <th>W</th> <th>H</th> </tr> </thead> <tbody> <tr> <td>IN 25</td> <td>22</td> <td>38</td> <td>19</td> <td>17</td> <td>16.5-20.5</td> <td>17.5</td> <td>20</td> </tr> <tr> <td>MM 635</td> <td>559</td> <td>965</td> <td>483</td> <td>432</td> <td>419-521</td> <td>445</td> <td>508</td> </tr> </tbody> </table>		OVERALL DIMENSIONS			SEAT DIMENSIONS			BACK DIMENSIONS		W	D	H	W	D	H	W	H	IN 25	22	38	19	17	16.5-20.5	17.5	20	MM 635	559	965	483	432	419-521	445	508	
		OVERALL DIMENSIONS			SEAT DIMENSIONS			BACK DIMENSIONS																												
W	D	H	W	D	H	W	H																													
IN 25	22	38	19	17	16.5-20.5	17.5	20																													
MM 635	559	965	483	432	419-521	445	508																													
<p>RTA 2</p> <p>courier 1 per carton</p> <p></p>																																				

<p><b>Fixed T-Arms - 1 pair</b>                  Unit weight: 4 LB   1.8 KG                  Carton weight: 7.5 LB   3.4 KG                  Carton volume: 0.6 FT<sup>3</sup>   0.01 MT<sup>3</sup></p>	<p><b>OTG13073</b></p>	List price	65													
		<table border="1"> <thead> <tr> <th colspan="3">OVERALL DIMENSIONS</th> </tr> <tr> <th>W</th> <th>D</th> <th>H</th> </tr> </thead> <tbody> <tr> <td>IN 3</td> <td>10</td> <td>11</td> </tr> <tr> <td>MM 76</td> <td>254</td> <td>279</td> </tr> </tbody> </table>		OVERALL DIMENSIONS			W	D	H	IN 3	10	11	MM 76	254	279	
		OVERALL DIMENSIONS														
W	D	H														
IN 3	10	11														
MM 76	254	279														
<p>RTA 00</p> <p>courier 1 pair per carton (pricing is for the pair, specifications are for one arm)</p>																

<p><b>Height Adjustable T-Arms - 1 pair</b>                  Unit weight: 5 LB   2.3 KG                  Carton weight: 8 LB   3.63 KG                  Carton volume: 0.6 FT<sup>3</sup>   0.01 MT<sup>3</sup></p>	<p><b>OTG13074</b></p>	List price	128													
		<table border="1"> <thead> <tr> <th colspan="3">OVERALL DIMENSIONS</th> </tr> <tr> <th>W</th> <th>D</th> <th>H</th> </tr> </thead> <tbody> <tr> <td>IN 3.5</td> <td>9.5</td> <td>11.5</td> </tr> <tr> <td>MM 89</td> <td>241</td> <td>292</td> </tr> </tbody> </table>		OVERALL DIMENSIONS			W	D	H	IN 3.5	9.5	11.5	MM 89	241	292	
		OVERALL DIMENSIONS														
W	D	H														
IN 3.5	9.5	11.5														
MM 89	241	292														
<p>RTA 00</p> <p>courier 1 pair per carton (pricing is for the pair, specifications are for one arm)</p>																

### RETRO



model OTG11648B

### STANDARD FEATURES

- Management and boardroom chair.
- Unique seat suspension and segmented cushions offer a very plush feel.
- Chrome arms with upholstered armrests.
- Chrome frame and base.
- Dual wheel carpet casters (C65) are standard.
- Seating surfaces are upholstered in Black Luxhide bonded leather.
- Compliant with the emissions guidelines set by the GREENGUARD Environmental Institute.
- Limited Lifetime Warranty (2-year exceptions apply - see page 153).
- Weight capacity for this series is 300 lbs.

### CHAIR ADJUSTMENTS

- Center tilt with upright position tilt lock.
- Tilt tension adjustment.
- Pneumatic seat height adjustment.

### OPTIONAL FEATURES

- Hard surface flooring casters (**C65R**) can be purchased separately. Add \$91/set.

DESCRIPTION	MODEL# / FEATURES																																	
<p><b>High Back Tilter</b> Unit weight: 43 LB   19.5 KG Carton weight: 48 LB   21.77 KG Carton volume: 7.75 FT<sup>3</sup>   0.21 MT<sup>3</sup></p>	<b>OTG11648B</b>	<p>List price 811</p>																																
		<table border="1"> <thead> <tr> <th colspan="3">OVERALL DIMENSIONS</th> <th colspan="3">SEAT DIMENSIONS</th> <th colspan="2">BACK DIMENSIONS</th> </tr> <tr> <th></th> <th>W</th> <th>D</th> <th>W</th> <th>D</th> <th>H</th> <th>W</th> <th>H</th> </tr> </thead> <tbody> <tr> <td>IN</td> <td>24.5</td> <td>24.5</td> <td>19</td> <td>17.5</td> <td>17-21</td> <td>18</td> <td>21.5</td> </tr> <tr> <td>MM</td> <td>622</td> <td>622</td> <td>483</td> <td>445</td> <td>432-533</td> <td>457</td> <td>546</td> </tr> </tbody> </table>	OVERALL DIMENSIONS			SEAT DIMENSIONS			BACK DIMENSIONS			W	D	W	D	H	W	H	IN	24.5	24.5	19	17.5	17-21	18	21.5	MM	622	622	483	445	432-533	457	546
OVERALL DIMENSIONS			SEAT DIMENSIONS			BACK DIMENSIONS																												
	W	D	W	D	H	W	H																											
IN	24.5	24.5	19	17.5	17-21	18	21.5																											
MM	622	622	483	445	432-533	457	546																											
	Ergonomic features: A, B, C, M, N, S	1 per carton																																

SAFARI



model OTG13026

STANDARD FEATURES

- Mesh back tilter chair.
- Compact design suitable for average to petite size individuals.
- Contoured Black mesh back with lumbar strap provides excellent support.
- Fixed loop arms.
- Black base with dual wheel carpet casters (C1) is standard.
- Seat can be upholstered in all Global grade 1 seating textiles or in Luxhide bonded leather (see page 149).
- Compliant with the emissions guidelines set by the GREENGUARD Environmental Institute.
- Limited Lifetime Warranty (5-year exceptions apply - see page 153).
- Weight capacity for this series is 300 lbs.

CHAIR ADJUSTMENTS

- Center tilt with upright position tilt lock.
- Tilt tension adjustment.
- Pneumatic seat height adjustment.

OPTIONAL FEATURES

- Hard surface flooring casters (**C9R**) can be purchased separately. Add \$91/set.

ALTERNATE TEXTILE OPTIONS

- Graded-in textiles are available (seat only). No minimum quantities. Contact Customer Service for pricing.

DESCRIPTION

MODEL# / FEATURES



**Medium Mesh Back Tilter**  
 Unit weight: 27 LB | 12.3 KG  
 Carton weight: 32 LB | 14.51 KG  
 Carton volume: 4.5 FT³ | 0.12 MT³

		List price							
<b>OTG13026</b>		432							
OVERALL DIMENSIONS			SEAT DIMENSIONS			BACK DIMENSIONS			
	W	D	H	W	D	H	W	H	
IN	23	23.5	40	19	17	18.25-22.25	19	19	
MM	584	597	991	483	432	464-565	483	483	
Ergonomic features:		RTA 8		courier		1 per carton		GREENGUARD	
A, B, C, M, N, S									

SIX 13



model OTG11613B

STANDARD FEATURES

- A value priced multi-tilter chair with many ergonomic features.
- Standard with height adjustable T-arms with self-skinned urethane (SSU) armcaps.
- Dual wheel carpet casters (C65) are standard.
- Upholstered in Black, Quilt (QL10) only.
- Compliant with the emissions guidelines set by the GREENGUARD Environmental Institute.
- Limited Lifetime Warranty (2-year exceptions apply - see page 153).
- Weight capacity for this series is 300 lbs.

CHAIR ADJUSTMENTS

- Multi-Center tilt with infinite position tilt lock.
- Infinite position back and seat angle adjustments.
- Concealed ratchet back height adjustment.
- Pneumatic seat height adjustment.

OPTIONAL FEATURES

- Hard surface flooring casters (**C65R**) can be purchased separately. Add \$91/set.

DESCRIPTION

MODEL# / FEATURES



**Medium Back Multi-Tilter**  
 Unit weight: 37 LB | 16.8 KG  
 Carton weight: 41 LB | 18.6 KG  
 Carton volume: 5.77 FT³ | 0.16 MT³

		List price							
<b>OTG11613B</b>		590							
OVERALL DIMENSIONS			SEAT DIMENSIONS			BACK DIMENSIONS			
	W	D	H	W	D	H	W	H	
IN	25.5	24	39	21	18.5	17.5-22.5	20.5	17.5-19	
MM	648	610	991	533	470	445-572	521	445-483	
Ergonomic features:		RTA 8		courier		1 per carton		GREENGUARD	
A, B, C, D, G, H, M, N, S									

SIX 31



model OTG11631B

STANDARD FEATURES









- A great general purpose office chair.
- Contoured seat and back with thick cushions.
- Standard with height adjustable T-arms with self-skinned urethane (SSU) armcaps.
- Dual wheel carpet casters (C65) are standard.
- OTG11531B and OTG11631B are upholstered in Black, Quilt (QL10)
- Compliant with the emissions guidelines set by the GREENGUARD Environmental Institute.
- Limited Lifetime Warranty (2-year exceptions apply - see page 153).
- Weight capacity for this series is 300 lbs.

CHAIR ADJUSTMENTS

- **Multi-tilter chair**
  - Center tilt with infinite position tilt lock.
  - Tilt tension adjustment.
  - Independent back and seat angle adjustments.
  - Internal ratchet back height adjustment.
  - Seat depth adjustment.
  - Pneumatic seat height adjustment.
- **Operator chairs**
  - Center tilt with infinite position tilt lock.
  - Tilt tension adjustment.
  - Independent back and seat angle adjustments
  - Back height adjustment.
  - Pneumatic seat height adjustment.

OPTIONAL FEATURES

- Hard surface flooring casters (**C65R**) can be purchased separately. Add \$91/set.

DESCRIPTION	MODEL# / FEATURES	List price																																							
 <p><b>Medium Back Multi-Tilter</b> Unit weight: 55 LB   25 KG Carton weight: 65 LB   29.48 KG Carton volume: 8 FT<sup>3</sup>   0.22 MT<sup>3</sup></p>	<p><b>OTG11531B</b> Black</p>	720																																							
		<p><b>OVERALL DIMENSIONS</b></p> <table border="1"> <thead> <tr> <th></th> <th>W</th> <th>D</th> <th>H</th> </tr> </thead> <tbody> <tr> <td>IN</td> <td>25.5</td> <td>24</td> <td>42.5</td> </tr> <tr> <td>MM</td> <td>648</td> <td>610</td> <td>1080</td> </tr> </tbody> </table>				W	D	H	IN	25.5	24	42.5	MM	648	610	1080	<p><b>SEAT DIMENSIONS</b></p> <table border="1"> <thead> <tr> <th></th> <th>W</th> <th>D</th> <th>H</th> </tr> </thead> <tbody> <tr> <td></td> <td>20</td> <td>17</td> <td>19-23</td> </tr> <tr> <td></td> <td>508</td> <td>432</td> <td>483-584</td> </tr> </tbody> </table>				W	D	H		20	17	19-23		508	432	483-584	<p><b>BACK DIMENSIONS</b></p> <table border="1"> <thead> <tr> <th></th> <th>W</th> <th>H</th> </tr> </thead> <tbody> <tr> <td></td> <td>19.5</td> <td>20.5-23.5</td> </tr> <tr> <td></td> <td>495</td> <td>521-597</td> </tr> </tbody> </table>				W	H		19.5	20.5-23.5	
	W	D	H																																						
IN	25.5	24	42.5																																						
MM	648	610	1080																																						
	W	D	H																																						
	20	17	19-23																																						
	508	432	483-584																																						
	W	H																																							
	19.5	20.5-23.5																																							
	495	521-597																																							
<p>Ergonomic features: A, B, C, D, E, F, G, H, M, N, S</p>				1 per carton																																					
 <p><b>Medium Back Operator</b> Unit weight: 42 LB   19.1 KG Carton weight: 46 LB   20.87 KG Carton volume: 6.5 FT<sup>3</sup>   0.18 MT<sup>3</sup></p>	<p><b>OTG11631B</b> Black</p>	528																																							
		<p><b>OVERALL DIMENSIONS</b></p> <table border="1"> <thead> <tr> <th></th> <th>W</th> <th>D</th> <th>H</th> </tr> </thead> <tbody> <tr> <td>IN</td> <td>25.5</td> <td>25</td> <td>44</td> </tr> <tr> <td>MM</td> <td>648</td> <td>635</td> <td>1118</td> </tr> </tbody> </table>				W	D	H	IN	25.5	25	44	MM	648	635	1118	<p><b>SEAT DIMENSIONS</b></p> <table border="1"> <thead> <tr> <th></th> <th>W</th> <th>D</th> <th>H</th> </tr> </thead> <tbody> <tr> <td></td> <td>20.5</td> <td>19</td> <td>18.5-22.5</td> </tr> <tr> <td></td> <td>521</td> <td>483</td> <td>470-572</td> </tr> </tbody> </table>				W	D	H		20.5	19	18.5-22.5		521	483	470-572	<p><b>BACK DIMENSIONS</b></p> <table border="1"> <thead> <tr> <th></th> <th>W</th> <th>H</th> </tr> </thead> <tbody> <tr> <td></td> <td>20</td> <td>23-24.5</td> </tr> <tr> <td></td> <td>508</td> <td>584-622</td> </tr> </tbody> </table>				W	H		20	23-24.5	
	W	D	H																																						
IN	25.5	25	44																																						
MM	648	635	1118																																						
	W	D	H																																						
	20.5	19	18.5-22.5																																						
	521	483	470-572																																						
	W	H																																							
	20	23-24.5																																							
	508	584-622																																							
<p>Ergonomic features: A, B, C, D, G, H, M, N, S</p>				1 per carton																																					



SODA



model MVL13017

STANDARD FEATURES

- A contemporary, yet retro light lounge series featuring fully upholstered cushions.
- Back design on lounge chair offers flexible movement.
- Generous proportions allow for a variety of seating positions.
- Chair and ottoman are standard with a Chrome frame with clear polycarbonate glides and are suitable for carpet, rubber or concrete flooring.
- Can be upholstered in all Global grade 1 seating textiles or in Luxhide bonded leather (see page 149).
- Compliant with the emissions guidelines set by the GREENGUARD Environmental Institute.
- Limited Lifetime Warranty (5-year exceptions apply - see page 153).
- Weight capacity for this series is 300 lbs.

ALTERNATE TEXTILE OPTIONS

- Graded-in textiles are available. No minimum quantities. Contact Customer Service for pricing.

DESCRIPTION MODEL# / FEATURES



**Lounge Chair**  
 Unit weight: 30 LB | 13.6 KG  
 Carton weight: 37 LB | 16.78 KG  
 Carton volume: 15.75 FT³ | 0.44 MT³

List price							
<b>MVL13017</b>	612						
Luxhide bonded leather or fabric (previously MVL13017F)							
OVERALL DIMENSIONS			SEAT DIMENSIONS			BACK DIMENSIONS	
W	D	H	W	D	H	W	H
IN 27	24	32	27	18	17	22	15.5
MM 686	610	813	686	457	432	559	394
Ergonomic features: M, N		<b>RTA 00</b>	1 per carton				



**Bench Ottoman**  
 Unit weight: 19 LB | 8.6 KG  
 Carton weight: 25 LB | 11.34 KG  
 Carton volume: 10.25 FT³ | 0.29 MT³

List price		
<b>MVL13018</b>	468	
OVERALL DIMENSIONS		
W	D	H
IN 27	21	18.75
MM 686	533	476
Ergonomic features: M, N		<b>RTA 00</b>
		1 per carton

SODA TABLES



model MVL13016

STANDARD FEATURES

- 1" thick thermally fused laminate top surface with 2mm matching edgeband.
- Tables are standard with a Chrome frame with clear polycarbonate glides and are suitable for carpet, rubber or concrete flooring.
- Top surface available in 16 standard finishes (see page 150).
- Meets applicable ANSI/BIFMA standards.

TABLES MODEL # DIMENSIONS IN MM WEIGHT LB KG VOLUME FT³ MT³ LIST PRICE

	MODEL #	DIMENSIONS IN MM	WEIGHT LB KG	VOLUME FT³ MT³	LIST PRICE
		<b>W x D x H</b>			
	<b>MVL13016</b>	30 x - x 15.25	40	13	<b>\$422</b>
	30" round	762 x - x 387	18.14	0.36	
	<b>MVL13023</b>	30 x - x 15.25	45	13	<b>\$422</b>
	30" square	762 x - x 387	20.41	0.36	

30" Tables

Shipped assembled in 1 carton.



SPARROW



model OTG10920

STANDARD FEATURES

- Multi-purpose guest/occasional chair.
- Durable welded four-legged steel frame.
- Black mesh back with Black, Quilt (QL10) seat.
- Seat shroud design protects cushion seat pad when stacked.
- Nylon loop arms.
- Black nylon frame features a unique back grid.
- Shipped assembled - 4 per carton.
- Compliant with the emissions guidelines set by the GREENGUARD Environmental Institute.
- Limited Lifetime Warranty (2-year exceptions apply - see page 153).
- Weight capacity for this series is 300 lbs.

DESCRIPTION	MODEL# / FEATURES																		
 <p><b>Guest Chair, Mesh Back and Uph Seat</b>                      Unit weight: 18.5 LB   8.4 KG                      Carton weight: 20 LB   9.07 KG                      Carton volume: 17.5 FT<sup>3</sup>   0.49 MT<sup>3</sup></p>	<p>OTG10920</p>	<p>List price 270</p>																	
	<table border="1"> <thead> <tr> <th colspan="3">OVERALL DIMENSIONS</th> <th colspan="3">SEAT DIMENSIONS</th> <th colspan="2">BACK DIMENSIONS</th> </tr> <tr> <th>W</th> <th>D</th> <th>H</th> <th>W</th> <th>D</th> <th>H</th> <th>W</th> <th>H</th> </tr> </thead> </table>		OVERALL DIMENSIONS			SEAT DIMENSIONS			BACK DIMENSIONS		W	D	H	W	D	H	W	H	
	OVERALL DIMENSIONS			SEAT DIMENSIONS			BACK DIMENSIONS												
W	D	H	W	D	H	W	H												
<table border="1"> <tbody> <tr> <td>IN</td> <td>24</td> <td>21.5</td> <td>33.5</td> <td>18</td> <td>17</td> <td>18.5</td> <td>17</td> <td>15</td> </tr> <tr> <td>MM</td> <td>610</td> <td>546</td> <td>851</td> <td>457</td> <td>432</td> <td>470</td> <td>432</td> <td>381</td> </tr> </tbody> </table> <p>Ergonomic features: M, N</p> <p>RTA 00      4 per carton</p> 		IN	24	21.5	33.5	18	17	18.5	17	15	MM	610	546	851	457	432	470	432	381
IN	24	21.5	33.5	18	17	18.5	17	15											
MM	610	546	851	457	432	470	432	381											

STRADIC



model MVL11860

STANDARD FEATURES

- Tilter chair with a unique design mesh back.
- Standard with height adjustable arms with soft self-skinned urethane (SSU) armcaps that slide forward and backward.
- Dual wheel carpet casters (C1) are standard.
- Air flow mesh back is available in Black only.
- Seating surfaces can be upholstered in all Global grade 1 seating textiles with the exception of Luxhide (see page 149).
- Compliant with the emissions guidelines set by the GREENGUARD Environmental Institute.
- Limited Lifetime Warranty (5-year exceptions apply - see page 153).
- Weight capacity for this series is 300 lbs.

CHAIR ADJUSTMENTS

- Center tilt with upright position tilt lock.
- Tilt tension adjustment.
- Pneumatic seat height adjustment.

OPTIONAL FEATURES

- For hard surface flooring casters, please specify (C9R). Add \$20/set.

DESCRIPTION

MODEL# / FEATURES



Tilter, Mesh Back and Uph seat

Unit weight: 35 LB | 15.9 KG  
 Carton weight: 40 LB | 18.14 KG  
 Carton volume: 9.5 FT³ | 0.26 MT³

Ergonomic features:  
 A, B, C, H, M, N, S

List price

MVL11860 488

OVERALL DIMENSIONS			SEAT DIMENSIONS			BACK DIMENSIONS		
	W	D	H	W	D	H	W	H
IN	25	23.5	35.5	20	17.5	15.5-20.5	18.5	18
MM	635	597	902	508	445	394-521	470	457



1 per carton



## SUBURB



model MVL13051



model MVL13052

### STANDARD FEATURES

- Canadian made sofa series.
- All models are freestanding.
- Thick, plush cushions are reversible and removable.
- Standard with tapered wood legs in Black finish.
- Arms taper forward and feature a radius end.
- Can be upholstered in all Global grade 1 seating textiles or in Luxhide bonded leather (see page 149).
- Compliant with the emissions guidelines set by the GREENGUARD Environmental Institute.
- Limited Lifetime Warranty (5-year exceptions apply - see page 153).
- Weight capacity for this series is 300 lbs. per seat.

### ALTERNATE TEXTILE OPTIONS

- Graded-in textiles are available. No minimum quantities. Contact Customer Service for pricing.


### DESCRIPTION

### MODEL# / FEATURES

List price

MVL13051

784



#### Lounge Chair

Unit weight: 49 LB | 22.3 KG  
 Carton weight: 59 LB | 26.76 KG  
 Carton volume: 14.5 FT<sup>3</sup> | 0.41 MT<sup>3</sup>

	OVERALL DIMENSIONS			SEAT DIMENSIONS			BACK DIMENSIONS	
	W	D	H	W	D	H	W	H

IN	30.25	32.75	31.5	21	19.5	17.5	21	14.5
MM	768	832	800	533	495	445	533	368

RTA 00




1 per carton



List price

MVL13052

1196



#### Two Seat Sofa

Unit weight: 71 LB | 32.3 KG  
 Carton weight: 83 LB | 37.65 KG  
 Carton volume: 24.25 FT<sup>3</sup> | 0.68 MT<sup>3</sup>

	OVERALL DIMENSIONS			SEAT DIMENSIONS			BACK DIMENSIONS	
	W	D	H	W	D	H	W	H

IN	52.25	32.75	31.5	43	19.5	17.5	43	14.5
MM	1327	832	800	1092	495	445	1092	368

RTA 00

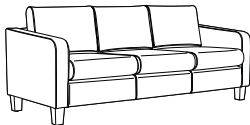
1 per carton



List price

MVL13053

1606



#### Three Seat Sofa

Unit weight: 94 LB | 42.7 KG  
 Carton weight: 108 LB | 48.99 KG  
 Carton volume: 34.25 FT<sup>3</sup> | 0.96 MT<sup>3</sup>

	OVERALL DIMENSIONS			SEAT DIMENSIONS			BACK DIMENSIONS	
	W	D	H	W	D	H	W	H

IN	74.25	32.75	31.5	65	19.5	17.5	65	14.5
MM	1886	832	800	1651	495	445	1651	368

RTA 00

1 per carton



TAMI



model MVL1617



model MVL1616

STANDARD FEATURES

- Canadian made task chairs.
- Hinged back for enhanced comfort.
- Scuff resistant outer back shroud.
- MVL1617 is standard with height adjustable T-arms with self-skinned urethane (SSU) armcaps.
- Dual wheel carpet casters (C65) are standard.
- Can be upholstered in all Global grade 1 seating textiles with the exception of Luxhide (see page 149).
- Compliant with the emissions guidelines set by the GREENGUARD Environmental Institute.
- Limited Lifetime Warranty (5-year exceptions apply - see page 153).
- Weight capacity for this series is 300 lbs.

CHAIR ADJUSTMENTS

- Seat depth adjustment.
- Pneumatic seat height adjustment.

OPTIONAL FEATURES

- For hard surface flooring casters, please specify (C65R). Add \$20/set.

DESCRIPTION

MODEL# / FEATURES



Armless Task

Unit weight: 18 LB | 8.2 KG  
 Carton weight: 21 LB | 9.53 KG  
 Carton volume: 3.6 FT³ | 0.1 MT³

Ergonomic features:  
 C, E, M, N

List price

MVL1616 219

OVERALL DIMENSIONS

	W	D	H
IN	18	22	32
MM	457	559	813

SEAT DIMENSIONS

W	D	H
18	16	15.5-20.5
457	406	394-521

BACK DIMENSIONS

W	H
15.5	14
394	356

RTA 2



1 per carton



Task w/Arms

Unit weight: 24 LB | 10.9 KG  
 Carton weight: 27 LB | 12.25 KG  
 Carton volume: 4.6 FT³ | 0.13 MT³

Ergonomic features:  
 C, E, H, M, N

List price

MVL1617 307

OVERALL DIMENSIONS

	W	D	H
IN	22	22	32
MM	559	559	813

SEAT DIMENSIONS

W	D	H
18	16	15.5-20.5
457	406	394-521

BACK DIMENSIONS

W	H
15.5	14
394	356

RTA 2



1 per carton



Height Adjustable T-Arms - 1 pair

Unit weight: 8 LB | 3.6 KG  
 Carton weight: 10 LB | 4.54 KG  
 Carton volume: 1.3 FT³ | 0.03 MT³

MVL2784

List price

113

OVERALL DIMENSIONS

	W	D	H
IN	3	10	12
MM	76	254	305

SEAT DIMENSIONS

W	D	H
-	-	-
-	-	-

BACK DIMENSIONS

W	H
-	-
-	-

RTA 00



1 pair per carton (pricing is for the pair, specifications are for one arm)

THOMPSON



model OTG11633B

STANDARD FEATURES





- Plush management chair.
- Contoured cushions with waterfall seat edge and integrated headrest.
- Polished Aluminum fixed loop arms with upholstered armcaps.
- Polished Aluminum base with scuff resistant tips and dual wheel carpet casters (C65).
- Seating surfaces are upholstered in Black Luxhide bonded leather with contrasting stitch details.
- Compliant with the emissions guidelines set by the GREENGUARD Environmental Institute.
- Limited Lifetime Warranty (2-year exceptions apply - see page 153).
- Weight capacity for this series is 300 lbs.

CHAIR ADJUSTMENTS

- Center tilt with upright position tilt lock.
- Tilt tension adjustment.
- Pneumatic seat height adjustment.

OPTIONAL FEATURES

- Hard surface flooring casters (**C65R**) can be purchased separately. Add \$91/set.

DESCRIPTION	MODEL# / FEATURES	List price									
 <p><b>High Back Tilter</b> Unit weight: 44 LB   20 KG Carton weight: 48 LB   21.77 KG Carton volume: 7.5 FT<sup>3</sup>   0.21 MT<sup>3</sup></p>	<p><b>OTG11633B</b></p> <p>Ergonomic features: A, B, C, M, N, S</p>	805									
		OVERALL DIMENSIONS			SEAT DIMENSIONS			BACK DIMENSIONS			
		W	D	H	W	D	H	W	H		
IN	26	31	43	22.5	21	16-20	22	25			
MM	660	787	1092	572	533	406-508	559	635			
						1 per carton					

TOMA



model OTG13032

STANDARD FEATURES





- Mesh back synchro-tilter chair.
- Standard with height adjustable T arms with self-skinned urethane (SSU) armcaps.
- Black base with dual wheel carpet casters (C1) is standard.
- Available in Black polyester seat fabric with a Black mesh back.
- Compliant with the emissions guidelines set by the GREENGUARD Environmental Institute.
- Limited Lifetime Warranty (2-year exceptions apply - see page 153).
- Weight capacity for this series is 300 lbs.

CHAIR ADJUSTMENTS

- Upright position tilt lock.
- Tilt tension adjustment.
- Height adjustable flexible lumbar support.
- Pneumatic seat height adjustment.

OPTIONAL FEATURES

- Hard surface flooring casters (**C9R**) can be purchased separately. Add \$91/set.

DESCRIPTION	MODEL# / FEATURES	List price									
 <p><b>Medium Back Synchro-Tilter</b> Unit weight: 31 LB   14.1 KG Carton weight: 36 LB   16.33 KG Carton volume: 4.7 FT<sup>3</sup>   0.13 MT<sup>3</sup></p>	<p><b>OTG13032</b></p> <p>Ergonomic features: A, B, C, D, H, L, M, N</p>	538									
		OVERALL DIMENSIONS			SEAT DIMENSIONS			BACK DIMENSIONS			
		W	D	H	W	D	H	W	H		
IN	24	24	40	18.5	17	18.5-22.5	17.5	20.5			
MM	610	610	1016	470	432	470-572	445	521			
						1 per carton					

TUMI



model OTG11776B

STANDARD FEATURES


- Contemporary management and boardroom chair.
- Fixed durable nylon arms.
- Dual wheel carpet casters (C65) are standard.
- Seating surfaces are upholstered in Black Luxhide bonded leather.
- Compliant with the emissions guidelines set by the GREENGUARD Environmental Institute.
- Limited Lifetime Warranty (2-year exceptions apply - see page 153).
- Weight capacity for this series is 300 lbs.

CHAIR ADJUSTMENTS

- Center tilt with upright position tilt lock.
- Tilt tension adjustment.
- Pneumatic seat height adjustment.

OPTIONAL FEATURES

- Hard surface flooring casters (**C65R**) can be purchased separately. Add \$91/set.

DESCRIPTION	MODEL# / FEATURES																																			
 <p><b>High Back Tilter</b>                      Unit weight: 31 LB   14.1 KG                      Carton weight: 37 LB   16.78 KG                      Carton volume: 4.2 FT³   0.11 MT³</p>	List price																																			
	OTG11776B 428																																			
	<table border="1"> <thead> <tr> <th rowspan="2"></th> <th colspan="3">OVERALL DIMENSIONS</th> <th colspan="3">SEAT DIMENSIONS</th> <th colspan="2">BACK DIMENSIONS</th> </tr> <tr> <th>W</th> <th>D</th> <th>H</th> <th>W</th> <th>D</th> <th>H</th> <th>W</th> <th>H</th> </tr> </thead> <tbody> <tr> <td>IN</td> <td>24.5</td> <td>25</td> <td>41.5</td> <td>20.5</td> <td>18.5</td> <td>16.5-20.5</td> <td>20.5</td> <td>22.5</td> </tr> <tr> <td>MM</td> <td>622</td> <td>635</td> <td>1054</td> <td>521</td> <td>470</td> <td>419-521</td> <td>521</td> <td>572</td> </tr> </tbody> </table>		OVERALL DIMENSIONS			SEAT DIMENSIONS			BACK DIMENSIONS		W	D	H	W	D	H	W	H	IN	24.5	25	41.5	20.5	18.5	16.5-20.5	20.5	22.5	MM	622	635	1054	521	470	419-521	521	572
			OVERALL DIMENSIONS			SEAT DIMENSIONS			BACK DIMENSIONS																											
W		D	H	W	D	H	W	H																												
IN	24.5	25	41.5	20.5	18.5	16.5-20.5	20.5	22.5																												
MM	622	635	1054	521	470	419-521	521	572																												
Ergonomic features: A, B, C, M, N, S																																				

RTA 8 courier 1 per carton



ULTRA



model MVL11730



model MVL11743

STANDARD FEATURES

- Canadian made tilter and guest chairs.
- Internal welded steel frame.
- Chrome fixed arms (except armless models) and base.
- Dual wheel carpet casters (C65) are standard (except guest chairs).
- Seating surfaces can be upholstered in Luxhide bonded leather, in various colors (see page 149).
- Compliant with the emissions guidelines set by the GREENGUARD Environmental Institute.
- Limited Lifetime Warranty (5-year exceptions apply - see page 153).
- Weight capacity for this series is 300 lbs.

CHAIR ADJUSTMENTS





- Center tilt with upright position tilt lock.
- Tilt tension adjustment.
- Pneumatic seat height adjustment.

OPTIONAL FEATURES

- For hard surface flooring casters, please specify (C65R). Add \$20/set.
- Optional removable upholstered armcaps are available for tilter models with arms, please order (MVL11733). For graded-in textile pricing, please contact Customer Service.

ALTERNATE TEXTILE OPTIONS

- Graded-in textiles are available. No minimum quantities. Contact Customer Service for pricing.

DESCRIPTION	MODEL# / FEATURES																																			
 <p><b>High Back Tilter w/Arms</b> Unit weight: 32 LB   14.5 KG Carton weight: 44 LB   19.96 KG Carton volume: 11 FT<sup>3</sup>   0.31 MT<sup>3</sup></p>	<p>List price</p> <p><b>MVL11730</b> 631</p>																																			
	<table border="1"> <thead> <tr> <th rowspan="2"></th> <th colspan="3">OVERALL DIMENSIONS</th> <th colspan="3">SEAT DIMENSIONS</th> <th colspan="2">BACK DIMENSIONS</th> </tr> <tr> <th>W</th> <th>D</th> <th>H</th> <th>W</th> <th>D</th> <th>H</th> <th>W</th> <th>H</th> </tr> </thead> <tbody> <tr> <td>IN</td> <td>23.5</td> <td>24.5</td> <td>40</td> <td>21</td> <td>17.5</td> <td>17.5-22.5</td> <td>20</td> <td>21</td> </tr> <tr> <td>MM</td> <td>597</td> <td>622</td> <td>1016</td> <td>533</td> <td>445</td> <td>445-572</td> <td>508</td> <td>533</td> </tr> </tbody> </table>		OVERALL DIMENSIONS			SEAT DIMENSIONS			BACK DIMENSIONS		W	D	H	W	D	H	W	H	IN	23.5	24.5	40	21	17.5	17.5-22.5	20	21	MM	597	622	1016	533	445	445-572	508	533
			OVERALL DIMENSIONS			SEAT DIMENSIONS			BACK DIMENSIONS																											
		W	D	H	W	D	H	W	H																											
IN	23.5	24.5	40	21	17.5	17.5-22.5	20	21																												
MM	597	622	1016	533	445	445-572	508	533																												
<p>Ergonomic features: A, B, C, M, N, S</p> <p>RTA 1 courier 1 per carton CANADA GREENGUARD</p>																																				
	<p>List price</p> <p><b>MVL11732</b> 568</p>																																			
 <p><b>Armless High Back Tilter</b> Unit weight: 28 LB   12.7 KG Carton weight: 38 LB   17.24 KG Carton volume: 11 FT<sup>3</sup>   0.31 MT<sup>3</sup></p>	<table border="1"> <thead> <tr> <th rowspan="2"></th> <th colspan="3">OVERALL DIMENSIONS</th> <th colspan="3">SEAT DIMENSIONS</th> <th colspan="2">BACK DIMENSIONS</th> </tr> <tr> <th>W</th> <th>D</th> <th>H</th> <th>W</th> <th>D</th> <th>H</th> <th>W</th> <th>H</th> </tr> </thead> <tbody> <tr> <td>IN</td> <td>21</td> <td>24.5</td> <td>40</td> <td>21</td> <td>17.5</td> <td>17.5-22.5</td> <td>20</td> <td>21</td> </tr> <tr> <td>MM</td> <td>533</td> <td>622</td> <td>1016</td> <td>533</td> <td>445</td> <td>445-572</td> <td>508</td> <td>533</td> </tr> </tbody> </table>		OVERALL DIMENSIONS			SEAT DIMENSIONS			BACK DIMENSIONS		W	D	H	W	D	H	W	H	IN	21	24.5	40	21	17.5	17.5-22.5	20	21	MM	533	622	1016	533	445	445-572	508	533
			OVERALL DIMENSIONS			SEAT DIMENSIONS			BACK DIMENSIONS																											
		W	D	H	W	D	H	W	H																											
	IN	21	24.5	40	21	17.5	17.5-22.5	20	21																											
MM	533	622	1016	533	445	445-572	508	533																												
<p>Ergonomic features: A, B, C, M, N, S</p> <p>RTA 1 courier 1 per carton CANADA GREENGUARD</p>																																				
	<p>List price</p> <p><b>MVL11733</b> 50</p>																																			
 <p><b>Upholstered Armcaps - 1 pair</b> Unit weight: 0.25 LB   0.1 KG Carton weight: 0.75 LB   0.34 KG Carton volume: 0.2 FT<sup>3</sup>   0.01 MT<sup>3</sup></p>	<table border="1"> <thead> <tr> <th rowspan="2"></th> <th colspan="3">OVERALL DIMENSIONS</th> <th colspan="3">SEAT DIMENSIONS</th> <th colspan="2">BACK DIMENSIONS</th> </tr> <tr> <th>W</th> <th>D</th> <th>H</th> <th>W</th> <th>D</th> <th>H</th> <th>W</th> <th>H</th> </tr> </thead> <tbody> <tr> <td>IN</td> <td>5.5</td> <td>9.25</td> <td>0.25</td> <td>-</td> <td>-</td> <td>-</td> <td>-</td> <td>-</td> </tr> <tr> <td>MM</td> <td>140</td> <td>235</td> <td>6</td> <td>-</td> <td>-</td> <td>-</td> <td>-</td> <td>-</td> </tr> </tbody> </table>		OVERALL DIMENSIONS			SEAT DIMENSIONS			BACK DIMENSIONS		W	D	H	W	D	H	W	H	IN	5.5	9.25	0.25	-	-	-	-	-	MM	140	235	6	-	-	-	-	-
			OVERALL DIMENSIONS			SEAT DIMENSIONS			BACK DIMENSIONS																											
		W	D	H	W	D	H	W	H																											
	IN	5.5	9.25	0.25	-	-	-	-	-																											
MM	140	235	6	-	-	-	-	-																												
<p>For models with arms: MVL11730, MVL11734.</p> <p>RTA 00 courier 1 per carton (pricing is for the pair, specifications are for one armcap) CANADA GREENGUARD</p>																																				
	<p>List price</p> <p><b>MVL11734</b> 613</p>																																			
 <p><b>Low Back Tilter w/Arms</b> Unit weight: 35 LB   15.9 KG Carton weight: 42 LB   19.05 KG Carton volume: 11 FT<sup>3</sup>   0.31 MT<sup>3</sup></p>	<table border="1"> <thead> <tr> <th rowspan="2"></th> <th colspan="3">OVERALL DIMENSIONS</th> <th colspan="3">SEAT DIMENSIONS</th> <th colspan="2">BACK DIMENSIONS</th> </tr> <tr> <th>W</th> <th>D</th> <th>H</th> <th>W</th> <th>D</th> <th>H</th> <th>W</th> <th>H</th> </tr> </thead> <tbody> <tr> <td>IN</td> <td>23.5</td> <td>24.5</td> <td>38</td> <td>21</td> <td>17.5</td> <td>17.5-22.5</td> <td>20</td> <td>19</td> </tr> <tr> <td>MM</td> <td>597</td> <td>622</td> <td>965</td> <td>533</td> <td>445</td> <td>445-572</td> <td>508</td> <td>483</td> </tr> </tbody> </table>		OVERALL DIMENSIONS			SEAT DIMENSIONS			BACK DIMENSIONS		W	D	H	W	D	H	W	H	IN	23.5	24.5	38	21	17.5	17.5-22.5	20	19	MM	597	622	965	533	445	445-572	508	483
			OVERALL DIMENSIONS			SEAT DIMENSIONS			BACK DIMENSIONS																											
		W	D	H	W	D	H	W	H																											
	IN	23.5	24.5	38	21	17.5	17.5-22.5	20	19																											
MM	597	622	965	533	445	445-572	508	483																												
<p>Ergonomic features: A, B, C, M, N, S</p> <p>RTA 1 courier 1 per carton CANADA GREENGUARD</p>																																				



**DESCRIPTION MODEL# / FEATURES**



**Armless Low Back Tilter**  
 Unit weight: 31 LB | 14.1 KG  
 Carton weight: 38 LB | 17.24 KG  
 Carton volume: 11 FT<sup>3</sup> | 0.31 MT<sup>3</sup>

List price

**MVL11735** 555

Ergonomic features:  
 A, B, C, M, N, S

OVERALL DIMENSIONS			SEAT DIMENSIONS			BACK DIMENSIONS	
W	D	H	W	D	H	W	H

IN	21	24.5	38	21	17.5	17.5-22.5	20	19
MM	533	622	965	533	445	445-572	508	483

**RTA 1**



1 per carton



**Medium Back Guest Chair, Cantilever Base**  
 Unit weight: 32 LB | 14.5 KG  
 Carton weight: 40 LB | 18.14 KG  
 Carton volume: 13.25 FT<sup>3</sup> | 0.37 MT<sup>3</sup>

List price

**MVL11742** 703

Ergonomic features:  
 M, N

OVERALL DIMENSIONS			SEAT DIMENSIONS			BACK DIMENSIONS	
W	D	H	W	D	H	W	H

IN	24.25	25	35	21	17.5	18	21	17.5
MM	616	635	889	533	445	457	533	445

**RTA 00**

1 per carton



**Armless Medium Back Guest Chair, Cantilever Base**  
 Unit weight: 26 LB | 11.8 KG  
 Carton weight: 32 LB | 14.51 KG  
 Carton volume: 13.75 FT<sup>3</sup> | 0.38 MT<sup>3</sup>

List price

**MVL11743** 604

Ergonomic features:  
 M, N

OVERALL DIMENSIONS			SEAT DIMENSIONS			BACK DIMENSIONS	
W	D	H	W	D	H	W	H

IN	21	24.75	35	21	17.5	18	21	17.5
MM	533	629	889	533	445	457	533	445

**RTA 00**

1 per carton



## VANIER



model MVL3170



model MVL3172

### STANDARD FEATURES










- Management, boardroom and guest chairs. Canadian made.
- Generously padded seat and compound-curved back.
- Fixed nylon arms with self-skinned urethane (SSU) armcaps.
- Dual wheel carpet casters (C1) are standard (except guest chair).
- Guest chair has an oval steel tube frame with sled base.
- Seating surfaces can be upholstered in Luxhide bonded leather, in various colors (see page 149)
- Compliant with the emissions guidelines set by the GREENGUARD Environmental Institute.
- Limited Lifetime Warranty (5-year exceptions apply - see page 153).
- Weight capacity for this series is 300 lbs.

### CHAIR ADJUSTMENTS

- Center tilt with upright position tilt lock.
- Tilt tension adjustment.
- Pneumatic seat height adjustment.

### OPTIONAL FEATURES

- For hard surface flooring casters, please specify (C9R). Add \$20/set.

DESCRIPTION	MODEL# / FEATURES																																			
 <p><b>High Back Tilter</b> Unit weight: 40 LB   18.2 KG Carton weight: 47 LB   21.32 KG Carton volume: 12 FT<sup>3</sup>   0.33 MT<sup>3</sup></p>	<p>List price</p> <p><b>MVL3170</b> 687</p>																																			
	<table border="1"> <thead> <tr> <th rowspan="2"></th> <th colspan="3">OVERALL DIMENSIONS</th> <th colspan="3">SEAT DIMENSIONS</th> <th colspan="2">BACK DIMENSIONS</th> </tr> <tr> <th>W</th> <th>D</th> <th>H</th> <th>W</th> <th>D</th> <th>H</th> <th>W</th> <th>H</th> </tr> </thead> <tbody> <tr> <td>IN</td> <td>25.5</td> <td>26</td> <td>43</td> <td>21</td> <td>18</td> <td>17-22</td> <td>19</td> <td>25.5</td> </tr> <tr> <td>MM</td> <td>648</td> <td>660</td> <td>1092</td> <td>533</td> <td>457</td> <td>432-559</td> <td>483</td> <td>648</td> </tr> </tbody> </table> <p>Ergonomic features: A, B, C, M, N, S</p> <p><b>RTA 1</b> 1 per carton</p> <p> </p>		OVERALL DIMENSIONS			SEAT DIMENSIONS			BACK DIMENSIONS		W	D	H	W	D	H	W	H	IN	25.5	26	43	21	18	17-22	19	25.5	MM	648	660	1092	533	457	432-559	483	648
			OVERALL DIMENSIONS			SEAT DIMENSIONS			BACK DIMENSIONS																											
W		D	H	W	D	H	W	H																												
IN	25.5	26	43	21	18	17-22	19	25.5																												
MM	648	660	1092	533	457	432-559	483	648																												
 <p><b>Medium Back Tilter</b> Unit weight: 35 LB   15.9 KG Carton weight: 41 LB   18.6 KG Carton volume: 11.5 FT<sup>3</sup>   0.32 MT<sup>3</sup></p>	<p>List price</p> <p><b>MVL3171</b> 658</p>																																			
	<table border="1"> <thead> <tr> <th rowspan="2"></th> <th colspan="3">OVERALL DIMENSIONS</th> <th colspan="3">SEAT DIMENSIONS</th> <th colspan="2">BACK DIMENSIONS</th> </tr> <tr> <th>W</th> <th>D</th> <th>H</th> <th>W</th> <th>D</th> <th>H</th> <th>W</th> <th>H</th> </tr> </thead> <tbody> <tr> <td>IN</td> <td>25.5</td> <td>26</td> <td>37</td> <td>21</td> <td>18</td> <td>17-22</td> <td>19</td> <td>19.5</td> </tr> <tr> <td>MM</td> <td>648</td> <td>660</td> <td>940</td> <td>533</td> <td>457</td> <td>432-559</td> <td>483</td> <td>495</td> </tr> </tbody> </table> <p>Ergonomic features: A, B, C, M, N, S</p> <p><b>RTA 1</b> 1 per carton</p> <p> </p>		OVERALL DIMENSIONS			SEAT DIMENSIONS			BACK DIMENSIONS		W	D	H	W	D	H	W	H	IN	25.5	26	37	21	18	17-22	19	19.5	MM	648	660	940	533	457	432-559	483	495
			OVERALL DIMENSIONS			SEAT DIMENSIONS			BACK DIMENSIONS																											
W		D	H	W	D	H	W	H																												
IN	25.5	26	37	21	18	17-22	19	19.5																												
MM	648	660	940	533	457	432-559	483	495																												
 <p><b>Medium Back Guest Chair - Sled Base</b> Unit weight: 31 LB   14.1 KG Carton weight: 37 LB   16.78 KG Carton volume: 15.75 FT<sup>3</sup>   0.44 MT<sup>3</sup></p>	<p>List price</p> <p><b>MVL3172</b> 642</p>																																			
	<table border="1"> <thead> <tr> <th rowspan="2"></th> <th colspan="3">OVERALL DIMENSIONS</th> <th colspan="3">SEAT DIMENSIONS</th> <th colspan="2">BACK DIMENSIONS</th> </tr> <tr> <th>W</th> <th>D</th> <th>H</th> <th>W</th> <th>D</th> <th>H</th> <th>W</th> <th>H</th> </tr> </thead> <tbody> <tr> <td>IN</td> <td>25.5</td> <td>26</td> <td>34.5</td> <td>21</td> <td>18</td> <td>17</td> <td>19</td> <td>18.5</td> </tr> <tr> <td>MM</td> <td>648</td> <td>660</td> <td>876</td> <td>533</td> <td>457</td> <td>432</td> <td>483</td> <td>470</td> </tr> </tbody> </table> <p>Ergonomic features: M, N</p> <p><b>RTA 00</b> 1 per carton</p> <p> </p>		OVERALL DIMENSIONS			SEAT DIMENSIONS			BACK DIMENSIONS		W	D	H	W	D	H	W	H	IN	25.5	26	34.5	21	18	17	19	18.5	MM	648	660	876	533	457	432	483	470
			OVERALL DIMENSIONS			SEAT DIMENSIONS			BACK DIMENSIONS																											
W		D	H	W	D	H	W	H																												
IN	25.5	26	34.5	21	18	17	19	18.5																												
MM	648	660	876	533	457	432	483	470																												

WOODBRIDGE



model OTG11617B

STANDARD FEATURES



- Management and boardroom chair.
- Durable nylon arms with upholstered armrests.
- Dual wheel carpet casters (C65) are standard.
- Seating surfaces are upholstered in Black Luxhide bonded leather.
- Compliant with the emissions guidelines set by the GREENGUARD Environmental Institute.
- Limited Lifetime Warranty (2-year exceptions apply - see page 153).
- Weight capacity for this series is 300 lbs.

CHAIR ADJUSTMENTS

- Center tilt with upright position tilt lock.
- Tilt tension adjustment.
- Pneumatic seat height adjustment.

OPTIONAL FEATURES

- Hard surface flooring casters (**C65R**) can be purchased separately. Add \$91/set.

DESCRIPTION	MODEL# / FEATURES	List price							
 <p><b>High Back Tilter</b>                      Unit weight: 34 LB   15.5 KG                      Carton weight: 38 LB   17.24 KG                      Carton volume: 6.13 FT<sup>3</sup>   0.17 M<sup>3</sup></p>	<p><b>OTG11617B</b></p> <p>Ergonomic features: A, B, C, M, N, S</p>	475							
		OVERALL DIMENSIONS			SEAT DIMENSIONS			BACK DIMENSIONS	
		W	D	H	W	D	H	W	H
IN 26	27	42.5	20.5	18	16.5-20.5	21	24		
MM 660	686	1080	521	457	419-521	533	610		
<p>RTA 8</p>		<p>courier</p>	1 per carton						

YOHO



model MVL2789

STANDARD FEATURES

















- Canadian made task chairs.
- Thick cushion compound-curved back offers great lumbar support.
- Standard with height adjustable T-arms with durable self-skinned urethane (SSU) armcaps (except armless models).
- Dual wheel carpet casters (C65) are standard.
- Height adjustable chairs are equipped with an adjustable Chrome footrest.
- Seating surfaces can be upholstered in Luxhide bonded leather (various colors) or in all Global grade 1 seating textiles (see page 149).
- Compliant with the emissions guidelines set by the GREENGUARD Environmental Institute.
- Limited Lifetime Warranty (5-year exceptions apply - see page 153).
- Weight capacity for this series is 300 lbs.

CHAIR ADJUSTMENTS

- Seat depth adjustment.
- Pneumatic seat height adjustment.

OPTIONAL FEATURES

- For hard surface flooring casters, please specify (C65R). Add \$20/set.

DESCRIPTION	MODEL# / FEATURES																																			
 <p><b>Medium Back Task w/Arms</b> Unit weight: 32 LB   14.5 KG Carton weight: 38 LB   17.24 KG Carton volume: 5.5 FT³   0.15 MT³</p>	<p><b>MVL2778</b> Luxhide bonded leather or fabric</p> <p>List price: 502</p>																																			
	<table border="1"> <thead> <tr> <th rowspan="2"></th> <th colspan="3">OVERALL DIMENSIONS</th> <th colspan="3">SEAT DIMENSIONS</th> <th colspan="2">BACK DIMENSIONS</th> </tr> <tr> <th>W</th> <th>D</th> <th>H</th> <th>W</th> <th>D</th> <th>H</th> <th>W</th> <th>H</th> </tr> </thead> <tbody> <tr> <td>IN</td> <td>24.5</td> <td>24.5</td> <td>38</td> <td>19</td> <td>16</td> <td>16.5-21.5</td> <td>18</td> <td>19</td> </tr> <tr> <td>MM</td> <td>622</td> <td>622</td> <td>965</td> <td>483</td> <td>406</td> <td>419-546</td> <td>457</td> <td>483</td> </tr> </tbody> </table>		OVERALL DIMENSIONS			SEAT DIMENSIONS			BACK DIMENSIONS		W	D	H	W	D	H	W	H	IN	24.5	24.5	38	19	16	16.5-21.5	18	19	MM	622	622	965	483	406	419-546	457	483
			OVERALL DIMENSIONS			SEAT DIMENSIONS			BACK DIMENSIONS																											
		W	D	H	W	D	H	W	H																											
IN	24.5	24.5	38	19	16	16.5-21.5	18	19																												
MM	622	622	965	483	406	419-546	457	483																												
<p>Ergonomic features: C, E, H, M, N</p> <p>RTA 2  1 per carton  </p>																																				
	<p>List price: 416</p>																																			
 <p><b>Medium Back Armless Task</b> Unit weight: 23 LB   10.5 KG Carton weight: 29 LB   13.15 KG Carton volume: 5.5 FT³   0.15 MT³</p>	<p><b>MVL2779</b> Luxhide bonded leather or fabric</p> <p>List price: 416</p>																																			
	<table border="1"> <thead> <tr> <th rowspan="2"></th> <th colspan="3">OVERALL DIMENSIONS</th> <th colspan="3">SEAT DIMENSIONS</th> <th colspan="2">BACK DIMENSIONS</th> </tr> <tr> <th>W</th> <th>D</th> <th>H</th> <th>W</th> <th>D</th> <th>H</th> <th>W</th> <th>H</th> </tr> </thead> <tbody> <tr> <td>IN</td> <td>19</td> <td>24.5</td> <td>38</td> <td>19</td> <td>16.5</td> <td>16.5-21.5</td> <td>18</td> <td>19</td> </tr> <tr> <td>MM</td> <td>483</td> <td>622</td> <td>965</td> <td>483</td> <td>406</td> <td>419-546</td> <td>457</td> <td>483</td> </tr> </tbody> </table>		OVERALL DIMENSIONS			SEAT DIMENSIONS			BACK DIMENSIONS		W	D	H	W	D	H	W	H	IN	19	24.5	38	19	16.5	16.5-21.5	18	19	MM	483	622	965	483	406	419-546	457	483
			OVERALL DIMENSIONS			SEAT DIMENSIONS			BACK DIMENSIONS																											
		W	D	H	W	D	H	W	H																											
IN	19	24.5	38	19	16.5	16.5-21.5	18	19																												
MM	483	622	965	483	406	419-546	457	483																												
<p>Ergonomic features: C, E, M, N</p> <p>RTA 2  1 per carton  </p>																																				
	<p>List price: 321</p>																																			
 <p><b>Low Back Armless Task</b> Unit weight: 23 LB   10.5 KG Carton weight: 28 LB   12.7 KG Carton volume: 4.7 FT³   0.13 MT³</p>	<p><b>MVL2786</b> Luxhide bonded leather or fabric (previously MVL2786F)</p> <p>List price: 321</p>																																			
	<table border="1"> <thead> <tr> <th rowspan="2"></th> <th colspan="3">OVERALL DIMENSIONS</th> <th colspan="3">SEAT DIMENSIONS</th> <th colspan="2">BACK DIMENSIONS</th> </tr> <tr> <th>W</th> <th>D</th> <th>H</th> <th>W</th> <th>D</th> <th>H</th> <th>W</th> <th>H</th> </tr> </thead> <tbody> <tr> <td>IN</td> <td>19</td> <td>24</td> <td>34</td> <td>19</td> <td>16.5</td> <td>16-21</td> <td>17.5</td> <td>16</td> </tr> <tr> <td>MM</td> <td>483</td> <td>610</td> <td>864</td> <td>483</td> <td>419</td> <td>406-533</td> <td>445</td> <td>406</td> </tr> </tbody> </table>		OVERALL DIMENSIONS			SEAT DIMENSIONS			BACK DIMENSIONS		W	D	H	W	D	H	W	H	IN	19	24	34	19	16.5	16-21	17.5	16	MM	483	610	864	483	419	406-533	445	406
			OVERALL DIMENSIONS			SEAT DIMENSIONS			BACK DIMENSIONS																											
		W	D	H	W	D	H	W	H																											
IN	19	24	34	19	16.5	16-21	17.5	16																												
MM	483	610	864	483	419	406-533	445	406																												
<p>Ergonomic features: C, E, M, N</p> <p>RTA 2  1 per carton  </p>																																				
	<p>List price: 422</p>																																			
 <p><b>Low Back Task w/Arms</b> Unit weight: 29 LB   13.2 KG Carton weight: 34 LB   15.42 KG Carton volume: 4.7 FT³   0.13 MT³</p>	<p><b>MVL2789</b> Luxhide bonded leather or fabric (previously MVL2789F)</p> <p>List price: 422</p>																																			
	<table border="1"> <thead> <tr> <th rowspan="2"></th> <th colspan="3">OVERALL DIMENSIONS</th> <th colspan="3">SEAT DIMENSIONS</th> <th colspan="2">BACK DIMENSIONS</th> </tr> <tr> <th>W</th> <th>D</th> <th>H</th> <th>W</th> <th>D</th> <th>H</th> <th>W</th> <th>H</th> </tr> </thead> <tbody> <tr> <td>IN</td> <td>24</td> <td>24</td> <td>34</td> <td>19</td> <td>16.5</td> <td>16-21</td> <td>17.5</td> <td>16</td> </tr> <tr> <td>MM</td> <td>610</td> <td>610</td> <td>864</td> <td>483</td> <td>419</td> <td>406-533</td> <td>445</td> <td>406</td> </tr> </tbody> </table>		OVERALL DIMENSIONS			SEAT DIMENSIONS			BACK DIMENSIONS		W	D	H	W	D	H	W	H	IN	24	24	34	19	16.5	16-21	17.5	16	MM	610	610	864	483	419	406-533	445	406
			OVERALL DIMENSIONS			SEAT DIMENSIONS			BACK DIMENSIONS																											
		W	D	H	W	D	H	W	H																											
IN	24	24	34	19	16.5	16-21	17.5	16																												
MM	610	610	864	483	419	406-533	445	406																												
<p>Ergonomic features: C, E, H, M, N</p> <p>RTA 2  1 per carton  </p>																																				

DESCRIPTION MODEL# / FEATURES



**Low Back Armless Height Adjustable Task Stool**

Unit weight: 40 LB | 18.2 KG  
 Carton weight: 45 LB | 20.41 KG  
 Carton volume: 7 FT³ | 0.19 MT³

List price

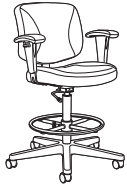
**MVL2796** 499  
 Luxhide bonded leather  
 or fabric (previously MVL2796F)

Ergonomic features:  
 C, E, M, N

	OVERALL DIMENSIONS			SEAT DIMENSIONS			BACK DIMENSIONS	
	W	D	H	W	D	H	W	H
IN	19	24	44	19	16.5	23.5-33.5	17.5	16
MM	483	610	1118	483	419	597-851	445	406



1 per carton



**Low Back Height Adjustable Task Stool w/Arms**

Unit weight: 46 LB | 20.9 KG  
 Carton weight: 50 LB | 22.68 KG  
 Carton volume: 7 FT³ | 0.19 MT³

List price

**MVL2799** 599  
 Luxhide bonded leather  
 or fabric (previously MVL2799F)

Ergonomic features:  
 C, E, H, M, N

	OVERALL DIMENSIONS			SEAT DIMENSIONS			BACK DIMENSIONS	
	W	D	H	W	D	H	W	H
IN	24	24	44	19	16.5	23.5-33.5	17.5	16
MM	610	610	1118	483	419	597-851	445	406



1 per carton



**Height Adjustable T-Arms - 1 pair**

Unit weight: 8 LB | 3.6 KG  
 Carton weight: 10 LB | 4.54 KG  
 Carton volume: 1.3 FT³ | 0.03 MT³

List price

**MVL2784** 113

	OVERALL DIMENSIONS			SEAT DIMENSIONS			BACK DIMENSIONS	
	W	D	H	W	D	H	W	H
IN	3	10	12	-	-	-	-	-
MM	76	254	305	-	-	-	-	-



1 pair per carton (pricing is for the pair, specifications are for one arm)

ZIM **NEW** - For availability, contact Customer service



model OTG11351G

### STANDARD FEATURES





- High back synchro-tilter chair with wrap around mesh design.
- Standard with height adjustable T arms with self-skinned urethane (SSU) armcaps.
- Available in Black polyester fabric seat with mesh back in Black (B) or Grey (G).
- Black base with dual wheel carpet casters (C1) is standard.
- Compliant with the emissions guidelines set by the GREENGUARD Environmental Institute.
- Limited Lifetime Warranty (2-year exceptions apply - see page 153).
- Weight capacity for this series is 300 lbs.

### CHAIR ADJUSTMENTS

- Synchro tilt with multi position tilt lock.
- Automatic tilt tension adjustment.
- Seat depth adjustment.
- Pneumatic seat height adjustment.

### OPTIONAL FEATURES

- Hard surface flooring casters (**C9R**) can be purchased separately. Add \$91/set.

DESCRIPTION	MODEL# / FEATURES	List price							
 <p><b>High Back Weight Sensing Synchro-Tilter</b>                      Unit weight: 37.5 LB   17 KG                      Carton weight: 44 LB   19.96 KG                      Carton volume: 5.75 FT<sup>3</sup>   0.16 MT<sup>3</sup></p>	<p><b>OTG11351B</b>  <b>OTG11351G</b></p>	492							
		OVERALL DIMENSIONS			SEAT DIMENSIONS			BACK DIMENSIONS	
		W	D	H	W	D	H	W	H
	IN 26	24.5	43	19.5	18	18.5-22.5	18	22.5	
	MM 660	622	1092	495	457	470-572	457	572	
						1 per carton			
		Ergonomic features: B, C, E, H, L, M, N							

Ionic Series

Lite-Lift II

# Desks & Tables



**GENERAL INFORMATION**

- Ionic has a clean, modern form and is able to support a wide range of workspace applications. From cubicles, multi-station clusters, private offices, reception areas or boardrooms, Ionic offers functional and practical desking solutions.
- Thermally fused laminate surfaces.
- 16 finishes to choose from.
- 1" thick worksurfaces.
- Panels are fully finished on both sides and on all edges.
- Durable 2mm matching edge.
- All drawers are equipped with ball bearing over-travel slides.
- File drawers accommodate letter or legal size filing.
- Silver finish handles and locks.
- Grommets and wire access strips are standard on select models.
- Meets applicable ANSI/BIFMA standards.
- Canadian made and backed by Global's Lifetime Warranty.
- Greenguard Certified.

**CONSTRUCTION**

- All components are made from 45 lb. density particle board covered with thermally fused laminate on both sides.
- Interlocking cam lock connectors.
- Leveling glides are standard on all floor units.
- Locks are standard on pedestals, storage cabinets and lateral files and have removable cores.
- Key locks are random and cannot be specified.

**SPECIAL SIZES**

- Custom widths are available on select products - price will be next standard size up +10%.  
Example: For the list price of a ML6736D Rectangular Desk, take the list price of the next size up (ML7236D) = \$XXX.XX plus 10%. Includes rectangular desks, rectangular bridges/bridge tops, modesty panels, bow/rectangular desks, rectangular credenzas and islands with or without modesty panels.

**WRITABLE SURFACE OPTION**

- Available on select products: Ionic table desks MLxxxxDWL and MLxxxRWL, and Ionic flip-top tables MLxxxxFT.
- High gloss White, non-magnetic dry-erase surface with contrasting edge in Storm Grey only.
- Specify **(WRS)**. For upcharge, refer to finish option per product.

**FINISHES**

- Ionic can be finished in the following standard colors with no upcharge:

**TOP COLORS**

ACJ	Absolute Acajou
ASN	Asian Night
AWC	Avant Cherry
AWH	Avant Honey
CMB	Clear Maple
DES	Dark Espresso
DWT	Designer White
HGT	Hayden Grey
NBL	Noce Biondo
NGL	Noce Grigio
NEL	Noce Leggero
NML	Noce Medio
SKC	Shaker Cherry
TWL	Tiger Walnut
WHC	White Chocolate
WCR	Winter Cherry

**CHASSIS COLORS**

ACJ	Absolute Acajou
ASN	Asian Night
AWC	Avant Cherry
AWH	Avant Honey
CMB	Clear Maple
DES	Dark Espresso
DWT	Designer White
HGT	Hayden Grey
NBL	Noce Biondo
NGL	Noce Grigio
NEL	Noce Leggero
NML	Noce Medio
SKC	Shaker Cherry
TWL	Tiger Walnut
WHC	White Chocolate
WCR	Winter Cherry

**TWO TONE FINISHES**

- Standard finish top and chassis combinations available - no upcharge.
- To specify, mark your order as follows:
  - First code specifies top color, second code specifies chassis color (i.e. AWC/DWT = Avant Cherry top and Designer White chassis).
  - If the top and chassis are to be the same finish, you must specify the top finish and the chassis finish (ie: AWC/AWC).

**FINISHES - METAL LEGS**

- Available in the following Santex finishes:
 

BLK	Black
DWT	Designer White
TUN	Tungsten

**TACKBOARD COLORS**

- Tackboards are available to fit 66" and 72" wide hutches.
- Lola fabric is standard and is available in the following colors:
 

Blue Mist (LL14)	Medium Taupe (LL11)
Caramel Cream (LL12)	Sandstone (LL38)
Cinder (LL37)	Spray (LL35)
Granite (LL36)	



**DRAWERS**

- All file drawers and box drawers have ball bearing over-travel slides to provide full access to drawer interiors.
- Drawer fronts are edged with 2mm matching edge on all four sides.
- Top box drawer includes one pencil tray.

**HANDLES**

- Handles are standard on all storage cabinets, pedestals and aluminum framed/glazed doors.
- Silver rectangular handle is standard.

**GROMMETS**

- Grommets are standard on most desks, credenzas, returns, bridges and most worksurfaces with post legs. For location and number of grommets, see price list specifications on individual components.
- Grommet locations are standard on each component and cannot be specified.
- Grommets may be eliminated upon request. Please specify **(RSG)** for no grommet option. Add \$41. The no grommet option requires an extended lead time.

**MODESTY PANELS**

- Full modesty panels are standard on bow front desks, rectangular desks, credenzas, returns and bridges.
- 12" high modesty panels are available as an option at no extra charge. Available on credenzas, returns and bridges. Please specify **(12)** when ordering.
- Modesty panels require extended lead times.
- Modesty panels are 12" high with 16" clearance from the floor to the bottom of the modesty.
- Delta and Rectangular Island with Square Post:  
Modesty panels are available as an add-on component. Modesty panels are 12" high with 16" clearance from the floor. Please see individual models for specific codes.
- Table Desk with H-Leg:  
Modesty panels are available as an add-on component. Modesty panels are 12" high with 16" clearance from the floor. Please see individual models for specific codes.
- Modesty panel front recess is as follows:  
Bow Front Desk - 6.5" from the gable  
30" Deep Desk - 4.5"  
36" Deep Desk - 6.5"  
Credenzas, returns and bridges are flush (no recess)

**WORKSURFACES WITH 2" SQUARE POST LEGS**

- "D" and Rectangular Islands are standard with a single post leg, end gable and 12" high modesty panel.
- Delta worksurfaces are standard with two post legs and flush mount hardware. Delta tops are available left or right handed (i.e. units must be specified left or right).
- Post legs are 2" square and are standard in Tungsten (TUN). Available in Black (BLK) or Designer White (DWT) at no upcharge.
- Worksurface tops are predrilled with threaded steel inserts to connect legs with Truss head screws.

**RETURNS WITH LAMINATE GABLES**

- All gables are reversible for left or right hand applications.
- Full modesty panels are standard.
- Optional 12" modesty panels are available. Please specify **(12)** for this option.

**TABLE DESK/RETURNS WITH 2" SQUARE METAL H-LEGS**

- Rectangular table desks include two 28" high H-legs.
- Overlap desks with legs include one 28" high H-leg and one 5 3/4" high H-leg.
- Returns include one H-leg.
- H frame is 21" wide from outside to outside of legs for 24" deep table desk.
- H frame is 23" wide from outside to outside of legs for 30" deep table desk.
- H-legs are available in Black (BLK) Designer White (DWT) or Tungsten (TUN).
- Returns are non-handed and can be used for left or right hand applications.
- All table desks include underside stability panel for structural integrity; 24"D table desks will not accommodate MLMP22BBF or ML22BBF pedestals.
- Overlap desks include a support spacer which will be same finish as the top.
- Underside clearance for keyboard mechanisms:  
21" - per 30"D table desks  
16" - per 24"D table desks

**RECEPTION DESK**

- This freestanding unit comes complete with reception mantle, desk, light kit, glass front, pigeon hole organizer and hardware.

**BRIDGES**

- Full modesty laminate panels are standard.
- Optional 12" modesty panels are available. Please specify **(12)** for this option.

**BRIDGE TOPS**

- Bridge tops are standard without modesty panels.

**HUTCHES**

- Hutches are available in 36", 66" and 72" widths. All hutches are 15" deep.
- Hutches are shipped ready to assemble.
- 66" and 72" hutches have a 20 3/8" height clearance between the worksurface and the underside of the hutch shelf.
- 36" hutch comes with two shelves. The lower shelf is height adjustable.
- Laminate doors or aluminum frame/glazed doors are available for the 72", 66" and 36" wide hutch. Laminate doors are 11/16" thick.
- Doors for 72" and 66" hutches come in a package of two doors, and accommodate either the left side or right side of the hutch. For full closure, two door kits are required (i.e. four doors total).
- Hutches can be mounted onto credenza units without mechanical fasteners. Two-sided tape is provided allowing installer to attach, however, flush plates are available for added security.
- Hutches come standard with one grommet and a full-length 1" wire access strip for cable management.

**STORAGE UNITS (FREESTANDING VS. UNDER WORKSURFACE)**

- One set of front-to-back file bars included per file drawer.
- All 24" deep lateral files and storage units are counterbalanced and come with interlock mechanisms. These units come standard with tops and are designed to be freestanding.
- All 22" deep lateral files and storage units are designed for use underneath worksurfaces and are not intended to be used as freestanding pieces.
- All mobile pedestals are available with a counterweight.

**LOCKS**

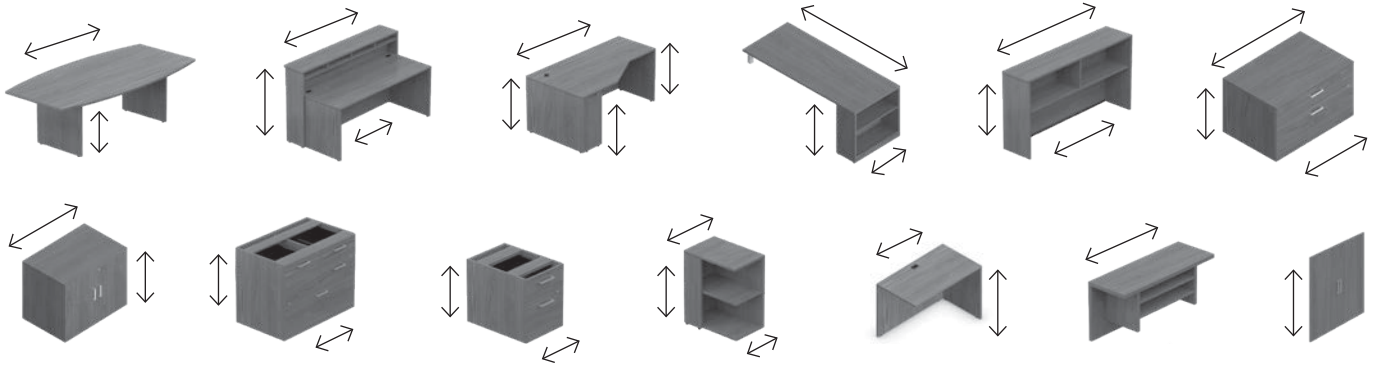
- Ionic key numbers range from #100-120. Locks are randomly installed at the factory. Key alike or preferred number assignment are not available.

**POWER BLOCK OPTIONS**

- Refer to Accessories price list pages under power and data for options to deliver desktop power and/or USB charging ports

## LAMINATES WITH WOODGRAIN

- Typical woodgrain direction for Ionic is outlined below:

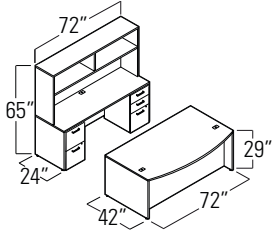


## ASSEMBLY

- Reception Desk (ML72MRD) is shipped in 2 cartons (desk - KD, mantle - assembled).
- Pedestals, lateral files and storage cabinets are shipped assembled.
- All other components are shipped easy to assemble and require some assembly.

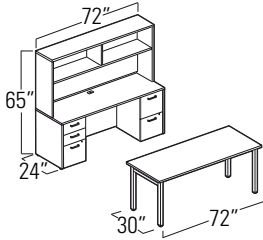
# I IONIC™ - PACKAGES

MLP201: Management Suite - Bow Front Desk



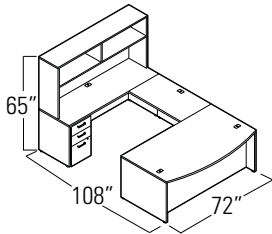
Package Contents	Model Number	Quantity	List Price	Package Price
Bow Desk	ML7242BD	1	<b>\$775</b>	<b>\$2839</b>
Credenza - Rectangular	ML7224C	1	<b>\$459</b>	
File/File Pedestal	ML22FF	1	<b>\$497</b>	
Hutch - 72"	ML72HO	1	<b>\$593</b>	
Box/Box/File Pedestal	ML22BBF	1	<b>\$514</b>	

MLP230: Office Suite



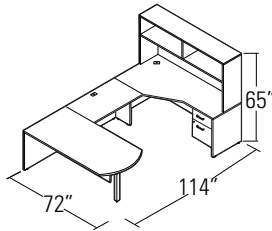
Package Contents	Model Number	Quantity	List Price	Package Price
Table Desk	ML7230DWL	1	<b>\$690</b>	<b>\$2753</b>
Credenza - Rectangular	ML7224C	1	<b>\$459</b>	
Hutch - 72"	ML72HO	1	<b>\$593</b>	
Box/Box/File Pedestal	ML22BBF	1	<b>\$514</b>	
File/File Pedestal	ML22FF	1	<b>\$497</b>	

MLP205: Management Suite - Bow Front Desk w/Rectangular Credenza\*



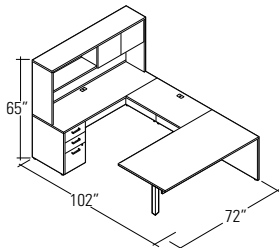
Package Contents	Model Number	Quantity	List Price	Package Price
Bow Desk	ML7242BD	1	<b>\$775</b>	<b>\$2697</b>
Credenza - Rectangular	ML7224C	1	<b>\$459</b>	
Hutch - 72"	ML72HO	1	<b>\$593</b>	
Bridge	ML4224FB	1	<b>\$355</b>	
Box/Box/File Pedestal	ML22BBF	1	<b>\$514</b>	

MLP202R: Management Suite - "D" Island w/Left Extended Credenza



Package Contents	Model Number	Quantity	List Price	Package Price
"D" Island w/Square Post	ML7236DM	1	<b>\$606</b>	<b>\$2603</b>
Extended Corner Credenza - LEFT	ML7236CEL	1	<b>\$645</b>	
Hutch - 72"	ML72HO	1	<b>\$593</b>	
Bridge	ML4224FB	1	<b>\$355</b>	
Hanging Box/File Pedestal	ML22HBF	1	<b>\$404</b>	

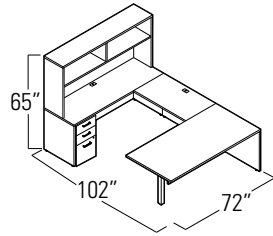
MLP121: "U" Shaped Suite



Package Contents	Model Number	Quantity	List Price	Package Price
Rectangular Island w/Square Post	ML7236RM	1	<b>\$606</b>	<b>\$2641</b>
Bridge	ML4224FB	1	<b>\$355</b>	
Credenza - Rectangular	ML7224C	1	<b>\$459</b>	
Hutch - 72"	ML72HO	1	<b>\$593</b>	
Laminate Doors	ML36DRL	1	<b>\$113</b>	
Box/Box/File Pedestal	ML22BBF	1	<b>\$514</b>	

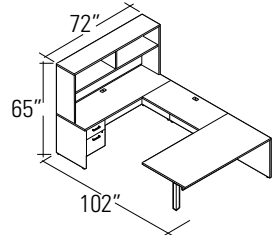
\* Can be assembled left or right

MLP221: Management Suite - Rectangular Island\*



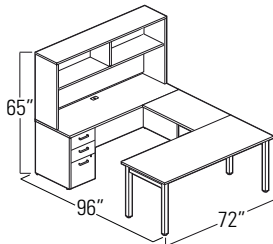
Package Contents	Model Number	Quantity	List Price	Package Price
Rectangular Island w/Square Post	ML7236RM	1	<b>\$606</b>	<b>\$2527</b>
Bridge	ML4224FB	1	<b>\$355</b>	
Credenza - Rectangular	ML7224C	1	<b>\$459</b>	
Hutch - 72"	ML72HO	1	<b>\$593</b>	
Box/Box/File Pedestal	ML22BBF	1	<b>\$514</b>	

MLP321: "U" Shaped Suite



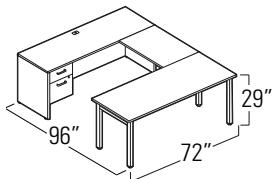
Package Contents	Model Number	Quantity	List Price	Package Price
Rectangular Island w/Square Post	ML7236RM	1	<b>\$606</b>	<b>\$2417</b>
Bridge	ML4224FB	1	<b>\$355</b>	
Credenza - Rectangular	ML7224C	1	<b>\$459</b>	
Hutch - 72"	ML72HO	1	<b>\$593</b>	
Hanging Box/File Pedestal	ML22HBF	1	<b>\$404</b>	

MLP229: "U" Shaped Suite\*



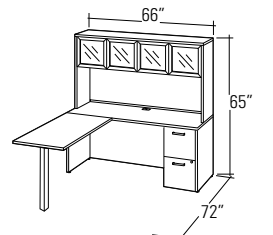
Package Contents	Model Number	Quantity	List Price	Package Price
Table Desk	ML7230DWL	1	<b>\$690</b>	<b>\$2458</b>
Bridge Top	ML4224B	1	<b>\$202</b>	
Credenza - Rectangular	ML7224C	1	<b>\$459</b>	
Hutch - 72"	ML72HO	1	<b>\$593</b>	
Box/Box/File Pedestal	ML22BBF	1	<b>\$514</b>	

MLP228: "U" Shaped Suite\*



Package Contents	Model Number	Quantity	List Price	Package Price
Table Desk	ML7230DWL	1	<b>\$690</b>	<b>\$1755</b>
Bridge Top	ML4224B	1	<b>\$202</b>	
Credenza - Rectangular	ML7224C	1	<b>\$459</b>	
Hanging Box/File Pedestal	ML22HBF	1	<b>\$404</b>	

MLP235: Management "L" Suite

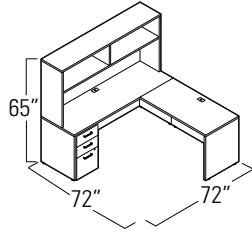


Package Contents	Model Number	Quantity	List Price	Package Price
Rectangular Island w/Square Post	ML4824RI	1	<b>\$418</b>	<b>\$2940</b>
Credenza - Rectangular	ML6624C	1	<b>\$410</b>	
Glazed Doors	ML33DRAG	2	<b>\$524</b>	
Hutch - 66"	ML66HO	1	<b>\$566</b>	
File/File Pedestal	ML22FF	1	<b>\$497</b>	

\* Can be assembled left or right

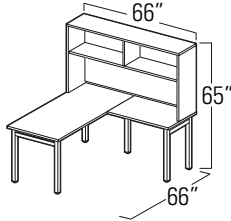
# I IONIC™ - PACKAGES

MLP206: Supervisor Suite w/Rectangular Credenza\*



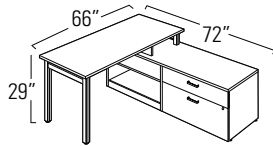
Package Contents	Model Number	Quantity	List Price	Package Price
Return	ML4824R	1	<b>\$416</b>	<b>\$1982</b>
Credenza - Rectangular	ML7224C	1	<b>\$459</b>	
Box/Box/File Pedestal	ML22BBF	1	<b>\$514</b>	
Hutch - 72"	ML72HO	1	<b>\$593</b>	

MLP227: "L" Shaped Suite\*



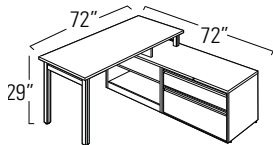
Package Contents	Model Number	Quantity	List Price	Package Price
Table Desk	ML6630DWL	1	<b>\$673</b>	<b>\$1575</b>
Return	ML3624RWL	1	<b>\$336</b>	
Hutch - 66"	ML66HO	1	<b>\$566</b>	

MLP238: Ionic "L" Shape Suite\*



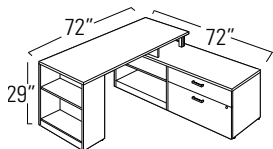
Package Contents	Model Number	Quantity	List Price	Package Price
Overlap Desk with Legs	ML6630POL	1	<b>\$666</b>	<b>\$2136</b>
Low Shelf Unit - No Top	ML2136CO	1	<b>\$524</b>	
Low Box/File - No Top	ML2136BF	1	<b>\$774</b>	
Top For 24"D Storage Unit	ML7224LT	1	<b>\$172</b>	

MLP236: Ionic and MVL "L" Shape Suite\*



Package Contents	Model Number	Quantity	List Price	Package Price
Overlap Desk with Legs	ML7230POL	1	<b>\$681</b>	<b>\$1996</b>
1 ½ Open Shelf	M19361XSN	1	<b>\$521</b>	
1 ½ Drawer High Lateral Cabinet	M1936PXB	1	<b>\$752</b>	
Top For 19.25"D Storage Unit	ML7219LT	1	<b>\$168</b>	

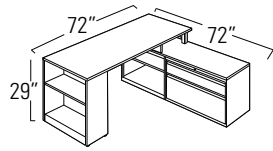
MLP237: Ionic "L" Shape Suite\*



Package Contents	Model Number	Quantity	List Price	Package Price
Overlap Desk with Bookcase	ML7230POB	1	<b>\$1047</b>	<b>\$2516</b>
Low Shelf Unit - No Top	ML2136CO	1	<b>\$524</b>	
Low Box/File - No Top	ML2136BF	1	<b>\$774</b>	
Top For 24"D Storage Unit	ML7224LT	1	<b>\$172</b>	

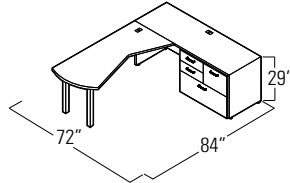
\* Can be assembled left or right

MLP241: Ionic and MVL "L" Shape Suite\*



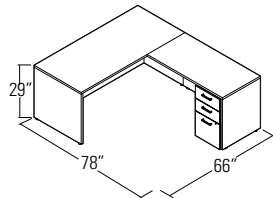
Package Contents	Model Number	Quantity	List Price	Package Price
Overlap Desk with Bookcase	ML7224POB	1	<b>\$975</b>	<b>\$2290</b>
1 ½ Open Shelf	M19361XSN	1	<b>\$521</b>	
1 ½ Drawer High Lateral Cabinet	M1936PXB	1	<b>\$752</b>	
Top For 19.25"D Storage Unit	ML7219LT	1	<b>\$168</b>	

MLP217L: "L" Shape w/Delta Surface



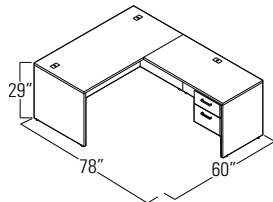
Package Contents	Model Number	Quantity	List Price	Package Price
Credenza - Rectangular	ML7224C	1	<b>\$459</b>	<b>\$1764</b>
Delta Island w/2 Square Posts - LEFT	ML6030PL	1	<b>\$499</b>	
Multi-Storage Unit - No Top	ML3622MS	1	<b>\$805</b>	

MLP108: "L" Shape Desk\*



Package Contents	Model Number	Quantity	List Price	Package Price
Rectangular Desk	ML6630D	1	<b>\$445</b>	<b>\$1375</b>
Return	ML4824R	1	<b>\$416</b>	
Box/Box/File Pedestal	ML22BBF	1	<b>\$514</b>	

MLP107: "L" Shape Desk\*



Package Contents	Model Number	Quantity	List Price	Package Price
Rectangular Desk	ML6030D	1	<b>\$417</b>	<b>\$1237</b>
Return	ML4824R	1	<b>\$416</b>	
Hanging Box/File Pedestal	ML22HBF	1	<b>\$404</b>	

MLP116R - "L" Shape 72" x 84"

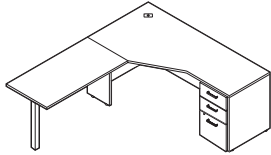


Package Contents	Model Number	Quantity	List Price	Package Price
Extended Corner Credenza - RIGHT	ML7236CER	1	<b>\$645</b>	<b>\$1578</b>
Rectangular Island w/Square Post	ML4824RI	1	<b>\$418</b>	
Box/Box/File Pedestal	ML22BBF	1	<b>\$514</b>	

\* Can be assembled left or right

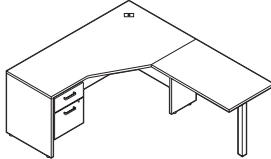
# I IONIC™ - PACKAGES

MLP116L: "L" Shape 84" x 72"



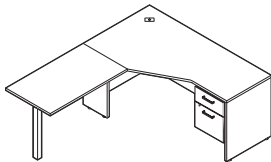
Package Contents	Model Number	Quantity	List Price	Package Price
Extended Corner Credenza - LEFT	ML7236CEL	1	<b>\$645</b>	<b>\$1578</b>
Rectangular Island w/Square Post	ML4824RI	1	<b>\$418</b>	
Box/Box/File Pedestal	ML22BBF	1	<b>\$514</b>	

MLP115R: "L" Shape 66" x 78"



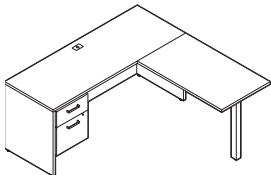
Package Contents	Model Number	Quantity	List Price	Package Price
Extended Corner Credenza - RIGHT	ML6636CER	1	<b>\$568</b>	<b>\$1365</b>
Rectangular Island w/Square Post	ML4224RI	1	<b>\$393</b>	
Hanging Box/File Pedestal	ML22HBF	1	<b>\$404</b>	

MLP115L: "L" Shape 78" x 66"



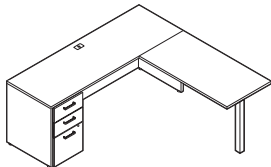
Package Contents	Model Number	Quantity	List Price	Package Price
Extended Corner Credenza - LEFT	ML6636CEL	1	<b>\$568</b>	<b>\$1365</b>
Rectangular Island w/Square Post	ML4224RI	1	<b>\$393</b>	
Hanging Box/File Pedestal	ML22HBF	1	<b>\$404</b>	

MLP113: "L" Shape 66" x 66"\*



Package Contents	Model Number	Quantity	List Price	Package Price
Credenza - Rectangular	ML6624C	1	<b>\$410</b>	<b>\$1207</b>
Rectangular Island w/Square Post	ML4224RI	1	<b>\$393</b>	
Hanging Box/File Pedestal	ML22HBF	1	<b>\$404</b>	

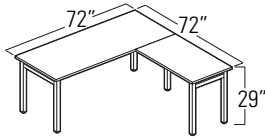
MLP114 - "L" Shape 72" x 72"\*



Package Contents	Model Number	Quantity	List Price	Package Price
Credenza - Rectangular	ML7224C	1	<b>\$459</b>	<b>\$1392</b>
Rectangular Island w/Square Post	ML4824RI	1	<b>\$418</b>	
Box/Box/File Pedestal	ML22BBF	1	<b>\$514</b>	

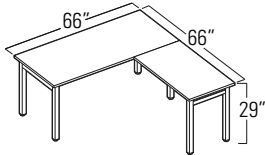
\* Can be assembled left or right

MLP224: "L" Shape Suite\*



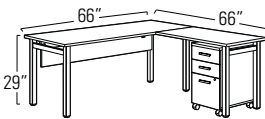
Package Contents	Model Number	Quantity	List Price	Package Price
Table Desk	ML7230DWL	1	<b>\$690</b>	<b>\$1052</b>
Return	ML4224RWL	1	<b>\$363</b>	

MLP222: "L" Shape Suite\*



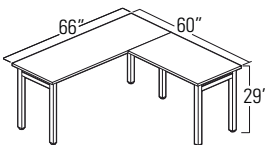
Package Contents	Model Number	Quantity	List Price	Package Price
Table Desk	ML6630DWL	1	<b>\$673</b>	<b>\$1009</b>
Return	ML3624RWL	1	<b>\$336</b>	

MLP231: "L" Shape Suite\*



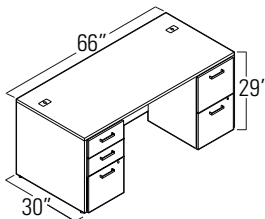
Package Contents	Model Number	Quantity	List Price	Package Price
Table Desk	ML6630DWL	1	<b>\$673</b>	<b>\$1894</b>
Return	ML3624RWL	1	<b>\$336</b>	
Box/Box/File Mobile Pedestal	MLMP22BBF	1	<b>\$708</b>	
Modesty Panel for Table Desk	ML6612MPT	1	<b>\$177</b>	

MLP223: "L" Shape Suite\*



Package Contents	Model Number	Quantity	List Price	Package Price
Table Desk	ML6624DWL	1	<b>\$622</b>	<b>\$958</b>
Return	ML3624RWL	1	<b>\$336</b>	

MLP109 - 66" x 30" Double Pedestal Desk



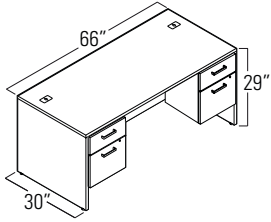
Package Contents	Model Number	Quantity	List Price	Package Price
Rectangular Desk	ML6630D	1	<b>\$445</b>	<b>\$1456</b>
Box/Box/File Pedestal	ML22BBF	1	<b>\$514</b>	
File/File Pedestal	ML22FF	1	<b>\$497</b>	

\* Can be assembled left or right



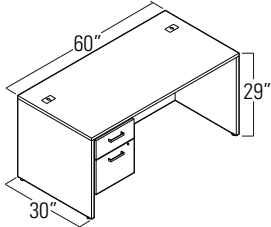
# I IONIC™ - PACKAGES

MLP110: 66" x 30" Double Pedestal Desk



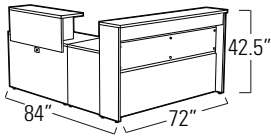
Package Contents	Model Number	Quantity	List Price	Package Price
Rectangular Desk	ML6630D	1	<b>\$445</b>	<b>\$1253</b>
Hanging Box/File Pedestal	ML22HBF	2	<b>\$404</b>	

MLP111: 60" x 30" Single Pedestal Desk\*



Package Contents	Model Number	Quantity	List Price	Package Price
Rectangular Desk	ML6030D	1	<b>\$417</b>	<b>\$821</b>
Hanging Box/File Pedestal	ML22HBF	1	<b>\$404</b>	

MLP633: Reception Suite



Package Contents	Model Number	Quantity	List Price	Package Price
Reception Desk	ML72MRD	1	<b>\$2808</b>	<b>\$3631</b>
Return	ML4824R	1	<b>\$416</b>	
Reception Desk Top	ML36RT	1	<b>\$407</b>	

\* Can be assembled left or right

TABLE DESKS & COMPONENTS	MODEL #	DIMENSIONS <sup>IN</sup> <sub>MM</sub>	WEIGHT <sup>LB</sup> <sub>KG</sub>	VOLUME <sup>FT<sup>3</sup></sup> <sub>MT<sup>3</sup></sub>	LIST PRICE	WRS ADD
--------------------------	---------	---	---------------------------------------	---	------------	---------

W x D x H

**24" deep**

ML3624DWL	36 x 24 x 29 <i>914 x 610 x 737</i>	67 <i>30.39</i>	3.7 <i>0.1</i>	<b>\$521</b>	<b>\$117</b>
ML4224DWL	42 x 24 x 29 <i>1067 x 610 x 737</i>	71 <i>32.21</i>	3.9 <i>0.11</i>	<b>\$531</b>	<b>\$129</b>
ML4824DWL	48 x 24 x 29 <i>1219 x 610 x 737</i>	76 <i>34.47</i>	4.1 <i>0.11</i>	<b>\$543</b>	<b>\$132</b>
ML5424DWL	54 x 24 x 29 <i>1372 x 610 x 737</i>	81 <i>36.74</i>	4.2 <i>0.11</i>	<b>\$568</b>	<b>\$145</b>
ML6024DWL	60 x 24 x 29 <i>1524 x 610 x 737</i>	89 <i>40.37</i>	4.4 <i>0.12</i>	<b>\$594</b>	<b>\$163</b>
ML6624DWL	66 x 24 x 29 <i>1676 x 610 x 737</i>	89 <i>40.37</i>	4.6 <i>0.13</i>	<b>\$622</b>	<b>\$187</b>
ML7224DWL	72 x 24 x 29 <i>1829 x 610 x 737</i>	93 <i>42.18</i>	4.8 <i>0.13</i>	<b>\$636</b>	<b>\$194</b>

**30" deep**

ML6030DWL	60 x 30 x 29 <i>1524 x 762 x 737</i>	103 <i>46.72</i>	5.5 <i>0.15</i>	<b>\$647</b>	<b>\$193</b>
ML6630DWL	66 x 30 x 29 <i>1676 x 762 x 737</i>	104 <i>47.17</i>	5.7 <i>0.16</i>	<b>\$673</b>	<b>\$204</b>
ML7230DWL	72 x 30 x 29 <i>1829 x 762 x 737</i>	111 <i>50.35</i>	5.9 <i>0.16</i>	<b>\$690</b>	<b>\$211</b>

Freestanding rectangular desk with two H-legs and stability panel. Accepts laminate modesty panel. Shipped easy to assemble in 2 cartons.

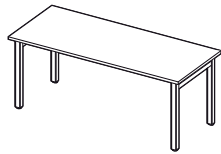
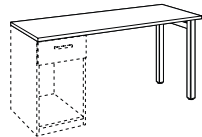


Table Desk

ML4824DTL	48 x 24 x 29 <i>1219 x 610 x 737</i>	57 <i>25.85</i>	4.3 <i>0.12</i>	<b>\$400</b>	N/A
ML5424DTL	54 x 24 x 29 <i>1372 x 610 x 737</i>	63 <i>28.58</i>	4.5 <i>0.12</i>	<b>\$427</b>	N/A
ML6024DTL	60 x 24 x 29 <i>1524 x 610 x 737</i>	69 <i>31.3</i>	4.7 <i>0.13</i>	<b>\$458</b>	N/A

Build your own desk with light storage ML24WPO or ML24WBC (to be ordered separately). Reversible leg and storage orientation for left or right hand use. Kit includes one H-leg and top. Shipped easy to assemble in 2 cartons.



Build-A-Table Desk with H-Leg

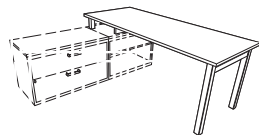
**24" deep**

ML6624POL	66 x 24 x 29 <i>1676 x 610 x 737</i>	69 <i>31.3</i>	5 <i>0.14</i>	<b>\$605</b>	N/A
ML7224POL	72 x 24 x 29 <i>1829 x 610 x 737</i>	73 <i>33.11</i>	5.25 <i>0.14</i>	<b>\$623</b>	N/A

**30" deep**

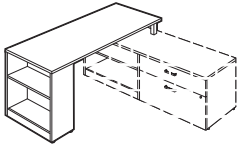
ML6630POL	66 x 30 x 29 <i>1676 x 762 x 737</i>	81 <i>36.74</i>	5.75 <i>0.16</i>	<b>\$666</b>	N/A
ML7230POL	72 x 30 x 29 <i>1829 x 762 x 737</i>	86 <i>39.01</i>	6 <i>0.16</i>	<b>\$681</b>	N/A

To overlap and be supported by low storage and 22.25"H shelving units. Includes one 28" high H-leg, one 5 3/4" high H-leg support and laminate support spacer. Specify laminate finish for top and support spacer and H-leg finish. Alternative: May also be supported by a 1 1/2" high MVL steel storage unit with a 1" thick laminate top. Shipped easy to assemble in 2 cartons.



Overlap Desk w/Legs

TABLES DESK & COMPONENTS

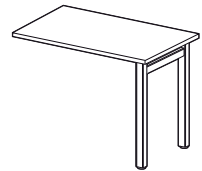


Overlap Desk w/Bookcase

MODEL #	DIMENSIONS <sup>IN</sup> <sub>MM</sub>	WEIGHT <sup>LB</sup> <sub>KG</sub>	VOLUME <sup>FT<sup>3</sup></sup> <sub>MT<sup>3</sup></sub>	LIST PRICE	WRS ADD
<b>24" deep</b>					
ML7224POB	72 x 24 x 29 1829 x 610 x 737	94 42.64	10 0.28	<b>\$975</b>	N/A
<b>30" deep</b>					
ML7230POB	72 x 30 x 29 1829 x 762 x 737	118 53.52	11.5 0.32	<b>\$1047</b>	N/A

To overlap and be supported by low storage and 22.25"H shelving units. Includes one 12"D bookcase with an adjustable shelf, one 5 3/4" high H-leg support and laminate support spacer. Specify laminate finish for top and support spacer, laminate finish for bookcase and H-leg finish.

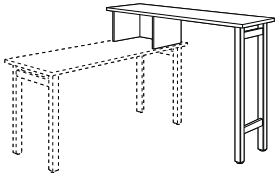
Alternative: May also be supported by a 1 1/2 high MVL steel storage unit with a 1" thick laminate top. Shipped easy to assemble in 3 cartons.



Return

ML3024RWL	30 x 24 x 29 762 x 610 x 737	50 22.68	3.5 0.09	<b>\$332</b>	<b>\$113</b>
ML3624RWL	36 x 24 x 29 914 x 610 x 737	55 24.95	3.7 0.1	<b>\$336</b>	<b>\$117</b>
ML4224RWL	42 x 24 x 29 1067 x 610 x 737	59 26.76	3.9 0.11	<b>\$363</b>	<b>\$129</b>
ML4824RWL	48 x 24 x 29 1219 x 610 x 737	64 29.03	4.1 0.11	<b>\$368</b>	<b>\$132</b>
ML5424RWL	54 x 24 x 29 1372 x 610 x 737	67 30.39	4.2 0.11	<b>\$394</b>	<b>\$145</b>

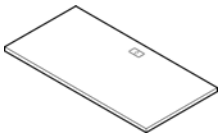
Connects flush to freestanding desk, table desk and credenza. One leg included. Connecting hardware included. Shipped easy to assemble in 2 cartons.



Sit-Stand Return

ML5418SRL	54 x 18 x 42 1372 x 457 x 1067	86 39.01	4.2 0.11	<b>\$532</b>	N/A
ML6018SRL	60 x 18 x 42 1524 x 457 x 1067	94 42.64	4.4 0.12	<b>\$556</b>	N/A
ML6618SRL	66 x 18 x 42 1676 x 457 x 1067	102 46.27	4.5 0.12	<b>\$580</b>	N/A
ML7218SRL	72 x 18 x 42 1829 x 457 x 1067	110 49.9	4.7 0.13	<b>\$594</b>	N/A

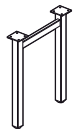
Use with table desk MLxxxDWL to create two-tier fixed height workstation. Integral desk top storage nook. Reversible for left or right hand configurations. Shipped easy to assemble in 2 cartons.



Bridge Top

ML3624B	36 x 24 x 1 914 x 610 x 25	35 15.88	2 0.05	<b>\$181</b>	N/A
ML4224B	42 x 24 x 1 1067 x 610 x 25	40 18.14	2 0.05	<b>\$202</b>	N/A
ML4824B	48 x 24 x 1 1219 x 610 x 25	44 19.96	2 0.05	<b>\$213</b>	N/A


Connects flush between two freestanding units with full end gables or two H-legs. Shipped easy to assemble in 1 carton.



H-Leg

ML24LEG	23 x 4 x 28 584 x 102 x 711	19 8.62	3 0.08	<b>\$104</b>	N/A
---------	--------------------------------	------------	-----------	--------------	-----

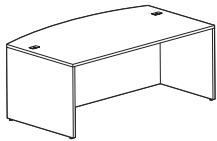
For use with 24" deep tops only. Shipped assembled in 1 carton.

TABLES DESK & COMPONENTS	MODEL #	DIMENSIONS <sup>IN</sup> <sub>MM</sub>	WEIGHT <sup>LB</sup> <sub>KG</sub>	VOLUME <sup>FT<sup>3</sup></sup> <sub>MT<sup>3</sup></sub>	LIST PRICE
	ML4812MPT	42 x 0.68 x 12 <i>1067 x 17 x 305</i>	24 <i>10.89</i>	1 <i>0.02</i>	<b>\$161</b>
	ML5412MPT	48 x 0.68 x 12 <i>1219 x 17 x 305</i>	26 <i>11.79</i>	1 <i>0.02</i>	<b>\$167</b>
	ML6012MPT	54 x 0.68 x 12 <i>1372 x 17 x 305</i>	28 <i>12.7</i>	1 <i>0.02</i>	<b>\$173</b>
	ML6612MPT	60 x 0.68 x 12 <i>1524 x 17 x 305</i>	32 <i>14.51</i>	1.5 <i>0.04</i>	<b>\$177</b>
	ML7212MPT	66 x 0.68 x 12 <i>1676 x 17 x 305</i>	27 <i>12.25</i>	1.5 <i>0.04</i>	<b>\$183</b>

**Modesty Panel for Table Desks**

ML4812MPT can be used with ML4824DWL.  
 ML5412MPT can be used with ML5424DWL.  
 ML6012MPT can be used with ML6030DWL and ML6024DWL.  
 ML6612MPT can be used with ML6630DWL and ML6624DWL.  
 ML7212MPT can be used with ML7230DWL and ML7224DWL.  
 To be secured to H-leg tabs with wood screws provided, pilot holes pre-drilled.  
 Shipped in 1 carton.

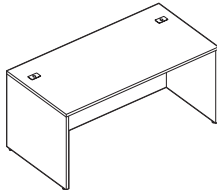
DESKS	MODEL #	DIMENSIONS <sup>IN</sup> <sub>MM</sub>	WEIGHT <sup>LB</sup> <sub>KG</sub>	VOLUME <sup>FT<sup>3</sup></sup> <sub>MT<sup>3</sup></sub>	LIST PRICE
-------	---------	---	---------------------------------------	---	------------



**Bow Desk**

	W x D x H			
ML7242BD	72 x 36 x 29 1829 x 914 x 737	176 79.83	7 0.19	<b>\$775</b>

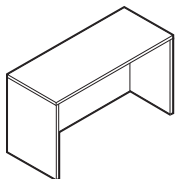
Bow desk with two wire grommets and a full modesty panel. Modesty panel recessed 6.5" at both ends and 12" on center. Shipped easy to assemble in 1 carton.



**Rectangular Desk**

ML6030D	60 x 30 x 29 1524 x 762 x 737	125 56.7	4.5 0.12	<b>\$417</b>
ML6630D	66 x 30 x 29 1676 x 762 x 737	132 59.87	5 0.14	<b>\$445</b>
ML7230D	72 x 30 x 29 1829 x 762 x 737	157 71.21	5.5 0.15	<b>\$488</b>
ML7236D	72 x 36 x 29 1829 x 914 x 737	160 72.57	6 0.16	<b>\$516</b>

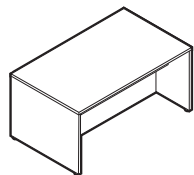
Rectangular desks with two wire grommets and a full modesty panel.  
30" deep - modesty panel recessed 4.3".  
36" deep - modesty panel recessed 5.0".  
Shipped easy to assemble in 1 carton.



**Space Saver Desks, Single Sided**

ML482028CT	48 x 20 x 28 1219 x 508 x 711	73.4 33.29	2.8 0.07	<b>\$462</b>
ML542028CT	54 x 20 x 28 1372 x 508 x 711	83.1 37.69	3.2 0.09	<b>\$485</b>
ML602028CT	60 x 20 x 28 1524 x 508 x 711	92.9 42.14	3.5 0.09	<b>\$503</b>

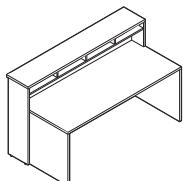
28"H overall. 20"D surface ideal as touch down space with option to include desktop power unit. Inset back to accommodate cable management. Optional cut-out to accommodate Cove mini power unit; power unit to be ordered separately (see page 133). Cut-out options: FOG1 (left), FOG2 (centered) or FOG3 (right). Best suited for use with Craft lounge series, refer to seating section of the price list pages 28-30 or other occasional seating. Shipped easy to assemble in 1 carton.



**Community Desks, Double Sided**

ML483628CT	48 x 36 x 28 1219 x 914 x 711	130.1 59.01	4.2 0.11	<b>\$672</b>
ML543628CT	54 x 36 x 28 1372 x 914 x 711	140.1 63.55	4.3 0.12	<b>\$699</b>
ML603628CT	60 x 36 x 28 1524 x 914 x 711	150.1 68.08	4.8 0.13	<b>\$730</b>

28"H overall. Ideal for use in common areas as a casual meeting or workspace; accommodates users on either side. Center modesty panel is short to the underside of top by 6.5" with two support channels on either side of modesty creating a cavity for addition of power units and cable management. Optional FOG1, FOG2 or FOG3 surface grommets also may accommodate Cove mini power unit; power unit to be ordered separately (see page 133). Side pass-through grommets are optional (Options: PTL pass-through left side, PTR pass-through right side or PT2 pass-through both sides). Best suited for use with Craft lounge series, refer to seating section of the price list pages 28-30. Shipped easy to assemble in 1 carton.



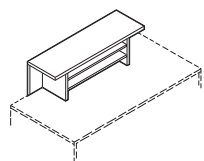
**Reception Desk**

ML72MRD	72 x 36.5 x 42 1829 x 927 x 1067	300 136.08	32 0.9	<b>\$2808</b>
---------	-------------------------------------	---------------	-----------	---------------

When specifying two finishes: First finish: mantle top and desk worksurface. Second finish: vertical surfaces and pigeon holes.

Includes desk, reception mantle, glass panel mounted onto White melamine, light kit and four pigeon holes. Desk and mantle do not attach. Desk shipped easy to assemble in 1 carton. Mantle shipped easy to assemble in 2 carton.

## DESKS

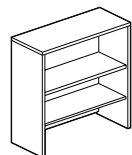


**Reception Desk Top**

MODEL #	DIMENSIONS <sup>IN</sup> <sup>MM</sup>	WEIGHT <sup>LB</sup> <sup>KG</sup>	VOLUME <sup>FT<sup>3</sup></sup> <sup>MT<sup>3</sup></sup>	LIST PRICE
	<b>W x D x H</b>			
ML36RT	36 x 13 x 13 <i>914 x 330 x 330</i>	50 <i>22.68</i>	2.5 <i>0.07</i>	<b>\$407</b>
ML42RT	42 x 13 x 13 <i>1067 x 330 x 330</i>	66 <i>29.94</i>	3 <i>0.08</i>	<b>\$445</b>

Reception desk top that fits onto worksurfaces. Two shelves. Includes two-sided tape.  
Note: 13" high above surface, 17" high overall. Shipped easy to assemble in 1 carton.

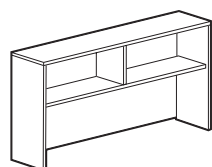
## HUTCHES



**Hutch - 36"**

ML36HO	36 x 15 x 36 <i>914 x 381 x 914</i>	90 <i>40.82</i>	4 <i>0.11</i>	<b>\$464</b>
--------	--	--------------------	------------------	--------------

ML36HO has a fixed center shelf and an adjustable lower shelf. Predrilled to accommodate glazed (ML36PHGD) or laminate (ML36PHLD) doors. Shipped easy to assemble in 1 carton.

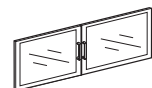


**Hutch - 66" and 72"**

ML66HO	66 x 15 x 36 <i>1676 x 381 x 914</i>	132 <i>59.87</i>	5 <i>0.14</i>	<b>\$566</b>
ML72HO	72 x 15 x 36 <i>1829 x 381 x 914</i>	140 <i>63.5</i>	6 <i>0.16</i>	<b>\$593</b>

ML72HO and ML66HO have fixed shelf dividers. Can be used on any straight worksurface. 20" of clearance between worksurface and bottom of hutch. Predrilled to accommodate glazed or laminate doors. Shipped easy to assemble in 1 carton.

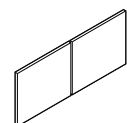
## HUTCH DOORS



**Glazed Doors**

ML33DRAG	31.76 x 0.81 x 14.68 <i>807 x 21 x 373</i>	8 <i>3.63</i>	1.5 <i>0.04</i>	<b>\$524</b>
ML36DRAG	34.76 x 0.81 x 14.68 <i>883 x 21 x 373</i>	10 <i>4.54</i>	1.5 <i>0.04</i>	<b>\$540</b>

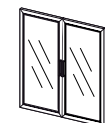
Set of two glazed doors for one side of hutch. Hinges included. Non locking. Not intended for use with laminate doors. Shipped in 1 carton.  
ML33DRAG - Set of 2 doors for ML66HO with a total width of 33". ML36DRAG - Set of 2 doors for ML72HO with a total width of 36".



**Laminate Doors**

ML33DRL	31.76 x 0.68 x 15 <i>807 x 17 x 381</i>	18 <i>8.16</i>	2 <i>0.05</i>	<b>\$109</b>
ML36DRL	34.76 x 0.68 x 15 <i>883 x 17 x 381</i>	20 <i>9.07</i>	2 <i>0.05</i>	<b>\$113</b>

Set of two laminate doors for one side of hutch. Hinges included. Non locking. Not intended for use with glazed doors. Shipped in 1 carton.  
ML33DRL - Set of 2 doors for ML66HO with a total width of 33". ML36DRL - Set of 2 doors for ML72HO with a total width of 36".



**Glazed Doors for 36" Hutch**

ML36PHGD	34.8 x 0.81 x 34.81 <i>884 x 21 x 884</i>	45 <i>20.41</i>	1.5 <i>0.04</i>	<b>\$999</b>
----------	--	--------------------	--------------------	--------------

Set of two aluminum framed glazed doors that fit onto 36" wide hutch only. Handles included. Non locking. Shipped in 1 carton.

**HUTCH DOORS**      **MODEL #**      **DIMENSIONS**      **WEIGHT**      **VOLUME**      **LIST PRICE**

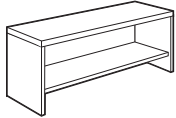


**Laminate Doors for 36" Hutch**

	<b>W x D x H</b>			
ML36PHLD	34.8 x 0.68 x 34.81 <i>884 x 17 x 884</i>	35 <i>15.88</i>	0.75 <i>0.02</i>	<b>\$255</b>

Set of two laminate doors that fit onto 36" wide hutch only. Handles included. Non locking. Shipped in 1 carton.

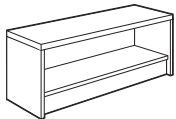
**DESKTOP STORAGE**



**Desktop Storage - Low Open**

ML36LDTS	36 x 12 x 12 <i>914 x 305 x 305</i>	50 <i>22.68</i>	3.6 <i>0.1</i>	<b>\$416</b>
ML42LDTS	42 x 12 x 12 <i>1067 x 305 x 305</i>	59 <i>26.76</i>	4.2 <i>0.11</i>	<b>\$455</b>
ML48LDTS	48 x 12 x 12 <i>1219 x 305 x 305</i>	69 <i>31.3</i>	4.9 <i>0.13</i>	<b>\$478</b>
ML54LDTS	54 x 12 x 12 <i>1372 x 305 x 305</i>	80 <i>36.29</i>	5.5 <i>0.15</i>	<b>\$509</b>

Desktop storage secures with double sided tape included to surface mounting on. Inside clearance 7.25"H, 3"H open bottom. 54" wide unit has a center vertical divider. Shipped assembled in 1 carton.

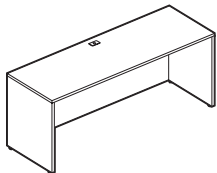


**Desktop Storage with Fascia**

ML36LDTSF	36 x 12 x 12 <i>914 x 305 x 305</i>	54 <i>24.49</i>	3.6 <i>0.1</i>	<b>\$431</b>
ML42LDTSF	42 x 12 x 12 <i>1067 x 305 x 305</i>	63 <i>28.58</i>	4.2 <i>0.11</i>	<b>\$472</b>
ML48LDTSF	48 x 12 x 12 <i>1219 x 305 x 305</i>	73 <i>33.11</i>	4.9 <i>0.13</i>	<b>\$497</b>
ML54LDTSF	54 x 12 x 12 <i>1372 x 305 x 305</i>	84 <i>38.1</i>	5.5 <i>0.15</i>	<b>\$527</b>

Desktop storage secures with double sided tape included to surface mounting on. 54" wide unit has a center vertical divider. Inside clearance 7.25"H, fascia is optional with cut-out to accommodate Cove mini power unit MVCOVSM2B/S or MVCOV51UB/S; power unit to be ordered separately (see page 133). Cut-out options: FOG1 (left), FOG2 (centered) or FOG3 (right). MLxLDTSF back is short to allow cable from power unit to pass through back. Shipped assembled in 1 carton.

**CREDENZAS**

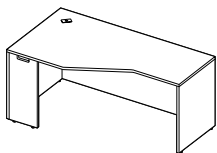


**Credenza - Rectangular**

ML7224C	72 x 24 x 29 <i>1829 x 610 x 737</i>	123 <i>55.79</i>	5 <i>0.14</i>	<b>\$459</b>
ML6624C	66 x 24 x 29 <i>1676 x 610 x 737</i>	117 <i>53.07</i>	4.5 <i>0.12</i>	<b>\$410</b>

Rectangular credenza with a surface wire grommet and a modesty panel wire grommet. Flush and full height modesty panel. Optional 12"H modesty panel available, please specify **(12)**. Shipped easy to assemble in 1 carton.

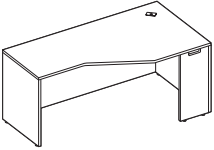
**EXTENDED CORNER CREDENZAS**



**Extended Corner Credenza - LEFT**

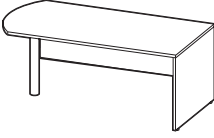
ML6636CEL	66 x 36 x 29 <i>1676 x 914 x 737</i>	142 <i>64.41</i>	5.5 <i>0.15</i>	<b>\$568</b>
ML7236CEL	72 x 36 x 29 <i>1829 x 914 x 737</i>	150 <i>68.04</i>	6 <i>0.16</i>	<b>\$645</b>

Narrow and full gables. Narrow end gable can be connected to 24"D return or flush bridge. Full end panel cannot be connected. Corner wire grommet. Optional 12"H modesty panel available, please specify **(12)**. Shipped easy to assemble in 1 carton.

EXTENDED CORNER CRENZAS	MODEL #	DIMENSIONS <sup>IN</sup> <sub>MM</sub>	WEIGHT <sup>LB</sup> <sub>KG</sub>	VOLUME <sup>FT<sup>3</sup></sup> <sub>MT<sup>3</sup></sub>	LIST PRICE
	ML6636CER	66 x 36 x 29	142	5.5	<b>\$568</b>
		<i>1676 x 914 x 737</i>	<i>64.41</i>	<i>0.15</i>	
	ML7236CER	72 x 36 x 29	150	6	<b>\$645</b>
		<i>1829 x 914 x 737</i>	<i>68.04</i>	<i>0.16</i>	

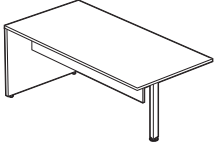
**Extended Corner Credenza - RIGHT**

Narrow and full gables. Narrow end gable can be connected to 24"D return or flush bridge. Full end panel cannot be connected. Corner wire grommet. Full height modesty panel. Optional 12"H modesty panel available, please specify (12). Shipped easy to assemble in 1 carton.

ISLANDS WITH MODESTY					
	ML6630DM	66 x 30 x 29	91	5	<b>\$516</b>
		<i>1676 x 762 x 737</i>	<i>41.28</i>	<i>0.14</i>	
	ML7236DM	72 x 36 x 29	108	6	<b>\$606</b>
		<i>1829 x 914 x 737</i>	<i>48.99</i>	<i>0.16</i>	

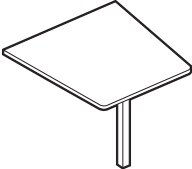
**"D" Island w/Square Post Leg**

Square post and modesty panel with 16" clearance. No grommet. Must be connected. Reversible. Shipped easy to assemble in 2 cartons.

	ML6630RM	66 x 30 x 29	88	5	<b>\$516</b>
		<i>1676 x 762 x 737</i>	<i>39.92</i>	<i>0.14</i>	
	ML7236RM	72 x 36 x 29	114	6	<b>\$606</b>
		<i>1829 x 914 x 737</i>	<i>51.71</i>	<i>0.16</i>	

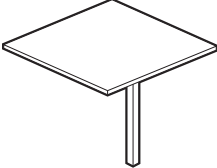
**Rectangular Island w/Square Post Leg**

Square post and modesty panel with 16" clearance. No grommet. Must be connected. Reversible. Shipped easy to assemble in 2 cartons.

ISLANDS WITHOUT MODESTY					
	ML3636WI	36 x 36 x 29	35.8	2.34	<b>\$386</b>
		<i>914 x 914 x 737</i>	<i>16.24</i>	<i>0.06</i>	
	ML4242WI	42 x 42 x 29	45.8	3.04	<b>\$464</b>
		<i>1067 x 1067 x 737</i>	<i>20.77</i>	<i>0.08</i>	

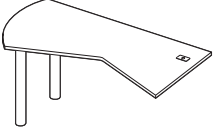
**Wedge Island - Square Post Leg**

36" or 42" wide where surface connects. Use to create a collaborative huddle table with open shelf ML36290S or ML42290S. Connecting hardware included. Shipped easy to assemble in 2 cartons.

	ML3636SI	36 x 36 x 29	37.8	2.34	<b>\$373</b>
		<i>914 x 914 x 737</i>	<i>17.15</i>	<i>0.06</i>	
	ML4242SI	42 x 42 x 29	47.8	3.04	<b>\$449</b>
		<i>1067 x 1067 x 737</i>	<i>21.68</i>	<i>0.08</i>	

**Square Island - Square Post Leg**

36" or 42" wide where surface connects. Use to create a collaborative huddle table with open shelf ML36290S or ML42290S. Connecting hardware included. Shipped easy to assemble in 2 cartons.

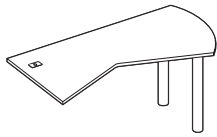
	ML6030PL	60 x 30 x 29	63	2.5	<b>\$499</b>
		<i>1524 x 762 x 737</i>	<i>28.58</i>	<i>0.07</i>	

**Delta Island w/Square Post Legs - LEFT**

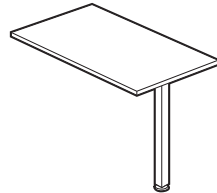
30"D where surface connects. Corner wire grommet. Two square posts. Connecting hardware included. Optional modesty panel available. Shipped easy to assemble in 3 cartons.



ISLANDS WITHOUT MODESTY



Delta Island w/Square Post Legs - RIGHT



Rectangular Island w/Square Post Leg

MODEL #	DIMENSIONS <sup>IN</sup> <sub>MM</sub>	WEIGHT <sup>LB</sup> <sub>KG</sub>	VOLUME <sup>FT<sup>3</sup></sup> <sub>MT<sup>3</sup></sub>	LIST PRICE
ML6030PR	60 x 30 x 29	63	2.5	<b>\$499</b>
	1524 x 762 x 737	28.58	0.07	

30"D where surface connects. Corner wire grommet. Two square posts. Connecting hardware included. Optional modesty panel available. Shipped easy to assemble in 3 cartons.

ML4224RI	42 x 24 x 29	19	2	<b>\$393</b>
	1067 x 610 x 737	8.62	0.05	
ML4824RI	48 x 24 x 29	21	2	<b>\$418</b>
	1219 x 610 x 737	9.53	0.05	

24"D where surface connects. One square post. Connecting hardware included. Optional modesty panel available. Reversible. Shipped easy to assemble in 2 cartons.

MODESTY PANELS

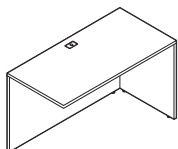


Modesty Panel for Island Surfaces

	W x D x H			
ML4212MP	32 x 0.68 x 12	15	0.65	<b>\$153</b>
	813 x 17 x 305	6.8	0.01	
ML4812MP	38 x 0.68 x 12	20	0.75	<b>\$178</b>
	965 x 17 x 305	9.07	0.02	
ML6012MP	45 x 0.68 x 12	25	1	<b>\$181</b>
	1143 x 17 x 305	11.34	0.02	

ML4212MP can be used with ML4224RI. ML4812MP can be used with ML4824RI. ML6012MP can be used with ML6030PL and ML6030PR. Shipped easy to assemble in 1 carton.

RETURNS

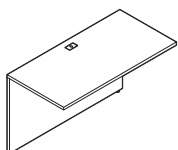


Return

ML3024R	30 x 24 x 29	61	2.5	<b>\$386</b>
	762 x 610 x 737	27.67	0.07	
ML3624R	36 x 24 x 29	68	3	<b>\$397</b>
	914 x 610 x 737	30.84	0.08	
ML4224R	42 x 24 x 29	76	3.5	<b>\$411</b>
	1067 x 610 x 737	34.47	0.09	
ML4824R	48 x 24 x 29	85	4	<b>\$416</b>
	1219 x 610 x 737	38.56	0.11	

For use with rectangular desks, credenzas and corner credenzas. Two grommets. Reversible. Optional 12"H modesty panel available, please specify (12). Shipped easy to assemble in 1 carton.

BRIDGES



Bridge

ML3624FB	36 x 24 x 29	55	2	<b>\$343</b>
	914 x 610 x 737	24.95	0.05	
ML4224FB	42 x 24 x 29	65	2.5	<b>\$355</b>
	1067 x 610 x 737	29.48	0.07	
ML4824FB	48 x 24 x 29	75	3	<b>\$368</b>
	1219 x 610 x 737	34.02	0.08	

To create a "U" shape by connecting two units with full end gables. Two wire grommets. Connecting hardware included. Optional 12"H modesty panel available, please specify (12). Shipped easy to assemble in 1 carton.

MOBILE PEDESTALS	MODEL #	DIMENSIONS <sup>IN</sup> <sub>MM</sub>	WEIGHT <sup>LB</sup> <sub>KG</sub>	VOLUME <sup>FT<sup>3</sup></sup> <sub>MT<sup>3</sup></sub>	LIST PRICE
------------------	---------	---	---------------------------------------	---	------------



**Box/File Mobile Pedestal**

	W x D x H			
MLMP22BF	16 x 22 x 23 406 x 559 x 584	80 36.29	7 0.19	<b>\$622</b>
MLMP1222BF	12 x 22 x 23 305 x 559 x 584	69 31.3	5.4 0.15	<b>\$590</b>

One box drawer and one front locking file drawer. Supported by five casters with two front locking casters. 16"W file drawer includes pencil tray and accommodates front-to-back letter size or side-to-side legal size files; 12"W space saver pedestal file drawer accommodates legal size files for side-to-side filing only. Optional cushion available for 16"W box/file pedestal. Shipped assembled in 1 carton.

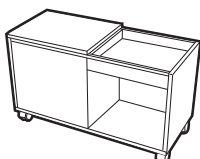
Limited Lifetime Warranty (5-year exceptions apply - see page 153).  
Weight capacity for this series is 300 lbs.



**Box/Box/File Mobile Pedestal**

MLMP22BBF	16 x 22 x 27 406 x 559 x 686	95 43.09	8 0.22	<b>\$708</b>
MLMP1222BBF	12 x 22 x 27 305 x 559 x 686	82 37.19	5.4 0.15	<b>\$679</b>

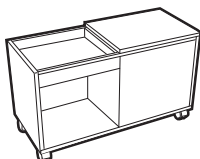
Two box drawers and one front locking file drawer. Front locking casters. 16"W file drawer includes pencil tray and accommodates front-to-back letter size or side-to-side legal size files; 12"W space saver pedestal file drawer accommodates legal size files for side-to-side filing only. Sits flush with user edge under 30"D table desks with or without modesty panel or 24"D returns without modesty panel. Does not sit flush under 24"D table desk. Shipped assembled in 1 carton.



**Mobile Ped Buddy - LEFT**

MLMPB34L	16 x 34 x 20 406 x 864 x 508	62 28.12	8.75 0.24	<b>\$759</b>
----------	---------------------------------	-------------	--------------	--------------

All laminate construction with a Brushed Chrome trim. Accepts legal or letter hanging file folders in file box; **right** side is split with an upper open box and a lower open shelf ideal for neatly storing reference materials, larger personal items or a recycling bin within a workspace. Sliding top conceals or exposes one side or the other and accepts an optional cushion to provide extra seating for guests. Shipped assembled in 1 carton.



**Mobile Ped Buddy - RIGHT**

MLMPB34R	16 x 34 x 20 406 x 864 x 508	62 28.12	8.75 0.24	<b>\$759</b>
----------	---------------------------------	-------------	--------------	--------------

All laminate construction with a Brushed Chrome trim. Accepts legal or letter hanging file folders in file box; **left** side is split with an upper open box and a lower open shelf ideal for neatly storing reference materials, larger personal items or a recycling bin within a workspace. Sliding top conceals or exposes one side or the other and accepts an optional cushion to provide extra seating for guests. Shipped assembled in 1 carton.





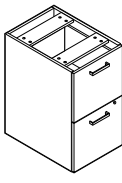
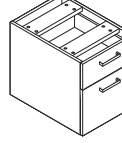
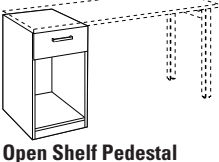
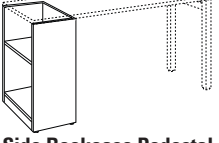
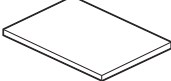
**Cushion for Mobile Ped Buddy**

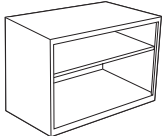
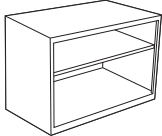
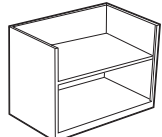
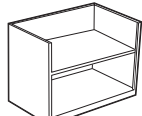
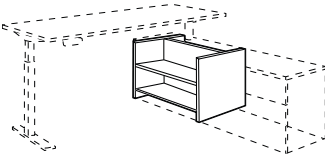

MLMPBC18	17.6 x 14.8 x 1.5 447 x 376 x 38	10 4.54	0.8 0.02	<b>\$117</b>
----------	-------------------------------------	------------	-------------	--------------

For use with MLMPB34L or MLMPB34R. Available in all Global grade 1 seating textiles or in Luxhide bonded leather. 1 carton.


Limited Lifetime Warranty (5-year exceptions apply - see page 153).  
In seating applications, weight capacity for this series is 300 lbs.

**Alternate textile options:** Graded-in textiles are available. No minimum quantities. Contact Customer Service for pricing.

PEDESTALS	MODEL #	DIMENSIONS <sup>IN</sup> <sub>MM</sub>	WEIGHT <sup>LB</sup> <sub>KG</sub>	VOLUME <sup>FT<sup>3</sup></sup> <sub>MT<sup>3</sup></sub>	LIST PRICE
 <p><b>Cushion for Box/File Mobile Pedestal</b></p>	MLMPC22	16 x 22 x 2	8	0.9	<b>\$126</b>
		406 x 559 x 51	3.63	0.02	
<p>For use with MLMP22BF only. Available in all Global grade 1 seating textiles or in Luxhide bonded leather. 1 carton.</p> <p>Limited Lifetime Warranty (5-year exceptions apply - see page 153). In seating applications, weight capacity for this series is 300 lbs.</p> <p><b>Alternate textile options:</b> Graded-in textiles are available. No minimum quantities. Contact Customer Service for pricing.</p>					
 <p><b>Box/Box/File Pedestal</b></p>	ML22BBF	16 x 22 x 28	82	8	<b>\$514</b>
		406 x 559 x 711	37.19	0.22	
<p>Two box drawers and one front locking file drawer. Pencil tray included. For use with bow or rectangular desks, reception desks, returns or credenzas with laminate side gables. Can be moved to a left or right hand position. Top is open. File drawer accommodates front-to-back letter size or side-to-side legal size files. Shipped assembled in 1 carton.</p>					
 <p><b>File/File Pedestal</b></p>	ML22FF	16 x 22 x 28	82	8	<b>\$497</b>
		406 x 559 x 711	37.19	0.22	
<p>Two front locking file drawers. Pencil tray included. For use with bow or rectangular desks, reception desks, returns or credenzas with laminate side gables. Can be moved to a left or right position. Top is open. File drawer accommodates front-to-back letter size or side-to-side legal size files. Shipped assembled in 1 carton.</p>					
 <p><b>Hanging Box/File Pedestal</b></p>	ML22HBF	16 x 22 x 19	65	5	<b>\$404</b>
		406 x 559 x 483	29.48	0.14	
<p>One box drawer and one front locking file drawer. Pencil tray included. For use with bow or rectangular desks, reception desks, returns or credenzas with laminate side gables. Top is open. File drawer accommodates front-to-back letter size or side-to-side legal size files. Shipped assembled in 1 carton.</p>					
 <p><b>Open Shelf Pedestal</b></p>	ML24WPO	16 x 24 x 28	40	7.1	<b>\$397</b>
		406 x 610 x 711	18.14	0.2	
<p>Worksurface supporting open shelf with one personal non-locking drawer. For use with table desk kits MLxx24DTL only. Top is open. Shipped assembled in 1 carton, ready to attach to MLxx24DTL.</p>					
 <p><b>Side Bookcase Pedestal</b></p>	ML24WBC	24 x 12 x 28	48	5.5	<b>\$487</b>
		610 x 305 x 711	21.77	0.15	
<p>Worksurface supporting side access bookcase. For use with table desk kits MLxx24DTL only. Top is open. Shipped ready to assemble in 1 carton.</p>					
 <p><b>Pedestal Top</b></p>	ML22TOP	16 x 22 x 1	9	1	<b>\$77</b>
		406 x 559 x 25	4.08	0.02	
<p>Top for ML22BBF and ML22FF pedestals. Includes mounting hardware. 1 carton.</p>					

STORAGE UNITS	MODEL #	DIMENSIONS <sup>IN</sup> <sub>MM</sub>	WEIGHT <sup>LB</sup> <sub>KG</sub>	VOLUME <sup>FT<sup>3</sup></sup> <sub>MT<sup>3</sup></sub>	LIST PRICE
 <p><b>Low Shelf Unit w/Top</b></p>	ML2230COT	30 x 24 x 22.25 <i>762 x 610 x 565</i>	149 <i>67.59</i>	10.73 <i>0.3</i>	<b>\$580</b>
	ML2236COT	36 x 24 x 22.25 <i>914 x 610 x 565</i>	179 <i>81.19</i>	12.79 <i>0.36</i>	<b>\$594</b>
<p><b>24"D.</b> Can be used as a freestanding shelf unit or to support overlap desk with leg or bookcase. One adjustable shelf. Specify top finish and chasis/shelf finish separately. Accepts ML2436C and ML2430C cushions. Shipped assembled in 1 carton.</p>					
 <p><b>Low Shelf Unit w/Top</b></p>	ML2230NOT	30 x 19.25 x 22.25 <i>762 x 489 x 565</i>	116 <i>52.62</i>	8.71 <i>0.24</i>	<b>\$563</b>
	ML2236NOT	36 x 19.25 x 22.25 <i>914 x 489 x 565</i>	138 <i>62.6</i>	10.38 <i>0.29</i>	<b>\$570</b>
<p><b>19.25"D.</b> Can be used as a freestanding shelf unit or to support overlap desk with leg or bookcase. One adjustable shelf. Specify top finish and chasis/shelf finish separately. Accepts ML1936C and ML1930C cushions. Shipped assembled in 1 carton.</p>					
 <p><b>Low Shelf Unit - No Top</b></p>	ML2130CO	30 x 24 x 21.25 <i>762 x 610 x 540</i>	127 <i>57.61</i>	10.27 <i>0.29</i>	<b>\$511</b>
	ML2136CO	36 x 24 x 21.25 <i>914 x 610 x 540</i>	151 <i>68.49</i>	12.25 <i>0.34</i>	<b>\$524</b>
<p><b>24"D.</b> Can be used to create a freestanding unit (two low storage units and a finished top). Can also support overlap desk with leg or bookcase. Shipped assembled in 1 carton.</p>					
 <p><b>Low Shelf Unit - No Top</b></p>	ML2130NO	30 x 19.25 x 21.25 <i>762 x 489 x 540</i>	98 <i>44.45</i>	8.34 <i>0.23</i>	<b>\$491</b>
	ML2136NO	36 x 19.25 x 21.25 <i>914 x 489 x 540</i>	117 <i>53.07</i>	9.94 <i>0.28</i>	<b>\$508</b>
<p><b>19.25"D.</b> Can be used to create a freestanding unit (two low storage units and a finished top). Can also support overlap desk with leg or bookcase. Shipped assembled in 1 carton.</p>					
 <p><b>Low Shelf Inset Back - No Top</b></p>	ML2130NIBO	30 x 19.25 x 21.25 <i>762 x 489 x 540</i>	98 <i>44.45</i>	8.34 <i>0.23</i>	<b>\$514</b>
	ML2136NIBO	36 x 19.25 x 21.25 <i>914 x 489 x 540</i>	117 <i>53.07</i>	9.94 <i>0.28</i>	<b>\$530</b>
<p><b>19.25"D.</b> To be used to create a freestanding credenza with height adjustable table integration. Inset back, no top. Use with low storage unit ML21xxNO or ML21xxNBF and notched top MLxx19NLTL or MLxx19NLTR to create credenza. Height adjustable table to be ordered separately. Shipped assembled in 1 carton.</p>					
 <p><b>Low Box/File w/Top</b></p>	ML2230BFT	30 x 24 x 22.25 <i>762 x 610 x 565</i>	165 <i>74.84</i>	10.73 <i>0.3</i>	<b>\$847</b>
	ML2236BFT	36 x 24 x 22.25 <i>914 x 610 x 565</i>	197 <i>89.36</i>	12.79 <i>0.36</i>	<b>\$880</b>
<p><b>24"D</b> freestanding unit with one box drawer and one file drawer. Can also support overlap desk with leg or bookcase. Lock secures both drawers. Counterweight included. Specify top finish and chasis/drawer front finish separately. Shipped assembled in 1 carton.</p>					

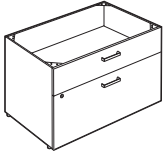
STORAGE UNITS	MODEL #	DIMENSIONS <sup>IN</sup> <sub>MM</sub>	WEIGHT <sup>LB</sup> <sub>KG</sub>	VOLUME <sup>FT<sup>3</sup></sup> <sub>MT<sup>3</sup></sub>	LIST PRICE
---------------	---------	---	---------------------------------------	---	------------



Low Box/File w/Top

	W x D x H			
ML230NBFT	30 x 19.25 x 22.25 762 x 489 x 565	134 60.78	8.71 0.24	<b>\$824</b>
ML236NBFT	36 x 19.25 x 22.25 914 x 489 x 565	160 72.57	10.38 0.29	<b>\$856</b>

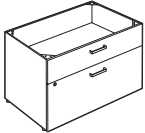
**19.25"D** freestanding unit with one box drawer and one file drawer. Can also support overlap desk with leg or bookcase. Lock secures both drawers. Counterweight included. Specify top finish and chasis/drawer front finish separately. Shipped assembled in 1 carton.



Low Box/File - No Top

ML2130BF	30 x 24 x 21.25 762 x 610 x 540	141 63.96	10.27 0.29	<b>\$748</b>
ML2136BF	36 x 24 x 21.25 914 x 610 x 540	167 75.75	12.25 0.34	<b>\$774</b>

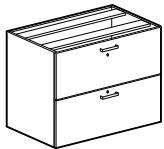
**24"D**. Can be used to create a freestanding unit (two low storage units and a finished top). One box drawer and one front file drawer. Can also support overlap desk with leg or bookcase. Lock secures both drawers. Shipped assembled in 1 carton.



Low Box/File - No Top

ML2130NBF	30 x 19.25 x 21.25 762 x 489 x 540	114 51.71	8.34 0.23	<b>\$728</b>
ML2136NBF	36 x 19.25 x 21.25 914 x 489 x 540	137 62.14	9.94 0.28	<b>\$751</b>

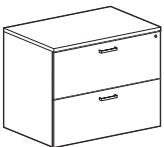
**19.25"D**. Can be used to create a freestanding unit (two low storage units and a finished top). One box drawer and one front file drawer. Can also support overlap desk with leg or bookcase. Lock secures both drawers. Shipped assembled in 1 carton.



Lateral File - No Top

ML3622LF	36 x 22 x 28 914 x 559 x 711	160 72.57	18 0.5	<b>\$784</b>
----------	---------------------------------	--------------	-----------	--------------

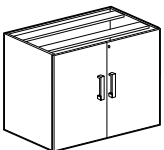
**22"D**. Fits under 24"D worksurface. Two front locking file drawers. File bars for front-to-back filing included. Shipped assembled in 1 carton.



Lateral File w/Top

ML3624LFT	36 x 24 x 29 914 x 610 x 737	165 74.84	18 0.5	<b>\$896</b>
-----------	---------------------------------	--------------	-----------	--------------

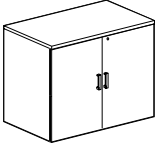
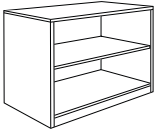
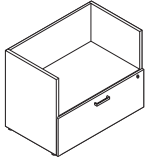

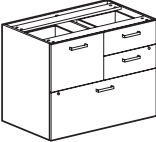


**24"D**. Two front locking file drawers. File bars for front-to-back filing included. Incorporates anti-tip feature - only one drawer can be opened at a time. Shipped assembled in 1 carton.



Storage Cabinet - No Top

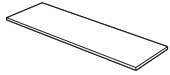
ML3622SC	36 x 22 x 28 914 x 559 x 711	120 54.43	18 0.5	<b>\$591</b>
----------	---------------------------------	--------------	-----------	--------------

**22"D**. Fits under 24"D worksurface. Two front locking doors. One adjustable shelf. Shipped assembled in 1 carton.

STORAGE UNITS	MODEL #	DIMENSIONS <sup>IN</sup> <sub>MM</sub>	WEIGHT <sup>LB</sup> <sub>KG</sub>	VOLUME <sup>FT<sup>3</sup></sup> <sub>MT<sup>3</sup></sub>	LIST PRICE
 <p><b>Storage Cabinet w/Top</b></p>	ML3624SCT	36 x 24 x 29	125	18	<b>\$704</b>
		<i>914 x 610 x 737</i>	<i>56.7</i>	<i>0.5</i>	
<b>24"D.</b> Two front locking doors. One adjustable shelf. Shipped assembled in 1 carton.					
 <p><b>Open Shelf Storage</b></p>	ML3629OS	36 x 24 x 29	113	16.1	<b>\$643</b>
		<i>914 x 610 x 737</i>	<i>51.26</i>	<i>0.45</i>	
 <p><b>Open Shelf/Lateral Drawer - No Top</b></p>	ML4229OS	42 x 24 x 29	132	18.1	<b>\$697</b>
		<i>1067 x 610 x 737</i>	<i>59.87</i>	<i>0.51</i>	
<b>24"D.</b> Units are open front and back. Use stand-alone or with wedge islands (ML3636WI, ML4242WI) or square islands (ML3636SI, ML4242SI) in corresponding width to create a collaborative huddle space. Centre fixed shelf. Shipped easy to assemble in 1 carton.					
 <p><b>Open Shelf/Lateral Drawer w/Top</b></p>	ML3622SL	36 x 22 x 28	169	15.92	<b>\$732</b>
		<i>914 x 559 x 711</i>	<i>76.66</i>	<i>0.45</i>	
<b>22"D.</b> Fits under 24"D worksurface. One open shelf and one front locking lateral file drawer. Counterweight included. Shipped assembled in 1 carton.					
 <p><b>Multi-Storage Unit - No Top</b></p>	ML3624SLT	36 x 24 x 29	172	16.47	<b>\$786</b>
		<i>914 x 610 x 737</i>	<i>78.02</i>	<i>0.46</i>	
<b>24"D.</b> One open shelf and one front locking lateral file drawer. Counterweight included. Specify top finish and chasis/drawer front finish separately. Shipped assembled in 1 carton.					
 <p><b>Multi-Storage Unit w/Top</b></p>	ML3622MS	36 x 22 x 28	175	18	<b>\$805</b>
		<i>914 x 559 x 711</i>	<i>79.38</i>	<i>0.5</i>	
<b>22"D.</b> Fits under 24"D worksurface. One full width file drawer, one half width file drawer and two half width box drawers. All drawers lock. File bars for front-to-back filing included. Incorporates anti-tip feature - only one drawer can be opened at a time. Shipped assembled in 1 carton.					
 <p><b>Multi-Storage Unit w/Top</b></p>	ML3624MST	36 x 24 x 29	180	18	<b>\$918</b>
		<i>914 x 610 x 737</i>	<i>81.65</i>	<i>0.5</i>	
<b>24"D.</b> One full width file drawer, one half width file drawer and two half width box drawers. All drawers lock. File bars for front-to-back filing included. Incorporates anti-tip feature - only one drawer can be opened at a time. Shipped assembled in 1 carton.					

**STORAGE UNITS**      **MODEL #**      **DIMENSIONS** <sup>IN</sup>/<sub>MM</sub>      **WEIGHT** <sup>LB</sup>/<sub>KG</sub>      **VOLUME** <sup>FT<sup>3</sup></sup>/<sub>MT<sup>3</sup></sub>      **LIST PRICE**

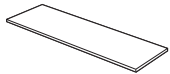
**W x D x H**



**Top For 24"D Storage Unit**

ML3624LT	36 x 24 x 1 <i>914 x 610 x 25</i>	23 <i>10.43</i>	1.5 <i>0.04</i>	<b>\$104</b>
ML6024LT	60 x 24 x 1 <i>1524 x 610 x 25</i>	35 <i>15.88</i>	1.91 <i>0.05</i>	<b>\$160</b>
ML6624LT	66 x 24 x 1 <i>1676 x 610 x 25</i>	39 <i>17.69</i>	2.08 <i>0.05</i>	<b>\$164</b>
ML7224LT	72 x 24 x 1 <i>1829 x 610 x 25</i>	52 <i>23.59</i>	2 <i>0.05</i>	<b>\$172</b>

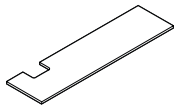
Single top for pair of 24"D storage units without tops. Ships with Titus connectors to secure to 24"D laminate storage. Shipped ready to assemble with storage unit in 1 carton.  
60" for two 30"W units  
66" for one 30"W and one 36"W units  
72" for two 36"W units



**Top For 19.25"D Storage Unit**

ML3019LT	30 x 19.25 x 1 <i>762 x 489 x 25</i>	14 <i>6.35</i>	0.83 <i>0.02</i>	<b>\$103</b>
ML3619LT	36 x 19.25 x 1 <i>914 x 489 x 25</i>	17 <i>7.71</i>	0.97 <i>0.02</i>	<b>\$109</b>
ML6019LT	60 x 19.25 x 1 <i>1524 x 489 x 25</i>	28 <i>12.7</i>	1.53 <i>0.04</i>	<b>\$158</b>
ML6619LT	66 x 19.25 x 1 <i>1676 x 489 x 25</i>	30 <i>13.61</i>	1.67 <i>0.04</i>	<b>\$162</b>
ML7219LT	72 x 19.25 x 1 <i>1829 x 489 x 25</i>	33 <i>14.97</i>	1.81 <i>0.05</i>	<b>\$168</b>

Can be used to create a credenza. Single top for pair of 19.25"D storage units without tops. Ships with Titus connectors to secure to 19.25"D laminate storage and double-sided tape to secure to 19.25"D MVL metal storage. Shipped ready to assemble with storage unit in 1 carton.  
60" for two 30"W tops  
66" for one 30"W and one 36"W units  
72" for two 36"W units  
ML3619LT and ML3019LT for use with single 19.25"D low storage units.



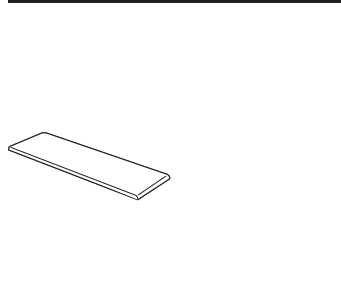
*Left hand shown*

**Notched Top For 19.25"D Storage Unit**

ML6019NLTL	60 x 19.25 x 1 <i>1524 x 489 x 25</i>	28 <i>12.7</i>	1.53 <i>0.04</i>	<b>\$303</b>
ML6019NLTR	60 x 19.25 x 1 <i>1524 x 489 x 25</i>	28 <i>12.7</i>	1.53 <i>0.04</i>	<b>\$303</b>
ML7219NLTL	72 x 19.25 x 1 <i>1829 x 489 x 25</i>	33 <i>14.97</i>	1.81 <i>0.05</i>	<b>\$359</b>
ML7219NLTR	72 x 19.25 x 1 <i>1829 x 489 x 25</i>	33 <i>14.97</i>	1.81 <i>0.05</i>	<b>\$359</b>

Notched top to create a freestanding credenza with integrated height adjustable table base. Use with low storage unit ML21xxNIBO. Specify code ending in **(L)** for **left** side integration or **(R)** for **right** side. Shipped ready to assemble with storage unit in 1 carton.

**STORAGE UNITS**      **MODEL #**      **DIMENSIONS** <sup>IN</sup>/<sub>MM</sub>      **WEIGHT** <sup>LB</sup>/<sub>KG</sub>      **VOLUME** <sup>FT<sup>3</sup></sup>/<sub>MT<sup>3</sup></sub>      **LIST PRICE**



**Cushion For Low Storage - 19.25"D**

	<b>W x D x H</b>			
MVL1930C	30 x 19.25 x 2 <i>762 x 489 x 51</i>	11 <i>4.99</i>	1.3 <i>0.03</i>	<b>\$206</b>
MVL1936C	36 x 19.25 x 2 <i>914 x 489 x 51</i>	13 <i>5.9</i>	2.6 <i>0.07</i>	<b>\$236</b>
MVL1960C	60 x 19.25 x 2 <i>1524 x 489 x 51</i>	20 <i>9.07</i>	2.6 <i>0.07</i>	<b>\$380</b>
MVL1966C	66 x 19.25 x 2 <i>1676 x 489 x 51</i>	16 <i>7.26</i>	5.2 <i>0.14</i>	<b>\$410</b>
MVL1972C	72 x 19.25 x 2 <i>1829 x 489 x 51</i>	22 <i>9.98</i>	2.4 <i>0.06</i>	<b>\$440</b>

Cushions for 19.25"D low storage. Storage must have a finished laminate top to accept the cushion. Waterfall front and back edge, attaches with Velcro strips (supplied). Can be upholstered in all OTG seating fabrics including Luxhide finishes in polyurethane (PU) mock leather (see page 149). Shipped assembled in 1 carton.

Limited Lifetime Warranty (5-year exceptions apply - see page 153).

In seating applications, weight capacity for this series is 300 lbs.

**Alternate textile options:** Graded-in textiles are available. No minimum quantities. Contact Customer Service for pricing.



**Cushion For Low Storage - 24"D**

ML2430C	30 x 24 x 2 <i>762 x 610 x 51</i>	15.5 <i>7.03</i>	1.6 <i>0.04</i>	<b>\$215</b>
ML2436C	36 x 24 x 2 <i>914 x 610 x 51</i>	14.5 <i>6.58</i>	1.9 <i>0.05</i>	<b>\$245</b>
ML2460C	60 x 24 x 2 <i>1524 x 610 x 51</i>	20 <i>9.07</i>	5.2 <i>0.14</i>	<b>\$389</b>
ML2466C	66 x 24 x 2 <i>1676 x 610 x 51</i>	21 <i>9.53</i>	5.2 <i>0.14</i>	<b>\$419</b>
ML2472C	72 x 24 x 2 <i>1829 x 610 x 51</i>	22.25 <i>10.09</i>	5.2 <i>0.14</i>	<b>\$449</b>

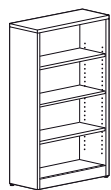
Cushions for 24"D low storage. Storage must have a finished laminate top to accept the cushion. Waterfall front and back edge, attaches with Velcro strips (supplied). Can be upholstered in all OTG seating fabrics including Luxhide finishes in polyurethane (PU) mock leather (see page 149). Shipped assembled in 1 carton.

Limited Lifetime Warranty (5-year exceptions apply - see page 153).

In seating applications, weight capacity for this series is 300 lbs.

**Alternate textile options:** Graded-in textiles are available. No minimum quantities. Contact Customer Service for pricing.

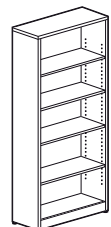
**BOOKCASES**



**Bookcase**

ML48BC	30 x 12 x 48 <i>762 x 305 x 1219</i>	120 <i>54.43</i>	3 <i>0.08</i>	<b>\$419</b>
--------	---	---------------------	------------------	--------------

**48"H.** Three adjustable 1<sup>1</sup>/<sub>16</sub>" thick shelves. Four levelers. Shipped easy to assemble in 1 carton.



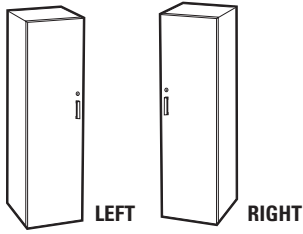
**Bookcase**

ML65BC	30 x 12 x 65 <i>762 x 305 x 1651</i>	155 <i>70.31</i>	4 <i>0.11</i>	<b>\$540</b>
--------	---	---------------------	------------------	--------------

**65"H.** One fixed shelf and three adjustable. 1<sup>1</sup>/<sub>16</sub>" thick shelves. Four levelers. Shipped easy to assemble in 1 carton.



**WARDROBES**

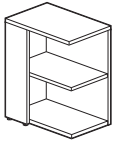


**Personal Wardrobe**

MODEL #	DIMENSIONS <sup>IN</sup> <sub>MM</sub>	WEIGHT <sup>LB</sup> <sub>KG</sub>	VOLUME <sup>FT<sup>3</sup></sup> <sub>MT<sup>3</sup></sub>	LIST PRICE
ML6518WDL	18 x 24 x 65	175	18	<b>\$832</b>
	457 x 610 x 1651	79.38	0.5	
ML6518WDR	18 x 24 x 65	175	18	<b>\$832</b>
	457 x 610 x 1651	79.38	0.5	

**65"H.** Personal wardrobe hinged on the left (left hand) or right (right hand). Includes coat bar and one fixed shelf with 9" clearance between shelf and top of cabinet. Shipped assembled in 1 carton.

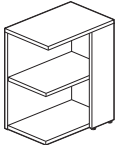
**END SHELVES**



**End Shelf - LEFT**

ML1629SHL	16 x 24 x 29	66	2.5	<b>\$386</b>
	406 x 610 x 737	29.94	0.07	

**29"H.** For use at the end of 29"H units. One fixed shelf. Shipped easy to assemble in 1 carton.

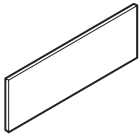


**End Shelf - RIGHT**

ML1629SHR	16 x 24 x 29	66	2.5	<b>\$386</b>
	406 x 610 x 737	29.94	0.07	

**29"H.** For use at the end of 29"H units. One fixed shelf. Shipped easy to assemble in 1 carton.

**TACKBOARDS**

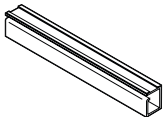


**Tackboard**

ML66TB	64 x 1 x 15.75	6.4	1.3	<b>\$192</b>
	1626 x 25 x 400	2.9	0.03	
ML72TB	70 x 1 x 15.75	7	1.3	<b>\$200</b>
	1778 x 25 x 400	3.18	0.03	

Fabric covered tackboard. Includes mounting screws. See page 87 for color options. Shipped in 1 carton.

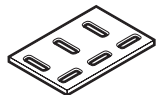
**ACCESSORIES**



**Wire Manager**

ML24WM2	24 x 2 x 2	1	0.1	<b>\$42</b>
	610 x 51 x 51	0.45	-	

24"W plastic tray flexes to receive and hold electrical and data wires. Quickly attaches with two strips of two-sided tape. **Black** only. Shipped in 1 carton.



**Flush Plate**

MLFP	5 x 3 x 0.06	1	1	<b>\$12</b>
	127 x 76 x 2	0.45	0.02	

Used to connect worksurfaces of the same height. **Black** only.

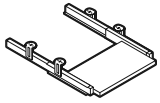


**Handle**

MLHS	5.25 x 1 x 0.5	1	1	<b>\$16</b>
	133 x 25 x 13	0.45	0.02	

Replacement handle. **Silver** finish.

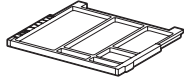
**ACCESSORIES**      **MODEL #**      **DIMENSIONS** <sup>IN</sup>/<sub>MM</sub>      **WEIGHT** <sup>LB</sup>/<sub>KG</sub>      **VOLUME** <sup>FT<sup>3</sup></sup>/<sub>MT<sup>3</sup></sub>      **LIST PRICE**



**Keyboard Tray**

	<b>W x D x H</b>			
MLKB	22 x 12 x 0.68	13	1.5	<b>\$113</b>
	559 x 305 x 17	5.9	0.04	

22"W laminate keyboard tray. Mounting hardware included. Available in standard Ionic laminate finishes, see page 150. Shipped assembled in 1 carton.

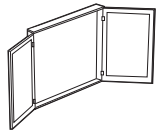


**Center Drawer - 22"**

MLPD	22.5 x 15 x 1.5	2	0.7	<b>\$125</b>
	572 x 381 x 38	0.91	0.01	

Provides storage for writing instruments and small items at the workspace. Attaches to the underside of the worksurface with included drawer slides. Shipped assembled in 1 carton.

- Black ABS plastic only.



**Presentation Board**

ML4848VB	48 x 5 x 48	110	11	<b>\$1003</b>
	1219 x 127 x 1219	49.9	0.31	

Double door visual presentation cabinet. Erasable and easy to clean whiteboard and two tackboards on doors in a Medium Taupe (LL11) fabric. Case finish available in Ionic standard laminate finishes, see page 150. Mounting method to be determined on site by installer as building conditions vary. Shipped assembled in 1 carton.

**BOARDROOM AND MULTI-PURPOSE TABLES**

MODEL #	DIMENSIONS <sup>IN</sup> <sub>MM</sub>	WEIGHT <sup>LB</sup> <sub>KG</sub>	VOLUME <sup>FT<sup>3</sup></sup> <sub>MT<sup>3</sup></sub>	LIST PRICE
---------	---	---------------------------------------	---	------------

W x D x H



**Boardroom Table - Round**

ML42R	42 x - x 29 1067 x - x 737	82 37.19	5 0.14	<b>\$436</b>
-------	-------------------------------	-------------	-----------	--------------

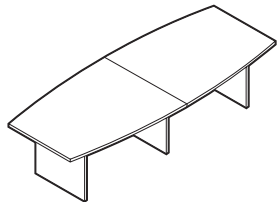
One-piece round top. Laminate X bases. 1" thick top. Shipped easy to assemble in 2 cartons.



**Boardroom Table - Boat Shaped**

ML96BT	96 x 48 x 29 2438 x 1219 x 737	213 96.62	18 0.5	<b>\$843</b>
--------	-----------------------------------	--------------	-----------	--------------

One-piece boat shape top. Two slab laminate bases. 1 1/8" thick top. Top tapers to 40" wide at the ends. Shipped easy to assemble in 3 cartons.



**Boardroom Table - Boat Shaped**

ML120BT	120 x 48 x 29 3048 x 1219 x 737	284 128.82	21 0.59	<b>\$1162</b>
ML144BT	144 x 48 x 29 3658 x 1219 x 737	326 147.87	18.5 0.52	<b>\$1525</b>

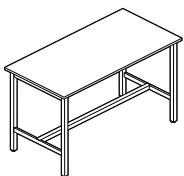
Two-piece boat shape top. Three slab laminate bases. 1 1/8" thick top. Top tapers to 40" wide at the end. Shipped easy to assemble in 3 cartons.

**30" deep**

ML4830BHT	48 x 30 x 42 1219 x 762 x 1067	108 48.99	7.7 0.21	<b>\$853</b>
ML6030BHT	60 x 30 x 42 1524 x 762 x 1067	125 56.7	8.5 0.24	<b>\$907</b>
ML7230BHT	72 x 30 x 42 1829 x 762 x 1067	141 63.96	9.3 0.26	<b>\$961</b>

**36" deep**

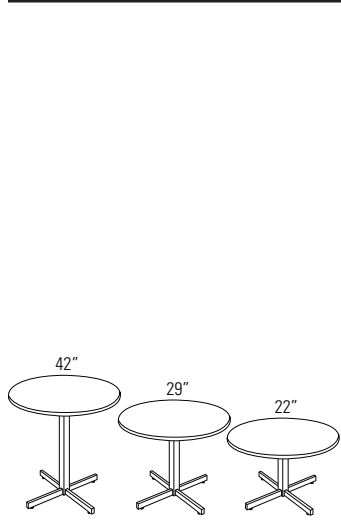
ML4836BHT	48 x 36 x 42 1219 x 914 x 1067	124 56.25	9.1 0.25	<b>\$934</b>
ML6036BHT	60 x 36 x 42 1524 x 914 x 1067	144 65.32	10.1 0.28	<b>\$988</b>
ML7236BHT	72 x 36 x 42 1829 x 914 x 1067	162 73.48	11 0.31	<b>\$1042</b>



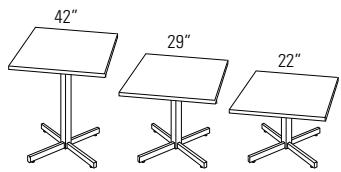
**Bar Height Maker Table**

1" thick thermally fused laminate top with painted steel H-legs and footbar. Includes adjustable leveling glides. Shipped easy to assemble in 3 cartons.

**BOARDROOM AND MULTI-PURPOSE TABLES**



**Round Table - X- Base**



**Square Table - X- Base**



**NEW**  
For availability, contact  
Customer service

**Height Adjustable Personal Table**

MODEL #	DIMENSIONS <sup>IN</sup> <sub>MM</sub>	WEIGHT <sup>LB</sup> <sub>KG</sub>	VOLUME <sup>FT<sup>3</sup></sup> <sub>MT<sup>3</sup></sub>	LIST PRICE
---------	--	------------------------------------	--	------------

W x D x H

<b>22" high</b>				
ML30RX22	30 x 30 x 22 762 x 762 x 559	40 18.14	11.5 0.32	<b>\$408</b>
ML36RX22	36 x 36 x 22 914 x 914 x 559	56 25.4	17 0.48	<b>\$474</b>
<b>29" high</b>				
ML30RX	30 x 30 x 29 762 x 762 x 737	40 18.14	14.3 0.4	<b>\$408</b>
ML36RX	36 x 36 x 29 914 x 914 x 737	56 25.4	21 0.59	<b>\$474</b>
ML42RX	42 x 42 x 29 1067 x 1067 x 737	64 29.03	21.5 0.6	<b>\$579</b>
<b>42" high</b>				
ML30RX42	30 x 30 x 42 762 x 762 x 1067	40 18.14	15.3 0.43	<b>\$427</b>
ML36RX42	36 x 36 x 42 914 x 914 x 1067	56 25.4	22 0.62	<b>\$490</b>

One piece round 1" thick thermally fused laminate top with painted steel X base; (X base column 2.5" square with 1" x 2" rectangular feet, leveling glides and end caps to complement painted finish included.) Shipped easy to assemble in 2 cartons.

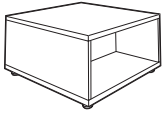
<b>22" high</b>				
ML30SX22	30 x 30 x 22 762 x 762 x 559	45 20.41	11.5 0.32	<b>\$408</b>
ML36SX22	36 x 36 x 22 914 x 914 x 559	64 29.03	17 0.48	<b>\$474</b>
<b>29" high</b>				
ML30SX	30 x 30 x 29 762 x 762 x 737	45 20.41	14.3 0.4	<b>\$408</b>
ML36SX	36 x 36 x 29 914 x 914 x 737	64 29.03	21 0.59	<b>\$474</b>
ML42SX	42 x 42 x 29 1067 x 1067 x 737	78 35.38	21.5 0.6	<b>\$579</b>
<b>42" high</b>				
ML30SX42	30 x 30 x 42 762 x 762 x 1067	45 20.41	15.6 0.44	<b>\$427</b>
ML36SX42	36 x 36 x 42 914 x 914 x 1067	64 29.03	22.6 0.63	<b>\$490</b>

One piece square 1" thick thermally fused laminate top with painted steel X base; (X base column 2.5" square with 1" x 2" rectangular feet, leveling glides and end caps to complement painted finish included.) Shipped easy to assemble in 2 cartons.

ML2819PPT	28 x 19 x 28.3-43.8 711 x 483 x 719-1113	37.8 17.15	2.71 0.07	<b>\$433</b>
-----------	---	---------------	--------------	--------------

Pneumatic height adjustable personal table with locking casters. Range of adjustability with 1" thick thermally fused laminate top is 28.3" to 43.8"H. Tungsten base only. Square tube detailing complements the Ionic series desking components. Shipped easy to assemble in 2 cartons.

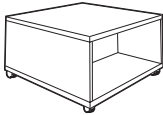
COFFEE TABLES



Square Coffee Side Table

MODEL #	DIMENSIONS <sup>IN</sup> <sub>MM</sub>	WEIGHT <sup>LB</sup> <sub>KG</sub>	VOLUME <sup>FT<sup>3</sup></sup> <sub>MT<sup>3</sup></sub>	LIST PRICE	WRS ADD
ML2929CT	29 x 29 x 16	83	10	<b>\$625</b>	N/A
	737 x 737 x 406	37.65	0.28		

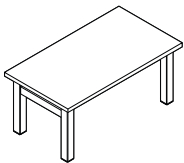
**16"H.** Square coffee or side table. Open from two sides with center divider. Shipped assembled in 1 carton.



Mobile Square Coffee Side Table

ML2929CTM	29 x 29 x 16	83	10	<b>\$680</b>	N/A
	737 x 737 x 406	37.65	0.28		

**16"H.** Mobile square coffee or side table. Open from two sides with center divider. Shipped assembled in 1 carton.

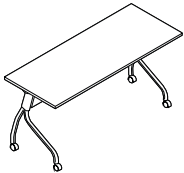


Rectangular Coffee Table w/H-legs

ML3620CH	36 x 20 x 16	46	3	<b>\$459</b>	N/A
	914 x 508 x 406	20.87	0.08		
ML4220CH	42 x 20 x 16	50	3.2	<b>\$473</b>	N/A
	1067 x 508 x 406	22.68	0.09		

**16"H** with 1" thick thermally fused laminate top and two 15"H steel H-legs. Shipped easy to assemble in 2 cartons.

TRAINING TABLES



Flip-Top Table

ML4824FT	48 x 24 x 29.5	65.9	2	<b>\$569</b>	<b>\$132</b>
	1219 x 610 x 749	29.89	0.05		
ML6024FT	60 x 24 x 29.5	74.7	4.6	<b>\$622</b>	<b>\$163</b>
	1524 x 610 x 749	33.88	0.13		
ML7224FT	72 x 24 x 29.5	86.6	5.1	<b>\$681</b>	<b>\$194</b>
	1829 x 610 x 749	39.28	0.14		

Flip-top table with 1" thick thermally fused laminate top with factory installed inserts to connect the leg assembly. Y-legs and integral modesty panel in Tungsten finish only. Locking casters. 5.25" nesting creep per table when flipped and stored. Shipped easy to assemble in 3 cartons.

## ELECTRIC HEIGHT ADJUSTABLE TABLES

### GENERAL INFORMATION

- Effective option to aid in workplace wellness programs; Ionic height adjustable tables allow you to move freely between sitting and standing without work interruption throughout the day.
- Tables can be used stand alone or in conjunction with freestanding Ionic desking products.
- Available in both two-leg rectangular tables or three-leg L-shaped workstations.
- Tops are available in all Ionic laminate finishes.
- May be specified as complete tables or may order tops and bases separately.
- Quiet hex rod driven single motor base with 220 lbs. lift capacity.
- Operates at 0.75" per second.
- Easy to use up-down controller with digital read-out and three memory programmable positions.
- Privacy panels are available.
- Range of adjustability with 1" top is 27.8" to 45.5"H.
- Range of adjustability of the base only is 26.8" to 44.5"H.
- 10 foot long power cord.
- Meets applicable ANSI/BIFMA x5.5 standards.
- Laminate tops covered by Global's lifetime warranty.  
Five-year warranty on base components including electrical components and motorized parts.
- Greenguard Certified

### TOP FINISHES

ACJ	Absolute Acajou	NBL	Noce Biondo
ASN	Asian Night	NGL	Noce Grigio
AWC	Avant Cherry	NEL	Noce Leggero
AWH	Avant Honey	NML	Noce Medio
CMB	Clear Maple	SKC	Shaker Cherry
DES	Dark Espresso	TWL	Tiger Walnut
DWT	Designer White	WHC	White Chocolate
HGT	Hayden Grey	WCR	Winter Cherry

### CONSTRUCTION

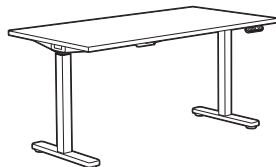
- 1" thick tops are made from 45 lb. density particle board covered with high performance thermally fused laminate and matching 2mm edge.
- Frame and legs are made from steel tubing and flat steel components, available in Silver only.
- T-leg with round foot design includes adjustable levelers.
- Telescopic support beam accommodates:
  - 46" to 72" wide tops, 23" to 30" deep (two-leg rectangular tables).
  - Up to 72" x 66" footprint (three-leg L-shaped workstations).

### TOP DIMENSIONS

- All worksurfaces are dimensioned to allow 1" gap around perimeter.

## ELECTRIC HEIGHT ADJUSTABLE TABLES

MODEL #	DIMENSIONS IN MM	WEIGHT LB KG	VOLUME FT <sup>3</sup> MT <sup>3</sup>	LIST PRICE
	<b>W x D x H</b>			
ML4824ET2	46 x 23 x 27.8-45.5 <i>1168 x 584 x 706-1156</i>	85 <i>38.56</i>	4.06 <i>0.11</i>	<b>\$1171</b>
ML6024ET2	58 x 23 x 27.8-45.5 <i>1473 x 584 x 706-1156</i>	93.5 <i>42.41</i>	4.42 <i>0.12</i>	<b>\$1214</b>
ML7224ET2	70 x 23 x 27.8-45.5 <i>1778 x 584 x 706-1156</i>	102 <i>46.27</i>	4.72 <i>0.13</i>	<b>\$1264</b>
ML6030ET2	58 x 29 x 27.8-45.5 <i>1473 x 737 x 706-1156</i>	104 <i>47.17</i>	4.88 <i>0.13</i>	<b>\$1268</b>
ML7230ET2	70 x 29 x 27.8-45.5 <i>1778 x 737 x 706-1156</i>	115 <i>52.16</i>	5.25 <i>0.14</i>	<b>\$1321</b>



**Rectangular Table - 2 legs**

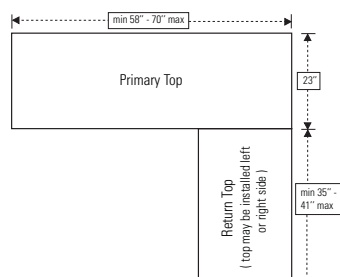
1" thick laminate top with matching 2mm edge. Silver base only. Shipped easy to assemble in 3 cartons.



**L-Shaped Workstation - 3 legs**

MVL6060ET	58 x 58 x 27.8-45.5 <i>1473 x 1473 x 706-1156</i>	165 <i>74.84</i>	6.02 <i>0.17</i>	<b>\$2120</b>
MVL6066ET	58 x 64 x 27.8-45.5 <i>1473 x 1626 x 706-1156</i>	170 <i>77.11</i>	6.12 <i>0.17</i>	<b>\$2129</b>
MVL6660ET	64 x 58 x 27.8-45.5 <i>1626 x 1473 x 706-1156</i>	169 <i>76.66</i>	6.2 <i>0.17</i>	<b>\$2146</b>
MVL6666ET	64 x 64 x 27.8-45.5 <i>1626 x 1626 x 706-1156</i>	174 <i>78.93</i>	6.3 <i>0.17</i>	<b>\$2155</b>
MVL7260ET	70 x 58 x 27.8-45.5 <i>1778 x 1473 x 706-1156</i>	173 <i>78.47</i>	6.32 <i>0.17</i>	<b>\$2171</b>
MVL7266ET	70 x 64 x 27.8-45.5 <i>1778 x 1626 x 706-1156</i>	178 <i>80.74</i>	6.42 <i>0.18</i>	<b>\$2179</b>

1" thick laminate top with matching 2mm edge. Silver base only. Shipped easy to assemble in 3 cartons.


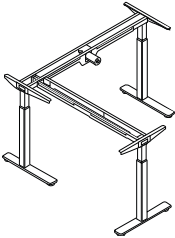
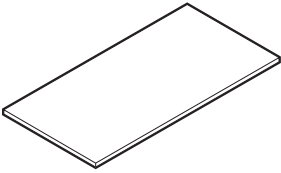
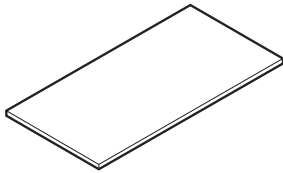


L-SHAPED WORKSTATION FOOTPRINT DIMENSIONS			
Model	Primary top	Return top	Overall actual
MVL6060ET	58"W x 23"D	35"W x 23"D	58"W x 58"D
MVL6066ET	58"W x 23"D	41"W x 23"D	58"W x 64"D
MVL6660ET	64"W x 23"D	35"W x 23"D	64"W x 58"D
MVL6666ET	64"W x 23"D	41"W x 23"D	64"W x 64"D
MVL7260ET	70"W x 23"D	35"W x 23"D	70"W x 58"D
MVL7266ET	70"W x 23"D	41"W x 23"D	70"W x 64"D

## ELECTRIC HEIGHT ADJUSTABLE TABLES

### WARRANTY

Customer assumes full responsibility for the attachment method of worksurfaces that were not purchased as part of a complete table assembly. Failure to secure the worksurface capable of supporting the load capacity tested to may result in property damage and/or personal injury. Customer agrees to indemnify and hold harmless Global Upholstery Co. Inc., its affiliates, subsidiaries, officers, directors, employees and shareholders (collectively "Global") from and against any lawsuits or threat of lawsuits and all liabilities, direct or implied, claims, proceedings, actions, causes of action, damages, losses, costs and expenses, including, without limitation, legal fees whatsoever which Global may suffer or incur as a result of fulfilling your product order. Customer acknowledges that product not purchased as a complete table assembly will not be covered under Global's Lifetime Warranty.

ELECTRIC HAT COMPONENTS	MODEL #	DIMENSIONS IN MM	WEIGHT LB KG	VOLUME FT <sup>3</sup> MT <sup>3</sup>	LIST PRICE																																																		
 <p><b>Electric HAT - 2-Leg Base Only</b></p>	<b>W x D x H</b>																																																						
	MLEBDD162	46 x 21.5 x 26.8-44.5 <i>1168 x 546.1 x 681-1130</i>	51 <i>23.13</i>	2.4 <i>0.06</i>	<b>\$905</b>																																																		
<p>2-leg table base for use with MLxxxxHAT tops listed below. Cannot be converted to a 3-legged table base. Silver finish only. Range of adjustability without top is 26.8" to 44.5"H. Width adjustable for tops 46" to 72"H. Shipped easy to assemble in 1 carton.</p>																																																							
 <p><b>Electric HAT - 3-Leg Base Only</b></p>	<table border="1"> <tr> <td>MLEBDD16L</td> <td>54 x 54 x 26.8-44.5 <i>1372 x 1372 x 681-1130</i></td> <td>95 <i>43.09</i></td> <td>2.7 <i>0.07</i></td> <td><b>\$1565</b></td> </tr> </table>					MLEBDD16L	54 x 54 x 26.8-44.5 <i>1372 x 1372 x 681-1130</i>	95 <i>43.09</i>	2.7 <i>0.07</i>	<b>\$1565</b>																																													
	MLEBDD16L	54 x 54 x 26.8-44.5 <i>1372 x 1372 x 681-1130</i>	95 <i>43.09</i>	2.7 <i>0.07</i>	<b>\$1565</b>																																																		
<p>3-leg table base for use with one MLxxxxHAT top listed below and one MLxxxxRHT top listed below. Cannot be converted to a 2-legged table base. Silver finish only. Range of adjustability without top is 26.8" to 44.5"H. Width adjustable for tops 46" to 72"H. Shipped easy to assemble in 1 carton.</p>																																																							
 <p><b>Tops For Use with 2 or 3-Leg Bases</b></p>	<table border="1"> <tr> <td>ML4623HAT</td> <td>46 x 23 x 1 <i>1168 x 584 x 25</i></td> <td>34 <i>15.42</i></td> <td>1.66 <i>0.04</i></td> <td><b>\$265</b></td> </tr> <tr> <td>ML5223HAT</td> <td>52 x 23 x 1 <i>1321 x 584 x 25</i></td> <td>38.3 <i>17.37</i></td> <td>1.84 <i>0.05</i></td> <td><b>\$287</b></td> </tr> <tr> <td>ML5823HAT</td> <td>58 x 23 x 1 <i>1473 x 584 x 25</i></td> <td>42.5 <i>19.28</i></td> <td>2.02 <i>0.05</i></td> <td><b>\$308</b></td> </tr> <tr> <td>ML6423HAT</td> <td>64 x 23 x 1 <i>1626 x 584 x 25</i></td> <td>46.8 <i>21.23</i></td> <td>2.2 <i>0.06</i></td> <td><b>\$334</b></td> </tr> <tr> <td>ML7023HAT</td> <td>70 x 23 x 1 <i>1778 x 584 x 25</i></td> <td>51 <i>23.13</i></td> <td>2.32 <i>0.06</i></td> <td><b>\$359</b></td> </tr> <tr> <td>ML4629HAT</td> <td>46 x 29 x 1 <i>1168 x 737 x 25</i></td> <td>42.5 <i>19.28</i></td> <td>2.04 <i>0.05</i></td> <td><b>\$320</b></td> </tr> <tr> <td>ML5229HAT</td> <td>52 x 29 x 1 <i>1321 x 737 x 25</i></td> <td>47.8 <i>21.68</i></td> <td>2.26 <i>0.06</i></td> <td><b>\$341</b></td> </tr> <tr> <td>ML5829HAT</td> <td>58 x 29 x 1 <i>1473 x 737 x 25</i></td> <td>53.1 <i>24.09</i></td> <td>2.48 <i>0.07</i></td> <td><b>\$363</b></td> </tr> <tr> <td>ML6429HAT</td> <td>64 x 29 x 1 <i>1626 x 737 x 25</i></td> <td>58.4 <i>26.49</i></td> <td>2.7 <i>0.07</i></td> <td><b>\$390</b></td> </tr> <tr> <td>ML7029HAT</td> <td>70 x 29 x 1 <i>1778 x 737 x 25</i></td> <td>63.8 <i>28.94</i></td> <td>2.85 <i>0.08</i></td> <td><b>\$415</b></td> </tr> </table>					ML4623HAT	46 x 23 x 1 <i>1168 x 584 x 25</i>	34 <i>15.42</i>	1.66 <i>0.04</i>	<b>\$265</b>	ML5223HAT	52 x 23 x 1 <i>1321 x 584 x 25</i>	38.3 <i>17.37</i>	1.84 <i>0.05</i>	<b>\$287</b>	ML5823HAT	58 x 23 x 1 <i>1473 x 584 x 25</i>	42.5 <i>19.28</i>	2.02 <i>0.05</i>	<b>\$308</b>	ML6423HAT	64 x 23 x 1 <i>1626 x 584 x 25</i>	46.8 <i>21.23</i>	2.2 <i>0.06</i>	<b>\$334</b>	ML7023HAT	70 x 23 x 1 <i>1778 x 584 x 25</i>	51 <i>23.13</i>	2.32 <i>0.06</i>	<b>\$359</b>	ML4629HAT	46 x 29 x 1 <i>1168 x 737 x 25</i>	42.5 <i>19.28</i>	2.04 <i>0.05</i>	<b>\$320</b>	ML5229HAT	52 x 29 x 1 <i>1321 x 737 x 25</i>	47.8 <i>21.68</i>	2.26 <i>0.06</i>	<b>\$341</b>	ML5829HAT	58 x 29 x 1 <i>1473 x 737 x 25</i>	53.1 <i>24.09</i>	2.48 <i>0.07</i>	<b>\$363</b>	ML6429HAT	64 x 29 x 1 <i>1626 x 737 x 25</i>	58.4 <i>26.49</i>	2.7 <i>0.07</i>	<b>\$390</b>	ML7029HAT	70 x 29 x 1 <i>1778 x 737 x 25</i>	63.8 <i>28.94</i>	2.85 <i>0.08</i>	<b>\$415</b>
	ML4623HAT	46 x 23 x 1 <i>1168 x 584 x 25</i>	34 <i>15.42</i>	1.66 <i>0.04</i>	<b>\$265</b>																																																		
	ML5223HAT	52 x 23 x 1 <i>1321 x 584 x 25</i>	38.3 <i>17.37</i>	1.84 <i>0.05</i>	<b>\$287</b>																																																		
	ML5823HAT	58 x 23 x 1 <i>1473 x 584 x 25</i>	42.5 <i>19.28</i>	2.02 <i>0.05</i>	<b>\$308</b>																																																		
	ML6423HAT	64 x 23 x 1 <i>1626 x 584 x 25</i>	46.8 <i>21.23</i>	2.2 <i>0.06</i>	<b>\$334</b>																																																		
	ML7023HAT	70 x 23 x 1 <i>1778 x 584 x 25</i>	51 <i>23.13</i>	2.32 <i>0.06</i>	<b>\$359</b>																																																		
	ML4629HAT	46 x 29 x 1 <i>1168 x 737 x 25</i>	42.5 <i>19.28</i>	2.04 <i>0.05</i>	<b>\$320</b>																																																		
	ML5229HAT	52 x 29 x 1 <i>1321 x 737 x 25</i>	47.8 <i>21.68</i>	2.26 <i>0.06</i>	<b>\$341</b>																																																		
	ML5829HAT	58 x 29 x 1 <i>1473 x 737 x 25</i>	53.1 <i>24.09</i>	2.48 <i>0.07</i>	<b>\$363</b>																																																		
	ML6429HAT	64 x 29 x 1 <i>1626 x 737 x 25</i>	58.4 <i>26.49</i>	2.7 <i>0.07</i>	<b>\$390</b>																																																		
	ML7029HAT	70 x 29 x 1 <i>1778 x 737 x 25</i>	63.8 <i>28.94</i>	2.85 <i>0.08</i>	<b>\$415</b>																																																		
<p>For use with MLEBDD162 or MLEBDD16L as a primary top. 1" thick laminate top with matching 2mm edge.</p>																																																							
 <p><b>Return Tops For Use with 3-Leg Base</b></p>	<table border="1"> <tr> <td>ML3523RHT</td> <td>35 x 23 x 1 <i>889 x 584 x 25</i></td> <td>27 <i>12.25</i></td> <td>1.3 <i>0.03</i></td> <td><b>\$247</b></td> </tr> <tr> <td>ML4123RHT</td> <td>41 x 23 x 1 <i>1041 x 584 x 25-1149</i></td> <td>32 <i>14.51</i></td> <td>1.4 <i>0.03</i></td> <td><b>\$256</b></td> </tr> </table>					ML3523RHT	35 x 23 x 1 <i>889 x 584 x 25</i>	27 <i>12.25</i>	1.3 <i>0.03</i>	<b>\$247</b>	ML4123RHT	41 x 23 x 1 <i>1041 x 584 x 25-1149</i>	32 <i>14.51</i>	1.4 <i>0.03</i>	<b>\$256</b>																																								
	ML3523RHT	35 x 23 x 1 <i>889 x 584 x 25</i>	27 <i>12.25</i>	1.3 <i>0.03</i>	<b>\$247</b>																																																		
ML4123RHT	41 x 23 x 1 <i>1041 x 584 x 25-1149</i>	32 <i>14.51</i>	1.4 <i>0.03</i>	<b>\$256</b>																																																			
<p>For use with MLEBDD16L and one primary top (MLxxxxHAT). 1" thick laminate top with matching 2mm edge.</p>																																																							

PRIVACY PANELS

GENERAL INFORMATION

- Ideal for height adjustable, freestanding or overlapping table desks.
- Install quickly and simply onto the front, back or side edge of a 1" or 1 1/16" thick work surface.
- Can be oriented upwards as a desktop divider or downwards as a modesty panel.
- Available in an array of fabric options or high pressure laminate finishes to complement any decor.
- It is recommended to select a privacy panel 6" less in width than the surface it is being mounting on. The underside or top side of the surface mounting to should have a minimum 3" depth free and clear along the length of the surface for mounting.
- Finished height 13.25" with mounting brackets. 12.5" without mounting brackets.

LAMINATE PRIVACY PANEL FINISHES

- With matching 0.5mm thick edge.

ACJ	Absolute Acajou	NBL	Noce Biondo
ASN	Asian Night	NGL	Noce Grigio
AWC	Avant Cherry	NEL	Noce Leggero
AWH	Avant Honey	NML	Noce Medio
CMB	Clear Maple	SKC	Shaker Cherry
DES	Dark Espresso	TWL	Tiger Walnut
DWT	Designer White	WHC	White Chocolate
HGT	Hayden Grey	WCR	Winter Cherry

FABRIC PRIVACY PANELS

- Frameless and non-tackable
- Available in the following fabrics:  
Anchorage, Carrera, Fusion, Hudson, Jenny, Urban and Waterfall

PRIVACY PANEL BRACKETS

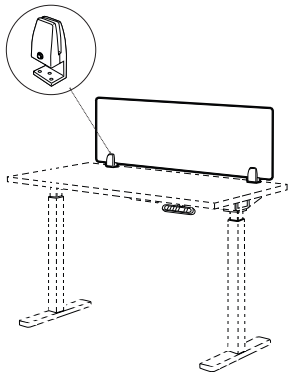
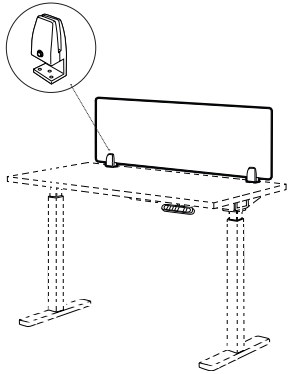
- Each bracket is a two-piece die-cast assembly in Silver finish and are affixed to the work surface with three screws.
- Two brackets are included with 24" to 54" wide panels; three brackets with 60" and 66" wide panels.

PRIVACY PANEL AND SCREENS

- MLxxUMF/MLxxUML privacy panels, MVLAPxx acrylic privacy panels and MVLPET felt screens may be used as center dividers with Ionic benching kits - see page 122.
- Adapter brackets are required to center mount the panels/screens between dual sided table desk. For brackets, see page 125.

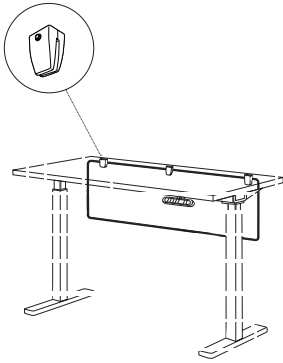
PET FELT PRIVACY SCREEN

- 9mm thick PET Felt, 100% PET polyester fibre.
- Tackable felt-like finish, in the following finishes:  
MST Mist SFR Sunflower  
PWT Pewter LAP Lapis  
GPH Graphite RBY Ruby

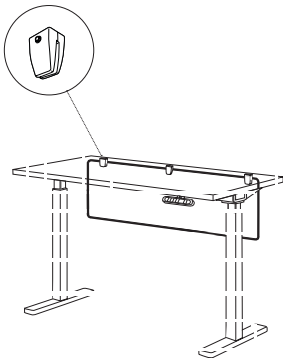
PRIVACY PANELS	MODEL #	DIMENSIONS	WEIGHT	VOLUME	LIST PRICE
		<sup>IN</sup> MM	<sup>LB</sup> KG	<sup>FT<sup>3</sup></sup> MT <sup>3</sup>	
 <p><b>Fabric Privacy Panel - Upmount</b></p>		<b>W x D x H</b>			
	ML1324DMF	24 x 0.5 x 13.25 610 x 13 x 337	2.6 1.18	0.4 0.01	<b>\$394</b>
	ML1330DMF	30 x 0.5 x 13.25 762 x 13 x 337	3 1.36	0.5 0.01	<b>\$396</b>
	ML1336DMF	36 x 0.5 x 13.25 914 x 13 x 337	3.6 1.63	0.6 0.01	<b>\$426</b>
	ML1342DMF	42 x 0.5 x 13.25 1067 x 13 x 337	4.2 1.91	0.7 0.01	<b>\$456</b>
	ML1348DMF	48 x 0.5 x 13.25 1219 x 13 x 337	4.8 2.18	0.8 0.02	<b>\$457</b>
	ML1354DMF	54 x 0.5 x 13.25 1372 x 13 x 337	5.4 2.45	0.9 0.02	<b>\$487</b>
	ML1360DMF	60 x 0.5 x 13.25 1524 x 13 x 337	6 2.72	1 0.02	<b>\$654</b>
	ML1366DMF	66 x 0.5 x 13.25 1676 x 13 x 337	6.6 2.99	1.1 0.03	<b>\$677</b>
	Mounts to a 1" or 1 1/16" thick work surface. Mounting brackets included. Not for use with Ionic benching kits. Shipped easy to assemble in 1 carton.				
 <p><b>Laminate Privacy Panel - Upmount</b></p>					
	ML1324DML	23.75 x 0.44 x 13.25 603 x 11 x 337	14.4 6.53	0.5 0.01	<b>\$249</b>
	ML1330DML	29.75 x 0.44 x 13.25 756 x 11 x 337	17.1 7.76	0.6 0.01	<b>\$332</b>
	ML1336DML	35.75 x 0.44 x 13.25 908 x 11 x 337	19.8 8.98	0.7 0.01	<b>\$357</b>
	ML1342DML	41.75 x 0.44 x 13.25 1060 x 11 x 337	22.6 10.25	0.8 0.02	<b>\$360</b>
	ML1348DML	47.75 x 0.44 x 13.25 1213 x 11 x 337	25.3 11.48	0.9 0.02	<b>\$376</b>
	ML1354DML	53.75 x 0.44 x 13.25 1365 x 11 x 337	28 12.7	1 0.02	<b>\$446</b>
	ML1360DML	59.75 x 0.44 x 13.25 1518 x 11 x 337	31.2 14.15	1.1 0.03	<b>\$509</b>
	ML1366DML	65.75 x 0.44 x 13.25 1670 x 11 x 337	33.9 15.38	1.2 0.03	<b>\$532</b>
	Mounts to a 1" or 1 1/16" thick work surface. Mounting brackets included. Not for use with Ionic benching kits. Shipped easy to assemble in 1 carton.				



PRIVACY PANELS



**Fabric Privacy Panel - Undermount**



**Laminate Privacy Panel - Undermount**

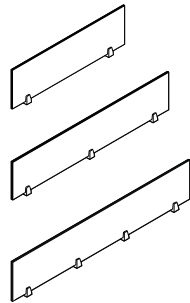
MODEL #	DIMENSIONS <sup>IN</sup> <sub>MM</sub>	WEIGHT <sup>LB</sup> <sub>KG</sub>	VOLUME <sup>FT<sup>3</sup></sup> <sub>MT<sup>3</sup></sub>	LIST PRICE
	W x D x H			
ML1324UMF	24 x 0.5 x 13.25 <i>610 x 13 x 337</i>	2.6 <i>1.18</i>	0.4 <i>0.01</i>	<b>\$394</b>
ML1330UMF	30 x 0.5 x 13.25 <i>762 x 13 x 337</i>	3 <i>1.36</i>	0.5 <i>0.01</i>	<b>\$396</b>
ML1336UMF	36 x 0.5 x 13.25 <i>914 x 13 x 337</i>	3.6 <i>1.63</i>	0.6 <i>0.01</i>	<b>\$426</b>
ML1342UMF	42 x 0.5 x 13.25 <i>1067 x 13 x 337</i>	4.2 <i>1.91</i>	0.7 <i>0.01</i>	<b>\$456</b>
ML1348UMF	48 x 0.5 x 13.25 <i>1219 x 13 x 337</i>	4.8 <i>2.18</i>	0.8 <i>0.02</i>	<b>\$457</b>
ML1354UMF	54 x 0.5 x 13.25 <i>1372 x 13 x 337</i>	5.4 <i>2.45</i>	0.9 <i>0.02</i>	<b>\$487</b>
ML1360UMF	60 x 0.5 x 13.25 <i>1524 x 13 x 337</i>	6 <i>2.72</i>	1 <i>0.02</i>	<b>\$654</b>
ML1366UMF	66 x 0.5 x 13.25 <i>1676 x 13 x 337</i>	6.6 <i>2.99</i>	1.1 <i>0.03</i>	<b>\$677</b>

Mounts to a 1" or 1 1/16" thick worksurface. Mounting brackets included. To add privacy panels to Ionic benching kits (pages 122-124), use undermount privacy panels with adapter brackets MVLPPABx (page 125). Shipped easy to assemble in 1 carton.

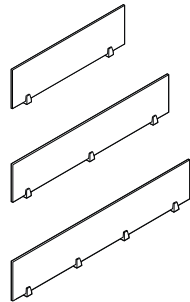
ML1324UML	23.75 x 0.44 x 13.25 <i>603 x 11 x 337</i>	14.7 <i>6.53</i>	0.5 <i>0.01</i>	<b>\$249</b>
ML1330UML	29.75 x 0.44 x 13.25 <i>756 x 11 x 337</i>	17.4 <i>7.89</i>	0.6 <i>0.01</i>	<b>\$332</b>
ML1336UML	35.75 x 0.44 x 13.25 <i>908 x 11 x 337</i>	20.2 <i>9.16</i>	0.7 <i>0.01</i>	<b>\$357</b>
ML1342UML	41.75 x 0.44 x 13.25 <i>1060 x 11 x 337</i>	23 <i>10.43</i>	0.8 <i>0.02</i>	<b>\$360</b>
ML1348UML	47.75 x 0.44 x 13.25 <i>1213 x 11 x 337</i>	25.7 <i>11.66</i>	0.9 <i>0.02</i>	<b>\$376</b>
ML1354UML	53.75 x 0.44 x 13.25 <i>1365 x 11 x 337</i>	28.5 <i>12.93</i>	1 <i>0.02</i>	<b>\$446</b>
ML1360UML	59.75 x 0.44 x 13.25 <i>1518 x 11 x 337</i>	31.7 <i>14.38</i>	1.1 <i>0.03</i>	<b>\$509</b>
ML1366UML	65.75 x 0.44 x 13.25 <i>1670 x 11 x 337</i>	34.5 <i>15.65</i>	1.2 <i>0.03</i>	<b>\$532</b>

Mounts to a 1" or 1 1/16" thick worksurface. Mounting brackets included. To add privacy panels to Ionic benching kits (pages 122-124), use undermount privacy panels with adapter brackets MVLPPABx (page 125). Shipped easy to assemble in 1 carton.

PRIVACY PANELS	MODEL #	DIMENSIONS <sup>IN</sup> <sub>MM</sub>	WEIGHT <sup>LB</sup> <sub>KG</sub>	VOLUME <sup>FT<sup>3</sup></sup> <sub>MT<sup>3</sup></sub>	LIST PRICE
----------------	---------	---	---------------------------------------	---	------------



**PET Felt Privacy Screen**



**Acrylic Privacy Panel**

	W x D x H			
<b>Set of 1</b>				
MVLPET42-1	42 x 0.36 x 13.25 <i>1067 x 9 x 337</i>	2.6 <i>1.18</i>	0.8 <i>0.02</i>	<b>\$253</b>
MVLPET48-1	48 x 0.36 x 13.25 <i>1219 x 9 x 337</i>	3.3 <i>1.5</i>	0.9 <i>0.02</i>	<b>\$266</b>
MVLPET54-1	54 x 0.36 x 13.25 <i>1372 x 9 x 337</i>	3.6 <i>1.63</i>	1 <i>0.02</i>	<b>\$341</b>
MVLPET60-1	60 x 0.36 x 13.25 <i>1524 x 9 x 337</i>	3.8 <i>1.72</i>	1.1 <i>0.03</i>	<b>\$353</b>
MVLPET66-1	66 x 0.36 x 13.25 <i>1676 x 9 x 337</i>	4.5 <i>2.04</i>	1.3 <i>0.03</i>	<b>\$415</b>

<b>Set of 4</b>				
MVLPET42-4	42 x 0.36 x 13.25 <i>1067 x 9 x 337</i>	9.5 <i>4.31</i>	0.8 <i>0.02</i>	<b>\$968</b>
MVLPET48-4	48 x 0.36 x 13.25 <i>1219 x 9 x 337</i>	11.9 <i>5.4</i>	1 <i>0.02</i>	<b>\$1012</b>
MVLPET54-4	54 x 0.36 x 13.25 <i>1372 x 9 x 337</i>	12.8 <i>5.81</i>	1.1 <i>0.03</i>	<b>\$1307</b>
MVLPET60-4	60 x 0.36 x 13.25 <i>1524 x 9 x 337</i>	13.8 <i>6.26</i>	1.2 <i>0.03</i>	<b>\$1345</b>
MVLPET66-4	66 x 0.36 x 13.25 <i>1676 x 9 x 337</i>	16.2 <i>7.35</i>	1.3 <i>0.03</i>	<b>\$1586</b>

Mounts to 1" thick laminate surface, may be installed as undermount or up mount position. Mounting brackets included. Secured with wood screws, will mar the top surface when installed in upmount position. Shipped easy to assemble in 1 carton.

MVLAP42	42.5 x 0.25 x 13.25 <i>1080 x 6 x 337</i>	3.6 <i>1.63</i>	0.8 <i>0.02</i>	<b>\$277</b>
MVLAP48	48.5 x 0.25 x 13.25 <i>1232 x 6 x 337</i>	4.3 <i>1.95</i>	1 <i>0.02</i>	<b>\$315</b>
MVLAP54	54.5 x 0.25 x 13.25 <i>1384 x 6 x 337</i>	5.1 <i>2.31</i>	1.1 <i>0.03</i>	<b>\$425</b>
MVLAP60	60.5 x 0.25 x 13.25 <i>1537 x 6 x 337</i>	5.3 <i>2.4</i>	1.2 <i>0.03</i>	<b>\$462</b>
MVLAP66	66.5 x 0.25 x 13.25 <i>1689 x 6 x 337</i>	6.5 <i>2.95</i>	1.3 <i>0.03</i>	<b>\$482</b>

Mounting brackets included. Shipped easy to assemble in 1 carton.

BENCHING SOLUTIONS

GENERAL INFORMATION

- Simplified benching solutions, double-sided straight line applications.
- Meets all applicable ANSI/BIFMA X5.5 deskling standards.

WORKSURFACES

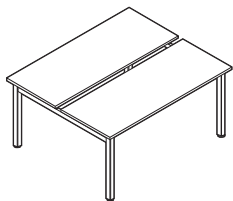
- 1" thick thermally fused laminate with matching 2mm thick edge band; 45 lb. density particle board core.
- Available in all the Ionic laminate finishes.
- Worksurfaces are equipped with factory installed inserts for a metal-to-metal leg connection.

METAL LEGS

- 2" square tube post legs with 1" x 2" cross bar in an H-leg configuration complementing Ionic deskling.
- Available in Black (BLK), Designer White (DWT) or Tungsten (TUN) painted finishes, Sandtex finish applied for durability.

BENCHING KITS

- Kits have been created for ease of specifying and ordering; each kit also includes all the necessary hardware for installation.
- **Freestanding** dual sided table desks include two worksurfaces with support stiffeners and two legs for end conditions.
- **Quad** pack dual sided table desks include two dual sided table desks - four workstations consisting of four worksurfaces with support stiffeners, two end legs and one middle leg for shared condition between two side-by-side top sets.
- Quad packs may be extended with **extender kits** consisting of two worksurfaces with support stiffeners and one leg for shared condition between two side-by-side tops sets. Extender kits are to be installed in the middle position(s) sharing a leg between side-by-side top sets.



Freestanding Dual Sided Table Desks, 24"D

PRIVACY SCREENS

- 2.5" centre gap between dual sided table desks accommodates privacy screens.
- Privacy screens are available in fabric wrapped, laminate, acrylic and PET Felt options. Refer to Ionic privacy panels on pages 119-120.
- Recommend privacy screens be 6" shorter than the worksurfaces. For example, if worksurfaces are 60"W, use 54"W privacy panels.
- Adapter brackets are required to mount the privacy screens between dual sided table desks.

CABLE MANAGEMENT

- Wire cable management baskets are available to provide cable management and/or lay-in capability for power distribution solution.
- Cable baskets are to be installed on the underside centered between tops on dual sided table desks.

GROMMETS

- Tops for all kits are standard with no grommets.
- Optional grommets are available in standard worksurface locations. One position per kit may be specified; all tops in each kit ordered will have the same grommet position. Order as: **FOG1, FOG2 or FOG3. Add \$158** for freestanding (MLxxxxDST) and extender (MLxxxxDSE) dual sided table desks. **Add \$316** for quad pack dual sided table desks (MLxxxxDSQ).



- FOG grommet cap and sleeve may be removed on-site to accommodate Cove mini power unit MVCOVSM2B/S or MVCOVS1UB/S as an alternative to bring power and/or USB charging to the desktop (see page 133).

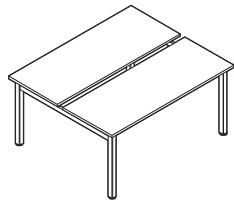
LAMINATE FINISHES

ACJ	Absolute Acajou	NBL	Noce Biondo
ASN	Asian Night	NGL	Noce Grigio
AWC	Avant Cherry	NEL	Noce Leggero
AWH	Avant Honey	NML	Noce Medio
CMB	Clear Maple	SKC	Shaker Cherry
DES	Dark Espresso	TWL	Tiger Walnut
DWT	Designer White	WHC	White Chocolate
HGT	Hayden Grey	WCR	Winter Cherry

BENCHING KITS	MODEL #	DIMENSIONS IN MM	WEIGHT LB KG	VOLUME FT <sup>3</sup> MT <sup>3</sup>	LIST PRICE
		<b>W x D x H</b>			
	ML4850DST	48 x 50.4 x 29 <i>1219 x 1280 x 737</i>	151 <i>68.49</i>	8.8 <i>0.24</i>	<b>\$1169</b>
	ML5450DST	54 x 50.4 x 29 <i>1372 x 1280 x 737</i>	161 <i>73.03</i>	9.1 <i>0.25</i>	<b>\$1221</b>
	ML6050DST	60 x 50.4 x 29 <i>1524 x 1280 x 737</i>	171 <i>77.56</i>	9.3 <i>0.26</i>	<b>\$1274</b>
	ML6650DST	66 x 50.4 x 29 <i>1676 x 1280 x 737</i>	181 <i>82.1</i>	9.6 <i>0.27</i>	<b>\$1328</b>
	ML7250DST	72 x 50.4 x 29 <i>1829 x 1280 x 737</i>	191 <i>86.64</i>	9.9 <i>0.28</i>	<b>\$1360</b>

Each kit includes two 24"D worksurfaces and pair of legs for freestanding dual sided table desk. Not to be used with extender table desks. Support stiffeners included are for end-to-end leg condition. Shipped easy to assemble in 3 cartons.

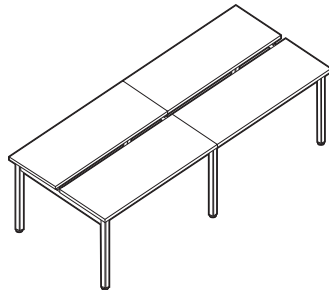
BENCHING KITS	MODEL #	DIMENSIONS IN MM	WEIGHT LB KG	VOLUME FT <sup>3</sup> MT <sup>3</sup>	LIST PRICE
---------------	---------	---------------------	-----------------	---	------------



**Freestanding Dual Sided Table Desks, 30"D**

	W x D x H			
ML4862DST	48 x 62.4 x 29 <i>1219 x 1585 x 737</i>	180 <i>81.65</i>	10.5 <i>0.29</i>	<b>\$1313</b>
ML5462DST	54 x 62.4 x 29 <i>1372 x 1585 x 737</i>	192 <i>87.09</i>	10.9 <i>0.3</i>	<b>\$1336</b>
ML6062DST	60 x 62.4 x 29 <i>1524 x 1585 x 737</i>	205 <i>92.99</i>	11.2 <i>0.31</i>	<b>\$1388</b>
ML6662DST	66 x 62.4 x 29 <i>1676 x 1585 x 737</i>	218 <i>98.88</i>	11.5 <i>0.32</i>	<b>\$1442</b>
ML7262DST	72 x 62.4 x 29 <i>1829 x 1585 x 737</i>	230 <i>104.33</i>	11.8 <i>0.33</i>	<b>\$1473</b>

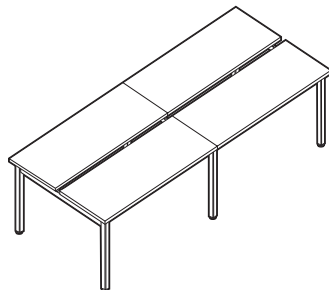
Each kit includes two 30"D worksurfaces and pair of legs for freestanding dual sided table desk. Not to be used with extender table desks. Support stiffeners included are for end-to-end leg condition. Shipped easy to assemble in 3 cartons.



**Quad Pack Dual Sided Table Desks, 24"D**

ML9650DSQ	96 x 50.4 x 29 <i>2438 x 1280 x 737</i>	275 <i>124.74</i>	12.6 <i>0.35</i>	<b>\$2146</b>
ML10850DSQ	108 x 50.4 x 29 <i>2743 x 1280 x 737</i>	295 <i>133.81</i>	12.9 <i>0.36</i>	<b>\$2252</b>
ML12050DSQ	120 x 50.4 x 29 <i>3048 x 1280 x 737</i>	315 <i>142.88</i>	13.2 <i>0.37</i>	<b>\$2359</b>
ML13250DSQ	132 x 50.4 x 29 <i>3353 x 1280 x 737</i>	335 <i>151.95</i>	13.4 <i>0.37</i>	<b>\$2466</b>
ML14450DSQ	144 x 50.4 x 29 <i>3658 x 1280 x 737</i>	355 <i>161.03</i>	13.7 <i>0.38</i>	<b>\$2529</b>

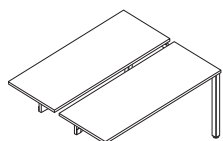
Four-pack dual sided table desks; each kit includes four 24"D worksurfaces, a pair of end legs and one middle leg to be shared between pairs of tops. Use as is for a four-station cluster or can be used with 50.4"D extender tables (MLxx50DSE) installed in the middle position. Support stiffeners included are for end-to-shared leg condition. Shipped easy to assemble in 6 cartons.



**Quad Pack Dual Sided Table Desks, 30"D**

ML9662DSQ	96 x 62.4 x 29 <i>2438 x 1585 x 737</i>	330 <i>149.69</i>	15.1 <i>0.42</i>	<b>\$2418</b>
ML10862DSQ	108 x 62.4 x 29 <i>2743 x 1585 x 737</i>	354 <i>160.57</i>	15.4 <i>0.43</i>	<b>\$2463</b>
ML12062DSQ	120 x 62.4 x 29 <i>3048 x 1585 x 737</i>	380 <i>172.37</i>	15.7 <i>0.44</i>	<b>\$2568</b>
ML13262DSQ	132 x 62.4 x 29 <i>3353 x 1585 x 737</i>	406 <i>184.16</i>	16 <i>0.45</i>	<b>\$2675</b>
ML14462DSQ	144 x 62.4 x 29 <i>3658 x 1585 x 737</i>	430 <i>195.04</i>	16.3 <i>0.46</i>	<b>\$2739</b>

Four-pack dual sided table desks; each kit includes four 30"D worksurfaces, a pair of end legs and one middle leg to be shared between pairs of tops. Use as is for a four-station cluster or can be used with 62.4"D extender tables (MLxx62DSE) installed in the middle position. Support stiffeners included are for end-to-shared leg condition. Shipped easy to assemble in 6 cartons.



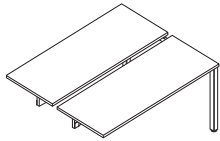
**Extender for Dual Sided Table Desks, 24"D**

ML4850DSE	48 x 50.4 x 29 <i>1219 x 1280 x 737</i>	124 <i>56.25</i>	5.9 <i>0.16</i>	<b>\$977</b>
ML5450DSE	54 x 50.4 x 29 <i>1372 x 1280 x 737</i>	134 <i>60.78</i>	6.2 <i>0.17</i>	<b>\$1030</b>
ML6050DSE	60 x 50.4 x 29 <i>1524 x 1280 x 737</i>	144 <i>65.32</i>	6.5 <i>0.18</i>	<b>\$1084</b>
ML6650DSE	66 x 50.4 x 29 <i>1676 x 1280 x 737</i>	154 <i>69.85</i>	6.7 <i>0.18</i>	<b>\$1137</b>
ML7250DSE	72 x 50.4 x 29 <i>1829 x 1280 x 737</i>	164 <i>74.39</i>	6.9 <i>0.19</i>	<b>\$1170</b>

Each kit includes two 24"D worksurfaces and one leg for shared condition, to be used with quad packs MLxx50DSQ to extend the number of workstations. No limit to the number of extender packs that can be joined together. Support stiffeners included are for shared middle leg condition. Extender kits are not to be installed in an end position. Shipped easy to assemble in 3 cartons.

**BENCHING KITS**      **MODEL #**      **DIMENSIONS** <sup>IN</sup>/<sub>MM</sub>      **WEIGHT** <sup>LB</sup>/<sub>KG</sub>      **VOLUME** <sup>FT</sup><sup>3</sup>/<sub>MT</sub><sup>3</sup>      **LIST PRICE**

W x D x H




**Extender for Dual Sided Table Desks, 30"D**

ML4862DSE	48 x 62.4 x 29 <i>1219 x 1585 x 737</i>	150 <i>68.04</i>	7.2 <i>0.2</i>	<b>\$1105</b>
ML5462DSE	54 x 62.4 x 29 <i>1372 x 1585 x 737</i>	162 <i>73.48</i>	7.5 <i>0.21</i>	<b>\$1123</b>
ML6062DSE	60 x 62.4 x 29 <i>1524 x 1585 x 737</i>	175 <i>79.38</i>	7.8 <i>0.22</i>	<b>\$1180</b>
ML6662DSE	66 x 62.4 x 29 <i>1676 x 1585 x 737</i>	188 <i>85.28</i>	8.1 <i>0.22</i>	<b>\$1233</b>
ML7262DSE	72 x 62.4 x 29 <i>1829 x 1585 x 737</i>	200 <i>90.72</i>	8.4 <i>0.23</i>	<b>\$1266</b>

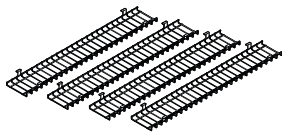
Each kit includes two 30"D worksurfaces and one leg for shared condition, to be used with quad packs MLxx62DSQ to extend the number of workstations. No limit to the number of extender packs that can be joined together. Support stiffeners included are for shared middle leg condition. Extender kits are not to be installed in an end position. Shipped easy to assemble in 3 cartons.

**BENCHING ACCESSORIES**



**Set of 2**

ML48WCB2	40 x 8 x 1 <i>1016 x 203 x 25</i>	3.6 <i>1.63</i>	0.32 <i>0.01</i>	<b>\$323</b>
ML54WCB2	46 x 8 x 1 <i>1168 x 203 x 25</i>	4.3 <i>1.95</i>	0.37 <i>0.01</i>	<b>\$354</b>
ML60WCB2	52 x 8 x 1 <i>1321 x 203 x 25</i>	4.8 <i>2.18</i>	0.41 <i>0.01</i>	<b>\$396</b>
ML66WCB2	58 x 8 x 1 <i>1473 x 203 x 25</i>	5.3 <i>2.4</i>	0.46 <i>0.01</i>	<b>\$415</b>
ML72WCB2	64 x 8 x 1 <i>1626 x 203 x 25</i>	5.9 <i>2.68</i>	0.51 <i>0.01</i>	<b>\$447</b>

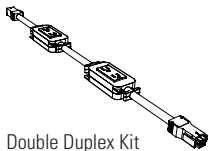


**Set of 4**

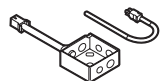
ML48WCB4	40 x 8 x 1 <i>1016 x 203 x 25</i>	7.2 <i>3.27</i>	0.64 <i>0.01</i>	<b>\$605</b>
ML54WCB4	46 x 8 x 1 <i>1168 x 203 x 25</i>	8.6 <i>3.9</i>	0.73 <i>0.02</i>	<b>\$652</b>
ML60WCB4	52 x 8 x 1 <i>1321 x 203 x 25</i>	9.6 <i>4.35</i>	0.83 <i>0.02</i>	<b>\$737</b>
ML66WCB4	58 x 8 x 1 <i>1473 x 203 x 25</i>	10.6 <i>4.81</i>	0.92 <i>0.02</i>	<b>\$762</b>
ML72WCB4	64 x 8 x 1 <i>1626 x 203 x 25</i>	11.8 <i>5.35</i>	1.02 <i>0.02</i>	<b>\$824</b>

**Wire Management Cable Baskets**

Model number indicates width of worksurface to be used with. Basket is 8" smaller than the top width. Black only. Includes spring steel mounting brackets, allowing basket to swing down from either side for easy access. Shipped easy to assemble in 1 carton.



Double Duplex Kit



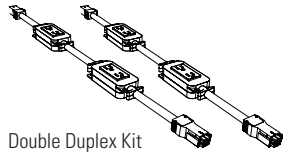
Single-Circuit 3-Prong Feed

**Double Duplex Kit w/Infeed for Freestanding Dual Sided Table Desk Kits**

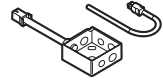
MLDD48DST	168 x 4 x 2 <i>4267 x 102 x 51</i>	8.4 <i>3.81</i>	2.25 <i>0.06</i>	<b>\$420</b>
MLDD54DST	174 x 4 x 2 <i>4420 x 102 x 51</i>	8.5 <i>3.86</i>	2.25 <i>0.06</i>	<b>\$426</b>
MLDD60DST	180 x 4 x 2 <i>4572 x 102 x 51</i>	8.7 <i>3.95</i>	2.25 <i>0.06</i>	<b>\$433</b>
MLDD66DST	186 x 4 x 2 <i>4724 x 102 x 51</i>	8.9 <i>4.04</i>	2.25 <i>0.06</i>	<b>\$438</b>
MLDD72DST	192 x 4 x 2 <i>4877 x 102 x 51</i>	9.1 <i>4.13</i>	2.25 <i>0.06</i>	<b>\$444</b>

Each duplex kit includes jumper with two duplex outlets and infeed. Single circuit only, 15 amp service. Maximum of 12 duplex receptacles per infeed (24 outlets). Prior to use, confirm amperage required based on intended equipment use. Infeed to be hardwired by certified electrician. Use with freestanding dual sided table desks MLxxDST. Model number indicates width of dual sided table desk to be used with. Lay-in capability using wire cable management baskets. Shipped easy to assemble in 1 cartons.

**BENCHING ACCESSORIES**      **MODEL #**      **DIMENSIONS** <sup>IN</sup>/<sub>MM</sub>      **WEIGHT** <sup>LB</sup>/<sub>KG</sub>      **VOLUME** <sup>FT<sup>3</sup></sup>/<sub>MT<sup>3</sup></sub>      **LIST PRICE**



Double Duplex Kit

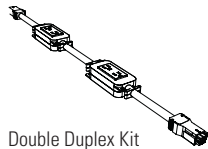


Single-Circuit 3-Prong Feed

**Quad Duplex Kit w/Infeed for Quad Pack Dual Sided Table Desk Kits**

Each quad duplex kit includes two jumper with two duplex outlets and infeed. Single circuit only, 15 amp service. Maximum of 12 duplex receptacles per infeed (24 outlets). Prior to use, confirm amperage required based on intended equipment use. Infeed to be hardwired by certified electrician. Use with quad pack dual sided table desks MLxxDSQ. Model number indicates width of dual sided table desk to be used with. Lay-in capability using wire cable management baskets. Shipped easy to assemble in 1 cartons.

	W x D x H			
MLDD48DSQ	216 x 4 x 2 5486 x 102 x 51	10.7 4.85	4.5 0.12	<b>\$615</b>
MLDD54DSQ	228 x 4 x 2 5791 x 102 x 51	10.9 4.94	4.5 0.12	<b>\$625</b>
MLDD60DSQ	240 x 4 x 2 6096 x 102 x 51	11.3 5.13	4.5 0.12	<b>\$637</b>
MLDD66DSQ	252 x 4 x 2 6401 x 102 x 51	11.7 5.31	4.5 0.12	<b>\$650</b>
MLDD72DSQ	264 x 4 x 2 6706 x 102 x 51	12.1 5.49	4.5 0.12	<b>\$661</b>



Double Duplex Kit

**Extender Duplex Kit for Extender Dual Sided Table Desk Kits**

Each extender duplex kit includes jumper with two duplex outlets. Single circuit only, 15 amp service. Maximum of 12 duplex receptacles per infeed (24 outlets). Prior to use, confirm amperage required based on intended equipment use. Use with quad duplex kits and extender dual sided table desks MLxxDSE. Model number indicates width of dual sided table desk to be used with. Lay-in capability using wire cable management baskets. Shipped easy to assemble in 1 carton.

MLDD48DSE	48 x 2 x 2 1219 x 51 x 51	2.3 1.04	2.25 0.06	<b>\$193</b>
MLDD54DSE	54 x 2 x 2 1372 x 51 x 51	2.4 1.09	1.5 0.04	<b>\$199</b>
MLDD60DSE	60 x 2 x 2 1524 x 51 x 51	2.6 1.18	2.25 0.06	<b>\$205</b>
MLDD66DSE	66 x 2 x 2 1676 x 51 x 51	2.8 1.27	1.5 0.04	<b>\$212</b>
MLDD72DSE	72 x 2 x 2 1829 x 51 x 51	3 1.36	2.25 0.06	<b>\$217</b>

**Set of 2**

MVLPPAB2	6 x 1.7 x 1 152 x 43 x 25	1 0.45	0.1 0.03	<b>\$40</b>
----------	------------------------------	-----------	-------------	-------------

**Set of 3**

MVLPPAB3	6 x 1.7 x 1 152 x 43 x 25	1.3 0.59	0.1 0.03	<b>\$59</b>
----------	------------------------------	-------------	-------------	-------------

**Set of 4**

MVLPPAB4	6 x 1.7 x 1 152 x 43 x 25	1.8 0.82	0.1 0.03	<b>\$79</b>
----------	------------------------------	-------------	-------------	-------------



**Privacy Screen Adapter Brackets**

Use with undermount privacy screens to upmount privacy screens between dual sided table desks. For Ionic privacy panels, see pages 119-120. Number of adapter brackets required should correspond with the number of clamps included with privacy screen; varies by width.

PANELS

GENERAL INFORMATION

- An innovative and economical tool for creating efficient workspace surrounds, and freestanding or mobile dividers.
- Minimal components offering maximum flexibility that are simple to specify and easy to install.
- Self-leveling connectors accommodate any angle including 90°, 120°, T and X connections. Off module connectors are also available for mid span connections.
- Sleek simple aesthetic - only 1.3" thick overall.
- Painted Aluminum frame with fabric upholstered inserts.
- Three standard panel sizes with separate hardware kits to accommodate various workplace needs.
- Foot kits are available to create freestanding or mobile divider applications.

FINISHES

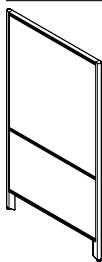
Panel frame, flat foot and mobile foot

- BLK Black
- DWT Designer White
- TUN Tungsten

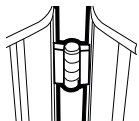
Fabric

- LL14 Blue Mist
- LL12 Caramel Cream
- LL37 Cinder
- LL36 Granite
- LL11 Medium Taupe
- LL38 Sandstone
- LL35 Spray

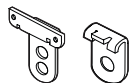
PANELS + ACCESSORIES



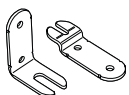
Panel - Fabric Top and Bottom



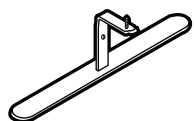
Panel Connecting Hinge Kit



Off Module Connector



Wall Adapter



Freestanding Foot Kit

MODEL #	DIMENSIONS <sup>IN</sup> <sub>MM</sub>	WEIGHT <sup>LB</sup> <sub>KG</sub>	VOLUME <sup>FT<sup>3</sup></sup> <sub>MT<sup>3</sup></sub>	LIST PRICE
	<b>W x D x H</b>			
ML6636FFP	36 x 1.3 x 66 <i>914 x 33 x 1676</i>	35 <i>15.88</i>	3 <i>0.08</i>	<b>\$565</b>
ML6648FFP	48 x 1.3 x 66 <i>1219 x 33 x 1676</i>	47 <i>21.32</i>	3.9 <i>0.11</i>	<b>\$628</b>
ML6660FFP	60 x 1.3 x 66 <i>1524 x 33 x 1676</i>	59 <i>26.76</i>	4.9 <i>0.13</i>	<b>\$684</b>

Specify fabric and frame finish.

1.3" thick overall. Painted aluminum frame with fabric upholstered inserts. 4" raised bottom for ease of cleaning. Shipped easy to assemble in 1 carton.

MLPCHK	5 x 0.75 x 3 <i>127 x 19 x 76</i>	0.17 <i>0.08</i>	0.01 -	<b>\$45</b>
--------	--------------------------------------	---------------------	-----------	-------------

3 hinges and connecting hardware in each kit. One kit required per every 2 panels being connected. Zinc finish only.

MLOMCP	3 x 2 x 4 <i>76 x 51 x 102</i>	1 <i>0.45</i>	0.01 -	<b>\$54</b>
--------	-----------------------------------	------------------	-----------	-------------

Connect two panels perpendicular to one another to create a T configuration anywhere along mid span. Bolt top and bottom to vertical then connects to top and bottom rail of adjacent panel. Fasteners included. Specify finish to match panel frame.

MLPPWA	1.5 x 2.5 x 4 <i>38 x 64 x 102</i>	1 <i>0.45</i>	0.08 -	<b>\$50</b>
--------	---------------------------------------	------------------	-----------	-------------

Wall adapter to start a run of panels affixed to the wall. Bolt to panel in place of universal hinged connector. Keyhole openings to slide over fasteners which are to be preinstalled to the wall. Mounting hardware to affix to wall not included; installer must determine fasteners based on type of wall material securing to.

Flat foot, single pack

MLSFFKP	20 x 2 x 6 <i>508 x 51 x 152</i>	3.5 <i>1.59</i>	0.28 <i>0.01</i>	<b>\$90</b>
---------	-------------------------------------	--------------------	---------------------	-------------

Flat foot, pack of 2

MLDFFKP	20 x 2 x 6 <i>508 x 51 x 152</i>	6.96 <i>3.16</i>	0.28 <i>0.01</i>	<b>\$179</b>
---------	-------------------------------------	---------------------	---------------------	--------------

Sold individually or in pairs. Flat feet do not have levelers. Use to create a freestanding dividers that do not require leveling adjustment. Specify finish to match panel frame.

PANELS	MODEL #	DIMENSIONS <sup>IN</sup> <sub>MM</sub>	WEIGHT <sup>LB</sup> <sub>KG</sub>	VOLUME <sup>FT<sup>3</sup></sup> <sub>MT<sup>3</sup></sub>	LIST PRICE
--------	---------	--	------------------------------------	--	------------

W x D x H

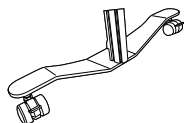
**Mobile foot, single pack**

MLSCFKP	20 x 2 x 6	3.9	0.28	<b>\$119</b>
	508 x 51 x 152	1.77	0.01	

**Mobile foot, pack of 2**

MLDCFKP	20 x 2 x 6	7.7	0.28	<b>\$238</b>
	508 x 51 x 152	3.49	0.01	

Sold individually or in pairs. Use to create a mobile divider. Black dual wheel locking casters. Specify finish to match panel frame.



**Mobile Foot Kit**





**GENERAL INFORMATION**

- Pashley's tapered angled legs offer a mid-century vibe and adapts well to small office or home office with commercial grade performance.
- Simplicity and elegance supported with superior strength and stability.
- 1" thick thermally fused laminate worksurfaces.
- 15 standard worksurface finishes to choose from.
- Easy to assemble.
- Meets applicable ANSI/BIFMA x5.5 standards.
- Laminate tops backed by Global's Lifetime Warranty.
- Greenguard Certified.

**CONSTRUCTION**

- Tops are made from 45 lb. density particle board covered with thermally fused laminate on both sides with 2mm matching edge band.
- Welded metal legs with mechanically connected frame.
- Legs and frames finished in a highly durable powder coated paint finish.
- Leveling glides included.

**SPECIAL SIZES**

- Custom sizes are not available.

**FINISH - METAL LEGS**

- Available in flat Pearl color only.

**FINISHES - TOPS**

- Available in the following standard colors with no upcharge:

ACJ	Absolute Acajou	NBL	Noce Biondo
ASN	Asian Night	NGL	Noce Grigio
AWC	Avant Cherry	NEL	Noce Leggero
AWH	Avant Honey	NML	Noce Medio
CMB	Clear Maple	TWL	Tiger Walnut
DES	Dark Espresso	WHC	White Chocolate
DWT	Designer White	WCR	Winter Cherry
HGT	Hayden Grey		

TABLE DESKS	MODEL #	DIMENSIONS <sup>IN</sup> <sub>MM</sub>	WEIGHT <sup>LB</sup> <sub>KG</sub>	VOLUME <sup>FT<sup>3</sup></sup> <sub>MT<sup>3</sup></sub>	LIST PRICE
		<b>W x D x H</b>			
	<b>24" deep</b>				
	ML48240GD	48 x 24 x 29.5 <i>1219 x 610 x 749</i>	75.9 <i>34.43</i>	4.7 <i>0.13</i>	<b>\$728</b>
	ML60240GD	60 x 24 x 29.5 <i>1524 x 610 x 749</i>	84.7 <i>38.42</i>	5.1 <i>0.14</i>	<b>\$847</b>
	ML72240GD	72 x 24 x 29.5 <i>1829 x 610 x 749</i>	92.7 <i>42.05</i>	5.45 <i>0.15</i>	<b>\$932</b>
	<b>30" deep</b>				
	ML48300GD	48 x 30 x 29.5 <i>1219 x 762 x 749</i>	93.7 <i>42.5</i>	5.7 <i>0.16</i>	<b>\$828</b>
	ML60300GD	60 x 30 x 29.5 <i>1524 x 762 x 749</i>	105.5 <i>47.85</i>	6.3 <i>0.17</i>	<b>\$935</b>
	ML72300GD	72 x 30 x 29.5 <i>1829 x 762 x 749</i>	115.5 <i>52.39</i>	6.7 <i>0.18</i>	<b>\$1037</b>

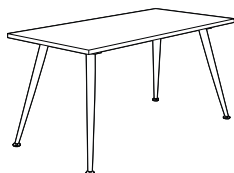


Table Desk

Freestanding table desk with metal support frame and angled legs. Shipped easy to assemble in 3 cartons.

**GENERAL INFORMATION**

- Lite-Lift II is ideal for applications that require a lightweight and easy to clean table. It is THE economical, durable, multi-purpose table.
- Meets applicable ANSI/BIFMA standards.
- Greenguard Certified.

**CONSTRUCTION**

- Lightweight.
- Polyethylene surface with UV protection.
- Shock-proof.
- Constructed to withstand heavy loads.
- Suitable for outdoor use.
- Solid welded joints, nuts and bolts.
- Powder coated 1.125" diameter steel legs. Textured Charcoal epoxy coated (TC).
- Perforated underside surface allows for non-warping.
- Individual polypropylene clip to hold the leg in position when folded. Solid and durable fastening device.

**FINISHES**

- Oyster Grey only.

FOLDING TABLES



Rectangular Folding Table



Round Folding Table

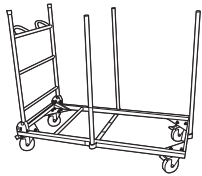
MODEL #	DIMENSIONS <sup>IN</sup> <sub>MM</sub>	WEIGHT <sup>LB</sup> <sub>KG</sub>	VOLUME <sup>FT<sup>3</sup></sup> <sub>MT<sup>3</sup></sub>	LIST PRICE
MVLFRT48	48 x 24 x 29.25 <i>1219 x 610 x 743</i>	23 <i>10.43</i>	1.57 <i>0.04</i>	<b>\$206</b>
MVLFRT60	60 x 30 x 29.25 <i>1524 x 762 x 743</i>	30 <i>13.61</i>	2.43 <i>0.06</i>	<b>\$275</b>
MVLFRT72	72 x 30 x 29.25 <i>1829 x 762 x 743</i>	36 <i>16.33</i>	2.91 <i>0.08</i>	<b>\$289</b>
MVLFRT96	96 x 30 x 29.25 <i>2438 x 762 x 743</i>	50 <i>22.68</i>	3.87 <i>0.1</i>	<b>\$445</b>

Durable high impact polypropylene top. 1.125" diameter steel legs finished in a scuff-resistant, textured Charcoal epoxy coating. Lightweight, easy to clean and simple to fold and store. Easy lock leg brace for added stability. Shipped assembled in 1 carton.

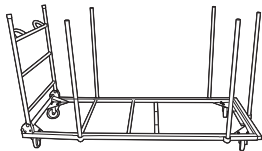
MVLFRT48D	48 x 48 x 29.25 <i>1219 x 1219 x 743</i>	31 <i>14.06</i>	3.26 <i>0.09</i>	<b>\$331</b>
MVLFRT60D	60 x 60 x 29.25 <i>1524 x 1524 x 743</i>	47 <i>21.32</i>	5.6 <i>0.15</i>	<b>\$529</b>

Durable high impact polypropylene top. 1.125" diameter steel legs finished in a scuff-resistant, textured Charcoal epoxy coating. Lightweight, easy to clean and simple to fold and store. Easy lock leg brace for added stability. Shipped assembled in 1 carton.

TABLE DOLLIES



Dolly for 48" Rectangular Folding Table



Dolly for 60", 72" and 96" Rectangular Folding Table



Dolly for 48" and 60" Round Folding Table

OTG11840	24.5 x 52 x 45.25 <i>622 x 1321 x 1149</i>	52.5 <i>23.81</i>	5.5 <i>0.15</i>	<b>\$491</b>
----------	---	----------------------	--------------------	--------------

Dolly for stacking and moving 48" Rectangular Folding Table (MLFRT48). 1.125" steel tubing. Textured Charcoal epoxy coating. Tables lay horizontally on dolly. Maximum capacity is 20 tables.

OTG11841	30.25 x 75.75 x 45.25 <i>768 x 1924 x 1149</i>	76 <i>34.47</i>	9.25 <i>0.26</i>	<b>\$696</b>
----------	---	--------------------	---------------------	--------------

Dolly for stacking and moving 60", 72" and 96" Rectangular Folding Tables (MLFRT60, MLFRT72 and MLFRT96). 1.125" steel tubing. Textured Charcoal epoxy coating. Tables lay horizontally on dolly.  
MLFRT60 - Maximum capacity is 20 tables.  
MLFRT72 - Maximum capacity is 20 tables.  
MLFRT96 - Maximum capacity is 18 tables.

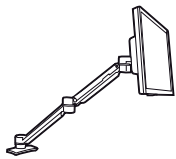
OTG11842	32.75 x 52 x 40.25 <i>832 x 1321 x 1022</i>	76 <i>34.47</i>	5.5 <i>0.15</i>	<b>\$600</b>
----------	--	--------------------	--------------------	--------------

Dolly for stacking and moving 48" and 60" Round Folding Tables (MVLFRT48D and MVLFRT60D). 1.125" steel tubing. Textured Charcoal epoxy coating. Tables stand vertically on dolly.  
MVLFRT48D - Maximum capacity is 15 tables.  
MVLFRT60D - Maximum capacity is 12 tables.

MVL monitor arms  
MVL keyboard supports  
Accessories  
Power and data

# Accessories

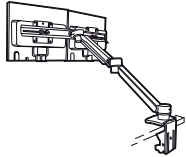
**MONITOR ARMS**



**Single Monitor Double Extension w/Height Adjustment**

MODEL #	DIMENSIONS <sup>IN</sup> <sub>MM</sub>	WEIGHT <sup>LB</sup> <sub>KG</sub>	VOLUME <sup>FT<sup>3</sup></sup> <sub>MT<sup>3</sup></sub>	LIST PRICE
MVL1SDEH	4.75 x 4.23-26 x 19.5 121 x 107-660 x 495	8 3.63	0.72 0.02	<b>\$328</b>

Single monitor arm provides 26" of reach with 13" of usable height adjustment. Quick connect option for mounting monitor with standard VESA standards. Pole-less arm monitor provides a clean design and folds into a 4 3/8" area for more desk space. Enclosed cable manager. 360° swivel. Can accommodate monitors up to 14 lbs. Attach to any standard 1" to 1.5" thick surface with flush edge by a desk clamp or through a grommet. Available in **Silver** only.

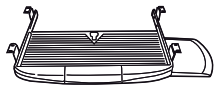


**Dual Monitor Double Extension w/Height Adjustment**

MVL2SDEH	22 x 5.95-26 x 17.5 559 x 151-660 x 445	9.4 4.26	1.57 0.04	<b>\$451</b>
----------	--	-------------	--------------	--------------

Dual monitor arm provides 26" of reach with 13" of usable height adjustment. Quick connect option for mounting monitor with standard VESA standards. Counterbalanced spring technology allows for 2 to 20 lbs. load (max 10 lbs. per screen). Dual cross bar holds monitors up to 22" in horizontal width each. Enclosed cable manager. Tool-less clamp installation makes assembly quick and easy. Attach to any standard 1" to 1.5" thick surface with flush edge by a desk clamp or through a grommet. Available in **Silver** only.

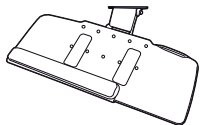
**KEYBOARD SUPPORTS**



**Keyboard Drawer**

MVLKBT	20.6 x 12.5 x 4 523 x 318 x 102	4.78 2.17	0.42 0.01	<b>\$164</b>
--------	------------------------------------	--------------	--------------	--------------

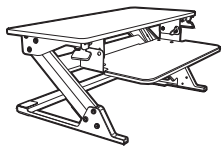
Mounts on two low friction ball bearing slides for storage below workstation. Pull-out mouse tray (mountable left or right). Palm rest/pen compartment. Keyboard platform accommodates standard and ergonomic shaped keyboards. **Requires 17" of depth clearance** under the surface for installation.



**Articulating Keyboard Package**

MVLKP01	27.5 x 11.5 x 1 699 x 292 x 25	13.6 6.17	0.93 0.02	<b>\$348</b>
---------	-----------------------------------	--------------	--------------	--------------

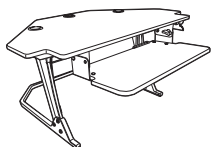
Package includes articulating arm and 27" HDPE tray. Arm has a soft touch knob for simultaneous height and tilt adjustment. Low profile design with 360° swivel. HDPE tray has a removable palm rest and includes a mouse fence with cable manager. Tray comes with anti-slip strips. **Requires 18" of depth clearance** under the surface for installation.



**Desktop Sit-Stand Workstation**

MVL5230B0	35.4 x 23.2 x 6.2 899 x 589 x 157	47 21.32	4.8 0.13	<b>\$1088</b>
-----------	--------------------------------------	-------------	-------------	---------------

Easily fits onto a 24" or deeper worksurface. Supports up to 35 lbs. Keyboard surface tilts from -10°/+10°. Infinite pneumatic height adjustment. Primary surface can be extended 20" above the desk. Black frame and surface. Comes with grommet for cord management. No tools required for installation.

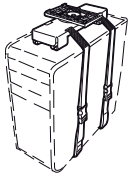


**Corner Desktop Sit-Stand Workstation**

MVL5230B5	42 x 38 x 6.2 1067 x 965 x 157	55 24.95	9.3 0.26	<b>\$1429</b>
-----------	-----------------------------------	-------------	-------------	---------------

Easily fits onto a 24" or deeper corner worksurface. Supports up to 35 lbs. Keyboard surface tilts from -10°/+10°. Infinite pneumatic height adjustment. Primary surface can be extended 20" above the desk. Black frame and surface. Comes with grommet for cord management. No tools required for installation.

ACCESSORIES MODEL # DIMENSIONS <sup>IN</sup>/<sub>MM</sub> WEIGHT <sup>LB</sup>/<sub>KG</sub> VOLUME <sup>FT<sup>3</sup></sup>/<sub>MT<sup>3</sup></sub> LIST PRICE



CPU Holder Dual Strap

	W x D x H			
MVLCPU	4 x 11 x 1.5	4	0.39	\$156
	102 x 279 x 38	1.81	0.01	

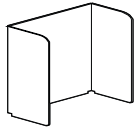
CPU slides on a 17" track and swivels to allow full accessibility and easy storage. Straps adjust and fasten with buckles for simple installation. Accommodates CPU's weighing up to 30 lbs. and measuring 64" in perimeter. **Requires 17" of depth clearance** under the surface for installation.



Four-Position Footrest

MVLFR	15.7 x 13.7 x 5.1	3.7	0.52	\$133
	399 x 348 x 130	1.68	0.01	

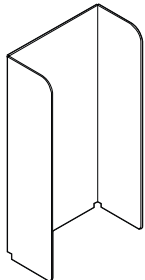
Folding support legs provide tilt angles of 6°, 12°, 16° and 25°. Anti-fatigue rubber surface. Platform surface of 15.7" x 10". Available in Black with Grey accents.



Desktop Short Partition

MLDTP3224	31.5 x 15.5 x 23.5	7	0.5	\$243
	800 x 394 x 597	3.18	0.01	

Lightweight freestanding desktop partition. Move wherever you need to provide a focus space. 9mm thick PET Felt, no hardware connections. Folds flat for storage when not in use. Ships in two pieces with a puzzle-like joint. Easy to assemble.



Floor Standing Tall Partition

MLFSP3260	31.5 x 15.5 x 60	13	1.2	\$729
	800 x 394 x 1524	5.9	0.03	

Lightweight freestanding floor partition. Move wherever you need to provide a focus space. 9mm thick PET Felt, no hardware connections. Folds flat for storage when not in use. Ships in two pieces with a puzzle-like joint. Easy to assemble.


POWER / DATA



Power/Data Block

MVLPDM	6.5 x 3.5 x 2.8	2	0.1	\$254
	165 x 89 x 71	0.91	-	

Worksurface power and data module. Two power receptacles and two data receptacles. 9' cord. Worksurface cut-out must be done on-site by installer to accept MVLPDM. Template for cut-out provided. Available in **Black** only.



Mini Power Block

MVCOVSM2B	2.25 x 3.75 x 3.12	2.35	0.5	\$297
MVCOVSM2S	2.25 x 3.75 x 3.12	2.35	0.5	\$297

Designed to retrofit into an existing grommet cut-out to bring power to the desktop. Fits in 3.27" x 1.9" cut-out (FOG, POG) and mounts to 0.5" to 2" thick surface. Includes two 12A, 120 VAC spill resistant power receptacles. 9' power cord with 90° flat plug with 45° rotation. ETL listed. Available in Black (**B**) or Silver (**S**) as indicated by last character of model number.

**POWER DATA      MODEL #      DIMENSIONS <sup>IN</sup>/<sub>MM</sub>      WEIGHT <sup>LB</sup>/<sub>KG</sub>      VOLUME <sup>FT<sup>3</sup></sup>/<sub>MT<sup>3</sup></sub>      LIST PRICE**



**Mini Power/USB Block**

	<b>W x D x H</b>			
MVCOVS1UB	2.25 x 3.75 x 3.12	2.35	0.5	<b>\$468</b>
MVCOVS1US	2.25 x 3.75 x 3.12	2.35	0.5	<b>\$468</b>

Designed to retrofit into an existing grommet cut-out to bring power to the desktop. Fits in 3.27" x 1.9" cut-out (FOG, POG) and mounts to 0.5" to 2" thick surface. Includes one 12A, 120 VAC spill resistant power receptacle and two 2.1A (11W) USB charging ports. 9' power cord with 90° flat plug with 45° rotation. ETL listed. Available in Black (**B**) or Silver (**S**) as indicated by last character of model number.



**Surface Mounted Power Module**

MVLDK1000	4.13 x 2.16 x 2.28	2.5	1.7	<b>\$222</b>
	105 x 55 x 58	1.13	-	

Above surface or below surface mounted module with one power outlet and two 2.1 amp USB ports. Includes 10' power cord. Available in **Black** only.

MVL1900 lateral files

MVL25 vertical files

MVLPED pedestals

MVLSTOR storage cabinets

# Filing





#### GENERAL INFORMATION

- Commercial quality lateral files.
- Keylock included with removable core.
- Lock bars on both sides of cabinet for increased security.
- Standard with counterweights.
- Leveling glides included.
- All drawer fronts feature a recessed angled full pull.
- 5 high lateral file - top opening has a receding door and roll-out shelf, four lower drawers have fixed fronts.
- Side-to-side hanging file bars are included and installed.
- Files bars can be positioned for letter/legal materials filing.
- All drawers feature ball bearing suspension.
- Coated with environmentally friendly, recyclable paint, electrostatically applied for a durable finish.
- Meets applicable ANSI/BIFMA standards.
- Canadian made with a Lifetime Warranty.
- Greenguard Certified.

#### CONSTRUCTION

- Fully welded seamless corners with internal steel corner gussets increase strength and rigidity.
- Key locks are random and cannot be specified.
- Positive interlocking system allows only one drawer to open at a time.
- Full extension ball bearing suspensions with a built-in feature to prevent drawer bounce back.
- Four adjustable leveling glides are easily accessible from inside or outside of the cabinet for quick and proper installation.
- Counterweights are included in 1 ½, 2, 3 and 4 high cabinets. 5 high cabinet is counterbalanced and does not need additional counterweights.
- Inside clearance of 12" openings is 11 ¼" high.

#### FINISHES


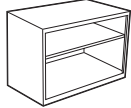


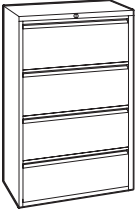
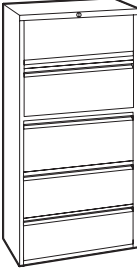
- MVL1900 lateral files are available in Black (BLK), Designer White (DWT), Grey (GRY) and Nevada (NEV) finishes.
- Available in all other Global standard colors at no upcharge, minimum order of 10 pieces (visit [officestogo.com](http://officestogo.com) to see Global colors). 3-week lead time.
- An upcharge of 10% will apply to Metallic, Mica, Tungsten and special White finishes.

#### ACCESSORIES

- Lateral file laminate top
- Low storage cushions for 1 ½" high units
- Mobile lateral kit
- Front-to-back file bars
- Side-to-side file bars
- Plate dividers
- Extra keys

#### SHIPPING

- MVL1900 lateral files are shipped fully assembled.

LATERAL FILES	MODEL #	DIMENSIONS <sup>IN</sup> <sub>MM</sub>	WEIGHT <sup>LB</sup> <sub>KG</sub>	VOLUME <sup>FT<sup>3</sup></sup> <sub>MT<sup>3</sup></sub>	LIST PRICE
 <p><b>1 1/2 Drawer High Lateral Cabinet</b></p>	M1930PXB	30 x 19.25 x 21.25 <i>762 x 489 x 540</i>	117 <i>53.07</i>	9.5 <i>0.26</i>	<b>\$724</b>
	M1936PXB	36 x 19.25 x 21.25 <i>914 x 489 x 540</i>	127 <i>57.61</i>	11.25 <i>0.31</i>	<b>\$752</b>
 <p><b>1 1/2 Open Shelf</b></p>	M19301XSN	30 x 19.25 x 21.25 <i>762 x 489 x 540</i>	50 <i>22.68</i>	9.5 <i>0.26</i>	<b>\$485</b>
	M19361XSN	36 x 19.25 x 21.25 <i>914 x 489 x 540</i>	56 <i>25.4</i>	11.25 <i>0.31</i>	<b>\$521</b>
 <p><b>2 Drawer High Lateral Cabinet</b></p>	MVL1936P2	36 x 19.25 x 27.31 <i>914 x 489 x 694</i>	124 <i>56.25</i>	14.6 <i>0.41</i>	<b>\$790</b>
 <p><b>3 Drawer High Lateral Cabinet</b></p>	MVL1936P3	36 x 19.25 x 39.06 <i>914 x 489 x 992</i>	149 <i>67.59</i>	15.67 <i>0.44</i>	<b>\$1094</b>
 <p><b>4 Drawer High Lateral Cabinet</b></p>	MVL1936P4	36 x 19.25 x 52.06 <i>914 x 489 x 1322</i>	179 <i>81.19</i>	20.88 <i>0.59</i>	<b>\$1358</b>
 <p><b>5 Drawer High Lateral Cabinet</b></p>	MVL1936P5	36 x 19.25 x 66.56 <i>914 x 489 x 1691</i>	204 <i>92.53</i>	33.4 <i>0.94</i>	<b>\$1798</b>

One 6" high fixed front drawer, one 12" high fixed front drawer. Inside drawer clearance: 5 1/8" high and 11 1/4" high respectively. Recessed angled full pulls. Side-to-side file bars, counterweights, levelers and lock included. Shipped assembled in 1 carton.

21 1/4" high open shelf, 18" high inside clearance with one 2-position adjustable shelf. Levelers included. Shipped assembled in 1 carton.

**36" wide.** Two 12" opening fixed front drawers. Recessed angled full pulls. Side-to-side file bars, counterweights and lock included. Shipped assembled in 1 carton.

**36" wide.** Three 12" opening fixed front drawers. Recessed angled full pulls. Side-to-side file bars, counterweights and lock included. Shipped assembled in 1 carton.

**36" wide.** Four 12" opening fixed front drawers. Recessed angled full pulls. Side-to-side file bars, counterweights and lock included. Shipped assembled in 1 carton.

**36" wide.** Top opening has a 12" receding door and roll-out shelf. Four lower openings have 12" opening fixed front drawers. Recessed angled full pulls. Side-to-side file bars, counterweights and lock included. Shipped assembled in 1 carton.

**LATERAL FILES**      **MODEL #**      **DIMENSIONS** <sup>IN</sup>/<sub>MM</sub>      **WEIGHT** <sup>LB</sup>/<sub>KG</sub>      **VOLUME** <sup>FT<sup>3</sup></sup>/<sub>MT<sup>3</sup></sub>      **LIST PRICE**

W x D x H

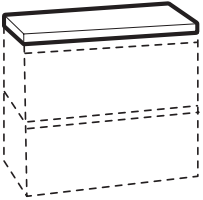


**Mobile 2 High Lateral File**

MVL1936M2	36 x 19.25 x 30 914 x 489 x 762	130 58.97	14.77 0.41	<b>\$998</b>
-----------	------------------------------------	--------------	---------------	--------------

**36" wide.** Consists of MVL1936P2 (Two Drawer High Lateral File) plus MVLMLK (Mobile Lateral Kit). Shipped assembled in 2 cartons.

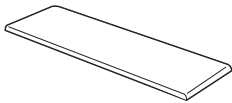
**MVL1900 ACCESSORIES**



**Top For 19.25"D Storage Unit**

ML7219LT	72 x 19.25 x 1 1829 x 489 x 25	33 14.97	1.81 0.05	<b>\$168</b>
ML6619LT	66 x 19.25 x 1 1676 x 489 x 25	30 13.61	1.67 0.04	<b>\$162</b>
ML6019LT	60 x 19.25 x 1 1524 x 489 x 25	28 12.7	1.53 0.04	<b>\$158</b>
ML3619LT	36 x 19.25 x 1 914 x 489 x 25	17 7.71	0.97 0.02	<b>\$109</b>
ML3019LT	30 x 19.25 x 1 762 x 489 x 25	14 6.35	0.83 0.02	<b>\$103</b>

Can be used to create a credenza. Single top for pair of 19.25"D storage units without tops. Available in all Ionic finishes (see page 150). Shipped in 1 carton.  
72" for two 36"W units  
66" for one 30"W and one 36"W units  
60" for two 30"W tops  
ML3619LT and ML3019LT for use with single 19.25"D low storage units.




**Low Storage Cushions**

MVL1930C	30 x 19.25 x 2 762 x 489 x 51	11 4.99	1.3 0.03	<b>\$206</b>
MVL1936C	36 x 19.25 x 2 914 x 489 x 51	13 5.9	2.6 0.07	<b>\$236</b>
MVL1960C	60 x 19.25 x 2 1524 x 489 x 51	20 9.07	2.6 0.07	<b>\$380</b>
MVL1966C	66 x 19.25 x 2 1676 x 489 x 51	16 7.26	5.2 0.14	<b>\$410</b>
MVL1972C	72 x 19.25 x 2 1829 x 489 x 51	22 9.98	2.4 0.06	<b>\$440</b>

Cushions for 19.25"D low storage lateral files (M1930PXB, M1936PXB, M19301XSN and M19361XSN). Storage must have a finished laminate top to accept the cushion. Waterfall front and back edge, attaches with Velcro strips (supplied). Can be upholstered in all OTG seating fabrics (see page 149). Shipped assembled in 1 carton.

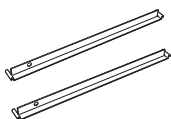
**Alternate textile options:** Graded-in textiles are available. No minimum quantities. Contact Customer Service for pricing



**Mobile Lateral Kit**

MVLMLK	20.9 x 2.5 x 3.9 531 x 64 x 99	6 2.72	0.17 4.31	<b>\$209</b>
--------	-----------------------------------	-----------	--------------	--------------

Use kit to convert MVL1936P2 (Two Drawer High Lateral File) to a mobile two high lateral file. Kit includes support rails and four casters. Shipped assembled in 1 carton.



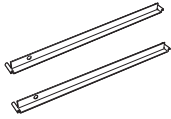
**Front-to-Back File Bars**

MVLFBB	12.5 x 1 x 1 318 x 25 x 25	1 0.45	0.8 0.02	<b>\$24</b>
--------	-------------------------------	-----------	-------------	-------------

Must be used in conjunction with MVLHFB36 (Side-to-Side File Bars). One pair. Shipped in 1 carton.

MVL1900 ACCESSORIES	MODEL #	DIMENSIONS <sup>IN</sup> <sub>MM</sub>	WEIGHT <sup>LB</sup> <sub>KG</sub>	VOLUME <sup>FT<sup>3</sup></sup> <sub>MT<sup>3</sup></sub>	LIST PRICE
---------------------	---------	---	---------------------------------------	---	------------

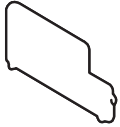
W x D x H



**Side-to-Side File Bars**

MVLHFB36	33.25 x 0.4 x 1.25 845 x 10 x 32	4 1.81	0.5 0.01	<b>\$43</b>
----------	-------------------------------------	-----------	-------------	-------------

Hanging file bars. One pair. Shipped in 1 carton.



**Plate Dividers**

MVLPD	13.25 x 0.01 x 7 337 x 0.25 x 178	4 1.81	0.5 0.01	<b>\$43</b>
-------	--------------------------------------	-----------	-------------	-------------

Three per package. **EFC** (environmentally friendly color - similar to Charcoal Grey due to the use of recycled powder). Shipped in 1 carton.



**Extra Key**

MVLEK	- -	0.1 0.05	0.1 -	<b>\$14</b>
-------	--------	-------------	----------	-------------

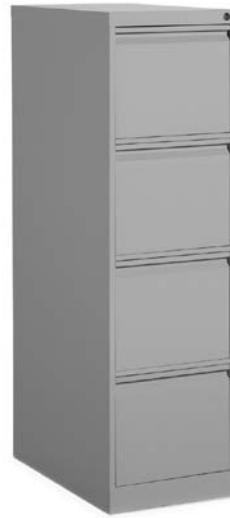
Please specify key number at time of order. Key range W401-W550. Shipped in 1 carton.



MVL25201



MVL25251



MVL25401



MVL25451

#### GENERAL INFORMATION

- Commercial quality vertical files.
- To be used in freestanding applications, not intended to support worksurfaces.
- Keylock included with removable core.
- All drawer fronts feature a recessed angled full pull.
- Models are available in letter and legal widths.
- All drawers feature ball bearing suspension.
- Case rests directly on floor, leveling glides are not included.
- Coated with environmentally friendly, recyclable paint, electrostatically applied for a durable finish.
- Meets applicable ANSI/BIFMA standards.
- Canadian made with a Lifetime Warranty.
- Greenguard Certified.

#### CONSTRUCTION



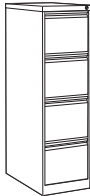
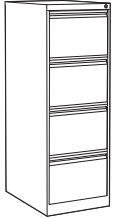
- Welded one-piece top.
- High side walls accommodate hanging file folders.
- Locks are standard and have removable cores.
- Key locks are random and cannot be specified.
- Drawers are 25"D.

#### FINISHES

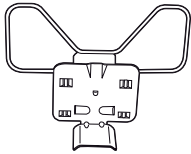

- MVL25 vertical files are available in Black (BLK), Designer White (DWT), Grey (GRY) and Nevada (NEV) finishes.
- Available in all other Global standard colors at no upcharge, minimum order of 10 pieces (visit [officestogo.com](http://officestogo.com) to see Global colors). 3-week lead time.
- An upcharge of 10% will apply to Metallic, Mica, Tungsten and special White finishes.

#### SHIPPING

- MVL25 vertical files are shipped fully assembled.

VERTICAL FILES	MODEL #	DIMENSIONS <sup>IN</sup> <sub>MM</sub>	WEIGHT <sup>LB</sup> <sub>KG</sub>	VOLUME <sup>FT<sup>3</sup></sup> <sub>MT<sup>3</sup></sub>	LIST PRICE
 <p><b>2 Drawer Vertical File</b></p>	MVL25201	15.15 x 25 x 29	62	9	<b>\$377</b>
		385 x 635 x 737	28.12	0.25	
<p><b>Letter width.</b> Two 25"D drawers. Ball bearing suspension. Recessed angled full pulls. Lock included. Shipped assembled in 1 carton.</p>					
 <p><b>2 Drawer Vertical File</b></p>	MVL25251	18.15 x 25 x 29	67	11	<b>\$397</b>
		461 x 635 x 737	30.39	0.31	
<p><b>Legal width.</b> Two 25"D drawers. Ball bearing suspension. Recessed angled full pulls. Lock included. Shipped assembled in 1 carton.</p>					
 <p><b>4 Drawer Vertical File</b></p>	MVL25401	15.15 x 25 x 52	112	16	<b>\$581</b>
		385 x 635 x 1321	50.8	0.45	
<p><b>Letter width.</b> Four 25"D drawers. Ball bearing suspension. Recessed angled full pulls. Lock included. Shipped assembled in 1 carton.</p>					
 <p><b>4 Drawer Vertical File</b></p>	MVL25451	18.15 x 25 x 52	122	18	<b>\$637</b>
		461 x 635 x 1321	55.34	0.5	
<p><b>Legal width.</b> Four 25"D drawers. Ball bearing suspension. Recessed angled full pulls. Lock included. Shipped assembled in 1 carton.</p>					

**MVL25 ACCESSORIES**

 <p><b>Follower Block</b></p>	MVLFB	10 x 5 x 9	1.34	0.17	<b>\$24</b>
		254 x 127 x 229	0.61	-	
<p>Shipped assembled in 1 carton.</p>					
 <p><b>Extra Key</b></p>	MVLEK	-	0.1	0.1	<b>\$14</b>
		-	0.05	-	
<p>Please specify key number at time of order. Key range W401-W550. Shipped in 1 carton.</p>					



**MVLW23FF**

**MVLW23BBF**

**MVL19BF**

**MVLM23FF**

**MVLM23BBF**

**GENERAL INFORMATION**

- Commercial quality pedestals.
- To be used under a worksurface. May be used in a worksurface supporting application.
- Keylock included with removable core.
- All drawer fronts feature a recessed angled full pull.
- Leveling glides included except on mobile units.
- Box/box/file and file/file models are available.
- Box/box/file and box/file configurations come with one pencil tray.
- Side-to-side hanging file bars are included in file drawers.
- All drawers feature ball bearing suspension.
- Pedestals are 23"D, 27 5/8"H and 15"W.
- Coated with environmentally friendly, recyclable paint, electrostatically applied for a durable finish.
- Meets applicable ANSI/BIFMA standards.
- Canadian made with a Lifetime Warranty.
- Greenguard Certified.

**CONSTRUCTION**

- Wrap around corners.
- High side walls to accommodate hanging file folders.
- Locks are standard and have removable cores.
- Key locks are random and cannot be specified.
- Four adjustable leveling glides are easily accessible from inside or outside of the pedestal for quick and proper installation.

**FINISHES**

- MVLPED pedestals are available in Black (BLK), Designer White (DWT), Grey (GRY) and Nevada (NEV) finishes.
- Available in all other Global standard colors at no upcharge, minimum order of 10 pieces (visit [officestogo.com](http://officestogo.com) to see Global colors). 3-week lead time.
- An upcharge of 10% will apply to Metallic, Mica, Tungsten and special White finishes.

**SHIPPING**

- MVLPED pedestals are shipped fully assembled.

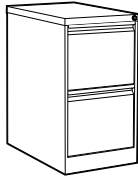
**PEDESTALS**



**Box/Box/File Pedestal**

MODEL #	DIMENSIONS <sup>IN</sup> <sub>MM</sub>	WEIGHT <sup>LB</sup> <sub>KG</sub>	VOLUME <sup>FT<sup>3</sup></sup> <sub>MT<sup>3</sup></sub>	LIST PRICE
MVLW23BBF	15 x 23 x 27.62	84	7	<b>\$419</b>
	381 x 584 x 702	38.1	0.19	

**23" deep.** Two box drawers and one file drawer. Suitable for under worksurface use in both surface supporting and non-weight bearing applications. Recessed angled full pulls. Leveling glides. Ball bearing suspension. Includes pencil tray. Lock mounted on right-hand side. Shipped assembled in 1 carton.



**File/File Pedestal**

MVLW23FF	15 x 23 x 27.62	84	7	<b>\$407</b>
	381 x 584 x 702	38.1	0.19	

**23" deep.** Two file drawers. Suitable for under worksurface use in both surface supporting and non-weight bearing applications. Recessed angled full pulls. Leveling glides. Ball bearing suspension. Lock mounted on right-hand side. Shipped assembled in 1 carton.

**MOBILE PEDESTALS**



**Box/File Mobile Pedestal**

MVL19BF	15 x 18.5 x 23.13	54	4.5	<b>\$506</b>
	381 x 470 x 588	24.49	0.12	

**19" deep.** One box drawer and one file drawer. Recessed angled full pulls. Four hooded casters included. Ball bearing drawer suspension. Includes pencil tray and one set of side-to-side file bars. Counterweight included. Lock mounted on right-hand side. Cushion sold separately, see MVL19C (below). Shipped assembled in 1 carton.



**Cushion for Box/File Mobile Pedestal**

MVL19C	15 x 18.5 x 2.5	5	1.1	<b>\$114</b>
	381 x 470 x 64	2.27	0.03	

Cushion for **MVL19BF** (above). Attaches to mobile pedestal with Velcro strips (supplied). Can be upholstered in all OTG seating fabrics including Luxhide finishes in polyurethane (PU) mock leather (see page 149). Shipped in 1 carton.

Limited Lifetime Warranty (5-year exceptions apply - see page 153).  
In seating applications, weight capacity for this series is 300 lbs.

**Alternate textile options:** Graded-in textiles are available. No minimum quantities. Contact Customer Service for pricing.



**Box/File Mobile Pedestal**

MVL23BF	15 x 22.5 x 23.13	58	5.4	<b>\$527</b>
	381 x 572 x 588	26.31	0.15	

**23" deep.** One box drawer and one file drawer. Recessed angled full pulls. Four hooded casters included. Ball bearing drawer suspension. Includes pencil tray and one set of side-to-side file bars. Counterweight included. Lock mounted on right-hand side. Cushion sold separately, see MVL23C (below). Shipped assembled in 1 carton.



MOBILE PEDESTALS	MODEL #	DIMENSIONS <sup>IN</sup> <sub>MM</sub>	WEIGHT <sup>LB</sup> <sub>KG</sub>	VOLUME <sup>FT<sup>3</sup></sup> <sub>MT<sup>3</sup></sub>	LIST PRICE
------------------	---------	---	---------------------------------------	---	------------



**Cushion for Box/File Mobile Pedestal**

	W x D x H			
MVL23C	15 x 22.5 x 2.5 381 x 572 x 64	6 2.72	1.1 0.03	<b>\$140</b>

Cushion for **MVL23BF** (above). Attaches to mobile pedestal with Velcro strips (supplied). Can be upholstered in all OTG seating fabrics including Luxhide finishes in polyurethane (PU) mock leather (see page 149). Shipped in 1 carton.

Limited Lifetime Warranty (5-year exceptions apply - see page 153).  
In seating applications, weight capacity for this series is 300 lbs.

**Alternate textile options:** Graded-in textiles are available. No minimum quantities. Contact Customer Service for pricing.



**Box/Box/File Mobile Pedestal**

MVLM23BBF	15 x 22.62 x 27.87 381 x 575 x 708	75 34.02	5.5 0.15	<b>\$528</b>
-----------	---------------------------------------	-------------	-------------	--------------

**23" deep.** Two box drawers and one file drawer. Recessed angled full pulls. Includes one pencil tray. Lock mounted on the right-hand side. Counterweight included. Shipped assembled in 1 carton.



**File/File Mobile Pedestal**

MVLM23FF	15 x 22.62 x 27.87 381 x 575 x 708	72 32.66	5.5 0.15	<b>\$516</b>
----------	---------------------------------------	-------------	-------------	--------------

**23" deep.** Two file drawers. Recessed angled full pulls. Lock mounted on the right-hand side. Counterweight included. Shipped assembled in 1 carton.



MVLS42L



MVLS72L

**GENERAL INFORMATION**

- Commercial quality storage cabinets.
- All doors feature a recessed angled vertical full pull.
- 42”H cabinet comes with two shelves (one fixed and one adjustable).
- 72”H cabinet comes with four shelves (one fixed and three adjustable).
- Bottom pan can also be used as a shelf.
- Leveling glides included.
- Coated with environmentally friendly, recyclable paint, electrostatically applied for a durable finish.
- Meets applicable ANSI/BIFMA standards.
- Canadian made with a Lifetime Warranty.
- Greenguard Certified.

**CONSTRUCTION**

- Welded one-piece top.
- Locks are standard and have removable cores.
- Key locks are random and cannot be specified.
- Four adjustable leveling glides are easily accessible from inside or outside of the cabinet for ease of adjustment.
- Cabinets are 18”D.

**FINISHES**

- MVLSTOR storage cabinets are readily available in Black (BLK), Designer White (DWT), Grey (GRY) and Nevada (NEV) finishes.
- Available in all other Global standard colors at no upcharge, minimum order of 10 pieces (visit [officestogo.com](http://officestogo.com) to see Global colors.) 3-week lead time.

**ACCESSORIES**

- Additional shelf for storage cabinet.

**SHIPPING**

- MVLSTOR storage cabinets are shipped fully assembled.

## STORAGE CABINETS



**Recessed Angled Full Pull Cabinet**

MODEL #	DIMENSIONS <small>IN MM</small>	WEIGHT <small>LB KG</small>	VOLUME <small>FT<sup>3</sup> MT<sup>3</sup></small>	LIST PRICE
MVLS42L	36 x 18 x 42	100	20	<b>\$520</b>
	914 x 457 x 1067	45.36	0.56	

**42" high.** One fixed shelf and one adjustable shelf. Bottom pan can also be used as a shelf. Two door hinged storage cabinet. Recessed angled vertical full pulls. Lock and leveling glides included. Shipped assembled in 1 carton.



**Recessed Angled Full Pull Cabinet**

MVLS72L	36 x 18 x 72	135	36	<b>\$703</b>
	914 x 457 x 1829	61.23	1.01	

**72" high.** One fixed shelf and three adjustable shelves. Bottom pan can also be used as a shelf. Two door hinged storage cabinet. Recessed angled vertical full pulls. Lock and leveling glides included. Shipped assembled in 1 carton.

## ADDITIONAL SHELF



**Additional Shelf for Storage Cabinet**

MVLFWS	36 x 18 x 0.75	7	0.4	<b>\$82</b>
	914 x 457 x 19	3.18	0.01	

Extra shelf for storage cabinets. Available in finishes to match cabinet. Shipped in 1 carton.

# Textiles & Finishes

## Care and Cleaning

### Textiles

**Fabrics:** To extend the life of your seating upholstered in fabric, regularly dust the chair to prevent airborne particles from penetrating the fabric surface.

For light soiling, use a damp cloth and blot the spot with very light pressure, taking care never to soak the fabric. Dry with a clean cloth by blotting - never rub fabric. More intense stains can be treated the same way, but with a mild detergent. Always test fabric first in an unseen area before using any cleaning method.

**Luxhide bonded leather:** For regular cleaning, simply use a soft damp cloth, taking care not to soak the leather. For more thorough treatment, soak a soft cloth in a mild soap solution and wipe surface in a light circular motion. Repeat with clean water. Allow to dry and polish with a soft dry cloth. Do not use detergents, aerosol sprays or other polishes.

### Hard Surfaces

**Laminate & painted metal finishes:** Wipe the surface with a clean soft damp cloth; if needed, a mild soap solution (i.e. Ivory dishwashing liquid) can be used. To prevent streaks, dry the surface with a clean dry soft cloth moving in a circular motion.

- 
- **Water-based cleaner (W):** Spot clean, using the foam only from a water-based cleaning agent, such as a mild detergent or non-solvent upholstery shampoo product. Apply foam with a soft brush in a circular motion. Vacuum when dry. Pretest small area before proceeding.
  - **Solvent cleaner (S):** Spot clean, using a mild water-free solvent or dry cleaning product. Clean only in a well-ventilated room and avoid any product containing carbon tetrachloride or other toxic materials. Pretest a small area before proceeding.
  - **Water/solvent cleaner (WS):** Spot clean with a mild solvent, an upholstery shampoo, or the foam from a mild detergent. When using a solvent or dry cleaning product, follow instructions carefully and clean only in a well-ventilated room. Avoid any product that contains carbon tetrachloride or other toxic materials. With either method, pretest a small area before proceeding.
  - **Vacuum only (X):** Clean this fabric only by vacuuming or light brushing to prevent accumulation of dust and grime. Water-based foam cleaning agents of any kind may cause excessive shrinking, staining, or distortion of the surface pile and therefore, should not be used.
  - These recommendations and codes were developed by fabric specialists. However, because of the various ways fabric can be stained or damaged, there is no guarantee that the results will be completely successful. Use suggested methods on your own responsibility. To help prevent overall soil, frequent vacuuming or light brushing to remove dust and grime is recommended. Use professional furniture cleaning service when overall soiled condition has been reached.

**SEATING UPHOLSTERY**

**BANTAM**

Apple (BM21)	Cosmic (BM25)	Dove (BM23)	Firelight (BM26)	Ghost (BM22)	Ginger (BM27)
Iron (BM24)	Rabbit (BM20)	Tropical (BM28)			

**CARRERA**

Aspen (CE88)	Azure (CE91)	Charcoal (CE98)	Chili (CE92)	Dune (CE89)	Flannel (CE90)
Ink (CE95)	Java (CE97)	Jute (CE93)	Rainforest (CE87)	Sangria (CE96)	Savannah (CE85)
Slate (CE86)	Zest (CE84)				

**DOBBY**

Berry (DB39)	Black (DB42)	Bonsai (DB31)	Charcoal (DB38)	Cloud (DB32)	Corfu (DB36)
Medium Taupe (DB37)	Pewter (DB34)	Royal (DB40)	Sand (DB33)	Santa Fe (DB35)	Snowcap (DB30)
Titanium (DB41)					

**FUSION**

Aqua (FU75)	Cadet (FU79)	Carbon (FU85)	Cobalt (FU83)	Flax (FU84)	Fresh (FU72)
Granite (FU77)	Graphite (FU81)	Moss (FU73)	Oasis (FU80)	Poppy (FU78)	Sandstone (FU76)
Tangerine (FU71)	Tomato (FU74)	Viola (FU82)			

**HUDSON**

Carbon (HD11)	Cerulean (HD14)	Coffee (HD07)	Cordovan (HD02)	Grey (HD08)	Meadow (HD06)
Midnight (HD12)	Mocha (HD09)	Ocean (HD13)	Orange (HD04)	Ruby (HD03)	Thyme (HD10)
Wheat (HD05)					

**ILLUSION**

Cappuccino (II01)	Cayenne (II06)	Currant (II10)	Dusk (II08)	Ebony (II13)	Fiji (II11)
Hemp (II05)	Maui (II07)	Ozone (II12)	Paprika (II02)	Smoke (II09)	Tropic (II03)
Wicker (II04)					

**JENNY**

Admiral (JN08)	Berry (JN31)	Cascade (JN28)	Charcoal (JN11)	Ebony (JN02)	Green Grass (JN32)
Harvest (JN29)	Melon (JN30)	Midnite (JN01)	Oatmeal (JN26)	Roast (JN33)	Silver Lining (JN25)
Slate (JN03)	Sunflower (JN27)	Vermillion (JN07)			

**LUXHIDE BONDED LEATHER**

Black (PU30/BL20)	Burgundy (PU36/BL26)	Charcoal (PU37/BL27)	Dark Brown (PU34/BL24)	Light Grey (PU41/BL34)	Parchment (PU32/BL22)
Saddle (PU33/BL23)	White (PU38/BL28)				

*Luxhide is made up of leather, polyurethane and a poly-cotton weave. This durable covering has the look and feel of top grain leather. Luxhide Offices to Go chairs are upholstered using bonded leather on the seating surfaces. Matching synthetic leather may be used on the back and trim.*

**MESH FABRIC - ARCHER II**

Coal Black (VU19)	Quarry Grey (VU15)	Red Mittens (VU70)	Tidal Wave (VU16)
-------------------	--------------------	--------------------	-------------------

**MESH FABRIC - AVRO AND IBEX**

Black (MS69) - Avro, Ibex	Natural (MS74) - Avro	Stone (MS71) - Avro
---------------------------	-----------------------	---------------------

**QUILT**

Black (QL10)	Cadet (QL23)	Charcoal Grey (QL11)	Cocoa (QL29)	Daisy (QL25)	Dune (QL21)
Feather (QL20)	Geranium (QL24)	Meadow (QL22)	Navy (QL14)	Punch (QL27)	Quest (QL26)
Silver (QL19)	Tangerine (QL28)	Wine (QL16)			

**TERRACE**

Apple (TC66)	Bluebell (TC65)	Cerise (TC68)	Cherry Blossom (TC64)	Cobble (TC63)	Echo (TC74)
Flirt (TC73)	Glacier (TC75)	Haze (TC67)	Ironwork (TC71)	Pine Cone (TC72)	Shadow (TC62)
Tigerlily (TC61)	Twilight (TC69)	Wintergreen (TC70)			

**TRAK**

Apple (TK47)	Carbon (TK52)	Cement (TK43)	Copper (TK45)	Latte (TK42)	Merlot (TK49)
Midnight Sky (TK50)	Mocha (TK51)	Mustard (TK41)	Silver (TK44)	Steel (TK48)	Taupe (TK40)
Teal (TK46)					

**URBAN**

Beach Day (UR15)	Black Coal (UR22)	Blue Bayou (UR12)	Boardwalk (UR16)	Brown Bridge (UR18)	Earth (UR17)
Gravel Road (UR21)	Granite Rock (UR20)	Green Glass (UR13)	Ocean Blue (UR11)	Red Rose (UR10)	Sandcastle (UR14)
White Sand (UR19)					

**WATERFALL**

Dance (WA54)	Grand (WA50)	Imagine (WA44)	Magestic (WA52)	Pacific (WA53)	Prism (WA48)
Rainforest (WA46)	Rumble (WA47)	Rushing (WA51)	Sky (WA45)	Splash (WA42)	Trance (WA40)
Tranquility (WA49)	Tryst (WA41)	Victoria (WA43)			

# TEXTILES AND FINISHES

---

## SEATING UPHOLSTERY (cont'd)

### WAVELENGTH

Bluejay (WV14)	Cancun (WV09)	Corfu (WV13)	Flame (WV04)	Lime (WV01)	Mesa (WV07)
Mint (WV02)	Moonrock (WV11)	Mykonos (WV05)	Panther (WV15)	Plasma (WV08)	Quartz (WV10)
Rubine (WV12)	Savannah (WV06)	Stone (WV03)			

### ALTERNATIVE TEXTILE OPTIONS

Offices to Go seating is available in a variety of upholstery options which are specific to each series. Please see individual series details for available textiles, colors and graded textile options.

---

## FILING FINISHES

Black (BLK)	Designer White (DWT)	Grey (GRY)	Nevada (NEV)
-------------	----------------------	------------	--------------

---

## IONIC FINISHES

### TOP COLORS

Absolute Acajou (ACJ)	Asian Night (ASN)	Avant Cherry (AWC)	Avant Honey (AWH)	Clear Maple (CMB)	Dark Espresso (DES)
Designer White (DWT)	Hayden Grey (HGT)	Noce Biondo (NBL)	Noce Grigio (NGL)	Noce Leggero (NEL)	Noce Medio (NML)
Shaker Cherry (SKC)	Tiger Walnut (TWL)	White Chocolate (WHC)	Winter Cherry (WCR)	Writable surface (WRS)*	

\* Available only on Ionic table desks MLxxxxDWL and MLxxxRWL, and Ionic flip-top tables MLxxxxFT.

### CHASSIS COLORS

Absolute Acajou (ACJ)	Asian Night (ASN)	Avant Cherry (AWC)	Avant Honey (AWH)	Clear Maple (CMB)	Dark Espresso (DES)
Designer White (DWT)	Hayden Grey (HGT)	Noce Biondo (NBL)	Noce Grigio (NGL)	Noce Leggero (NEL)	Noce Medio (NML)
Shaker Cherry (SKC)	Tiger Walnut (TWL)	White Chocolate (WHC)	Winter Cherry (WCR)		

## IONIC TACKBOARDS

Blue Mist (LL14)	Caramel Cream (LL12)	Cinder (LL37)	Granite (LL36)	Medium Taupe (LL11)	Sandstone (LL38)
Spray (LL35)					

---

Offices to Go (OTG) is a division of Global Furniture Group ("Global") focused on providing high-value products for the budget minded business. This illustrated list price book has been designed to facilitate fast reference and easy use. Products are categorized into "seating", "desks + tables", "accessories" or "filing" and are listed numerically within their categories. The line drawings match actual photographs (where possible) to aid in instant recognition of the total range within a series.

Sales of OTG products are made only on Global's standard Terms and Conditions of sale which are contained in this list price book. The "Purchaser" in these Terms and Conditions shall refer to Dealers and those who originally purchase directly from Global for use or re-sale. These standard Terms and Conditions may be modified or supplemented only by a separately written document signed by Global's authorized personnel at its head office in Toronto, Ontario, Canada. Any term or condition contained in any purchase order or other form used by the Purchaser to order goods (including standard, printed language) which is different from, in addition to, or in any way inconsistent with Global's standard Terms and Conditions shall be of no force or effect whatsoever.

All illustrations, specifications and prices in this list price book are based on the latest product information available at time of publication. Global reserves the right to make changes at any time and without prior notice to prices, colors, materials, specifications and models offered.

## Description

Each product shown or described in this list price book is standard OTG product. Available options are noted at the beginning of each series. Available options may require additional delivery time and cost, and may affect the warranty given. Sizes and weights shown are approximate and are subject to slight changes from time to time.

## Prices and Payment

The prices shown in this list price book as well as those quoted by Global, are in Canadian dollars for orders shipped to destinations in Canada.

If shipping date requested is more than 90 days from date of order, Global shall reserve the right to use published list prices effective at time of shipment.

Orders are invoiced at time of shipment. Terms of payment are net 30 days from date of invoice unless otherwise stated. The Purchaser agrees that Global shall reserve the right to enforce a charge amounting to 1.5% per month (18% per year) on invoices outstanding more than 30 days.

If the Purchaser's most recent annual net volume is less than \$5,000, Global may suggest payment be made in advance.

All orders are subject to the Purchaser complying with Global's prevailing credit policy.

Any products sold by Global shall remain the property of Global until fully paid.

Prices are suggested list prices only and are subject to change without notice. Global will, however, attempt to keep the Purchasers up-to-date on all developments including price changes.

## Taxes

All prices shown in this list price book are exclusive of sales, use, excise, HST and other applicable taxes and duties which may be the Purchaser's responsibility as per the invoice issued by Global. If the Purchaser claims an exemption from such taxes, it shall be the Purchaser's responsibility to furnish Global with an appropriate exemption certificate at time of order.

## Ordering Information

Global requires that all orders be submitted in writing and will be acknowledged on Global's acknowledgement forms governing the transaction.

The details appearing on this acknowledgement will describe the items to be shipped and the approximate shipping date. It is the Purchaser's responsibility to determine that the information in the acknowledgment is correct. In the event of an error, the Purchaser must notify their Global Customer Service representative immediately by telephone followed by written confirmation. Shipping dates are assigned to orders based on the items having the longest manufacturing lead time (unless instructed to partial ship).

At time of order, please provide the following information:

1. Account number (if possible)
2. PO number
3. "Bill to" and/or "Ship to" and name and address
4. Complete model number and selected options including textiles/finishes
5. Special instructions and tag information
6. Shipping instructions, please indicate:
  - a. pick up
  - b. Global trailer program
  - c. common carrier, provide name of carrier, your account number

The above points will be checked by Global for accuracy. Global will process orders using the codes provided by the Purchaser. Price discrepancy is the responsibility of the Purchaser. The Purchaser must notify Global prior to invoicing.

The Purchaser is responsible for providing correct information at time of order. If no option(s) are selected the system will default to standard feature(s). Orders with missing/incorrect information (finish, etc.) will be put on hold until all information is complete. Orders will be scheduled for manufacturing upon receipt of complete information.

## Changes and Cancellations

After the date of Global's acknowledgment of the Purchaser's order, the order may not be changed or cancelled by the Purchaser without the written consent of Global. Textile-covered items are considered to be in production once the textile is scheduled for cutting. Other standard items already in production are subject to a minimum 35% cancellation charge.

## Errors and Omissions

All quotations, acknowledgements and invoices are subject to corrections for any errors and omissions.

## Casters

The list price book specifies the caster which comes standard with each chair model. Most chairs are equipped with C9 or C65 casters which are best used on carpeted surfaces. If it is intended to use the product on hard surfaces such as ceramics, concrete, linoleum or hardwood, it is recommended to use different casters. It is the responsibility of the customer to determine the standard caster for a particular product and whether such caster is appropriate for the given application.

## File Finishes

There is no upcharge on any standard file finish, minimum order quantity is 10 pieces. Any non-standard file finish must be approved by Global prior to acceptance of order and may be subject to an upcharge.

An upcharge of 10% will apply to Metallic, Mica, Tungsten and any non-standard White finishes regardless of the number of units ordered.

## Upholstery Coverings

Slight variations in color may occur between dye lots. Although Global attempts to minimize these variances, they do occur and must be accepted as normal and will not be considered defects.

## Weight

For seating products, unit weight and carton weight are provided. For casegood products, carton weight is provided.

## Delays

Global's order acknowledgment will state a shipping date which is Global's best estimate at the time the order is acknowledged. However, Global shall not incur any obligation or liability to the Purchaser for failure to ship by specified date unless Global has agreed to an unequivocal shipping date in a separately signed written document executed by its authorized personnel at its head office. In addition, Global will not be liable for any loss or damage resulting from any delay or failure in shipment or other failure to perform all or any part of the agreement between the parties with respect to the goods shown on the face of the order acknowledgment where such delay, failure, loss or damage is the proximate result of any act of any governmental authority or political subdivision thereof, revolution, riot, civil disorder or disturbance, delay or default in transportation, strike disputes among or between labor unions or other labor disputes, delay or inability in obtaining materials and facilities, fire, flood, act of God or any cause not within the reasonable control of Global.

## Free on Board (FOB)

FOB point is Global's Factory, Toronto, Ontario, Canada.

## Courier Type Shipments

This symbol is used to indicate that the adjacent product can be sent by courier type shipments, such as Federal Express, Purolator, CanPar and UPS.

## Shipping

The Purchaser must select, at time of order, one of two methods of freight payment. Global will make no end-user shipments unless special arrangements have been made.

1. FOB point of shipment, freight collect - pick up and common carrier.
2. FOB point of shipment, freight prepaid and invoiced to the Purchaser - Global Trailer Program.

All deliveries are dock to dock.

## Service

Service requests are normally the responsibility of Global's authorized Dealers. Where this cannot be accomplished on a local level, service problems should be referred to Global's Customer Service Department.

Global/Express (Canada)

Tel: (905) 660-5101 or 1-800-567-8901

Fax: (905) 660-4759 or 1-800-375-5134

Global International

Tel: (416) 661-3660

Fax: (416) 661-661-0983 or 1-877-585-5579

## Returns

No returns of goods will be accepted without written consent and shipping instruction from Global. A minimum re-stocking charge of 35% is made on all authorized returns for credit or refund, provided goods are received by Global in the condition in which they left the factory. This may increase depending on the type of product. Global's Return Goods Authorization (RGA) numbers must appear prominently on all authorized returns. Global will not be responsible for return freight costs. No credit will be given if goods cannot be reused as new. Special order items, non-stock items and COM products are in no event subject to return. All returns must be approved and authorized in writing by Global Customer Service. Global reserves the right to refuse delivery of any unauthorized returns.



# OFFICES TO GO TERMS AND CONDITIONS

---

## Claims

All goods are sold FOB plant or Global Distribution Center. Global is not responsible for damage which occurs in transit (or in storage). The carrier signs for all goods received in apparently good order. It is the Purchaser's responsibility to examine goods upon receipt and to file any claims with the carrier for losses or damage to the product occurring during transit, including concealed damage.

Any claims made against Global for apparent defects, errors or shortages must be made by the Purchaser, in writing, within 15 working days after any delivery. Failure by the Purchaser to make any claim against Global within 15 days shall constitute acceptance of the goods and a waiver of any apparent defects, errors or shortages.

## Suspension

In the event that the Purchaser defaults in the payment of any sum due to Global, or in the event the Purchaser's financial condition becomes unsatisfactory to Global, Global shall have the right to defer or discontinue shipment of any goods until such time as the default is cured or the Purchaser provides assurance of payment to Global.

## Copyright

All catalogs, photographs, drawings, list price books and other printed materials are protected by copyright. All rights reserved.

## Trademarks

All trademarks are owned by Global Furniture Group.

## Designs and Patents

Many of the products produced by Global are protected by design registrations, design patents and/or patents. Design and specifications are subject to change, discontinuance or additions without notice.

For a full listing of issued trademarks, please visit [officestogo.com](http://officestogo.com).

## Cubic Measure

The stated volume is an approximate cubic foot measure that may be used to calculate freight costs. The figure shown is the total shipping volume of a unit (e.g. if a part is sent in 2 cartons the volume indicated reflects both cartons together) and is subject to change without notice. It is most economical to purchase the specified number per carton.

## Combined Shipments

Global will make every effort to combine shipments and orders on written request. However, Global cannot be held responsible where such requests are not complied with.

## Offer of Sale

Possession of this list price book or any other literature shall not imply the company's willingness to sell to the holder and shall not be construed as a direct offer of sale.

*If a conflict arises between: (i) prices found in software support packages furnished to the customer by Global or by any other source on behalf of Global; and (ii) Global's current pricing found on Global's website, then the most current shall prevail.*

## Testing Qualifications

Many Global products pass or exceed the most stringent industry testing standards.

## Disclaimer

Metric dimensions are provided for reference only. In the event that there is a discrepancy between imperial measurements and metric measurements, imperial measurements shall prevail. Prices shown are current manufacturer's suggested list prices at time of printing. Updated pricing is available on Global's website. All applicable taxes are extra. Descriptions, specifications and prices are subject to change without notice. Errors and omissions are subject to correction.

For periodic updates, please check the list price book PDF at [officestogo.com](http://officestogo.com) Global warrants that all commercial products are free from defects in material and workmanship, for the life of the product, to the original Purchaser.

**This list price book is effective as of November 29, 2021.**

## WARNING - SEATING PRODUCTS TO PREVENT PRODUCT FAILURE AND POSSIBLE INJURY:

Ensure that the appropriate selection is made for the intended use of the chair including user's weight. Some chairs are not recommended for users above a certain weight. Frequently inspect the chair for visible cracks and tighten all screws, bolts and adjustable knobs. If the chair is damaged or unstable, immediately remove it from service. Any information or suggestions concerning applications, specifications or compliances with codes and standards is provided solely for your convenient reference and without any representation as to accuracy or suitability. Global disclaims any legal responsibility. The user must verify and test the suitability of any information or products for his specific application. Global reserves the right to change the Terms and Conditions in the list price book without notice.

# OFFICES TO GO LIMITED LIFETIME WARRANTY

Global warrants that all commercial products are free from defects in material and workmanship. Global will repair or replace, at Global's option, as the sole remedy for any defect covered by the warranty.

Global makes no warranty that any of its products are suitable for any particular purpose and makes no other warranties, express or implied, other than those set out here. As codes and standards vary from one jurisdiction to another, references to compliance are solely for convenience and without any representation as to accuracy or suitability. Users must verify the suitability of such information or product for their specific application. In no event shall Global be liable in either tort or contract for any loss or direct, special, incidental, consequential or exemplary damages.

## OTG Warranty Summary

OTG Product Type	Components Warranty For Original Purchaser	Exceptions
General seating (including metal frames, non-moving metal components) use time for coverage: 8 hours/5 days per week	lifetime	By individual series - 2 or 5 years: - upholstery, textiles, mesh - pneumatic lifts, mechanisms - casters, frames, plastic components
Heavy duty seating use time for coverage: 8 hours/5 days per week users up to 350 lbs.	5 years	
Lite-Lift folding chairs use time for coverage: 8 hours/5 days per week users up to 200 lbs.	1 year	
Lite-Lift II folding tables	1 year	
Ionic desks and tables	lifetime	
Electric height adjustable tables	lifetime	- electrical motors, controllers, moving parts - 5 years
Manual height adjustable tables	2 years	
Metal files and storage	lifetime	
Ergonomic accessories	5 years	- electrical devices, moving parts - 2 years
Panels and tackboards	lifetime	- panel textiles - 5 years

### OTG's limited lifetime warranty does not apply (for any product category) to the following:

- Nominal or normal amount of wear and tear that can occur over time
- Failures which result from negligence, abuse, accident or misuse
- Failure to apply, install or maintain products according to Global's written instructions and warnings
- Modifications, attachments or repair methods not approved by Global
- Damage caused by a carrier in transit, or delivery/installation contractors
- The matching of colors, grains or textures (wood, leather, etc.) of natural materials
- Products exposed to extreme hot or cold temperatures or excessively dry or humid environments
- Color fastness or the matching of color of textiles, dye lots of textile can vary
- Damage by markings or staining; damage by sharp objects or imprinting from instruments
- Damage to textiles or laminate and wood surfaces/edges from exposure to sunlight (including UV rays)
- Products used for rental purposes
- Purchased parts are warranted for one (1) year
- Failure to follow specific cleaning and disinfecting instructions posted on [officestogo.com](http://officestogo.com)

OTG's warranty does not cover the costs of transportation or labor. Repair or replacement will be at Global's discretion.

### Textiles and Finishes

Please refer to our website at [officestogo.com](http://officestogo.com) for detailed information on cleaning and disinfecting procedures. Improper usage of disinfecting/cleaning products may void the warranty. Global textiles and finishes are updated periodically to meet the demand and trends of the market. As a result, some textiles and finishes may be discontinued by Global or the manufacturer. In the event that a textile or finish is discontinued, Global will make every reasonable effort to provide an alternative product(s) of comparable function.

M1930PXB	138	ML1342UML	120	ML4242SI	103	ML6636CER	103	MLFSP3260	134	MVL2807	44
M1936PXB	138	ML1348DMF	119	ML4242WL	103	ML6636FFP	126	MLHS	112	MVL2808	44
M19301XSN	138	ML1348DML	119	ML4623HAT	118	ML6648FFP	126	MLKB	113	MVL2809	44
M19361XSN	138	ML1348UMF	120	ML4629HAT	118	ML6650DSE	123	MLMP22BBF	105	MVL2809C	45
ML22BBF	106	ML1348UML	120	ML4812MP	104	ML6650DST	122	MLMP22BF	105	MVL2810	41
ML22ZF	106	ML1354DMF	119	ML4812MPT	99	ML6660FFP	126	MLMP1222BBF	105	MVL2811	45
ML22HBF	106	ML1354DML	119	ML4824B	98	ML6662DSE	124	MLMP1222BF	105	MVL2813	45
ML22TOP	106	ML1354UMF	120	ML4824DTL	97	ML6662DST	123	MLMPB34L	105	MVL2814	46
ML24LEG	98	ML1354UML	120	ML4824DVL	97	ML7023HAT	118	MLMPB34R	105	MVL2816	46
ML24WBC	106	ML1360DMF	119	ML4824ET2	117	ML7029HAT	118	MLMPBC18	105	MVL2817	46
ML24WWM2	112	ML1360DML	119	ML4824FB	104	ML7212MPT	99	MLMPC22	106	MVL2818	46
ML24WPO	106	ML1360UMF	120	ML4824FT	116	ML7218SRL	98	MLOMCP	126	MVL2819	46
ML30RX	115	ML1360UML	120	ML4824OGD	128	ML7219LT	110, 139	MLPCHK	126	MVL2819C	47
ML30RX22	115	ML1366DMF	119	ML4824R	104	ML7219NLTL	110	MLPD	113	MVL2821	47
ML30RX42	115	ML1366DML	119	ML4824RI	104	ML7219NLTR	110	MLPPWA	126	MVL2823	47
ML30SX	115	ML1366UMF	120	ML4824RWL	98	ML7224C	102	MLSCFKP	127	MVL2824	47
ML30SX22	115	ML1366UML	120	ML4830BHT	114	ML7224DWL	97	MLSFFKP	126	MVL2826	47
ML30SX42	115	ML1629SHL	112	ML4830OGD	128	ML7224ET2	117	MLUB-1	50	MVL2827	47
ML33DRAG	101	ML1629SHR	112	ML4836BHT	114	ML7224FT	116	MLUB-2	50	MVL2828	48
ML33DRL	101	ML2130BF	108	ML4848VB	113	ML7224LT	110	MLUB-3	50	MVL2831	48
ML35SCDK	30	ML2130CO	107	ML4850DSE	123	ML7224OGD	128	MVCOVS1UB	31, 135	MVL2831C	48
ML36DRAG	101	ML2130NBF	108	ML4850DST	122	ML7224POB	98	MVCOVS1US	31, 135	MVL2832	49
ML36DRL	101	ML2130NIBO	107	ML4862DES	124	ML7224POL	97	MVCOVSM2B	31, 134	MVL2832C	49
ML36HO	101	ML2130NO	107	ML4862DST	123	ML7230BHT	114	MVCOVSM2S	31, 134	MVL2836	66
ML36LDT	102	ML2136BF	108	ML5223HAT	118	ML7230D	100	MVL1SDEH	133	MVL2837F	66
ML36LDTSF	102	ML2136CO	107	ML5229HAT	118	ML7230DWL	97	MVL2SDEH	133	MVL2846F	66
ML36PHGD	101	ML2136NBF	108	ML5412MPT	99	ML7230ET2	117	MVL19BF	144	MVL2847F	66
ML36PHLD	102	ML2136NIBO	107	ML5418SRL	98	ML7230OGD	128	MVL19C	144	MVL2900	38
ML36RT	101	ML2136NO	107	ML5424DTL	97	ML7230POB	98	MVL23BF	144	MVL2911	58
ML36RX	115	ML2230BFT	107	ML5424DWL	97	ML7230POL	97	MVL23C	145	MVL2912	58
ML36RX22	115	ML2230COT	107	ML5424RWL	98	ML7236BHT	114	MVL1105	60	MVL2913	58
ML36RX42	115	ML2230NOT	107	ML5450DSE	123	ML7236CEL	102	MVL1110	60	MVL2914	59
ML36SX	115	ML2236BFT	107	ML5450DST	122	ML7236CER	103	MVL1616	76	MVL3101	17
ML36SX22	115	ML2236COT	107	ML5462DSE	124	ML7236D	100	MVL1617	76	MVL3103	17
ML36SX42	115	ML2236NOT	107	ML5462DST	123	ML7236DM	103	MVL1895	14	MVL3104	18
ML42LDT	102	ML2418CDK	30	ML5823HAT	118	ML7236RM	103	MVL1896	14	MVL3106	18
ML42LDTSF	102	ML2420CDKP	31	ML5829HAT	118	ML7242B	100	MVL1930C	111, 139	MVL3107	18
ML42RT	101	ML2430C	111	ML6012MP	104	ML7250DSE	123	MVL1936C	111, 139	MVL3108	18
ML42RX	115	ML2436C	111	ML6012MPT	99	ML7250DST	122	MVL1936M2	139	MVL3109	18
ML42SX	115	ML2460C	111	ML6018SRL	98	ML7262DSE	124	MVL1936P2	138	MVL3111	19
ML48BC	111	ML2466C	111	ML6019LT	110, 139	ML7262DST	123	MVL1936P3	138	MVL3113	19
ML48LDT	102	ML2472C	111	ML6019NLTL	110	ML9650DSQ	123	MVL1936P4	138	MVL3114	19
ML48LDTSF	102	ML2819PPT	115	ML6019NLTR	110	ML9662DSQ	123	MVL1936P5	138	MVL3116	19
ML48WCB2	124	ML2929CT	116	ML6024DTL	97	ML10850DSQ	123	MVL1960C	111, 139	MVL3117	19
ML54LDT	102	ML2929CTM	116	ML6024DWL	97	ML10862DSQ	123	MVL1966C	111, 139	MVL3118	20
ML54LDTSF	102	ML3019LT	110, 139	ML6024ET2	117	ML12050DSQ	123	MVL1972C	111, 139	MVL3119	20
ML54WCB2	124	ML3024R	104	ML6024FT	116	ML12062DSQ	123	MVL2718	22	MVL3121	20
ML60WCB2	124	ML3024RWL	98	ML6024LT	110	ML13250DSQ	123	MVL2719	22	MVL3123	20
ML65BC	111	ML3523RHT	118	ML6024OGD	128	ML13262DSQ	123	MVL2720	32	MVL3124	20
ML66HO	101	ML3619LT	110, 139	ML6030BHT	114	ML14450DSQ	123	MVL2721	32	MVL3126	21
ML66TB	112	ML3620CH	116	ML6030D	100	ML14462DSQ	123	MVL2723	32	MVL3127	21
ML66WCB2	124	ML3622LF	108	ML6030DWL	97	ML483628CT	100	MVL2728	22	MVL3128	21
ML72HO	101	ML3622MS	109	ML6030ET2	117	ML542028CT	100	MVL2729	22	MVL3129	21
ML72MRD	100	ML3622SC	108	ML6030OGD	128	ML543628CT	100	MVL2732	13	MVL3170	81
ML72TB	112	ML3622SL	109	ML6030PL	103	ML602028CT	100	MVL2732-9	13	MVL3171	81
ML72WCB2	124	ML3624B	98	ML6030PR	104	ML603628CT	100	MVL2733	13	MVL3172	81
ML96BT	114	ML3624DWL	97	ML6036BHT	114	MLDCKFP	127	MVL2733-9	13	MVL3191	37
ML120BT	114	ML3624FB	104	ML6050DSE	123	MLDD48DSE	125	MVL2747	59	MVL3192	37
ML144BT	114	ML3624LFT	108	ML6050DST	122	MLDD48DSO	125	MVL2748	59	MVL3196	37
ML230NBFT	108	ML3624LT	110	ML6062DSE	124	MLDD48DST	124	MVL2749	59	MVL5001NA	55
ML236NBFT	108	ML3624MST	109	ML6062DST	123	MLDD54DSE	125	MVL2756	62	MVL5002	55
ML1324DMF	119	ML3624R	104	ML6423HAT	118	MLDD54DSO	125	MVL2776	54	MVL5002C	55
ML1324DML	119	ML3624RWL	98	ML6429HAT	118	MLDD54DST	124	MVL2778	83	MVL5003	56
ML1324UMF	120	ML3624SCT	109	ML6518WDL	112	MLDD60DSE	125	MVL2779	83	MVL5004	56
ML1324UML	120	ML3624SLT	109	ML6518WDR	112	MLDD60DSO	125	MVL2780	15	MVL5005	56
ML1330DMF	119	ML3629OS	109	ML6612MPT	99	MLDD60DST	124	MVL2781	15	MVL5006	56
ML1330DML	119	ML3636SI	103	ML6618SRL	98	MLDD66DSE	125	MVL2782	15	MVL5007	56
ML1330UMF	120	ML3636WI	103	ML6619LT	110, 139	MLDD66DST	124	MVL2784	23, 32, 76, 84	MVL5008	56
ML1330UML	120	ML4123RHT	118	ML6624C	102	MLDD66DSO	125	MVL2785	27	MVL5009	57
ML1336DMF	119	ML4212MP	104	ML6624DWL	97	MLDD66DST	124	MVL2786	83	MVL5011	57
ML1336DML	119	ML4220CH	116	ML6624LT	110	MLDD72DSE	125	MVL2787	23	MVL5230B0	133
ML1336UMF	120	ML4224B	98	ML6624POL	97	MLDD72DSO	125	MVL2789	83	MVL5230B5	133
ML1336UML	120	ML4224DWL	97	ML6630D	100	MLDD72DST	124	MVL2796	84	MVL6060ET	117
ML1342DMF	119	ML4224FB	104	ML6630DM	103	MLDFFKP	126	MVL2799	84	MVL6066ET	117
ML1342DML	119	ML4224RI	104	ML6630DWL	97	MLBDD16L	118	MVL2801	43	MVL6666ET	117
ML1342UMF	120	ML4224RWL	98	ML6630POL	97	MLEBDD162	118	MVL2803	43	MVL6666ET	117
		ML4229OS	109	ML6636CEL	102	MLFP	112	MVL2804	44	MVL7260ET	117
								MVL2806	44	MVL7266ET	117

MVL11703.....	35	MVLW23BBF.....	144
MVL11704.....	35	MVLW23FF.....	144
MVL11705.....	35		0
MVL11730.....	79	OTG1220B.....	33
MVL11732.....	79	OTG1221B.....	33
MVL11733.....	79	OTG3915.....	26
MVL11734.....	79	OTG3920B.....	34
MVL11735.....	80	OTG3930B.....	34
MVL11742.....	80	OTG10902.....	51
MVL11743.....	80	OTG10920.....	73
MVL11860.....	74	OTG10930.....	36
MVL11870.....	65	OTG11320B.....	67
MVL11886.....	24	OTG11340.....	39
MVL11887.....	24	OTG11341.....	39
MVL11888.....	24	OTG11510B.....	23
MVL13007.....	28	OTG11531B.....	71
MVL13008.....	28	OTG11613B.....	70
MVL13009.....	29	OTG11615B.....	11
MVL13010.....	29	OTG11616B.....	11
MVL13011.....	29	OTG11617B.....	82
MVL13012.....	29	OTG11631B.....	71
MVL13016.....	72	OTG11633B.....	77
MVL13017.....	72	OTG11636B.....	40
MVL13018.....	72	OTG11641B.....	40
MVL13021.....	30	OTG11642B.....	40
MVL13022.....	30	OTG11648B.....	69
MVL13023.....	72	OTG11670B.....	52
MVL13040.....	62	OTG11674.....	54
MVL13048.....	64	OTG11678B.....	40
MVL13049.....	64	OTG11685.....	65
MVL13051.....	75	OTG11686.....	65
MVL13052.....	75	OTG11760B.....	33
MVL13053.....	75	OTG11776B.....	78
MVL13090.....	63	OTG11782B.....	61
MVL25201.....	142	OTG11840.....	130
MVL25251.....	142	OTG11841.....	130
MVL25401.....	142	OTG11842.....	130
MVL25451.....	142	OTG11858B.....	16
MVLAP42.....	121	OTG11859B.....	16
MVLAP48.....	121	OTG11921J.....	61
MVLAP54.....	121	OTG11950B.....	11
MVLAP60.....	121	OTG12112B.....	52
MVLAP66.....	121	OTG13020.....	12
MVLCPU.....	134	OTG13026.....	70
MVLEK.....	140, 142	OTG13032.....	77
MVLFB.....	142	OTG13060.....	10
MVLFBB.....	139	OTG13061.....	10
MVLFRT.....	134	OTG13070.....	68
MVLFRT48.....	130	OTG13071.....	68
MVLFRT48D.....	130	OTG13072.....	68
MVLFRT60.....	130	OTG13073.....	68
MVLFRT60D.....	130	OTG13074.....	68
MVLFRT72.....	130	OTG13080.....	42
MVLFRT96.....	130	OTG13081.....	42
MVLFWS.....	147		
MVLHFB36.....	140		
MVLKBT.....	133		
MVLKP01.....	133		
MVLM23BBF.....	145		
MVLM23FF.....	145		
MVLMMLK.....	139		
MVLPD.....	140		
MVLPDM.....	134, 135		
MVLPET42-1.....	121		
MVLPET42-4.....	121		
MVLPET48-1.....	121		
MVLPET48-4.....	121		
MVLPET54-1.....	121		
MVLPET54-4.....	121		
MVLPET60-1.....	121		
MVLPET60-4.....	121		
MVLPET66-1.....	121		
MVLPET66-4.....	121		
MVLPAB2.....	125		
MVLPAB3.....	125		
MVLPAB4.....	125		
MVLS42L.....	147		
MVLS72L.....	147		

## Global offices in Canada

### Head Office

560 Supertest Road  
Toronto, Ontario  
M3J 2M6  
T (416) 650-6500

### Toronto Sales Office

1350 Flint Road  
Toronto, Ontario  
M3J 2J7  
T (416) 661-3660

### Moncton

268 Coverdale Road  
Riverview, New Brunswick  
E1B 3J2  
T (506) 858-8383

---

## Showrooms

### Calgary

302 - 237 8th Avenue SE  
Calgary, Alberta  
T2G 5C3  
T (403) 250-7770

### Montreal

(Temporary location)  
306 - 2020 TransCanada HWY  
Dorval, Quebec  
H9P 2N4  
T (514) 866-4331

### Ottawa

251 Laurier Avenue W, Suite 400  
Ottawa, Ontario  
K1P 5J6  
T (613) 234-2881  
*Please call ahead to book an appointment.*

### Edmonton

201 - 10158 103 Street NW  
Edmonton, Alberta  
T5J 0X6  
T (780) 444-8922

### Toronto

1350 Flint Road  
Toronto, Ontario  
M3J 2J7  
T (416) 661-3660

### Vancouver

1000 -675 West Hastings Street  
Vancouver, British Columbia  
V6B 1N2  
T (604) 432-1701

### Halifax

120 - 1061 Marginal Road  
Halifax, Nova Scotia  
B3H 4P7  
T (902) 422-7434

### Toronto - The Blueprint

(MetroCentre)  
1602-200 Wellington Street West  
Toronto, Ontario  
M5V 3C7

### Winnipeg

220 - 111 Lombard Avenue  
Winnipeg, Manitoba  
R3B 0T4  
T (204) 925-3350

The Global Group, 1350 Flint Rd., Toronto ON Canada M3J 2J7  
Sales & Marketing: Tel (1-877) 446-2251  
Customer Service: Fax (800) 361-3182

**Officestogo**

[www.officestogo.com](http://www.officestogo.com)