

Price List 2020

Revised January 22, 2021



OfficestoGo

introduction

Offices to Go™, a division of Global Furniture Group has been a primary source of value-minded office furniture solutions since its inception in 2007.

We offer a wide variety of products including seating, desks, tables, files and ergonomic accessories. Offices to Go products offer high-value and are built to commercial quality standards to protect your long-term investment.

Most models are Canadian made, while others are imported. In both cases, all Offices to Go products are manufactured exclusively in certified factories and have been tested in compliance with ANSI and BIFMA standards. We are committed to producing products in the most sustainable ways and ensuring they pass strict quality testing.

Seating - Offices to Go chairs provide exceptional comfort and design. Choose from a variety of multi-purpose, task, mesh, management, leather and guest chairs to complete any office environment.

Desks + Tables - Offices to Go Ionic casegoods combine form with function to support a wide range of workplace applications. From private offices to collaborative spaces, boardrooms or reception areas, Ionic offers solutions that will exceed your expectations and keep you on budget.

Filing - Offices to Go offers a range of cost-effective filing and storage solutions to help you stay organized. Available sizes, mobile options and finishes easily adapt to any office or personal workspace.

Offices to Go product assembly is designed to be quick and simple. Products come with easy to follow instructions and detailed photographs.

Offices to Go products are covered by Global's limited Lifetime Warranty. See page 144 for warranty details.

SYMBOL IDENTIFICATION

Each seating product with an RTA code identifies the assembly requirements.

RTA 00 FULLY ASSEMBLED

RTA 1 SIMPLE ASSEMBLY (no tools required)

Parts to install:

- casters
- base
- pneumatic cylinder/cover can

RTA 2 MODEST ASSEMBLY (tools supplied, if necessary)

Parts to install:

- casters
- base
- pneumatic cylinder/cover can
- back

RTA 4 MODERATE ASSEMBLY (tools supplied)

Parts to install:

- casters
- base
- pneumatic cylinder/cover can
- back
- armrest

RTA 8 FULL ASSEMBLY (tools supplied)

Parts to install:

- casters
- base
- pneumatic cylinder/cover can
- back
- armrest
- mechanism



Global's certified products are in compliance with the stringent emission guidelines set by the GREENGUARD Environmental Institute and include all upholstered seating. To obtain a GREENGUARD certificate for any product, please go to the product page on our website globalfurnituregroup.com and click on "view GREENGUARD certificate".



Chairs shown with this logo are made in Canada.



Chairs shown with this logo have significant Canadian content. They have been engineered, tested and assembled in Canada.



All products with this designation are suitable for courier shipment throughout Canada.

TABLE OF CONTENTS

SEATING	SEATING (cont'd)	SEATING (cont'd)
ABM.....10	Ibex.....41	Suburb.....72
Actin.....11	Java.....48	Tami.....73
Altona.....11	Kaysee.....49	Thompson.....74
Amira.....12	Kazan.....49	Toma.....74
Annapolis.....13	Keno.....50	Tumi.....75
Archer II.....14	Lite-Lift.....51	Ultra.....76
Ashmont.....15	Locate.....52	Valan.....78
Ashton.....16	M-Task.....55	Vanier.....79
Avro.....17	Minto.....56	Woodbridge.....80
Beta.....22	MVL File Buddy.....57	Yoho.....81
Bolt.....23	Nemo.....58	
Brighton.....23	Newcastle.....58	
Caman.....24	Overtime.....59	
Capra.....25	Overtime 350.....59	
Centro.....25	Pacer.....62	
Cobalt.....26	Pacific.....62	
Craft.....27	Part-Time.....63	
Danio.....31	Petra.....64	
Dash.....32	Plan.....65	
Dori 2.....32	Retro.....66	
Eor.....33	Safari.....67	
Flint.....34	Six 13.....67	
Format.....35	Six 31.....68	
Full-Time.....36	Soda.....69	
Gennex.....37	Soda tables.....69	
Geo.....38	Sparrow.....70	
Granby.....39	Stacklite.....71	
Hardy.....40	Stradic.....71	

TABLE OF CONTENTS

DESKS AND TABLES

Craft tables.....	29
Ionic.....	83
Accessories.....	86
Benching kits.....	116
Bookcases and shelf units.....	106
Bridges.....	99
Coffee tables.....	110
Credenzas.....	97
Desks.....	95
Desktop storage.....	97
Electric height adjustable tables.....	111
Extended corner credenzas.....	97
Hutches and doors.....	96
Islands with modesty.....	98
Islands without modesty.....	99
Mobile pedestals.....	100
Modesty panels.....	99
Packages.....	86
Pedestals.....	101
Privacy panels.....	113
Returns.....	99
Storage units.....	102
Table desks and components.....	93
Tables.....	108
Tackboards.....	107
Wardrobes.....	106

DESKS AND TABLES (cont'd)

Lite-Lift II.....	121
Folding tables.....	121
Table dollies.....	121
Soda tables.....	69

ACCESSORIES

CPU holder dual strap.....	124
Desktop sit-stand workstation.....	123
Footrest.....	124
Keyboard supports.....	123
Monitor arms.....	123
PET Felt partitions.....	124
Power data block.....	124

FILING AND STORAGE

MVL1900 lateral files.....	127
Accessories.....	129
Lateral files.....	128
MVL25 vertical files.....	131
MVLPED pedestals.....	133
MVLSTOR storage cabinets.....	136

REFERENCES

Ergonomic features and benefits.....	8
Mechanism adjustments.....	9
Textiles and Finishes.....	139
Terms and Conditions.....	142
Lifetime Warranty.....	144
Index.....	145



SEATING

MESH



Amira12



Archer II14



Avro17



Bolt23



Flint34



Format35



Geo38



Granby39



Ibex41



Java48



Kaysee49



Keno50



Nemo58



Overtime 350M60



Pacer62



Petra64



Plan65



Safari67



Stradic71



Toma74



Valan78

MULTI-TASK



Actin11



Beta22



Cobalt26



Danio31



Full-Time36



M-Task55



Overtime59



Overtime 35059



Overtime 350M60



Overtime 350S61



Part-Time63



Six 1367



Six 3168



Tami73



Yoho81

MANAGEMENT AND CONFERENCE



Altona11



Annapolis13



Ashmont15



Ashton16



Brighton23



Caman24



Kazan49



Newcastle58



Pacific62



Retro66



Thompson74



Tumi75



Ultra76



Vanier79



Woodbridge80


SEATING BY CATEGORY TYPE

GUEST AND MULTI-PURPOSE

 ABM10

 Dori 232

 Sparrow70

 Ashmont15

 Eor33

 Stacklite71

 Caman24

 Gennex37


 Ultra76

 Capra25

 Ibex41

 Vanier79

 Centro25

 Lite-Lift51

 Dash32

 Minto56

HEIGHT ADJUSTABLE WORKSTOOLS

 Avro18

 Danio31


 Ibex42


 Beta22


 Geo38


 Yoho81


LOUNGE

 Craft27

 Hardy40

 Suburb72

 Locate52

 Soda69

Seating

ABM.....	10	Locate	52
Actin.....	11	M-Task	55
Altona	11	Minto.....	56
Amira	12	MVL File Buddy	57
Annapolis	13	Nemo.....	58
Archer II	14	Newcastle.....	58
Ashmont	15	Overtime	59
Ashton.....	16	Overtime 350	59
Avro	17	Overtime 350M.....	60
Beta	22	Overtime 350S.....	61
Bolt.....	23	Pacer	62
Brighton.....	23	Pacific	62
Camán.....	24	Part-Time	63
Capra.....	25	Petra	64
Centro	25	Plan	65
Cobalt.....	26	Retro.....	66
Craft.....	27	Safari.....	67
Craft tables	29	Six 13.....	67
Danio	31	Six 31.....	68
Dash	32	Soda	69
Dori 2	32	Soda tables.....	69
Eor	33	Sparrow.....	70
Flint.....	34	Stacklite.....	71
Format.....	35	Stradic	71
Full-Time.....	36	Suburb.....	72
Gennex.....	37	Tami	73
Geo	38	Thompson	74
Granby.....	39	Toma.....	74
Hardy	40	Tumi	75
Ibex	41	Ultra	76
Java	48	Valan	78
Kaysee	49	Vanier.....	79
Kazan	49	Woodbridge.....	80
Keno	50	Yoho	81
Lite-Lift.....	51		

ERGONOMIC FEATURES & BENEFITS

EACH GLOBAL CHAIR IS BUILT WITH FEATURES THAT ARE ERGONOMICALLY DESIGNED TO PROMOTE GOOD POSTURE AND PROVIDE MAXIMUM COMFORT. WHILE FULLY SUPPORTING YOUR BODY, THESE FEATURES SHOULD ALSO ALLOW YOU TO ADJUST YOUR CHAIR TO FIT YOU.



A TENSION ADJUSTMENT

Increase or decrease to match body weight. Allows you to rock comfortably, without heavy pushing, reducing muscle fatigue.



B CHAIR TILT LOCK

Lock the tilt movement in position(s) to accommodate your working posture. Allows you to lock your chair in a comfortable and supportive position. (Can be either single position, multiple position or infinite position.)



C SEAT HEIGHT

Raise or lower to allow your feet to rest flat on the floor. Avoids pressure under your thighs, easing blood flow.



D BACK/LUMBAR HEIGHT ADJUSTMENT

Raise or lower to position lumbar support in your lumbar area. Reduces likelihood of back pain.



E SEAT DEPTH

Change the depth of the seat to accommodate the length of your thighs. Keeps your back in contact with the backrest while avoiding pressure behind your knees. Can be sliding (MD) or manual.



F SEAT ANGLE ADJUSTMENT

Allows chair to tilt forward changing the angle of your thighs in relation to the floor. Helps reduce disc pressure during forward leaning tasks.



G BACK ANGLE ADJUSTMENT

Adjust to change the angle of your torso in relation to your thighs. Helps reduce disc pressure and relaxes your back muscles.



H ARM HEIGHT

Raise or lower to support your forearms. Reduces muscular effort in neck and shoulders, minimizing risk of pain.



J KNEE-TILT MOVEMENT

Chair tilts from a pivot point at the front of the seat, keeping your feet on the floor as you rock. Maintains stability.



L SYNCHRO-TILT MOVEMENT

Backrest reclines at a faster rate than the seat, increasing the angle between your torso and thighs. Enhances comfort and encourages dynamic body movement.



M WATERFALL SEAT EDGE

Reduces pressure at the back of your knees, contributing to good blood flow.



N CONTOURED CUSHION

Supports the body effectively, allowing you to sit longer without discomfort.



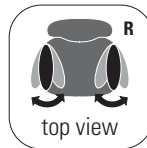
P VIBRATING SEAT & BACK

Soothing effect contributes to your relaxation during work breaks.



Q WIDTH ADJUSTABLE ARMS

Allows outward movement of armrests to match shoulder breadth. Ensures armrests properly support forearms, reducing muscular efforts in neck and shoulders.



R ARM ROTATION

Rotate armcaps to support your forearms in various positions. Reduces muscular effort in neck and shoulders minimizing risk of pain.



S CENTER TILT

Chair tilts from a pivot point under the center of the seat allowing you to rock. When your feet are well supported, blood flow is enhanced.



U SOFT DESCENT PNEUMATIC LIFT

Gently and gradually lowering the seat helps you easily select proper seat height without causing a jerking motion.



V LUMBAR DEPTH ADJUSTMENT

Increase or decrease curvature of the back to match the profile of your lower back. Enhances comfort and support in the lower lumbar area.

MAXIMIZING YOUR ERGONOMIC SEATING

- Always select a chair that is designed for the type of work you perform and make certain the chair is comfortable for the length of time spent using it.
- Ensure that the seat and back cushions are contoured to fit your body, which will help eliminate pressure points.
- An ergonomically designed chair should allow changing positions easily.
- As you work, reposition yourself throughout the day to reduce strain and stress on specific muscle groups. If you change job functions, adjust your chair to fit the new task.
- Proper ergonomic seating should help eliminate many of the work related injuries that result from poor posture and poorly designed chairs.

TASK



ADJUSTMENTS

- (2) Pneumatic seat height
- (8) Manual seat depth
- Back/lumbar height **
- Swivel

POSTURE TASK



ADJUSTMENTS

- (2) Pneumatic seat height
- (3) Back angle
- (6) Back/lumbar height **
- Seat depth *
- Swivel

NOTES

- * Select models only.
- ** Ratchet back height adjustment on select models.
- Mechanisms shown are generic depictions and may differ from one chair to another.

TILTER



ADJUSTMENTS

- (1) Tilt tension
- (2) Pneumatic seat height
- (9) Multiple position tilt lock *
- Center tilt action
- Swivel

MULTI-TILTER



ADJUSTMENTS

- (1) Tilt tension
- (2) Pneumatic seat height
- (3) Back angle adjustment
- (4) Seat angle
- (8) Sliding seat depth adjustment (MD)
- (9) Infinite position tilt lock
- Back/lumbar height **
- Center tilt action
- Swivel

SYNCHRO-TILTER



ADJUSTMENTS

- (1) Tilt tension
- (2) Pneumatic seat height
- (9) Multiple position tilt lock/ synchro tilt action
- Anti kick back
- Back/lumbar height **
- Swivel

OPERATOR



ADJUSTMENTS

- (2) Pneumatic seat height
- (3) Back angle *(free float/lock)
- (4) Seat angle *(free float/lock)
- Back/lumbar height **
- With single lever operator mechanism, seat and back angle are controlled using lever 4 *
- Swivel

ABM









model OTG13060



model OTG13061

STANDARD FEATURES

- Premium stacking guest chair.
- Front-load frame design allows chairs to stack easily.
- Durable Chrome steel frame.
- Black mesh back.
- Armchair features Black polypropylene armcaps.
- Seat can be upholstered in all Global grade 1 seating textiles or in Luxhide bonded leather (see page 141).

DESCRIPTION	MODEL# / FEATURES																																			
 <p>Armchair, Mesh Back and Uph Seat Unit weight: 16 LB 7.3 KG Carton weight: 19.33 LB 8.77 KG Carton volume: 14.75 FT³ 0.41 MT³</p>	<p>List price</p> <p>OTG13060 310</p>																																			
	<table border="1"> <thead> <tr> <th rowspan="2"></th> <th colspan="3">OVERALL DIMENSIONS</th> <th colspan="3">SEAT DIMENSIONS</th> <th colspan="2">BACK DIMENSIONS</th> </tr> <tr> <th>W</th> <th>D</th> <th>H</th> <th>W</th> <th>D</th> <th>H</th> <th>W</th> <th>H</th> </tr> </thead> <tbody> <tr> <td>IN</td> <td>21</td> <td>22</td> <td>32</td> <td>18</td> <td>16.5</td> <td>18.25</td> <td>16</td> <td>14.5</td> </tr> <tr> <td>MM</td> <td>533</td> <td>559</td> <td>813</td> <td>457</td> <td>419</td> <td>464</td> <td>406</td> <td>368</td> </tr> </tbody> </table>		OVERALL DIMENSIONS			SEAT DIMENSIONS			BACK DIMENSIONS		W	D	H	W	D	H	W	H	IN	21	22	32	18	16.5	18.25	16	14.5	MM	533	559	813	457	419	464	406	368
			OVERALL DIMENSIONS			SEAT DIMENSIONS			BACK DIMENSIONS																											
		W	D	H	W	D	H	W	H																											
IN	21	22	32	18	16.5	18.25	16	14.5																												
MM	533	559	813	457	419	464	406	368																												
<p>Ergonomic features: M, N</p> <p>RTA 00  3 per carton </p>																																				
 <p>Armless Guest Chair, Mesh Back and Uph Seat Unit weight: 14 LB 6.4 KG Carton weight: 15.5 LB 7.03 KG Carton volume: 16.25 FT³ 0.46 MT³</p>	<p>List price</p> <p>OTG13061 285</p>																																			
	<table border="1"> <thead> <tr> <th rowspan="2"></th> <th colspan="3">OVERALL DIMENSIONS</th> <th colspan="3">SEAT DIMENSIONS</th> <th colspan="2">BACK DIMENSIONS</th> </tr> <tr> <th>W</th> <th>D</th> <th>H</th> <th>W</th> <th>D</th> <th>H</th> <th>W</th> <th>H</th> </tr> </thead> <tbody> <tr> <td>IN</td> <td>21</td> <td>22</td> <td>32</td> <td>18</td> <td>16.5</td> <td>18.25</td> <td>16</td> <td>14.5</td> </tr> <tr> <td>MM</td> <td>533</td> <td>559</td> <td>813</td> <td>457</td> <td>419</td> <td>464</td> <td>406</td> <td>368</td> </tr> </tbody> </table>		OVERALL DIMENSIONS			SEAT DIMENSIONS			BACK DIMENSIONS		W	D	H	W	D	H	W	H	IN	21	22	32	18	16.5	18.25	16	14.5	MM	533	559	813	457	419	464	406	368
			OVERALL DIMENSIONS			SEAT DIMENSIONS			BACK DIMENSIONS																											
		W	D	H	W	D	H	W	H																											
IN	21	22	32	18	16.5	18.25	16	14.5																												
MM	533	559	813	457	419	464	406	368																												
<p>Ergonomic features: M, N</p> <p>RTA 00  4 per carton </p>																																				

ACTIN



model OTG11950B

STANDARD FEATURES


- Value priced multi-tilter.
- Fully upholstered seat and back.
- Standard with height adjustable arms.
- Dual wheel carpet casters (C65) are standard.
- Upholstered in Black, Quilt (QL10) only.
- Compliant with the emissions guidelines set by the GREENGUARD Environmental Institute.

CHAIR ADJUSTMENTS

- Multi-tilter mechanism with infinite position tilt lock.
- Tilt tension adjustment.
- Independent back and seat angle adjustment.
- Seat depth adjustment.
- Ratchet back height adjustment.
- Pneumatic seat height adjustment.

OPTIONAL FEATURES

- Hard surface flooring casters (**C65R**) can be purchased separately. Add \$80/set.

DESCRIPTION	MODEL# / FEATURES	List price								
 <p>Medium Back Multi-Tilter Unit weight: 47 LB 21.4 KG Carton weight: 53 LB 24.04 KG Carton volume: 7.5 FT³ 0.21 MT³</p>	<p>OTG11950B Black Quilt fabric</p>	446								
		OVERALL DIMENSIONS			SEAT DIMENSIONS			BACK DIMENSIONS		
		W	D	H	W	D	H	W	H	
	IN 26.5	23.5	39	20.5	17	17.5-21.5	19	19.5		
	MM 673	597	991	521	432	445-546	483	495		
	Ergonomic features: A, B, C, D, E, G, H, M, N, S		RTA 8	courier	1 per carton		GREENGUARD			

ALTONA



model OTG11616B

STANDARD FEATURES


- Altona offers comfort and generous proportions at an affordable price.
- Durable nylon arms are standard.
- Dual wheel carpet casters (C65) are standard.
- OTG11615B is upholstered in Black, Quilt (QL10).
- OTG11616B seating surfaces are upholstered in Black Luxhide bonded leather (PU30/BL20).
- Compliant with the emissions guidelines set by the GREENGUARD Environmental Institute.

CHAIR ADJUSTMENTS

- Tilter mechanism with upright tilt lock.
- Tilt tension adjustment.
- Pneumatic seat height adjustment.

OPTIONAL FEATURES

- Hard surface flooring casters (**C65R**) can be purchased separately. Add \$80/set.

DESCRIPTION	MODEL# / FEATURES	List price								
 <p>High Back Tilter Unit weight: 32 LB 14.5 KG Carton weight: 37 LB 16.78 KG Carton volume: 4.56 FT³ 0.12 MT³</p>	<p>OTG11615B Black Quilt fabric</p>	282								
		<p>OTG11616B Black Luxhide leather</p>	299							
	OVERALL DIMENSIONS			SEAT DIMENSIONS			BACK DIMENSIONS			
W	D	H	W	D	H	W	H			
	IN 24	26.5	41	20	19	16.5-20.5	20.5	23		
	MM 610	673	1041	508	483	419-521	521	584		
	Ergonomic features: A, B, C, M, N, S		RTA 8	courier	1 per carton		GREENGUARD			

AMIRA



model OTG13020

STANDARD FEATURES



- Mesh back and upholstered seat tilter chair.
- Soft sculpted frame design.
- Fixed loop arms.
- Black base with dual wheel carpet casters (C65) is standard.
- Seat can be upholstered in Black polyester with Black mesh back (**BLK**) or in Blue polyester with Blue/Grey mesh back (**BLU**).
- Compliant with the emissions guidelines set by the GREENGUARD Environmental Institute.

CHAIR ADJUSTMENTS

- Center tilt with upright position tilt lock.
- Tilt tension adjustment.
- Pneumatic seat height adjustment.

OPTIONAL FEATURES

- Hard surface flooring casters (**C65R**) can be purchased separately. Add \$80/set.

DESCRIPTION	MODEL# / FEATURES	List price								
 <p>Medium Mesh Back Tilter Unit weight: 26 LB 11.8 KG Carton weight: 31 LB 14.06 KG Carton volume: 4.6 FT³ 0.13 MT³</p>	OTG13020	314								
		OVERALL DIMENSIONS			SEAT DIMENSIONS			BACK DIMENSIONS		
		W	D	H	W	D	H	W	H	
IN 23.5	25	40.5	20.5	18	17-21	18.5	21			
MM 597	635	1029	521	457	432-533	470	533			
Ergonomic features: A, B, C, M, N, S		RTA 8	courier	1 per carton						

ANNAPOLIS



model MVL2732

STANDARD FEATURES















- Simple function, great price.
- Canadian made.
- Durable nylon arms are standard.
- Dual wheel carpet casters (C65) are standard.
- MVL2732 and MVL2732-9 seating surfaces can be upholstered in Luxhide bonded leather, in various colors (see page 141).
- MVL2733 and MVL2733-9 can be upholstered in all Global grade 1 seating textiles (see page 141).
- Compliant with the emissions guidelines set by the GREENGUARD Environmental Institute.

CHAIR ADJUSTMENTS

- Tilter mechanism with upright tilt lock.
- Tilt tension adjustment.
- Pneumatic seat height adjustment.

OPTIONAL FEATURES

- For hard surface flooring casters, please specify (C65R). Add \$17/set

DESCRIPTION		MODEL# / FEATURES																																		
 <p>High Back Tilter - Assembled Unit weight: 36 LB 16.4 KG Carton weight: 40 LB 18.14 KG Carton volume: 11.5 FT³ 0.32 MT³</p>	<p>MVL2732 Luxhide bonded leather</p> <p>Ergonomic features: A, B, C, M, N, S</p>	List price	306																																	
		<table border="1"> <thead> <tr> <th colspan="3">OVERALL DIMENSIONS</th> <th colspan="3">SEAT DIMENSIONS</th> <th colspan="2">BACK DIMENSIONS</th> </tr> <tr> <th>W</th> <th>D</th> <th>H</th> <th>W</th> <th>D</th> <th>H</th> <th>W</th> <th>H</th> </tr> </thead> <tbody> <tr> <td>IN 25.5</td> <td>28</td> <td>43</td> <td>20.5</td> <td>19.5</td> <td>16-20</td> <td>20.5</td> <td>24</td> </tr> <tr> <td>MM 648</td> <td>711</td> <td>1092</td> <td>521</td> <td>495</td> <td>406-508</td> <td>521</td> <td>610</td> </tr> </tbody> </table>		OVERALL DIMENSIONS			SEAT DIMENSIONS			BACK DIMENSIONS		W	D	H	W	D	H	W	H	IN 25.5	28	43	20.5	19.5	16-20	20.5	24	MM 648	711	1092	521	495	406-508	521	610	<p>RTA 1</p> <p>1 per carton</p> <p> </p>
		OVERALL DIMENSIONS			SEAT DIMENSIONS			BACK DIMENSIONS																												
		W	D	H	W	D	H	W	H																											
IN 25.5	28	43	20.5	19.5	16-20	20.5	24																													
MM 648	711	1092	521	495	406-508	521	610																													
 <p>High Back Tilter - Condensed Packaging Unit weight: 36 LB 16.4 KG Carton weight: 40 LB 18.14 KG Carton volume: 6 FT³ 0.16 MT³</p>	<p>MVL2732-9 Luxhide bonded leather</p> <p>Ergonomic features: A, B, C, M, N, S</p>	List price	306																																	
		<table border="1"> <thead> <tr> <th colspan="3">OVERALL DIMENSIONS</th> <th colspan="3">SEAT DIMENSIONS</th> <th colspan="2">BACK DIMENSIONS</th> </tr> <tr> <th>W</th> <th>D</th> <th>H</th> <th>W</th> <th>D</th> <th>H</th> <th>W</th> <th>H</th> </tr> </thead> <tbody> <tr> <td>IN 25.5</td> <td>28</td> <td>43</td> <td>20.5</td> <td>19.5</td> <td>16-20</td> <td>20.5</td> <td>24</td> </tr> <tr> <td>MM 648</td> <td>711</td> <td>1092</td> <td>521</td> <td>495</td> <td>406-508</td> <td>521</td> <td>610</td> </tr> </tbody> </table>		OVERALL DIMENSIONS			SEAT DIMENSIONS			BACK DIMENSIONS		W	D	H	W	D	H	W	H	IN 25.5	28	43	20.5	19.5	16-20	20.5	24	MM 648	711	1092	521	495	406-508	521	610	<p>RTA 8 </p> <p>1 per carton</p> <p> </p>
		OVERALL DIMENSIONS			SEAT DIMENSIONS			BACK DIMENSIONS																												
		W	D	H	W	D	H	W	H																											
IN 25.5	28	43	20.5	19.5	16-20	20.5	24																													
MM 648	711	1092	521	495	406-508	521	610																													
 <p>High Back Tilter - Assembled Unit weight: 36 LB 16.4 KG Carton weight: 40 LB 18.14 KG Carton volume: 11.5 FT³ 0.32 MT³</p>	<p>MVL2733 Fabric</p> <p>Ergonomic features: A, B, C, M, N, S</p>	List price	306																																	
		<table border="1"> <thead> <tr> <th colspan="3">OVERALL DIMENSIONS</th> <th colspan="3">SEAT DIMENSIONS</th> <th colspan="2">BACK DIMENSIONS</th> </tr> <tr> <th>W</th> <th>D</th> <th>H</th> <th>W</th> <th>D</th> <th>H</th> <th>W</th> <th>H</th> </tr> </thead> <tbody> <tr> <td>IN 25.5</td> <td>28</td> <td>43</td> <td>20.5</td> <td>19.5</td> <td>16-20</td> <td>20.5</td> <td>24</td> </tr> <tr> <td>MM 648</td> <td>711</td> <td>1092</td> <td>521</td> <td>495</td> <td>406-508</td> <td>521</td> <td>610</td> </tr> </tbody> </table>		OVERALL DIMENSIONS			SEAT DIMENSIONS			BACK DIMENSIONS		W	D	H	W	D	H	W	H	IN 25.5	28	43	20.5	19.5	16-20	20.5	24	MM 648	711	1092	521	495	406-508	521	610	<p>RTA 1</p> <p>1 per carton</p> <p> </p>
		OVERALL DIMENSIONS			SEAT DIMENSIONS			BACK DIMENSIONS																												
		W	D	H	W	D	H	W	H																											
IN 25.5	28	43	20.5	19.5	16-20	20.5	24																													
MM 648	711	1092	521	495	406-508	521	610																													
 <p>High Back Tilter - Condensed Packaging Unit weight: 36 LB 16.4 KG Carton weight: 40 LB 18.14 KG Carton volume: 6 FT³ 0.16 MT³</p>	<p>MVL2733-9 Fabric</p> <p>Ergonomic features: A, B, C, M, N, S</p>	List price	306																																	
		<table border="1"> <thead> <tr> <th colspan="3">OVERALL DIMENSIONS</th> <th colspan="3">SEAT DIMENSIONS</th> <th colspan="2">BACK DIMENSIONS</th> </tr> <tr> <th>W</th> <th>D</th> <th>H</th> <th>W</th> <th>D</th> <th>H</th> <th>W</th> <th>H</th> </tr> </thead> <tbody> <tr> <td>IN 25.5</td> <td>28</td> <td>43</td> <td>20.5</td> <td>19.5</td> <td>16-20</td> <td>20.5</td> <td>24</td> </tr> <tr> <td>MM 648</td> <td>711</td> <td>1092</td> <td>521</td> <td>495</td> <td>406-508</td> <td>521</td> <td>610</td> </tr> </tbody> </table>		OVERALL DIMENSIONS			SEAT DIMENSIONS			BACK DIMENSIONS		W	D	H	W	D	H	W	H	IN 25.5	28	43	20.5	19.5	16-20	20.5	24	MM 648	711	1092	521	495	406-508	521	610	<p>RTA 8 </p> <p>1 per carton</p> <p> </p>
		OVERALL DIMENSIONS			SEAT DIMENSIONS			BACK DIMENSIONS																												
		W	D	H	W	D	H	W	H																											
IN 25.5	28	43	20.5	19.5	16-20	20.5	24																													
MM 648	711	1092	521	495	406-508	521	610																													

ARCHER II



model MVL1896

STANDARD FEATURES



- Canadian made high back chairs.
- Upholstered seat and knit mesh back with a pinstripe design.
- Standard with height and width adjustable T-arms with sliding, rotating and lockable armcaps.
- Mesh back can be upholstered in Coal Black (VU19), Quarry Grey (VU15), Red Mittens (VU70) and Tidal Wave (VU16).
- Seating surface can be upholstered in Luxhide bonded leather, in various colors or in all Global grade 1 seating textiles (see page 141).
- Dual wheel carpet casters (C1) are standard.
- Compliant with the emissions guidelines set by the GREENGUARD Environmental Institute.

CHAIR ADJUSTMENTS

- **Multi-tilter chair - MVL1895**
 - Infinite position tilt lock.
 - Tilt tension adjustment.
 - Infinite position back and seat angle adjustments, including forward tilt.
 - Ratchet back height adjustment.
 - Seat depth adjustment.
 - Pneumatic seat height adjustment.
- **Synchro-tilter chair - MVL1896**
 - Synchro tilt with upright position tilt lock.
 - Tilt tension adjustment.
 - Pneumatic seat height adjustment.

OPTIONAL FEATURES

- For hard surface flooring casters, please specify (C9R). Add \$17/set.

DESCRIPTION	MODEL# / FEATURES																																
 <p>Multi-Tilter, Mesh High Back and Uph Seat Unit weight: 56 LB 25.5 KG Carton weight: 68 LB 30.84 KG Carton volume: 10.5 FT³ 0.29 MT³</p>	<p>List price</p> <p>MVL1895 710 Luxhide bonded leather or fabric</p> <table border="1"> <thead> <tr> <th colspan="3">OVERALL DIMENSIONS</th> <th colspan="3">SEAT DIMENSIONS</th> <th colspan="2">BACK DIMENSIONS</th> </tr> <tr> <th>W</th> <th>D</th> <th>H</th> <th>W</th> <th>D</th> <th>H</th> <th>W</th> <th>H</th> </tr> </thead> <tbody> <tr> <td>IN 27</td> <td>22.5</td> <td>42</td> <td>20.5</td> <td>18.5-21</td> <td>18-22</td> <td>19.5</td> <td>21-23.5</td> </tr> <tr> <td>MM 686</td> <td>572</td> <td>1067</td> <td>521</td> <td>470-533</td> <td>457-559</td> <td>495</td> <td>533-597</td> </tr> </tbody> </table> <p>Ergonomic features: A, B, C, D, E, F, G, H, M, N, Q, R, S</p> <p>RTA 2 courier 1 per carton</p> <p>CANADA GREENGUARD</p>	OVERALL DIMENSIONS			SEAT DIMENSIONS			BACK DIMENSIONS		W	D	H	W	D	H	W	H	IN 27	22.5	42	20.5	18.5-21	18-22	19.5	21-23.5	MM 686	572	1067	521	470-533	457-559	495	533-597
	OVERALL DIMENSIONS			SEAT DIMENSIONS			BACK DIMENSIONS																										
W	D	H	W	D	H	W	H																										
IN 27	22.5	42	20.5	18.5-21	18-22	19.5	21-23.5																										
MM 686	572	1067	521	470-533	457-559	495	533-597																										
 <p>Synchro-Tilter, Mesh High Back and Uph Seat Unit weight: 40 LB 18.2 KG Carton weight: 52 LB 23.59 KG Carton volume: 10.5 FT³ 0.29 MT³</p>	<p>List price</p> <p>MVL1896 622 Luxhide bonded leather or fabric</p> <table border="1"> <thead> <tr> <th colspan="3">OVERALL DIMENSIONS</th> <th colspan="3">SEAT DIMENSIONS</th> <th colspan="2">BACK DIMENSIONS</th> </tr> <tr> <th>W</th> <th>D</th> <th>H</th> <th>W</th> <th>D</th> <th>H</th> <th>W</th> <th>H</th> </tr> </thead> <tbody> <tr> <td>IN 27</td> <td>22.5</td> <td>41.5</td> <td>20.5</td> <td>17</td> <td>17-21</td> <td>19.5</td> <td>22-23.5</td> </tr> <tr> <td>MM 686</td> <td>572</td> <td>1054</td> <td>521</td> <td>432</td> <td>432-533</td> <td>495</td> <td>559-597</td> </tr> </tbody> </table> <p>Ergonomic features: A, B, C, H, L, M, N, Q, R</p> <p>RTA 2 courier 1 per carton</p> <p>CANADA GREENGUARD</p>	OVERALL DIMENSIONS			SEAT DIMENSIONS			BACK DIMENSIONS		W	D	H	W	D	H	W	H	IN 27	22.5	41.5	20.5	17	17-21	19.5	22-23.5	MM 686	572	1054	521	432	432-533	495	559-597
	OVERALL DIMENSIONS			SEAT DIMENSIONS			BACK DIMENSIONS																										
W	D	H	W	D	H	W	H																										
IN 27	22.5	41.5	20.5	17	17-21	19.5	22-23.5																										
MM 686	572	1054	521	432	432-533	495	559-597																										

ASHMONT



model MVL2780



model MVL2782

STANDARD FEATURES













- Canadian made.
- Soft deep cushions on seat and back offer plush comfort.
- Management chairs: Height adjustable T-arms with durable self-skinned urethane (SSU) armcaps.
- Guest chairs: Upholstered armcaps, oval steel tube frame and sled base.
- Dual wheel carpet casters (C65) are standard (except guest chairs).
- Seating surfaces can be upholstered in Luxhide bonded leather, in various colors or in all Global grade 1 seating textiles (see page 141).
- Compliant with the emissions guidelines set by the GREENGUARD Environmental Institute.

MANAGEMENT CHAIR ADJUSTMENTS

- Center tilt with upright position tilt lock.
- Tilt tension adjustment.
- Pneumatic seat height adjustment.

OPTIONAL FEATURES

- For hard surface flooring casters, please specify (C65R). Add \$17/set

DESCRIPTION	MODEL# / FEATURES																																			
 <p>HB Management Tilter w/Height Adjustable Arms Unit weight: 50 LB 22.7 KG Carton weight: 55 LB 24.95 KG Carton volume: 10.5 FT³ 0.29 MT³</p>	<p>List price</p> <p>MVL2780 594 Luxhide bonded leather or fabric (previously MVL2780F)</p> <table border="1"> <thead> <tr> <th rowspan="2"></th> <th colspan="3">OVERALL DIMENSIONS</th> <th colspan="3">SEAT DIMENSIONS</th> <th colspan="2">BACK DIMENSIONS</th> </tr> <tr> <th>W</th> <th>D</th> <th>H</th> <th>W</th> <th>D</th> <th>H</th> <th>W</th> <th>H</th> </tr> </thead> <tbody> <tr> <td>IN</td> <td>27</td> <td>28</td> <td>42</td> <td>21</td> <td>18</td> <td>16-21</td> <td>21</td> <td>25</td> </tr> <tr> <td>MM</td> <td>686</td> <td>711</td> <td>1067</td> <td>533</td> <td>457</td> <td>406-533</td> <td>533</td> <td>635</td> </tr> </tbody> </table> <p>Ergonomic features: A, B, C, H, M, N, S</p> <p>RTA 8  1 per carton  </p>		OVERALL DIMENSIONS			SEAT DIMENSIONS			BACK DIMENSIONS		W	D	H	W	D	H	W	H	IN	27	28	42	21	18	16-21	21	25	MM	686	711	1067	533	457	406-533	533	635
			OVERALL DIMENSIONS			SEAT DIMENSIONS			BACK DIMENSIONS																											
W		D	H	W	D	H	W	H																												
IN	27	28	42	21	18	16-21	21	25																												
MM	686	711	1067	533	457	406-533	533	635																												
 <p>MB Management Tilter w/Height Adjustable Arms Unit weight: 47 LB 21.4 KG Carton weight: 52 LB 23.59 KG Carton volume: 10.5 FT³ 0.29 MT³</p>	<p>List price</p> <p>MVL2781 564 Luxhide bonded leather or fabric (previously MVL2781F)</p> <table border="1"> <thead> <tr> <th rowspan="2"></th> <th colspan="3">OVERALL DIMENSIONS</th> <th colspan="3">SEAT DIMENSIONS</th> <th colspan="2">BACK DIMENSIONS</th> </tr> <tr> <th>W</th> <th>D</th> <th>H</th> <th>W</th> <th>D</th> <th>H</th> <th>W</th> <th>H</th> </tr> </thead> <tbody> <tr> <td>IN</td> <td>27</td> <td>28</td> <td>39</td> <td>21</td> <td>18</td> <td>16-21</td> <td>21</td> <td>22</td> </tr> <tr> <td>MM</td> <td>686</td> <td>711</td> <td>991</td> <td>533</td> <td>457</td> <td>406-533</td> <td>533</td> <td>559</td> </tr> </tbody> </table> <p>Ergonomic features: A, B, C, H, M, N, S</p> <p>RTA 8  1 per carton  </p>		OVERALL DIMENSIONS			SEAT DIMENSIONS			BACK DIMENSIONS		W	D	H	W	D	H	W	H	IN	27	28	39	21	18	16-21	21	22	MM	686	711	991	533	457	406-533	533	559
			OVERALL DIMENSIONS			SEAT DIMENSIONS			BACK DIMENSIONS																											
W		D	H	W	D	H	W	H																												
IN	27	28	39	21	18	16-21	21	22																												
MM	686	711	991	533	457	406-533	533	559																												
 <p>MB Guest Chair - Sled Base Unit weight: 33 LB 15 KG Carton weight: 38 LB 17.24 KG Carton volume: 8.5 FT³ 0.24 MT³</p>	<p>List price</p> <p>MVL2782 423 Luxhide bonded leather or fabric (previously MVL2782F)</p> <table border="1"> <thead> <tr> <th rowspan="2"></th> <th colspan="3">OVERALL DIMENSIONS</th> <th colspan="3">SEAT DIMENSIONS</th> <th colspan="2">BACK DIMENSIONS</th> </tr> <tr> <th>W</th> <th>D</th> <th>H</th> <th>W</th> <th>D</th> <th>H</th> <th>W</th> <th>H</th> </tr> </thead> <tbody> <tr> <td>IN</td> <td>24.5</td> <td>25.5</td> <td>36.5</td> <td>21</td> <td>18</td> <td>17</td> <td>21</td> <td>18</td> </tr> <tr> <td>MM</td> <td>622</td> <td>648</td> <td>927</td> <td>533</td> <td>457</td> <td>432</td> <td>533</td> <td>457</td> </tr> </tbody> </table> <p>Ergonomic features: M, N</p> <p>RTA 8  1 per carton  </p>		OVERALL DIMENSIONS			SEAT DIMENSIONS			BACK DIMENSIONS		W	D	H	W	D	H	W	H	IN	24.5	25.5	36.5	21	18	17	21	18	MM	622	648	927	533	457	432	533	457
			OVERALL DIMENSIONS			SEAT DIMENSIONS			BACK DIMENSIONS																											
W		D	H	W	D	H	W	H																												
IN	24.5	25.5	36.5	21	18	17	21	18																												
MM	622	648	927	533	457	432	533	457																												

ASHTON



model OTG11858B

STANDARD FEATURES





- Management and boardroom chair available in medium back or high back.
- Unique seat suspension and segmented cushions offer a very plush feel.
- Chrome arms with upholstered armrests.
- Chrome base.
- Dual wheel carpet casters (C65) are standard.
- Seating surfaces are upholstered in Black Luxhide bonded leather.
- Compliant with the emissions guidelines set by the GREENGUARD Environmental Institute.

CHAIR ADJUSTMENTS

- Center tilt with upright position tilt lock.
- Tilt tension adjustment.
- Pneumatic seat height adjustment.

OPTIONAL FEATURES

- Hard surface flooring casters (**C65R**) can be purchased separately. Add \$80/set.

DESCRIPTION	MODEL# / FEATURES																																			
 <p>High Back Tilter Unit weight: 39 LB 17.7 KG Carton weight: 44.83 LB 20.33 KG Carton volume: 5.76 FT³ 0.16 MT³</p>	<p>List price</p> <p>OTG11858B 495</p>																																			
	<table border="1"> <thead> <tr> <th rowspan="2"></th> <th colspan="3">OVERALL DIMENSIONS</th> <th colspan="3">SEAT DIMENSIONS</th> <th colspan="2">BACK DIMENSIONS</th> </tr> <tr> <th>W</th> <th>D</th> <th>H</th> <th>W</th> <th>D</th> <th>H</th> <th>W</th> <th>H</th> </tr> </thead> <tbody> <tr> <td>IN</td> <td>26</td> <td>25.5</td> <td>44.5</td> <td>21</td> <td>18</td> <td>18.5-22</td> <td>19.5</td> <td>24</td> </tr> <tr> <td>MM</td> <td>660</td> <td>648</td> <td>1130</td> <td>533</td> <td>457</td> <td>470-559</td> <td>495</td> <td>610</td> </tr> </tbody> </table> <p>Ergonomic features: A, B, C, M, N, S</p> <p>RTA 8 courier 1 per carton </p>		OVERALL DIMENSIONS			SEAT DIMENSIONS			BACK DIMENSIONS		W	D	H	W	D	H	W	H	IN	26	25.5	44.5	21	18	18.5-22	19.5	24	MM	660	648	1130	533	457	470-559	495	610
			OVERALL DIMENSIONS			SEAT DIMENSIONS			BACK DIMENSIONS																											
W		D	H	W	D	H	W	H																												
IN	26	25.5	44.5	21	18	18.5-22	19.5	24																												
MM	660	648	1130	533	457	470-559	495	610																												
<p>List price</p> <p>OTG11859B 470</p>																																				
 <p>Medium Back Tilter Unit weight: 36 LB 16.4 KG Carton weight: 42 LB 19.05 KG Carton volume: 4.8 FT³ 0.13 MT³</p>	<table border="1"> <thead> <tr> <th rowspan="2"></th> <th colspan="3">OVERALL DIMENSIONS</th> <th colspan="3">SEAT DIMENSIONS</th> <th colspan="2">BACK DIMENSIONS</th> </tr> <tr> <th>W</th> <th>D</th> <th>H</th> <th>W</th> <th>D</th> <th>H</th> <th>W</th> <th>H</th> </tr> </thead> <tbody> <tr> <td>IN</td> <td>26</td> <td>25.5</td> <td>38</td> <td>21</td> <td>18</td> <td>18.5-22</td> <td>19.5</td> <td>18</td> </tr> <tr> <td>MM</td> <td>660</td> <td>648</td> <td>965</td> <td>533</td> <td>457</td> <td>470-559</td> <td>495</td> <td>457</td> </tr> </tbody> </table> <p>Ergonomic features: A, B, C, M, N, S</p> <p>RTA 8 courier 1 per carton </p>		OVERALL DIMENSIONS			SEAT DIMENSIONS			BACK DIMENSIONS		W	D	H	W	D	H	W	H	IN	26	25.5	38	21	18	18.5-22	19.5	18	MM	660	648	965	533	457	470-559	495	457
			OVERALL DIMENSIONS			SEAT DIMENSIONS			BACK DIMENSIONS																											
		W	D	H	W	D	H	W	H																											
IN	26	25.5	38	21	18	18.5-22	19.5	18																												
MM	660	648	965	533	457	470-559	495	457																												

AVRO



model MVL3101



model MVL3123



model MVL3114



model MVL3107

STANDARD FEATURES

- Avro features improved ergonomics, custom support and a streamlined profile – the perfect balance between functionality and style.
- Ergonomic seating, Canadian made.
- Available with five different mechanism options: synchro-tilter, multi-tilter, tilter, task and weight sensing synchro-tilter. Height adjustable chairs available with task mechanism only.
- Standard with height adjustable arms with durable self-skinned urethane (SSU) armcaps (except armless models).
- Dual wheel carpet casters (C1) are standard on all models.
- Mesh back and mesh seat models can only be upholstered in Black mesh (MS69).
- Mesh back and upholstered seat models: Mesh back is available in Black (MS69), Natural (MS74) and Stone (MS71).
- Seats can be upholstered in Luxhide bonded leather (various colors) or in all Global grade 1 seating textiles (see page 141).
- Compliant with the emissions guidelines set by the GREENGUARD Environmental Institute.

OPTIONAL FEATURES



- For hard surface flooring casters, please specify (C9R). Add \$17/set.
- For optional Polished Aluminum base, please specify (ALU). Add \$110.
- For optional height and width adjustable T-arms with sliding, articulating armcaps, please specify (G1). Add \$60.

ALTERNATE TEXTILE OPTIONS

- Graded-in and GPM textiles are available with a minimum of 10 units purchased. Contact Customer Service for further details.

CHAIR ADJUSTMENTS

- **Synchro-tilter chairs**
 - Synchro tilt with multi position tilt lock.
 - Tilt tension adjustment.
 - Height and depth adjustable lumbar support.
 - Pneumatic seat height adjustment.
- **Multi-tilter chairs**
 - Infinite position tilt lock.
 - Tilt tension adjustment.
 - Independent back and seat angle adjustment.
 - Side activated sliding seat depth adjustment.
 - Height and depth adjustable lumbar support.
 - Pneumatic seat height adjustment.
- **Tilter chairs**
 - Center tilt with upright position tilt lock.
 - Tilt tension adjustment.
 - Height and depth adjustable lumbar support.
 - Pneumatic seat height adjustment.
- **Task chairs**
 - Manual bolt seat depth adjustment.
 - Height and depth adjustable lumbar support.
 - Pneumatic seat height adjustment.
- **Weight sensing synchro-tilter chairs**
 - Synchro tilt with multi position tilt lock.
 - Automatic tilt tension adjustment.
 - Side activated sliding seat depth adjustment.
 - Height and depth adjustable lumbar support.
 - Pneumatic seat height adjustment.
- **Height adjustable chairs**
 - Task mechanism.
 - Height and depth adjustable lumbar support.
 - Pneumatic seat height adjustment.
 - Height adjustable Chrome footrest.

DESCRIPTION	MODEL# / FEATURES																																			
 <p>Synchro-Tilter, Mesh Back and Uph Seat Unit weight: 42 LB 19.1 KG Carton weight: 51 LB 23.13 KG Carton volume: 10.5 FT³ 0.29 MT³</p>	<p>List price</p> <p>MVL3101 602 Luxhide bonded leather or fabric (previously MVL3101F)</p> <table border="1"> <thead> <tr> <th rowspan="2"></th> <th colspan="3">OVERALL DIMENSIONS</th> <th colspan="3">SEAT DIMENSIONS</th> <th colspan="2">BACK DIMENSIONS</th> </tr> <tr> <th>W</th> <th>D</th> <th>H</th> <th>W</th> <th>D</th> <th>H</th> <th>W</th> <th>H</th> </tr> </thead> <tbody> <tr> <td>IN</td> <td>26</td> <td>27</td> <td>38.5</td> <td>20</td> <td>18.5</td> <td>16.5-21.5</td> <td>19.5</td> <td>20</td> </tr> <tr> <td>MM</td> <td>660</td> <td>686</td> <td>978</td> <td>508</td> <td>470</td> <td>419-546</td> <td>495</td> <td>508</td> </tr> </tbody> </table> <p>Ergonomic features: A, B, C, D, H, L, M, N, V</p> <p>RTA 2 courier 1 per carton CANADA CENOSAT</p>		OVERALL DIMENSIONS			SEAT DIMENSIONS			BACK DIMENSIONS		W	D	H	W	D	H	W	H	IN	26	27	38.5	20	18.5	16.5-21.5	19.5	20	MM	660	686	978	508	470	419-546	495	508
			OVERALL DIMENSIONS			SEAT DIMENSIONS			BACK DIMENSIONS																											
W		D	H	W	D	H	W	H																												
IN	26	27	38.5	20	18.5	16.5-21.5	19.5	20																												
MM	660	686	978	508	470	419-546	495	508																												
 <p>Multi-Tilter, Mesh Back and Uph Seat Unit weight: 47 LB 21.4 KG Carton weight: 56 LB 25.4 KG Carton volume: 10.5 FT³ 0.29 MT³</p>	<p>List price</p> <p>MVL3103 649 Luxhide bonded leather or fabric (previously MVL3103F)</p> <table border="1"> <thead> <tr> <th rowspan="2"></th> <th colspan="3">OVERALL DIMENSIONS</th> <th colspan="3">SEAT DIMENSIONS</th> <th colspan="2">BACK DIMENSIONS</th> </tr> <tr> <th>W</th> <th>D</th> <th>H</th> <th>W</th> <th>D</th> <th>H</th> <th>W</th> <th>H</th> </tr> </thead> <tbody> <tr> <td>IN</td> <td>26</td> <td>27</td> <td>39.5</td> <td>20</td> <td>17.5-20.5</td> <td>17.5-22.5</td> <td>19.5</td> <td>20</td> </tr> <tr> <td>MM</td> <td>660</td> <td>686</td> <td>1003</td> <td>508</td> <td>445-521</td> <td>445-572</td> <td>495</td> <td>508</td> </tr> </tbody> </table> <p>Ergonomic features: A, B, C, D, E, F, G, H, M, N, S, V</p> <p>RTA 2 courier 1 per carton CANADA CENOSAT</p>		OVERALL DIMENSIONS			SEAT DIMENSIONS			BACK DIMENSIONS		W	D	H	W	D	H	W	H	IN	26	27	39.5	20	17.5-20.5	17.5-22.5	19.5	20	MM	660	686	1003	508	445-521	445-572	495	508
			OVERALL DIMENSIONS			SEAT DIMENSIONS			BACK DIMENSIONS																											
W		D	H	W	D	H	W	H																												
IN	26	27	39.5	20	17.5-20.5	17.5-22.5	19.5	20																												
MM	660	686	1003	508	445-521	445-572	495	508																												

DESCRIPTION MODEL# / FEATURES



Tilter, Mesh Back and Uph Seat
 Unit weight: 36 LB | 16.4 KG
 Carton weight: 45 LB | 20.41 KG
 Carton volume: 10.5 FT³ | 0.29 MT³

List price

MVL3104 579
 Luxhide bonded leather
 or fabric (previously MVL3104F)

	OVERALL DIMENSIONS			SEAT DIMENSIONS			BACK DIMENSIONS	
	W	D	H	W	D	H	W	H
IN	26	27	38	20	18.5	16-21	19.5	20
MM	660	686	965	508	470	406-533	495	508

Ergonomic features:
 A, B, C, D, H, M, N, S, V



1 per carton



Task, Mesh Back and Uph Seat
 Unit weight: 31 LB | 14.1 KG
 Carton weight: 40 LB | 18.14 KG
 Carton volume: 10.5 FT³ | 0.29 MT³

List price

MVL3106 536
 Luxhide bonded leather
 or fabric (previously MVL3106F)

	OVERALL DIMENSIONS			SEAT DIMENSIONS			BACK DIMENSIONS	
	W	D	H	W	D	H	W	H
IN	26	27	38	20	18.5	16-21	19.5	20
MM	660	686	965	508	470	406-533	495	508

Ergonomic features:
 C, D, E, H, M, N, V



1 per carton



Armless Height Adjustable Chair, Mesh Back and Uph Seat
 Unit weight: 30 LB | 13.6 KG
 Carton weight: 39 LB | 17.69 KG
 Carton volume: 10.5 FT³ | 0.29 MT³

List price

MVL3107 626
 Luxhide bonded leather
 or fabric (previously MVL3107F)

	OVERALL DIMENSIONS			SEAT DIMENSIONS			BACK DIMENSIONS	
	W	D	H	W	D	H	W	H
IN	20	27	48	20	18.5	23-33	19.5	20
MM	508	686	1219	508	470	584-838	495	508

Ergonomic features:
 C, D, M, N, V



1 per carton



Weight Sensing Synchro-Tilter, Mesh Back and Uph Seat
 Unit weight: 42 LB | 19.1 KG
 Carton weight: 51 LB | 23.13 KG
 Carton volume: 10.5 FT³ | 0.29 MT³

List price

MVL3108 709
 Luxhide bonded leather
 or fabric (previously MVL3108F)

	OVERALL DIMENSIONS			SEAT DIMENSIONS			BACK DIMENSIONS	
	W	D	H	W	D	H	W	H
IN	26	27	39	20	17.5-20.5	16.5-21.5	19.5	20
MM	660	686	991	508	445-521	419-546	495	508

Ergonomic features:
 A, B, C, D, E, H, L, M, N, V



1 per carton



Height Adjustable Chair w/Arms, Mesh Back and Uph Seat
 Unit weight: 36 LB | 16.4 KG
 Carton weight: 45 LB | 20.41 KG
 Carton volume: 10.5 FT³ | 0.29 MT³

List price

MVL3109 686
 Luxhide bonded leather
 or fabric (previously MVL3109F)


























	OVERALL DIMENSIONS			SEAT DIMENSIONS			BACK DIMENSIONS	
	W	D	H	W	D	H	W	H
IN	26	27	48	20	18.5	23-33	19.5	20
MM	660	686	1219	508	470	584-838	495	508

Ergonomic features:
 C, D, H, M, N, V



1 per carton



DESCRIPTION	MODEL# / FEATURES																																			
 <p>Synchro-Tilter, Uph Back and Seat Unit weight: 43 LB 19.5 KG Carton weight: 52 LB 23.59 KG Carton volume: 10.5 FT³ 0.29 MT³</p>	List price MVL3111 671 Luxhide bonded leather or fabric (previously MVL3111F)																																			
	<table border="1"> <thead> <tr> <th rowspan="2"></th> <th colspan="3">OVERALL DIMENSIONS</th> <th colspan="3">SEAT DIMENSIONS</th> <th colspan="2">BACK DIMENSIONS</th> </tr> <tr> <th>W</th> <th>D</th> <th>H</th> <th>W</th> <th>D</th> <th>H</th> <th>W</th> <th>H</th> </tr> </thead> <tbody> <tr> <td>IN</td> <td>26</td> <td>27</td> <td>38.5</td> <td>20</td> <td>18.5</td> <td>16.5-21.5</td> <td>19.5</td> <td>20</td> </tr> <tr> <td>MM</td> <td>660</td> <td>686</td> <td>978</td> <td>508</td> <td>470</td> <td>419-546</td> <td>495</td> <td>508</td> </tr> </tbody> </table>		OVERALL DIMENSIONS			SEAT DIMENSIONS			BACK DIMENSIONS		W	D	H	W	D	H	W	H	IN	26	27	38.5	20	18.5	16.5-21.5	19.5	20	MM	660	686	978	508	470	419-546	495	508
			OVERALL DIMENSIONS			SEAT DIMENSIONS			BACK DIMENSIONS																											
		W	D	H	W	D	H	W	H																											
IN	26	27	38.5	20	18.5	16.5-21.5	19.5	20																												
MM	660	686	978	508	470	419-546	495	508																												
Ergonomic features: A, B, C, D, H, L, M, N, V	  1 per carton  																																			
 <p>Multi-Tilter, Uph Back and Seat Unit weight: 48 LB 21.8 KG Carton weight: 57 LB 25.85 KG Carton volume: 10.5 FT³ 0.29 MT³</p>	List price MVL3113 719 Luxhide bonded leather or fabric (previously MVL3113F)																																			
	<table border="1"> <thead> <tr> <th rowspan="2"></th> <th colspan="3">OVERALL DIMENSIONS</th> <th colspan="3">SEAT DIMENSIONS</th> <th colspan="2">BACK DIMENSIONS</th> </tr> <tr> <th>W</th> <th>D</th> <th>H</th> <th>W</th> <th>D</th> <th>H</th> <th>W</th> <th>H</th> </tr> </thead> <tbody> <tr> <td>IN</td> <td>26</td> <td>27</td> <td>39.5</td> <td>20</td> <td>17.5-20.5</td> <td>17.5-22.5</td> <td>19.5</td> <td>20</td> </tr> <tr> <td>MM</td> <td>660</td> <td>686</td> <td>1003</td> <td>508</td> <td>445-521</td> <td>445-572</td> <td>495</td> <td>508</td> </tr> </tbody> </table>		OVERALL DIMENSIONS			SEAT DIMENSIONS			BACK DIMENSIONS		W	D	H	W	D	H	W	H	IN	26	27	39.5	20	17.5-20.5	17.5-22.5	19.5	20	MM	660	686	1003	508	445-521	445-572	495	508
			OVERALL DIMENSIONS			SEAT DIMENSIONS			BACK DIMENSIONS																											
		W	D	H	W	D	H	W	H																											
IN	26	27	39.5	20	17.5-20.5	17.5-22.5	19.5	20																												
MM	660	686	1003	508	445-521	445-572	495	508																												
Ergonomic features: A, B, C, D, E, F, G, H, M, N, S, V	  1 per carton  																																			
 <p>Tilter, Uph Back and Seat Unit weight: 37 LB 16.8 KG Carton weight: 46 LB 20.87 KG Carton volume: 10.5 FT³ 0.29 MT³</p>	List price MVL3114 649 Luxhide bonded leather or fabric (previously MVL3114F)																																			
	<table border="1"> <thead> <tr> <th rowspan="2"></th> <th colspan="3">OVERALL DIMENSIONS</th> <th colspan="3">SEAT DIMENSIONS</th> <th colspan="2">BACK DIMENSIONS</th> </tr> <tr> <th>W</th> <th>D</th> <th>H</th> <th>W</th> <th>D</th> <th>H</th> <th>W</th> <th>H</th> </tr> </thead> <tbody> <tr> <td>IN</td> <td>26</td> <td>27</td> <td>38</td> <td>20</td> <td>18.5</td> <td>16-21</td> <td>19.5</td> <td>20</td> </tr> <tr> <td>MM</td> <td>660</td> <td>686</td> <td>965</td> <td>508</td> <td>470</td> <td>406-533</td> <td>495</td> <td>508</td> </tr> </tbody> </table>		OVERALL DIMENSIONS			SEAT DIMENSIONS			BACK DIMENSIONS		W	D	H	W	D	H	W	H	IN	26	27	38	20	18.5	16-21	19.5	20	MM	660	686	965	508	470	406-533	495	508
			OVERALL DIMENSIONS			SEAT DIMENSIONS			BACK DIMENSIONS																											
		W	D	H	W	D	H	W	H																											
IN	26	27	38	20	18.5	16-21	19.5	20																												
MM	660	686	965	508	470	406-533	495	508																												
Ergonomic features: A, B, C, D, H, M, N, S, V	  1 per carton  																																			
 <p>Task, Uph Back and Seat Unit weight: 32 LB 14.5 KG Carton weight: 41 LB 18.6 KG Carton volume: 10.5 FT³ 0.29 MT³</p>	List price MVL3116 605 Luxhide bonded leather or fabric (previously MVL3116F)																																			
	<table border="1"> <thead> <tr> <th rowspan="2"></th> <th colspan="3">OVERALL DIMENSIONS</th> <th colspan="3">SEAT DIMENSIONS</th> <th colspan="2">BACK DIMENSIONS</th> </tr> <tr> <th>W</th> <th>D</th> <th>H</th> <th>W</th> <th>D</th> <th>H</th> <th>W</th> <th>H</th> </tr> </thead> <tbody> <tr> <td>IN</td> <td>26</td> <td>27</td> <td>38</td> <td>20</td> <td>18.5</td> <td>16-21</td> <td>19.5</td> <td>20</td> </tr> <tr> <td>MM</td> <td>660</td> <td>686</td> <td>965</td> <td>508</td> <td>470</td> <td>406-533</td> <td>495</td> <td>508</td> </tr> </tbody> </table>		OVERALL DIMENSIONS			SEAT DIMENSIONS			BACK DIMENSIONS		W	D	H	W	D	H	W	H	IN	26	27	38	20	18.5	16-21	19.5	20	MM	660	686	965	508	470	406-533	495	508
			OVERALL DIMENSIONS			SEAT DIMENSIONS			BACK DIMENSIONS																											
		W	D	H	W	D	H	W	H																											
IN	26	27	38	20	18.5	16-21	19.5	20																												
MM	660	686	965	508	470	406-533	495	508																												
Ergonomic features: C, D, E, H, M, N, V	  1 per carton  																																			
 <p>Armless Height Adjustable Chair, Uph Back and Seat Unit weight: 31 LB 14.1 KG Carton weight: 40 LB 18.14 KG Carton volume: 10.5 FT³ 0.29 MT³</p>	List price MVL3117 696 Luxhide bonded leather or fabric (previously MVL3117F)																																			
	<table border="1"> <thead> <tr> <th rowspan="2"></th> <th colspan="3">OVERALL DIMENSIONS</th> <th colspan="3">SEAT DIMENSIONS</th> <th colspan="2">BACK DIMENSIONS</th> </tr> <tr> <th>W</th> <th>D</th> <th>H</th> <th>W</th> <th>D</th> <th>H</th> <th>W</th> <th>H</th> </tr> </thead> <tbody> <tr> <td>IN</td> <td>20</td> <td>27</td> <td>48</td> <td>20</td> <td>18.5</td> <td>23-33</td> <td>19.5</td> <td>20</td> </tr> <tr> <td>MM</td> <td>508</td> <td>686</td> <td>1219</td> <td>508</td> <td>470</td> <td>584-838</td> <td>495</td> <td>508</td> </tr> </tbody> </table>		OVERALL DIMENSIONS			SEAT DIMENSIONS			BACK DIMENSIONS		W	D	H	W	D	H	W	H	IN	20	27	48	20	18.5	23-33	19.5	20	MM	508	686	1219	508	470	584-838	495	508
			OVERALL DIMENSIONS			SEAT DIMENSIONS			BACK DIMENSIONS																											
		W	D	H	W	D	H	W	H																											
IN	20	27	48	20	18.5	23-33	19.5	20																												
MM	508	686	1219	508	470	584-838	495	508																												
Ergonomic features: C, D, M, N, V	  1 per carton  																																			

DESCRIPTION

MODEL# / FEATURES



Weight Sensing Synchro-Tilter, Uph Back and Seat

Unit weight: 43 LB | 19.5 KG
 Carton weight: 52 LB | 23.59 KG
 Carton volume: 10.5 FT³ | 0.29 MT³

List price

MVL3118 778
 Luxhide bonded leather
 or fabric (previously MVL3118F)

Ergonomic features:
 A, B, C, D, E, H, L, M, N, V

	OVERALL DIMENSIONS			SEAT DIMENSIONS			BACK DIMENSIONS	
	W	D	H	W	D	H	W	H

IN	26	27	39	20	17.5-20.5	16.5-21.5	19.5	20
MM	660	686	991	508	445-521	419-546	495	508

RTA 2 1 per carton



Height Adjustable Chair w/Arms, Uph Back and Seat

Unit weight: 37 LB | 16.8 KG
 Carton weight: 46 LB | 20.87 KG
 Carton volume: 10.5 FT³ | 0.29 MT³

List price

MVL3119 756
 Luxhide bonded leather
 or fabric (previously MVL3119F)

Ergonomic features:
 C, D, H, M, N, V

	OVERALL DIMENSIONS			SEAT DIMENSIONS			BACK DIMENSIONS	
	W	D	H	W	D	H	W	H

IN	26	27	48	20	18.5	23-33	19.5	20
MM	660	686	1219	508	470	584-838	495	508

RTA 2 1 per carton



Synchro-Tilter, Mesh Back and Seat

Unit weight: 43 LB | 19.5 KG
 Carton weight: 52 LB | 23.59 KG
 Carton volume: 10.5 FT³ | 0.29 MT³

List price

MVL3121 695
 Black mesh

Ergonomic features:
 A, B, C, D, H, L, M, V

	OVERALL DIMENSIONS			SEAT DIMENSIONS			BACK DIMENSIONS	
	W	D	H	W	D	H	W	H

IN	26	27	38.5	20	18.5	16.5-21.5	19.5	20
MM	660	686	978	508	470	419-546	495	508

RTA 2 1 per carton



Multi-Tilter, Mesh Back and Seat

Unit weight: 48 LB | 21.8 KG
 Carton weight: 57 LB | 25.85 KG
 Carton volume: 10.5 FT³ | 0.29 MT³

List price

MVL3123 742
 Black mesh

Ergonomic features:
 A, B, C, D, E, F, G, H, M, S, V

	OVERALL DIMENSIONS			SEAT DIMENSIONS			BACK DIMENSIONS	
	W	D	H	W	D	H	W	H

IN	26	27	39.5	20	17.5-20.5	17.5-22.5	19.5	20
MM	660	686	1003	508	445-521	445-572	495	508

RTA 2 1 per carton



Tilter, Mesh Back and Seat

Unit weight: 37 LB | 16.8 KG
 Carton weight: 46 LB | 20.87 KG
 Carton volume: 10.5 FT³ | 0.29 MT³

List price

MVL3124 671
 Black mesh

Ergonomic features:
 A, B, C, D, H, M, S, V

	OVERALL DIMENSIONS			SEAT DIMENSIONS			BACK DIMENSIONS	
	W	D	H	W	D	H	W	H

IN	26	27	38	20	18.5	16-21	19.5	20
MM	660	686	965	508	470	406-533	495	508

RTA 2 1 per carton

DESCRIPTION MODEL# / FEATURES



Task, Mesh Back and Seat
 Unit weight: 32 LB | 14.5 KG
 Carton weight: 41 LB | 18.6 KG
 Carton volume: 10.5 FT³ | 0.29 MT³

List price									
MVL3126 Black mesh									
629									
OVERALL DIMENSIONS			SEAT DIMENSIONS			BACK DIMENSIONS			
	W	D	H	W	D	H	W	H	
IN	26	27	38	20	18.5	16-21	19.5	20	
MM	660	686	965	508	470	406-533	495	508	
Ergonomic features: C, D, E, H, M, V									
1 per carton									



Armless Height Adjustable Chair, Mesh Back and Seat
 Unit weight: 31 LB | 14.1 KG
 Carton weight: 40 LB | 18.14 KG
 Carton volume: 10.5 FT³ | 0.29 MT³

List price									
MVL3127 Black mesh									
719									
OVERALL DIMENSIONS			SEAT DIMENSIONS			BACK DIMENSIONS			
	W	D	H	W	D	H	W	H	
IN	20	27	48	20	18.5	23-33	19.5	20	
MM	508	686	1219	508	470	584-838	495	508	
Ergonomic features: C, D, M, V									
1 per carton									



Weight Sensing Synchro-Tilter, Mesh Back and Seat
 Unit weight: 43 LB | 19.5 KG
 Carton weight: 52 LB | 23.59 KG
 Carton volume: 10.5 FT³ | 0.29 MT³

List price									
MVL3128 Black mesh									
801									
OVERALL DIMENSIONS			SEAT DIMENSIONS			BACK DIMENSIONS			
	W	D	H	W	D	H	W	H	
IN	26	27	39	20	17.5-20.5	16.5-21.5	19.5	20	
MM	660	686	991	508	445-521	419-546	495	508	
Ergonomic features: A, B, C, D, E, H, L, M, V									
1 per carton									



Height Adjustable Chair w/Arms, Mesh Back and Seat
 Unit weight: 37 LB | 16.8 KG
 Carton weight: 46 LB | 20.87 KG
 Carton volume: 10.5 FT³ | 0.29 MT³

List price									
MVL3129 Black mesh									
778									
OVERALL DIMENSIONS			SEAT DIMENSIONS			BACK DIMENSIONS			
	W	D	H	W	D	H	W	H	
IN	26	27	48	20	18.5	23-33	19.5	20	
MM	660	686	1219	508	470	584-838	495	508	
Ergonomic features: C, D, H, M, V									
1 per carton									

BETA



model MVL2729



model MVL2718

STANDARD FEATURES

- Posture task chairs. Canadian made.
- Generous size seat and back, fully upholstered.
- Standard with height adjustable T-arms with durable self-skinned urethane (SSU) armcaps (except armless models).
- Height adjustable chairs are equipped with an adjustable Chrome footrest.
- Dual wheel carpet casters (C65) are standard.
- Can be upholstered in all Global grade 1 seating textiles with the exception of Luxhide (see page 141).
- Compliant with the emissions guidelines set by the GREENGUARD Environmental Institute.

CHAIR ADJUSTMENTS

- Infinite back angle and back height adjustment.
- Pneumatic seat height adjustment.

OPTIONAL FEATURES

- For hard surface flooring casters, please specify (C65R). Add \$17/set.

DESCRIPTION

MODEL# / FEATURES



Height Adjustable Armless Posture Task

Unit weight: 41 LB | 18.6 KG
 Carton weight: 46 LB | 20.87 KG
 Carton volume: 6.75 FT³ | 0.19 MT³

MODEL#		MVL2718					
List price		438					
OVERALL DIMENSIONS			SEAT DIMENSIONS			BACK DIMENSIONS	
W	D	H	W	D	H	W	H
IN 20.5	23.5	44	20.5	16.5	22-30	18.5	16-19
MM 521	597	1118	521	419	559-762	470	406-483
Ergonomic features:		C, D, G, M, N		RTA 2		courier	
				1 per carton		CANADA	
						GREENGUARD	



Height Adjustable Posture Task w/Arms

Unit weight: 46 LB | 20.9 KG
 Carton weight: 51 LB | 23.13 KG
 Carton volume: 6.75 FT³ | 0.19 MT³

MODEL#		MVL2719					
List price		512					
OVERALL DIMENSIONS			SEAT DIMENSIONS			BACK DIMENSIONS	
W	D	H	W	D	H	W	H
IN 24.5	23.5	44	20.5	16.5	22-30	18.5	16-19
MM 622	597	1118	521	419	559-762	470	406-483
Ergonomic features:		C, D, G, H, M, N		RTA 2		courier	
				1 per carton		CANADA	
						GREENGUARD	



Armless Posture Task

Unit weight: 27 LB | 12.3 KG
 Carton weight: 31 LB | 14.06 KG
 Carton volume: 4.9 FT³ | 0.13 MT³


MODEL#		MVL2728					
List price		284					
OVERALL DIMENSIONS			SEAT DIMENSIONS			BACK DIMENSIONS	
W	D	H	W	D	H	W	H
IN 20.5	22	38.5	20.5	17	16.5-21.5	18.5	16-20
MM 521	559	978	521	432	419-546	470	406-508
Ergonomic features:		C, D, G, M, N		RTA 2		courier	
				1 per carton		CANADA	
						GREENGUARD	



Posture Task w/Arms

Unit weight: 33 LB | 15 KG
 Carton weight: 38 LB | 17.24 KG
 Carton volume: 6.75 FT³ | 0.19 MT³

MODEL#		MVL2729					
List price		359					
OVERALL DIMENSIONS			SEAT DIMENSIONS			BACK DIMENSIONS	
W	D	H	W	D	H	W	H
IN 24	22	38.5	20.5	17	16.5-21.5	18.5	16-20
MM 610	559	978	521	432	419-546	470	406-508
Ergonomic features:		C, D, G, H, M, N		RTA 2		courier	
				1 per carton		CANADA	
						GREENGUARD	

DESCRIPTION	MODEL# / FEATURES	List price																																
 <p>Height Adjustable T-Arms - 1 pair Unit weight: 8 LB 3.6 KG Carton weight: 10 LB 4.54 KG Carton volume: 1.3 FT³ 0.03 MT³</p>	MVL2784	88																																
	<table border="1"> <thead> <tr> <th colspan="3">OVERALL DIMENSIONS</th> <th colspan="3">SEAT DIMENSIONS</th> <th colspan="2">BACK DIMENSIONS</th> </tr> <tr> <th>W</th> <th>D</th> <th>H</th> <th>W</th> <th>D</th> <th>H</th> <th>W</th> <th>H</th> </tr> </thead> <tbody> <tr> <td>IN 3</td> <td>10</td> <td>12</td> <td>-</td> <td>-</td> <td>-</td> <td>-</td> <td>-</td> </tr> <tr> <td>MM 76</td> <td>254</td> <td>305</td> <td>-</td> <td>-</td> <td>-</td> <td>-</td> <td>-</td> </tr> </tbody> </table>		OVERALL DIMENSIONS			SEAT DIMENSIONS			BACK DIMENSIONS		W	D	H	W	D	H	W	H	IN 3	10	12	-	-	-	-	-	MM 76	254	305	-	-	-	-	-
	OVERALL DIMENSIONS			SEAT DIMENSIONS			BACK DIMENSIONS																											
W	D	H	W	D	H	W	H																											
IN 3	10	12	-	-	-	-	-																											
MM 76	254	305	-	-	-	-	-																											
<p>RTA 00 1 pair per carton (pricing is for the pair, specifications are for one arm)</p>																																		

BOLT



model OTG11510B

STANDARD FEATURES




- Value priced mesh seating.
- Breathable mesh back.
- Scuff resistant arched base.
- Standard with height adjustable T-arms with durable self-skinned urethane (SSU) armcaps.
- Dual wheel carpet casters (C65) are standard.
- Only available in Black mesh fabric (MS20) seat with Black mesh back.
- Compliant with the emissions guidelines set by the GREENGUARD Environmental Institute.

CHAIR ADJUSTMENTS

- Center tilt with upright position tilt lock.
- Tilt tension adjustment.
- Pneumatic seat height adjustment.

OPTIONAL FEATURES

- Hard surface flooring casters (**C65R**) can be purchased separately. Add \$80/set.

DESCRIPTION	MODEL# / FEATURES	List price																																
 <p>Tilter, Mesh Back Unit weight: 30 LB 13.6 KG Carton weight: 36 LB 16.33 KG Carton volume: 4.6 FT³ 0.13 MT³</p>	OTG11510B	386																																
	<table border="1"> <thead> <tr> <th colspan="3">OVERALL DIMENSIONS</th> <th colspan="3">SEAT DIMENSIONS</th> <th colspan="2">BACK DIMENSIONS</th> </tr> <tr> <th>W</th> <th>D</th> <th>H</th> <th>W</th> <th>D</th> <th>H</th> <th>W</th> <th>H</th> </tr> </thead> <tbody> <tr> <td>IN 25</td> <td>21.5</td> <td>35.5</td> <td>19.5</td> <td>17</td> <td>17.5-21.5</td> <td>18</td> <td>16.5</td> </tr> <tr> <td>MM 635</td> <td>546</td> <td>902</td> <td>495</td> <td>432</td> <td>445-546</td> <td>457</td> <td>419</td> </tr> </tbody> </table>		OVERALL DIMENSIONS			SEAT DIMENSIONS			BACK DIMENSIONS		W	D	H	W	D	H	W	H	IN 25	21.5	35.5	19.5	17	17.5-21.5	18	16.5	MM 635	546	902	495	432	445-546	457	419
	OVERALL DIMENSIONS			SEAT DIMENSIONS			BACK DIMENSIONS																											
W	D	H	W	D	H	W	H																											
IN 25	21.5	35.5	19.5	17	17.5-21.5	18	16.5																											
MM 635	546	902	495	432	445-546	457	419																											
<p>Ergonomic features: A, B, C, H, M, N, S</p> <p>RTA 8  1 per carton </p>																																		

BRIGHTON



model MVL2787

STANDARD FEATURES





- High back management chair.
- High comfort design, Canadian made.
- Contoured seat and back with integrated headrest.
- Black arms and base.
- Loop arms with upholstered armcaps.
- Dual wheel carpet casters (C65) are standard.
- Seating surfaces can be upholstered in Luxhide bonded leather, in various colors (see page 141).
- Compliant with the emissions guidelines set by the GREENGUARD Environmental Institute.

CHAIR ADJUSTMENTS

- Center tilt with upright position tilt lock.
- Tilt tension adjustment.
- Pneumatic seat height adjustment.

OPTIONAL FEATURES

- For hard surface flooring casters, please specify (**C65R**). Add \$17/set.

DESCRIPTION	MODEL# / FEATURES	List price																																
 <p>High Back Tilter Unit weight: 42 LB 19.1 KG Carton weight: 54 LB 24.49 KG Carton volume: 10.5 FT³ 0.29 MT³</p>	MVL2787	594																																
	<table border="1"> <thead> <tr> <th colspan="3">OVERALL DIMENSIONS</th> <th colspan="3">SEAT DIMENSIONS</th> <th colspan="2">BACK DIMENSIONS</th> </tr> <tr> <th>W</th> <th>D</th> <th>H</th> <th>W</th> <th>D</th> <th>H</th> <th>W</th> <th>H</th> </tr> </thead> <tbody> <tr> <td>IN 26.5</td> <td>28</td> <td>44</td> <td>21.5</td> <td>20</td> <td>16-21</td> <td>20</td> <td>25.5</td> </tr> <tr> <td>MM 673</td> <td>711</td> <td>1118</td> <td>546</td> <td>508</td> <td>406-533</td> <td>508</td> <td>648</td> </tr> </tbody> </table>		OVERALL DIMENSIONS			SEAT DIMENSIONS			BACK DIMENSIONS		W	D	H	W	D	H	W	H	IN 26.5	28	44	21.5	20	16-21	20	25.5	MM 673	711	1118	546	508	406-533	508	648
	OVERALL DIMENSIONS			SEAT DIMENSIONS			BACK DIMENSIONS																											
W	D	H	W	D	H	W	H																											
IN 26.5	28	44	21.5	20	16-21	20	25.5																											
MM 673	711	1118	546	508	406-533	508	648																											
<p>Ergonomic features: A, B, C, M, N, S</p> <p>RTA 8  1 per carton  </p>																																		

CAMAN



model MVL11886



model MVL11888

STANDARD FEATURES




- Canadian made.
- Welded steel frame in Black finish.
- Fixed arms with self-skinned urethane (SSU) armcaps.
- Dual wheel carpet casters (C65) are standard (except guest chairs).
- Seating surfaces can be upholstered in Luxhide bonded leather, in various colors or in all Global grade 1 seating textiles (see page 141).
- Compliant with the emissions guidelines set by the GREENGUARD Environmental Institute.

TILT CHAIR ADJUSTMENTS

- Center tilt with upright position tilt lock
- Tilt tension adjustment.
- Pneumatic seat height adjustment.

OPTIONAL FEATURES

- For hard surface flooring casters, please specify (C65R). Add \$17/set.

DESCRIPTION	MODEL# / FEATURES																																			
 <p>High Back Tilter Unit weight: 31 LB 14.1 KG Carton weight: 35 LB 15.88 KG Carton volume: 20.25 FT³ 0.57 MT³</p>	<p>List price</p> <p>MVL11886 420 Luxhide bonded leather or fabric (previously MVL11886F)</p>																																			
	<table border="1"> <thead> <tr> <th rowspan="2"></th> <th colspan="3">OVERALL DIMENSIONS</th> <th colspan="3">SEAT DIMENSIONS</th> <th colspan="2">BACK DIMENSIONS</th> </tr> <tr> <th>W</th> <th>D</th> <th>H</th> <th>W</th> <th>D</th> <th>H</th> <th>W</th> <th>H</th> </tr> </thead> <tbody> <tr> <td>IN</td> <td>25</td> <td>27</td> <td>40</td> <td>20.5</td> <td>18</td> <td>16-20</td> <td>19.5</td> <td>22.5</td> </tr> <tr> <td>MM</td> <td>635</td> <td>686</td> <td>1016</td> <td>521</td> <td>457</td> <td>406-508</td> <td>495</td> <td>572</td> </tr> </tbody> </table>		OVERALL DIMENSIONS			SEAT DIMENSIONS			BACK DIMENSIONS		W	D	H	W	D	H	W	H	IN	25	27	40	20.5	18	16-20	19.5	22.5	MM	635	686	1016	521	457	406-508	495	572
			OVERALL DIMENSIONS			SEAT DIMENSIONS			BACK DIMENSIONS																											
		W	D	H	W	D	H	W	H																											
IN	25	27	40	20.5	18	16-20	19.5	22.5																												
MM	635	686	1016	521	457	406-508	495	572																												
<p>Ergonomic features: A, B, C, M, N, S</p> <p>RTA 00 2 per carton</p> <p>CANADA GREENGUARD certified</p>																																				
	<p>List price</p> <p>MVL11887 408 Luxhide bonded leather or fabric (previously MVL11887F)</p>																																			
 <p>Medium Back Tilter Unit weight: 31 LB 14.1 KG Carton weight: 35 LB 15.88 KG Carton volume: 20.25 FT³ 0.57 MT³</p>	<table border="1"> <thead> <tr> <th rowspan="2"></th> <th colspan="3">OVERALL DIMENSIONS</th> <th colspan="3">SEAT DIMENSIONS</th> <th colspan="2">BACK DIMENSIONS</th> </tr> <tr> <th>W</th> <th>D</th> <th>H</th> <th>W</th> <th>D</th> <th>H</th> <th>W</th> <th>H</th> </tr> </thead> <tbody> <tr> <td>IN</td> <td>24.5</td> <td>24.5</td> <td>35</td> <td>20</td> <td>18</td> <td>16-20</td> <td>20</td> <td>17.5</td> </tr> <tr> <td>MM</td> <td>622</td> <td>622</td> <td>889</td> <td>508</td> <td>457</td> <td>406-508</td> <td>508</td> <td>445</td> </tr> </tbody> </table>		OVERALL DIMENSIONS			SEAT DIMENSIONS			BACK DIMENSIONS		W	D	H	W	D	H	W	H	IN	24.5	24.5	35	20	18	16-20	20	17.5	MM	622	622	889	508	457	406-508	508	445
			OVERALL DIMENSIONS			SEAT DIMENSIONS			BACK DIMENSIONS																											
		W	D	H	W	D	H	W	H																											
	IN	24.5	24.5	35	20	18	16-20	20	17.5																											
MM	622	622	889	508	457	406-508	508	445																												
<p>Ergonomic features: A, B, C, M, N, S</p> <p>RTA 00 2 per carton</p> <p>CANADA GREENGUARD certified</p>																																				
	<p>List price</p> <p>MVL11888 353 Luxhide bonded leather or fabric (previously MVL11888F)</p>																																			
 <p>Medium Back Guest Chair - Sled Base Unit weight: 23 LB 10.5 KG Carton weight: 27 LB 12.25 KG Carton volume: 20.25 FT³ 0.57 MT³</p>	<table border="1"> <thead> <tr> <th rowspan="2"></th> <th colspan="3">OVERALL DIMENSIONS</th> <th colspan="3">SEAT DIMENSIONS</th> <th colspan="2">BACK DIMENSIONS</th> </tr> <tr> <th>W</th> <th>D</th> <th>H</th> <th>W</th> <th>D</th> <th>H</th> <th>W</th> <th>H</th> </tr> </thead> <tbody> <tr> <td>IN</td> <td>24.5</td> <td>25</td> <td>33</td> <td>20</td> <td>18</td> <td>17</td> <td>20</td> <td>17</td> </tr> <tr> <td>MM</td> <td>622</td> <td>635</td> <td>838</td> <td>508</td> <td>457</td> <td>432</td> <td>508</td> <td>432</td> </tr> </tbody> </table>		OVERALL DIMENSIONS			SEAT DIMENSIONS			BACK DIMENSIONS		W	D	H	W	D	H	W	H	IN	24.5	25	33	20	18	17	20	17	MM	622	635	838	508	457	432	508	432
			OVERALL DIMENSIONS			SEAT DIMENSIONS			BACK DIMENSIONS																											
		W	D	H	W	D	H	W	H																											
	IN	24.5	25	33	20	18	17	20	17																											
MM	622	635	838	508	457	432	508	432																												
<p>Ergonomic features: M, N</p> <p>RTA 00 2 per carton</p> <p>CANADA GREENGUARD certified</p>																																				



CAPRA



model OTG11740B

STANDARD FEATURES

- General purpose guest chair.
- Chrome oval tube four-legged frame.
- Contoured seat cushion with waterfall edge.
- Perforated polypropylene back with Black mesh fabric (MS20) seat.
- Nylon arms.
- Stackable up to 4 high.
- Compliant with the emissions guidelines set by the GREENGUARD Environmental Institute.

DESCRIPTION	MODEL# / FEATURES	List price							
 <p>Plastic Back Guest Chair Unit weight: 20 LB 9.1 KG Carton weight: 27 LB 12.25 KG Carton volume: 14.75 FT³ 0.41 MT³</p>	OTG11740B	290							
	Stacks 4 high.	OVERALL DIMENSIONS			SEAT DIMENSIONS			BACK DIMENSIONS	
		IN	24.5	22.5	34	18	18	18	15
Ergonomic features: M, N	MM	622	572	864	457	457	457	381	
		RTA 00		2 per carton					




CENTRO



model OTG3915

STANDARD FEATURES

- Multi-purpose guest chair.
- Durable oval steel four-legged frame.
- Contoured back and seat cushions with waterfall seat edge.
- Upholstered armcaps.
- Seating surfaces are upholstered in Black Luxhide bonded leather.
- Compliant with the emissions guidelines set by the GREENGUARD Environmental Institute.

DESCRIPTION	MODEL# / FEATURES	List price							
 <p>Guest Chair Unit weight: 26 LB 11.8 KG Carton weight: 30 LB 13.61 KG Carton volume: 6.25 FT³ 0.17 MT³</p>	OTG3915	314							
	Ergonomic features: M, N	OVERALL DIMENSIONS			SEAT DIMENSIONS			BACK DIMENSIONS	
		IN	24.5	27	33.5	21.5	18.5	17	21.5
	MM	622	686	851	546	470	432	546	406
		RTA 8		courier  1 per carton					

COBALT



model MVL2785

STANDARD FEATURES




- General purpose medium back tilter. Canadian made.
- Standard with height adjustable T-arms with durable self-skinned urethane (SSU) armcaps.
- Dual wheel carpet casters (C65) are standard.
- Seating surfaces can be upholstered in Luxhide bonded leather, in various colors or in all Global grade 1 seating textiles (see page 141).
- Compliant with the emissions guidelines set by the GREENGUARD Environmental Institute.

CHAIR ADJUSTMENTS

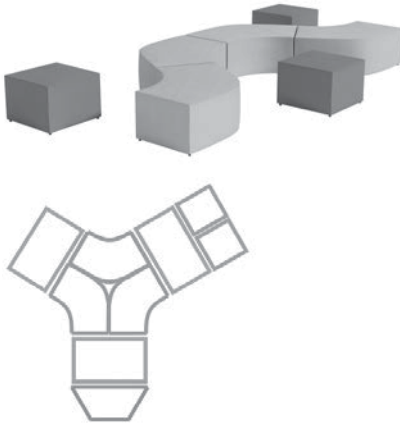
- Center tilt with upright position tilt lock.
- Tilt tension adjustment.
- Pneumatic seat height adjustment.

OPTIONAL FEATURES

- For hard surface flooring casters, please specify (C65R). Add \$17/set.

DESCRIPTION	MODEL# / FEATURES	List price							
 <p>Medium Back Tilter Unit weight: 35 LB 15.9 KG Carton weight: 40 LB 18.14 KG Carton volume: 5.5 FT³ 0.15 MT³</p>	<p>MVL2785 Luxhide bonded leather or fabric (previously MVL2785F)</p>	378							
	<p>Ergonomic features: A, B, C, H, M, N, S</p>	<p>RTA 2</p>	<p>courier</p>	<p>1 per carton</p>					
		OVERALL DIMENSIONS			SEAT DIMENSIONS			BACK DIMENSIONS	
		W	D	H	W	D	H	W	H
		IN 25.5	24.5	36	20	17	15.5-19.5	18.5	18
		MM 648	622	914	508	432	394-495	470	457

CRAFT



Sample layout
Two square units, three rectangle units, three curve-120 degree units, one wedge unit



3-way layout
Three curve-120 degree units, three half round units and three round units



Collaborative pod layout
Six wedge units



Collaborative layout
Six curve-120 degree units, six round units



Sample layout
Two wedge units



Sample layout
Two half round units

STANDARD FEATURES

- Craft is a modular lounge seating series that is easy to configure, durable and ideal for open spaces.
- Modular non-handed components, can be reconfigured to suit your space.
- Curve-120 degree units can create 3-way and collaborative pod configurations.
- Cushions are fully upholstered and mounted on 1.5" high nylon glides.
- Can be upholstered in all Global grade 1 seating textiles or in Luxhide bonded leather (see page 141).
- Compliant with the emissions guidelines set by the GREENGUARD Environmental Institute.

OPTIONAL FEATURES


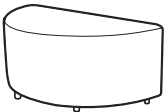
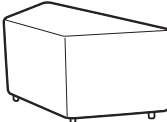
- For dual wheel carpet casters, please specify (C107). Add \$35.
- For hard surface flooring casters, please specify (C107R). Add \$50.

ALTERNATE TEXTILE OPTIONS

- Graded-in and GPM textiles are available. Contact Customer Service for further details.

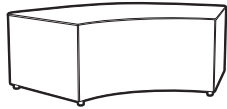
COMPLIMENTARY TABLES AVAILABLE

- Perfect partner for Craft Seating (see page 29).

DESCRIPTION	MODEL# / FEATURES	List price
 <p>Round 20" Unit Unit weight: 17 LB 7.7 KG Carton weight: 23 LB 10.43 KG Carton volume: 5.25 FT³ 0.14 MT³</p>	MVL13007	325
 <p>Half Round 40" Unit Unit weight: 33 LB 15 KG Carton weight: 41 LB 18.6 KG Carton volume: 9.5 FT³ 0.26 MT³</p>	MVL13008	425
 <p>Wedge Unit Unit weight: 29 LB 13.2 KG Carton weight: 37 LB 16.78 KG Carton volume: 8 FT³ 0.22 MT³</p>	MVL13009	425

OVERALL DIMENSIONS			SEAT DIMENSIONS			BACK DIMENSIONS	
W	D	H	W	D	H	W	H
IN 20	20	17.5	-	-	-	-	-
MM 508	508	445	-	-	-	-	-
RTA 1	courier	1 per carton	CANADA	GREENGUARD			
OVERALL DIMENSIONS			SEAT DIMENSIONS			BACK DIMENSIONS	
W	D	H	W	D	H	W	H
IN 40	21	17.5	-	-	-	-	-
MM 1016	533	445	-	-	-	-	-
RTA 1	courier	1 per carton	CANADA	GREENGUARD			
OVERALL DIMENSIONS			SEAT DIMENSIONS			BACK DIMENSIONS	
W	D	H	W	D	H	W	H
IN 40	17.75	17.5	-	-	-	-	-
MM 1016	451	445	-	-	-	-	-
RTA 1	courier	1 per carton	CANADA	GREENGUARD			

DESCRIPTION MODEL# / FEATURES



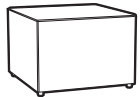
Curve-120 Degree Unit
 Unit weight: 37 LB | 16.8 KG
 Carton weight: 49 LB | 22.23 KG
 Carton volume: 13.25 FT³ | 0.37 MT³

MVL13010		List price		500			
OVERALL DIMENSIONS			SEAT DIMENSIONS			BACK DIMENSIONS	
W	D	H	W	D	H	W	H
IN 43.5	27.5	17.5	-	-	-	-	-
MM 1105	699	445	-	-	-	-	-
RTA 1		1 per carton		CANADA		GREENMAP	



Rectangle Unit
 Unit weight: 37 LB | 16.8 KG
 Carton weight: 47 LB | 21.32 KG
 Carton volume: 9.5 FT³ | 0.26 MT³



MVL13011		List price		400			
OVERALL DIMENSIONS			SEAT DIMENSIONS			BACK DIMENSIONS	
W	D	H	W	D	H	W	H
IN 40	20	17.5	-	-	-	-	-
MM 1016	508	445	-	-	-	-	-
RTA 1		courier 1 per carton		CANADA		GREENMAP	



Square Unit
 Unit weight: 22 LB | 10 KG
 Carton weight: 28 LB | 12.7 KG
 Carton volume: 5.25 FT³ | 0.14 MT³

MVL13012		List price		300			
OVERALL DIMENSIONS			SEAT DIMENSIONS			BACK DIMENSIONS	
W	D	H	W	D	H	W	H
IN 20	20	17.5	-	-	-	-	-
MM 508	508	445	-	-	-	-	-
RTA 1		courier 1 per carton		CANADA		GREENMAP	

CRAFT TABLES



STANDARD FEATURES

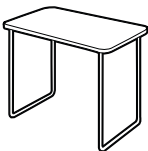
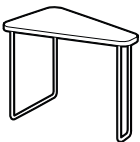
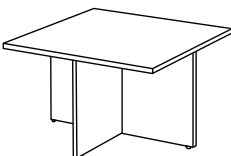
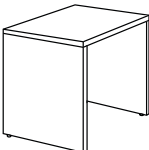
- Craft tables are the perfect partner to Craft seating products in creating casual meeting solutions for today's workplace and learning environments.
- Overtables are designed to overlap Craft seating units or to be used alone. Overtables are easy to move wherever needed.
- Coffee and side tables provide a convenient place to set your drinks, a light lunch or your personal devices during an impromptu discussion.
- Coffee and side tables help to anchor a space and provide nesting spaces to keep the area tidy when mobile Craft cubes are not in use.
- Side tables are optional with cutouts to accommodate to power or USB charging modules. Modules to be ordered separately.

FINISHES

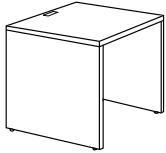
- Docking tables may be ordered in any of the standard laminate finishes below; including two tone where the top is in one finish and the base in another at no upcharge.
 - Overtable tops may be ordered in any of the standard laminate finishes below. Legs in are Chrome finish only.
- | | | | |
|-----|-----------------|-----|-----------------|
| ACJ | Absolute Acajou | DWT | Designer White |
| ASN | Asian Night | HGT | Hayden Grey |
| AWC | Avant Cherry | SKC | Shaker Cherry |
| AWH | Avant Honey | TWL | Tiger Walnut |
| CMB | Clear Maple | WHC | White Chocolate |
| DES | Dark Espresso | WCR | Winter Cherry |

CONSTRUCTION

- **Docking tables:**
 - 1" thick thermally fused laminate surfaces with 2mm thick matching edgeband.
 - Equipped with levelers for uneven surfaces.
 - When square cubes are fully nested, the cubes extend 3" beyond the perimeter of the laminate as an invitation to be pulled out and used again.
- **Overtables:**
 - 11/16" thick thermally fused laminate top with matching self edge.
 - 1/2" diameter steel wire legs. Legs include clear polycarbonate glides.
 - Sized to overlap Craft seating.

CRAFT TABLES	MODEL #	DIMENSIONS IN MM W x D x H	WEIGHT LB KG	VOLUME FT ³ MT ³	LIST PRICE
	MVL13021	16 x 26 x 19 406 x 660 x 483	16.5 7.48	1.2 0.03	\$420
Rectangular Overtable					Lightweight table designed to overlap Craft seating units on pages 27-28. Shipped easy to assemble in 1 carton.
	MVL13022	5.25-16 x 26 x 19 133-406 x 660 x 483	12.5 5.67	1.2 0.03	\$390
Wedge Overtable					Lightweight table designed to overlap Craft seating units on pages 27-28. Top tapers from 16" at the wide end to 5.25" at the narrow end. Shipped easy to assemble in 1 carton.
	ML35SCDK	35 x 35 x 19.5 889 x 889 x 495	78 35.38	2.2 0.06	\$388
Square Cube Docking Table					Provides nesting space for four MVL13007 (round) or MVL13012 (square) Craft units. Assembly required.
	ML2418CDK	24 x 18.2 x 19.5 610 x 462 x 495	53 24.04	2.1 0.05	\$277
Single Docking Table					Provides nesting space for one MVL13007, MVL13012 or MVL13011 Craft units. Shipped assembled.

CRAFT TABLES MODEL # DIMENSIONS ^{IN}/_{MM} WEIGHT ^{LB}/_{KG} VOLUME ^{FT³}/_{MT³} LIST PRICE



Single Docking Table with cutout

	W x D x H			
ML2420CDKP	24 x 20.5 x 19.5 610 x 521 x 495	55 24.95	2.1 0.05	\$287

Provides nesting space for one MVL13007, MVL13012 or MVL13011 Craft units. Inset back to hide cables and cut out designed to accept mini power model MVCOVSM2(S/B) OR MVCOV1U(S/B) ordered separately. Shipped assembled.

POWER / DATA

MVCOVSM2B	2.25 x 3.75 x 3.12 57 x 95 x 791.07	2.35 0.01	0.5	\$267
MVCOVSM2S	2.25 x 3.75 x 3.12 57 x 95 x 791.07	2.35 0.01	0.5	\$267

With USB Block

MVCOV1UB	2.25 x 3.75 x 3.12 57 x 95 x 791.07	2.35 0.01	0.5	\$420
MVCOV1US	2.25 x 3.75 x 3.12 57 x 95 x 791.07	2.35 0.01	0.5	\$420



Mini Power Block Mini Power/USB Block

Designed to retrofit into an existing grommet cut-out to bring power to the desktop. Fits in 3.27" x 1.9" cut-out (FOG, POG) and mounts to 0.5" to 2" thick surface. ETL listed. Available in Black (B) or Silver (S) as indicated by last character of model number. 9' power cord with 90° flat plug with 45° rotation.

MVCOVSM2B/S includes two 12A, 120 VAC spill resistant power receptacles.

MVCOV1UB/S includes one 12A, 120 VAC spill resistant power receptacle and two 2.1A (11W) USB charging ports.

DANIO



model MVL2720



model MVL2721

STANDARD FEATURES





- Canadian made task chairs.
- Hinged auto-adjust back with scuff resistant outer shroud.
- Thick foam and decorative stitch details.
- Standard with height adjustable T-arms with durable self-skinned urethane (SSU) armcaps (except armless models).
- Height adjustable chair is equipped with an adjustable Chrome footrest.
- Dual wheel carpet casters (C65) are standard.
- Can be upholstered in all Global grade 1 seating textiles with the exception of Luxhide (see page 141).
- Compliant with the emissions guidelines set by the GREENGUARD Environmental Institute.

CHAIR ADJUSTMENTS

- Height adjustable back.
- Pneumatic seat height adjustment.
- Seat depth adjustment.

OPTIONAL FEATURES

- For hard surface flooring casters, please specify (C65R). Add \$17/set.

DESCRIPTION	MODEL# / FEATURES	List price																																		
 <p>Armless Task Unit weight: 21 LB 9.5 KG Carton weight: 24 LB 10.89 KG Carton volume: 4.9 FT³ 0.13 MT³</p>	<p>MVL2720 Fabric</p> <p>Ergonomic features: C, D, E, M, N</p>	206																																		
		<table border="1"> <thead> <tr> <th colspan="3">OVERALL DIMENSIONS</th> <th colspan="3">SEAT DIMENSIONS</th> <th colspan="2">BACK DIMENSIONS</th> </tr> <tr> <th>W</th> <th>D</th> <th>H</th> <th>W</th> <th>D</th> <th>H</th> <th>W</th> <th>H</th> </tr> </thead> <tbody> <tr> <td>IN 18.5</td> <td>22.5</td> <td>34</td> <td>18.5</td> <td>16.5-18</td> <td>16-21</td> <td>17</td> <td>16-17.5</td> </tr> <tr> <td>MM 470</td> <td>572</td> <td>864</td> <td>470</td> <td>419-457</td> <td>406-533</td> <td>432</td> <td>406-445</td> </tr> </tbody> </table>			OVERALL DIMENSIONS			SEAT DIMENSIONS			BACK DIMENSIONS		W	D	H	W	D	H	W	H	IN 18.5	22.5	34	18.5	16.5-18	16-21	17	16-17.5	MM 470	572	864	470	419-457	406-533	432	406-445
		OVERALL DIMENSIONS			SEAT DIMENSIONS			BACK DIMENSIONS																												
		W	D	H	W	D	H	W	H																											
IN 18.5	22.5	34	18.5	16.5-18	16-21	17	16-17.5																													
MM 470	572	864	470	419-457	406-533	432	406-445																													
<p>RTA 2 courier 1 per carton CANADA GREENGUARD</p>																																				
<p>Ergonomic features: C, D, E, M, N</p>																																				
 <p>Task w/Arms Unit weight: 33 LB 15 KG Carton weight: 36 LB 16.33 KG Carton volume: 5.75 FT³ 0.16 MT³</p>	<p>MVL2721 Fabric</p> <p>Ergonomic features: C, D, E, H, M, N</p>	281																																		
		<table border="1"> <thead> <tr> <th colspan="3">OVERALL DIMENSIONS</th> <th colspan="3">SEAT DIMENSIONS</th> <th colspan="2">BACK DIMENSIONS</th> </tr> <tr> <th>W</th> <th>D</th> <th>H</th> <th>W</th> <th>D</th> <th>H</th> <th>W</th> <th>H</th> </tr> </thead> <tbody> <tr> <td>IN 24</td> <td>22.5</td> <td>34</td> <td>18.5</td> <td>16.5-18</td> <td>16-21</td> <td>17</td> <td>16-17.5</td> </tr> <tr> <td>MM 610</td> <td>572</td> <td>864</td> <td>470</td> <td>419-457</td> <td>406-533</td> <td>432</td> <td>406-445</td> </tr> </tbody> </table>			OVERALL DIMENSIONS			SEAT DIMENSIONS			BACK DIMENSIONS		W	D	H	W	D	H	W	H	IN 24	22.5	34	18.5	16.5-18	16-21	17	16-17.5	MM 610	572	864	470	419-457	406-533	432	406-445
		OVERALL DIMENSIONS			SEAT DIMENSIONS			BACK DIMENSIONS																												
		W	D	H	W	D	H	W	H																											
IN 24	22.5	34	18.5	16.5-18	16-21	17	16-17.5																													
MM 610	572	864	470	419-457	406-533	432	406-445																													
<p>RTA 2 courier 1 per carton CANADA GREENGUARD</p>																																				
<p>Ergonomic features: C, D, E, H, M, N</p>																																				
 <p>Armless Height Adjustable Task Unit weight: 33 LB 15 KG Carton weight: 37 LB 16.78 KG Carton volume: 6.75 FT³ 0.19 MT³</p>	<p>MVL2723 Fabric</p> <p>Ergonomic features: C, D, E, M, N</p>	360																																		
		<table border="1"> <thead> <tr> <th colspan="3">OVERALL DIMENSIONS</th> <th colspan="3">SEAT DIMENSIONS</th> <th colspan="2">BACK DIMENSIONS</th> </tr> <tr> <th>W</th> <th>D</th> <th>H</th> <th>W</th> <th>D</th> <th>H</th> <th>W</th> <th>H</th> </tr> </thead> <tbody> <tr> <td>IN 24</td> <td>22.5</td> <td>43</td> <td>18.5</td> <td>16.5-18</td> <td>23-33</td> <td>16.5</td> <td>16-17.5</td> </tr> <tr> <td>MM 610</td> <td>572</td> <td>1092</td> <td>470</td> <td>419-457</td> <td>584-838</td> <td>419</td> <td>406-445</td> </tr> </tbody> </table>			OVERALL DIMENSIONS			SEAT DIMENSIONS			BACK DIMENSIONS		W	D	H	W	D	H	W	H	IN 24	22.5	43	18.5	16.5-18	23-33	16.5	16-17.5	MM 610	572	1092	470	419-457	584-838	419	406-445
		OVERALL DIMENSIONS			SEAT DIMENSIONS			BACK DIMENSIONS																												
		W	D	H	W	D	H	W	H																											
IN 24	22.5	43	18.5	16.5-18	23-33	16.5	16-17.5																													
MM 610	572	1092	470	419-457	584-838	419	406-445																													
<p>RTA 2 courier 1 per carton CANADA GREENGUARD</p>																																				
<p>Ergonomic features: C, D, E, M, N</p>																																				
 <p>Height Adjustable T-Arms - 1 pair Unit weight: 8 LB 3.6 KG Carton weight: 10 LB 4.54 KG Carton volume: 1.3 FT³ 0.03 MT³</p>	<p>MVL2784</p>	88																																		
		<table border="1"> <thead> <tr> <th colspan="3">OVERALL DIMENSIONS</th> <th colspan="3">SEAT DIMENSIONS</th> <th colspan="2">BACK DIMENSIONS</th> </tr> <tr> <th>W</th> <th>D</th> <th>H</th> <th>W</th> <th>D</th> <th>H</th> <th>W</th> <th>H</th> </tr> </thead> <tbody> <tr> <td>IN 3</td> <td>10</td> <td>12</td> <td>-</td> <td>-</td> <td>-</td> <td>-</td> <td>-</td> </tr> <tr> <td>MM 76</td> <td>254</td> <td>305</td> <td>-</td> <td>-</td> <td>-</td> <td>-</td> <td>-</td> </tr> </tbody> </table>			OVERALL DIMENSIONS			SEAT DIMENSIONS			BACK DIMENSIONS		W	D	H	W	D	H	W	H	IN 3	10	12	-	-	-	-	-	MM 76	254	305	-	-	-	-	-
		OVERALL DIMENSIONS			SEAT DIMENSIONS			BACK DIMENSIONS																												
		W	D	H	W	D	H	W	H																											
IN 3	10	12	-	-	-	-	-																													
MM 76	254	305	-	-	-	-	-																													
<p>RTA 00 courier 1 pair per carton (pricing is for the pair, specifications are for one arm)</p>																																				
<p>Ergonomic features: C, D, E, M, N</p>																																				

DASH



model OTG11760B

STANDARD FEATURES

- Multi-purpose guest/occasional chair.
- Durable welded four-legged steel frame.
- Black mesh back with Black mesh fabric (MS20) seat.
- Nylon armcaps.
- Generous proportions.
- Compliant with the emissions guidelines set by the GREENGUARD Environmental Institute.
- Shipped knocked down (KD) - easy to assemble.

DESCRIPTION

MODEL# / FEATURES



Guest Chair, Mesh Back and Uph Seat

Unit weight: 21 LB | 9.5 KG
 Carton weight: 26 LB | 11.79 KG
 Carton volume: 3.9 FT³ | 0.11 MT³

Ergonomic features:
 M, N

List price

OTG11760B 248

OVERALL DIMENSIONS

	W	D	H
IN	23.5	23.5	34
MM	597	597	864

SEAT DIMENSIONS

	W	D	H
IN	19.5	17.5	17.5
MM	495	445	445

BACK DIMENSIONS

	W	H
IN	19	16.5
MM	483	419

RTA 8



1 per carton



DORI 2



model OTG1220B

STANDARD FEATURES

- Multi-purpose stacking chairs.
- Strong welded steel frame in Chrome finish.
- Durable and easy to clean polypropylene back and seat. Available in Black only.
- Armchair has fiberglass reinforced polypropylene arms.
- Stackable up to 5 high on floor.
- Shipped fully assembled.
- Compliant with the emissions guidelines set by the GREENGUARD Environmental Institute.

DESCRIPTION

MODEL# / FEATURES



Stacking Armchair

Unit weight: 15 LB | 6.8 KG
 Carton weight: 17 LB | 7.71 KG
 Carton volume: 14.5 FT³ | 0.41 MT³

Stacks 5 high.

List price

OTG1220B 171

OVERALL DIMENSIONS

	W	D	H
IN	22.5	21	30.5
MM	572	533	775

SEAT DIMENSIONS

	W	D	H
IN	16.5	16	16
MM	419	406	406

BACK DIMENSIONS

	W	H
IN	18	15.5
MM	457	394

RTA 00

4 per carton (pricing and specifications are for one chair)



Armless Stacking Chair

Unit weight: 13 LB | 5.9 KG
 Carton weight: 15 LB | 6.8 KG
 Carton volume: 12.25 FT³ | 0.34 MT³

Stacks 5 high.

List price

OTG1221B 158

OVERALL DIMENSIONS

	W	D	H
IN	18	21	30.5
MM	457	533	775

SEAT DIMENSIONS

	W	D	H
IN	16.5	16	16
MM	419	406	406

BACK DIMENSIONS

	W	H
IN	18	15.5
MM	457	394

RTA 00



4 per carton (pricing and specifications are for one chair)









EOR



model OTG3930B

STANDARD FEATURES

- Multi-purpose guest chair.
- Durable steel four-legged frame.
- Contoured back and seat cushions with waterfall seat edge.
- Welcoming soft self-skinned polyurethane armcaps.
- Seat shroud provides a clean overall finish.
- Seating surfaces are upholstered in Black Luxhide bonded leather.
- Mesh back is available in Black only.
- Compliant with the emissions guidelines set by the GREENGUARD Environmental Institute.

DESCRIPTION	MODEL# / FEATURES																																
 <p>Upholstered Guest Chair Unit weight: 26 LB 11.8 KG Carton weight: 31 LB 14.06 KG Carton volume: 4.8 FT³ 0.13 MT³</p>	<p>List price</p> <p>OTG3920B 289</p> <table border="1"> <thead> <tr> <th colspan="3">OVERALL DIMENSIONS</th> <th colspan="3">SEAT DIMENSIONS</th> <th colspan="2">BACK DIMENSIONS</th> </tr> <tr> <th>W</th> <th>D</th> <th>H</th> <th>W</th> <th>D</th> <th>H</th> <th>W</th> <th>H</th> </tr> </thead> <tbody> <tr> <td>IN 24</td> <td>24.5</td> <td>34</td> <td>19</td> <td>19</td> <td>19</td> <td>18.5</td> <td>16</td> </tr> <tr> <td>MM 610</td> <td>622</td> <td>864</td> <td>483</td> <td>483</td> <td>483</td> <td>470</td> <td>406</td> </tr> </tbody> </table> <p>Ergonomic features: M, N</p> <p>RTA 8  1 per carton </p>	OVERALL DIMENSIONS			SEAT DIMENSIONS			BACK DIMENSIONS		W	D	H	W	D	H	W	H	IN 24	24.5	34	19	19	19	18.5	16	MM 610	622	864	483	483	483	470	406
	OVERALL DIMENSIONS			SEAT DIMENSIONS			BACK DIMENSIONS																										
W	D	H	W	D	H	W	H																										
IN 24	24.5	34	19	19	19	18.5	16																										
MM 610	622	864	483	483	483	470	406																										
 <p>Mesh Back Guest Chair Unit weight: 20 LB 9.1 KG Carton weight: 28 LB 12.7 KG Carton volume: 5.25 FT³ 0.14 MT³</p>	<p>List price</p> <p>OTG3930B 289</p> <table border="1"> <thead> <tr> <th colspan="3">OVERALL DIMENSIONS</th> <th colspan="3">SEAT DIMENSIONS</th> <th colspan="2">BACK DIMENSIONS</th> </tr> <tr> <th>W</th> <th>D</th> <th>H</th> <th>W</th> <th>D</th> <th>H</th> <th>W</th> <th>H</th> </tr> </thead> <tbody> <tr> <td>IN 24.75</td> <td>24</td> <td>34.25</td> <td>19</td> <td>19</td> <td>19</td> <td>18</td> <td>17</td> </tr> <tr> <td>MM 629</td> <td>610</td> <td>870</td> <td>483</td> <td>483</td> <td>483</td> <td>457</td> <td>432</td> </tr> </tbody> </table> <p>Ergonomic features: M, N</p> <p>RTA 8  1 per carton </p>	OVERALL DIMENSIONS			SEAT DIMENSIONS			BACK DIMENSIONS		W	D	H	W	D	H	W	H	IN 24.75	24	34.25	19	19	19	18	17	MM 629	610	870	483	483	483	457	432
	OVERALL DIMENSIONS			SEAT DIMENSIONS			BACK DIMENSIONS																										
W	D	H	W	D	H	W	H																										
IN 24.75	24	34.25	19	19	19	18	17																										
MM 629	610	870	483	483	483	457	432																										

FLINT



model OTG10930

STANDARD FEATURES




- Mesh back synchro-tilter chair.
- Unique translucent grid offers additional support and a distinct look.
- Standard with height adjustable T-arms with self-skinned urethane (SSU) armcaps.
- Black base with dual wheel carpet casters (C1) is standard.
- Seat is upholstered in Black, Quilt (QL10) with Black mesh back.
- Compliant with the emissions guidelines set by the GREENGUARD Environmental Institute.

CHAIR ADJUSTMENTS

- Synchro tilt with upright position tilt lock.
- Tilt tension adjustment.
- Pneumatic seat height adjustment.

OPTIONAL FEATURES

- Hard surface flooring casters (**C65R**) can be purchased separately. Add \$80/set.

DESCRIPTION	MODEL# / FEATURES	List price							
 <p>High Back Synchro-Tilter Unit weight: 32 LB 14.5 KG Carton weight: 42 LB 19.05 KG Carton volume: 4.1 FT³ 0.11 MT³</p>	<p>OTG10930</p> <p>Ergonomic features: A, B, C, H, L, M, N</p>	395							
		OVERALL DIMENSIONS			SEAT DIMENSIONS			BACK DIMENSIONS	
		W	D	H	W	D	H	W	H
		IN 25.5 MM 648	23 584	40 1016	19.5 495	17.5 445	17-21 432-533	18 457	21 533
		RTA 2		1 per carton					

FORMAT



model MVL3191



model MVL3192

STANDARD FEATURES

- Synchro-tilter chairs with mesh back and upholstered seat. Canadian made.
- Standard with height and width adjustable arms with soft self-skinned urethane (SSU) armcaps that slide forward and backward.
- Dual wheel carpet casters (C1) are standard.
- Air flow mesh back is available in Black only.
- Seating surface can be upholstered in Luxhide bonded leather, in various colors or in all Global grade 1 seating textiles (see page 141).
- MVL3192 features an adjustable headrest which tilts and moves up and down to fit comfortably into the curve of the neck.
- Compliant with the emissions guidelines set by the GREENGUARD Environmental Institute.

CHAIR ADJUSTMENTS

- Synchro tilt with upright position tilt lock.
- Tilt tension adjustment.
- Ratchet back height and headrest adjustment.
- Pneumatic seat height adjustment.

OPTIONAL FEATURES

- For hard surface flooring casters, please specify (C9R). Add \$17/set.

DESCRIPTION

MODEL# / FEATURES



High Back Synchro-Tilter, Mesh Back and Uph Seat

Unit weight: 43 LB | 19.5 KG
 Carton weight: 54 LB | 24.49 KG
 Carton volume: 10.5 FT³ | 0.29 MT³

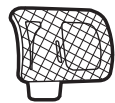
		List price																																	
MVL3191		520																																	
Luxhide bonded leather or fabric (previously MVL3191F)																																			
		Ergonomic features: A, B, C, D, H, L, M, N, Q																																	
		1 per carton																																	
		<table border="1"> <thead> <tr> <th colspan="3">OVERALL DIMENSIONS</th> <th colspan="3">SEAT DIMENSIONS</th> <th colspan="2">BACK DIMENSIONS</th> </tr> <tr> <th>W</th> <th>D</th> <th>H</th> <th>W</th> <th>D</th> <th>H</th> <th>W</th> <th>H</th> </tr> </thead> <tbody> <tr> <td>IN 24.5</td> <td>23</td> <td>43</td> <td>19.5</td> <td>17.5</td> <td>16-21</td> <td>17.5</td> <td>23-25.5</td> </tr> <tr> <td>MM 622</td> <td>584</td> <td>1092</td> <td>495</td> <td>445</td> <td>406-533</td> <td>445</td> <td>584-648</td> </tr> </tbody> </table>		OVERALL DIMENSIONS			SEAT DIMENSIONS			BACK DIMENSIONS		W	D	H	W	D	H	W	H	IN 24.5	23	43	19.5	17.5	16-21	17.5	23-25.5	MM 622	584	1092	495	445	406-533	445	584-648
OVERALL DIMENSIONS			SEAT DIMENSIONS			BACK DIMENSIONS																													
W	D	H	W	D	H	W	H																												
IN 24.5	23	43	19.5	17.5	16-21	17.5	23-25.5																												
MM 622	584	1092	495	445	406-533	445	584-648																												



High Back Synchro-Tilter w/Headrest, Mesh Back and Uph Seat

Unit weight: 45 LB | 20.5 KG
 Carton weight: 56 LB | 25.4 KG
 Carton volume: 11 FT³ | 0.31 MT³

		List price																																	
MVL3192		578																																	
Luxhide bonded leather or fabric (previously MVL3192F)																																			
		Ergonomic features: A, B, C, D, H, L, M, N, Q																																	
		1 per carton																																	
		<table border="1"> <thead> <tr> <th colspan="3">OVERALL DIMENSIONS</th> <th colspan="3">SEAT DIMENSIONS</th> <th colspan="2">BACK DIMENSIONS</th> </tr> <tr> <th>W</th> <th>D</th> <th>H</th> <th>W</th> <th>D</th> <th>H</th> <th>W</th> <th>H</th> </tr> </thead> <tbody> <tr> <td>IN 24.5</td> <td>23</td> <td>50.5</td> <td>19.5</td> <td>17.5</td> <td>16-21</td> <td>17.5</td> <td>30-32.5</td> </tr> <tr> <td>MM 622</td> <td>584</td> <td>1283</td> <td>495</td> <td>445</td> <td>406-533</td> <td>445</td> <td>762-826</td> </tr> </tbody> </table>		OVERALL DIMENSIONS			SEAT DIMENSIONS			BACK DIMENSIONS		W	D	H	W	D	H	W	H	IN 24.5	23	50.5	19.5	17.5	16-21	17.5	30-32.5	MM 622	584	1283	495	445	406-533	445	762-826
OVERALL DIMENSIONS			SEAT DIMENSIONS			BACK DIMENSIONS																													
W	D	H	W	D	H	W	H																												
IN 24.5	23	50.5	19.5	17.5	16-21	17.5	30-32.5																												
MM 622	584	1283	495	445	406-533	445	762-826																												



Headrest for Format Chairs

Unit weight: 1 LB | 0.5 KG
 Carton weight: 2 LB | 0.91 KG
 Carton volume: 0.5 FT³ | 0.01 MT³

		List price																																	
MVL3196		59																																	
Easily attaches to MVL3191.																																			
		Available in Black mesh only.																																	
		1 per carton																																	
		<table border="1"> <thead> <tr> <th colspan="3">OVERALL DIMENSIONS</th> <th colspan="3">SEAT DIMENSIONS</th> <th colspan="2">BACK DIMENSIONS</th> </tr> <tr> <th>W</th> <th>D</th> <th>H</th> <th>W</th> <th>D</th> <th>H</th> <th>W</th> <th>H</th> </tr> </thead> <tbody> <tr> <td>IN 11.25</td> <td>4.5</td> <td>9</td> <td>-</td> <td>-</td> <td>-</td> <td>-</td> <td>-</td> </tr> <tr> <td>MM 286</td> <td>114</td> <td>229</td> <td>-</td> <td>-</td> <td>-</td> <td>-</td> <td>-</td> </tr> </tbody> </table>		OVERALL DIMENSIONS			SEAT DIMENSIONS			BACK DIMENSIONS		W	D	H	W	D	H	W	H	IN 11.25	4.5	9	-	-	-	-	-	MM 286	114	229	-	-	-	-	-
OVERALL DIMENSIONS			SEAT DIMENSIONS			BACK DIMENSIONS																													
W	D	H	W	D	H	W	H																												
IN 11.25	4.5	9	-	-	-	-	-																												
MM 286	114	229	-	-	-	-	-																												

FULL-TIME



model MVL2900

STANDARD FEATURES

- Canadian made, ergonomic seating.
- Extra thick seat foam and contoured back.
- Standard with height and width adjustable arms with self-skinned urethane (SSU) armcaps.
- Dual wheel carpet casters (C65) are standard.
- Can be upholstered in all Global grade 1 seating textiles with the exception of Luxhide (see page 141).
- Compliant with the emissions guidelines set by the GREENGUARD Environmental Institute.

CHAIR ADJUSTMENTS

- Multi-tilter with infinite position tilt lock.
- Infinite position back and seat angle adjustments, including forward tilt.
- Back height adjustment.
- Pneumatic seat height adjustment.

OPTIONAL FEATURES

- For hard surface flooring casters, please specify **(C65R)**. Add \$17/set.
- For optional sliding seat depth adjustment, please specify **(MD)**. Add \$27.

DESCRIPTION

MODEL# / FEATURES



Medium Back Multi-Tilter
 Unit weight: 50 LB | 22.7 KG
 Carton weight: 56 LB | 25.4 KG
 Carton volume: 9.75 FT³ | 0.27 M³

		List price							
MVL2900		478							
Fabric									
OVERALL DIMENSIONS			SEAT DIMENSIONS			BACK DIMENSIONS			
	W	D	H	W	D	H	W	H	
IN	24.5	25	41	19.5	19	17.5-21.5	20	20-22	
MM	622	635	1041	495	483	445-546	508	508-559	
Ergonomic features:		RTA 2		courier		1 per carton			

GENNEX



model OTG11340





model OTG11341

STANDARD FEATURES

- Multi-purpose guest/nesting chairs feature a flip up seat allowing chairs to stack horizontally.
- Durable Black steel frame.
- Black mesh back.
- Models with arms or without arms are available. Armchair features Black polyurethane armcaps.
- Dual wheel carpet casters are standard.
- Seat can be upholstered in all Global grade 1 seating textiles or in Luxhide bonded leather (see page 141).
- Compliant with the emissions guidelines set by the GREENGUARD Environmental Institute.

OPTIONAL FEATURES

- Hard surface flooring casters (**C9RSET4**) can be purchased separately. Add \$64/set.

DESCRIPTION		MODEL# / FEATURES																																			
 <p>Nesting Guest Armchair w/Casters, Mesh Back and Uph Seat Unit weight: 24 LB 10.9 KG Carton weight: 29 LB 13.15 KG Carton volume: 15.75 FT³ 0.44 MT³</p>	Ergonomic features: M, N	OTG11340	List price 419																																		
		<table border="1"> <thead> <tr> <th rowspan="2"></th> <th colspan="3">OVERALL DIMENSIONS</th> <th colspan="3">SEAT DIMENSIONS</th> <th colspan="2">BACK DIMENSIONS</th> </tr> <tr> <th>W</th> <th>D</th> <th>H</th> <th>W</th> <th>D</th> <th>H</th> <th>W</th> <th>H</th> </tr> </thead> <tbody> <tr> <td>IN</td> <td>25.5</td> <td>22</td> <td>33</td> <td>17.5</td> <td>16.5</td> <td>20.5</td> <td>17</td> <td>15</td> </tr> <tr> <td>MM</td> <td>648</td> <td>559</td> <td>838</td> <td>445</td> <td>419</td> <td>521</td> <td>432</td> <td>381</td> </tr> </tbody> </table>			OVERALL DIMENSIONS			SEAT DIMENSIONS			BACK DIMENSIONS		W	D	H	W	D	H	W	H	IN	25.5	22	33	17.5	16.5	20.5	17	15	MM	648	559	838	445	419	521	432
	OVERALL DIMENSIONS				SEAT DIMENSIONS			BACK DIMENSIONS																													
	W	D	H	W	D	H	W	H																													
IN	25.5	22	33	17.5	16.5	20.5	17	15																													
MM	648	559	838	445	419	521	432	381																													
 <p>Armless Nesting Guest Chair w/Casters, Mesh Back and Uph Seat Unit weight: 21 LB 9.5 KG Carton weight: 25.5 LB 11.57 KG Carton volume: 13.25 FT³ 0.37 MT³</p>	Ergonomic features: M, N	OTG11341	List price 377																																		
		<table border="1"> <thead> <tr> <th rowspan="2"></th> <th colspan="3">OVERALL DIMENSIONS</th> <th colspan="3">SEAT DIMENSIONS</th> <th colspan="2">BACK DIMENSIONS</th> </tr> <tr> <th>W</th> <th>D</th> <th>H</th> <th>W</th> <th>D</th> <th>H</th> <th>W</th> <th>H</th> </tr> </thead> <tbody> <tr> <td>IN</td> <td>22</td> <td>22</td> <td>33</td> <td>17.5</td> <td>16.5</td> <td>20.5</td> <td>17</td> <td>15</td> </tr> <tr> <td>MM</td> <td>559</td> <td>559</td> <td>838</td> <td>445</td> <td>419</td> <td>521</td> <td>432</td> <td>381</td> </tr> </tbody> </table>			OVERALL DIMENSIONS			SEAT DIMENSIONS			BACK DIMENSIONS		W	D	H	W	D	H	W	H	IN	22	22	33	17.5	16.5	20.5	17	15	MM	559	559	838	445	419	521	432
	OVERALL DIMENSIONS				SEAT DIMENSIONS			BACK DIMENSIONS																													
	W	D	H	W	D	H	W	H																													
IN	22	22	33	17.5	16.5	20.5	17	15																													
MM	559	559	838	445	419	521	432	381																													

GEO



model OTG11641B

STANDARD FEATURES

















- Value priced, quality mesh seating.
- Scuff resistant arched base.
- Standard with height adjustable arms with durable self-skinned urethane (SSU) armcaps (except armless and tilter chairs).
- Tilter chair features fixed loop style polypropylene arms.
- Dual wheel carpet casters (C65) are standard.
- All models have a Black mesh back.
- OTG11636B, OTG11641B, OTG11642B and OTG11678B: Seat is upholstered in Black mesh fabric (MS20).
- Compliant with the emissions guidelines set by the GREENGUARD Environmental Institute.

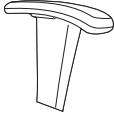

CHAIR ADJUSTMENTS

- **Tilter chair**
 - Center tilt with upright position tilt lock.
 - Tilt tension adjustment.
 - Pneumatic seat height adjustment.
- **Synchro-tilter chair**
 - Synchro tilt with upright position tilt lock.
 - Tilt tension adjustment.
 - Pneumatic seat height adjustment.
- **Task chair**
 - Task mechanism.
 - Pneumatic seat height adjustment.
- **Height adjustable chair**
 - Task mechanism.
 - Height adjustable Chrome footrest.
 - Pneumatic seat height adjustment.

OPTIONAL FEATURES

- Hard surface flooring casters (**C65R**) can be purchased separately. Add \$80/set.

DESCRIPTION	MODEL# / FEATURES	List price	OVERALL DIMENSIONS			SEAT DIMENSIONS			BACK DIMENSIONS																										
			W	D	H	W	D	H	W	H																									
 <p>LB Tilter, Mesh Back and Uph Seat Unit weight: 26 LB 11.8 KG Carton weight: 30 LB 13.61 KG Carton volume: 3.75 FT³ 0.1 MT³</p>	<p>OTG11636B Black mesh fabric</p> <p>Ergonomic features: A, B, C, M, N, S</p>	311	<table border="1"> <tr> <th>IN</th> <th>MM</th> <th></th> </tr> <tr> <td>22</td> <td>559</td> <td>21</td> </tr> <tr> <td>38</td> <td>965</td> <td>38</td> </tr> </table>			IN	MM		22	559	21	38	965	38	<table border="1"> <tr> <th>IN</th> <th>MM</th> <th></th> </tr> <tr> <td>18.5</td> <td>470</td> <td>16.5</td> </tr> <tr> <td>16.5</td> <td>419</td> <td>16.5-20.5</td> </tr> <tr> <td>17.5</td> <td>445</td> <td>17.5</td> </tr> </table>			IN	MM		18.5	470	16.5	16.5	419	16.5-20.5	17.5	445	17.5	<table border="1"> <tr> <th>IN</th> <th>MM</th> </tr> <tr> <td>19</td> <td>483</td> </tr> </table>		IN	MM	19	483
			IN	MM																															
22	559	21																																	
38	965	38																																	
IN	MM																																		
18.5	470	16.5																																	
16.5	419	16.5-20.5																																	
17.5	445	17.5																																	
IN	MM																																		
19	483																																		
					1 per carton																														
 <p>HB Synchro-Tilter, Mesh Back and Uph Seat Unit weight: 38 LB 17.3 KG Carton weight: 43 LB 19.5 KG Carton volume: 4.75 FT³ 0.13 MT³</p>	<p>OTG11641B Black mesh fabric</p> <p>Ergonomic features: A, B, C, H, L, M, N</p>	486	<table border="1"> <tr> <th>IN</th> <th>MM</th> <th></th> </tr> <tr> <td>25</td> <td>635</td> <td>23</td> </tr> <tr> <td>43</td> <td>1092</td> <td>43</td> </tr> </table>			IN	MM		25	635	23	43	1092	43	<table border="1"> <tr> <th>IN</th> <th>MM</th> <th></th> </tr> <tr> <td>20</td> <td>508</td> <td>17.5</td> </tr> <tr> <td>17.5</td> <td>445</td> <td>16-20</td> </tr> <tr> <td>18</td> <td>457</td> <td>18</td> </tr> </table>			IN	MM		20	508	17.5	17.5	445	16-20	18	457	18	<table border="1"> <tr> <th>IN</th> <th>MM</th> </tr> <tr> <td>25</td> <td>635</td> </tr> </table>		IN	MM	25	635
			IN	MM																															
25	635	23																																	
43	1092	43																																	
IN	MM																																		
20	508	17.5																																	
17.5	445	16-20																																	
18	457	18																																	
IN	MM																																		
25	635																																		
					1 per carton																														
 <p>LB Armless Task, Mesh Back and Uph Seat Unit weight: 25 LB 11.4 KG Carton weight: 30 LB 13.61 KG Carton volume: 3.75 FT³ 0.1 MT³</p>	<p>OTG11642B Black mesh fabric</p> <p>Ergonomic features: C, M, N</p>	263	<table border="1"> <tr> <th>IN</th> <th>MM</th> <th></th> </tr> <tr> <td>19</td> <td>483</td> <td>20</td> </tr> <tr> <td>37</td> <td>940</td> <td>37</td> </tr> </table>			IN	MM		19	483	20	37	940	37	<table border="1"> <tr> <th>IN</th> <th>MM</th> <th></th> </tr> <tr> <td>19</td> <td>483</td> <td>17</td> </tr> <tr> <td>17</td> <td>432</td> <td>15.5-20.5</td> </tr> <tr> <td>17</td> <td>432</td> <td>17</td> </tr> </table>			IN	MM		19	483	17	17	432	15.5-20.5	17	432	17	<table border="1"> <tr> <th>IN</th> <th>MM</th> </tr> <tr> <td>19</td> <td>483</td> </tr> </table>		IN	MM	19	483
			IN	MM																															
19	483	20																																	
37	940	37																																	
IN	MM																																		
19	483	17																																	
17	432	15.5-20.5																																	
17	432	17																																	
IN	MM																																		
19	483																																		
					1 per carton																														
 <p>LB Height Adjustable Task, Mesh Back and Uph Seat Unit weight: 37 LB 16.8 KG Carton weight: 42 LB 19.05 KG Carton volume: 6 FT³ 0.16 MT³</p>	<p>OTG11678B Black mesh fabric</p> <p>Ergonomic features: C, H, M, N</p>	480	<table border="1"> <tr> <th>IN</th> <th>MM</th> <th></th> </tr> <tr> <td>25.5</td> <td>648</td> <td>22</td> </tr> <tr> <td>46</td> <td>1168</td> <td>46</td> </tr> </table>			IN	MM		25.5	648	22	46	1168	46	<table border="1"> <tr> <th>IN</th> <th>MM</th> <th></th> </tr> <tr> <td>19</td> <td>483</td> <td>17</td> </tr> <tr> <td>17</td> <td>432</td> <td>22-32</td> </tr> <tr> <td>17.5</td> <td>445</td> <td>17.5</td> </tr> </table>			IN	MM		19	483	17	17	432	22-32	17.5	445	17.5	<table border="1"> <tr> <th>IN</th> <th>MM</th> </tr> <tr> <td>20</td> <td>508</td> </tr> </table>		IN	MM	20	508
			IN	MM																															
25.5	648	22																																	
46	1168	46																																	
IN	MM																																		
19	483	17																																	
17	432	22-32																																	
17.5	445	17.5																																	
IN	MM																																		
20	508																																		
					1 per carton																														

DESCRIPTION	MODEL# / FEATURES																																	
 <p>Height Adjustable Arms for OTG11642B - 1 pair Unit weight: 8 LB 3.6 KG Carton weight: 10 LB 4.54 KG Carton volume: 1.3 FT³ 0.03 MT³</p>	MVL2810	List price 88																																
	<table border="1"> <thead> <tr> <th colspan="3">OVERALL DIMENSIONS</th> <th colspan="3">SEAT DIMENSIONS</th> <th colspan="2">BACK DIMENSIONS</th> </tr> <tr> <th>W</th> <th>D</th> <th>H</th> <th>W</th> <th>D</th> <th>H</th> <th>W</th> <th>H</th> </tr> </thead> <tbody> <tr> <td>IN 3</td> <td>10</td> <td>12</td> <td>-</td> <td>-</td> <td>-</td> <td>-</td> <td>-</td> </tr> <tr> <td>MM 76</td> <td>254</td> <td>305</td> <td>-</td> <td>-</td> <td>-</td> <td>-</td> <td>-</td> </tr> </tbody> </table>		OVERALL DIMENSIONS			SEAT DIMENSIONS			BACK DIMENSIONS		W	D	H	W	D	H	W	H	IN 3	10	12	-	-	-	-	-	MM 76	254	305	-	-	-	-	-
	OVERALL DIMENSIONS			SEAT DIMENSIONS			BACK DIMENSIONS																											
W	D	H	W	D	H	W	H																											
IN 3	10	12	-	-	-	-	-																											
MM 76	254	305	-	-	-	-	-																											
<p>RTA 00  1 pair per carton (pricing is for the pair, specifications are for one arm)</p>																																		

GRANBY



model OTG10904

STANDARD FEATURES




- Mesh back synchro-tilter chair.
- Polished Aluminum base, Black frame and Chrome accents.
- Standard with height adjustable arms with durable self-skinned urethane (SSU) armcaps.
- Dual wheel carpet casters (C1) are standard.
- Air flow Black mesh back.
- Seat is upholstered in Black, Quilt (QL10).
- Compliant with the emissions guidelines set by the GREENGUARD Environmental Institute.

CHAIR ADJUSTMENTS

- Synchro tilt with multi-position tilt lock.
- Tilt tension adjustment.
- Pneumatic seat height adjustment.
- Height adjustable lumbar support.

OPTIONAL FEATURES

- Hard surface flooring casters (**C9R**) can be purchased separately. Add \$80/set.

DESCRIPTION	MODEL# / FEATURES																																	
 <p>High Back Synchro-Tilter Unit weight: 36 LB 16.4 KG Carton weight: 40 LB 18.14 KG Carton volume: 4.5 FT³ 0.12 MT³</p>	OTG10904 Black Quilt	List price 523																																
	<table border="1"> <thead> <tr> <th colspan="3">OVERALL DIMENSIONS</th> <th colspan="3">SEAT DIMENSIONS</th> <th colspan="2">BACK DIMENSIONS</th> </tr> <tr> <th>W</th> <th>D</th> <th>H</th> <th>W</th> <th>D</th> <th>H</th> <th>W</th> <th>H</th> </tr> </thead> <tbody> <tr> <td>IN 24</td> <td>24</td> <td>37.5</td> <td>19</td> <td>19</td> <td>17-20</td> <td>18.5</td> <td>18.5</td> </tr> <tr> <td>MM 610</td> <td>610</td> <td>953</td> <td>483</td> <td>483</td> <td>432-508</td> <td>470</td> <td>470</td> </tr> </tbody> </table>		OVERALL DIMENSIONS			SEAT DIMENSIONS			BACK DIMENSIONS		W	D	H	W	D	H	W	H	IN 24	24	37.5	19	19	17-20	18.5	18.5	MM 610	610	953	483	483	432-508	470	470
	OVERALL DIMENSIONS			SEAT DIMENSIONS			BACK DIMENSIONS																											
W	D	H	W	D	H	W	H																											
IN 24	24	37.5	19	19	17-20	18.5	18.5																											
MM 610	610	953	483	483	432-508	470	470																											
<p>Ergonomic features: A, B, C, D, H, L, M, N RTA 8  1 per carton </p>																																		

HARDY



model OTG13080

STANDARD FEATURES









- Light lounge swivel chair.
- Aluminum base with Chrome finished cylinder
- Black nylon glides are standard on model OTG13080.
- Dual wheel casters are standard on model OTG13081. Acceptable for use on hard surface flooring.
- Can be upholstered in all Global grade 1 seating textiles or in Luxhide bonded leather (see page 141).

CHAIR ADJUSTMENTS

- Pneumatic seat height adjustment.

ALTERNATE TEXTILE OPTIONS

- Graded-in and GPM textiles are available. Contact Customer Service for further details.

DESCRIPTION	MODEL# / FEATURES	List price								
 <p>Swivel Lounge w/Glides Unit weight: 27 LB 12.3 KG Carton weight: 32 LB 14.51 KG Carton volume: 9.25 FT³ 0.26 MT³</p>	<p>OTG13080</p> <p>Ergonomic features: C, M, N</p>	750								
		OVERALL DIMENSIONS			SEAT DIMENSIONS			BACK DIMENSIONS		
		W	D	H	W	D	H	W	H	
		IN 25	26	33	15.5	17.5	16.5-20.5	14	14.5	
MM 635	660	838	394	445	419-521	356	368			
					1 per carton					
 <p>Swivel Lounge w/Casters Unit weight: 27 LB 12.3 KG Carton weight: 32 LB 14.51 KG Carton volume: 9.25 FT³ 0.26 MT³</p>	<p>OTG13081</p> <p>Ergonomic features: C, M, N</p>	750								
		OVERALL DIMENSIONS			SEAT DIMENSIONS			BACK DIMENSIONS		
		W	D	H	W	D	H	W	H	
		IN 25	26	33	15.5	17.5	16.5-20.5	14	14.5	
MM 635	660	838	394	445	419-521	356	368			
					1 per carton					

IBEX



model MVL2801



model MVL2814



model MVL2807



model MVL2809

STANDARD FEATURES

- Ergonomic mesh seating designed to promote good posture and provide maximum comfort. Designed by Zooley Chu, Canadian made.
- Available with four different mechanism options: synchro-tilter, multi-tilter, tilter and task. Height adjustable chairs available with task mechanism only.
- Standard with height adjustable T-arms with self-skinned urethane (SSU) armcaps (except armless and guest chairs).
- Dual wheel carpet casters (C1) are standard (except four-legged guest chairs).
- Guest chairs have polymer armcaps (except armless models), a welded steel wall saver frame and are shipped fully assembled.
- Mesh back and mesh seat models can only be upholstered in Black mesh (MS69).
- Mesh back and upholstered seat models: Mesh back is available in Black (MS69) only and seating surface can be upholstered in Luxhide bonded leather (various colors) or in all Global grade 1 seating textiles (see page 141).
- Compliant with the emissions guidelines set by the GREENGUARD Environmental Institute.

CHAIR ADJUSTMENTS

- **Synchro-tilter chairs**
 - Synchro tilt with multi-position tilt lock.
 - Tilt tension adjustment.
 - Adjustable lumbar support.
 - Pneumatic seat height adjustment.
- **Multi-tilter chairs**
 - Infinite position tilt lock.
 - Tilt tension adjustment.
 - Infinite back and seat angle adjustment.
 - Adjustable lumbar support.
 - Pneumatic seat height adjustment.
- **Tilter chairs**
 - Center tilt with upright position tilt lock.
 - Tilt tension adjustment.
 - Seat depth adjustment.
 - Adjustable lumbar support.
 - Pneumatic seat height adjustment.
- **Task chairs**
 - Seat depth adjustment.
 - Adjustable lumbar support.
 - Pneumatic seat height adjustment.
- **Height adjustable chairs**
 - Task mechanism.
 - Adjustable lumbar support.
 - Pneumatic seat height adjustment.
 - Height adjustable Chrome footrest.

OPTIONAL FEATURES

- For hard surface flooring casters, please specify (C9R). Add \$17/set.
- For optional sliding seat depth adjustment on multi-tilter chairs, please specify (MD). Add \$27.

ALTERNATE TEXTILE OPTIONS

- Graded-in and GPM textiles are available with a minimum of 10 units purchased. Contact Customer Service for further details.

DESCRIPTION MODEL# / FEATURES



Synchro-Tilter, Mesh Back and Uph Seat

Unit weight: 42 LB | 19.1 KG
 Carton weight: 51 LB | 23.13 KG
 Carton volume: 10.5 FT³ | 0.29 MT³

List price
MVL2801 538
 Luxhide bonded leather or fabric (previously MVL2801F)

Ergonomic features:
 A, B, C, D, H, L, M, N

	OVERALL DIMENSIONS			SEAT DIMENSIONS			BACK DIMENSIONS	
	W	D	H	W	D	H	W	H
IN	26	26.5	39.5	20	18.5	16.5-21.5	19.5	20.5
MM	660	673	1003	508	470	419-546	495	521

RTA 2 1 per carton



Multi-Tilter, Mesh Back and Uph Seat

Unit weight: 47 LB | 21.4 KG
 Carton weight: 56 LB | 25.4 KG
 Carton volume: 10.5 FT³ | 0.29 MT³

List price
MVL2803 588
 Luxhide bonded leather or fabric (previously MVL2803F)

Ergonomic features:
 A, B, C, D, F, G, H, M, N, S

	OVERALL DIMENSIONS			SEAT DIMENSIONS			BACK DIMENSIONS	
	W	D	H	W	D	H	W	H
IN	26	27	39.5	20	18.5	17.5-22.5	19.5	20
MM	660	686	1003	508	470	445-572	495	508

RTA 2 1 per carton

DESCRIPTION MODEL# / FEATURES



Tilter, Mesh Back and Uph Seat
 Unit weight: 40 LB | 18.2 KG
 Carton weight: 49 LB | 22.23 KG
 Carton volume: 10.5 FT³ | 0.29 MT³

List price

MVL2804 515
 Luxhide bonded leather
 or fabric (previously MVL2804F)

	OVERALL DIMENSIONS			SEAT DIMENSIONS			BACK DIMENSIONS	
	W	D	H	W	D	H	W	H
IN	26	26.5	38.5	20	18.5	16.5-21.5	19.5	20.5
MM	660	673	978	508	470	419-546	495	521

Ergonomic features:
 A, B, C, D, E, H, M, N, S



1 per carton



Task, Mesh Back and Uph Seat
 Unit weight: 32 LB | 14.5 KG
 Carton weight: 41 LB | 18.6 KG
 Carton volume: 10.5 FT³ | 0.29 MT³

List price

MVL2806 468
 Luxhide bonded leather
 or fabric (previously MVL2806F)

	OVERALL DIMENSIONS			SEAT DIMENSIONS			BACK DIMENSIONS	
	W	D	H	W	D	H	W	H
IN	26	26.5	37	20	18.5	16-21	19.5	20.5
MM	660	673	940	508	470	406-533	495	521

Ergonomic features:
 C, D, E, H, M, N



1 per carton



Armless Height Adjustable, Mesh Back and Uph Seat
 Unit weight: 31 LB | 14.1 KG
 Carton weight: 40 LB | 18.14 KG
 Carton volume: 10.5 FT³ | 0.29 MT³

List price

MVL2807 537
 Luxhide bonded leather
 or fabric (previously MVL2807F)

	OVERALL DIMENSIONS			SEAT DIMENSIONS			BACK DIMENSIONS	
	W	D	H	W	D	H	W	H
IN	20	26.5	48	20	18.5	23-33	19.5	20.5
MM	508	673	1219	508	470	584-838	495	521

Ergonomic features:
 C, D, M, N



1 per carton



Height Adjustable w/Arms, Mesh Back and Uph Seat
 Unit weight: 37 LB | 16.8 KG
 Carton weight: 46 LB | 20.87 KG
 Carton volume: 10.5 FT³ | 0.29 MT³

List price

MVL2808 627
 Luxhide bonded leather
 or fabric (previously MVL2808F)

	OVERALL DIMENSIONS			SEAT DIMENSIONS			BACK DIMENSIONS	
	W	D	H	W	D	H	W	H
IN	26	26.5	48	20	18.5	23-33	19.5	20.5
MM	660	673	1219	508	470	584-838	495	521

Ergonomic features:
 C, D, H, M, N



1 per carton



Guest Chair, Mesh Back and Uph Seat
 Unit weight: 20 LB | 9.1 KG
 Carton weight: 26 LB | 11.79 KG
 Carton volume: 13.5 FT³ | 0.38 MT³

List price

MVL2809 396
 Luxhide bonded leather
 or fabric (previously MVL2809F)

	OVERALL DIMENSIONS			SEAT DIMENSIONS			BACK DIMENSIONS	
	W	D	H	W	D	H	W	H
IN	25.25	24	34.5	19.5	18	17.5	19	17
MM	641	610	876	495	457	445	483	432















Stacks 5 high.





















Ergonomic features:
 M, N




























1 per carton



DESCRIPTION	MODEL# / FEATURES																																			
 <p>Guest Chair w/Casters, Mesh Back and Uph Seat Unit weight: 20 LB 9.1 KG Carton weight: 26 LB 11.79 KG Carton volume: 13.5 FT³ 0.38 MT³</p>	List price MVL2809C 479 Luxhide bonded leather or fabric (previously MVL2809CF)																																			
	<table border="1"> <thead> <tr> <th rowspan="2"></th> <th colspan="3">OVERALL DIMENSIONS</th> <th colspan="3">SEAT DIMENSIONS</th> <th colspan="2">BACK DIMENSIONS</th> </tr> <tr> <th>W</th> <th>D</th> <th>H</th> <th>W</th> <th>D</th> <th>H</th> <th>W</th> <th>H</th> </tr> </thead> <tbody> <tr> <td>IN</td> <td>25.25</td> <td>24</td> <td>34.5</td> <td>19.5</td> <td>18</td> <td>17.5</td> <td>19</td> <td>17</td> </tr> <tr> <td>MM</td> <td>641</td> <td>610</td> <td>876</td> <td>495</td> <td>457</td> <td>445</td> <td>483</td> <td>432</td> </tr> </tbody> </table>		OVERALL DIMENSIONS			SEAT DIMENSIONS			BACK DIMENSIONS		W	D	H	W	D	H	W	H	IN	25.25	24	34.5	19.5	18	17.5	19	17	MM	641	610	876	495	457	445	483	432
			OVERALL DIMENSIONS			SEAT DIMENSIONS			BACK DIMENSIONS																											
		W	D	H	W	D	H	W	H																											
	IN	25.25	24	34.5	19.5	18	17.5	19	17																											
MM	641	610	876	495	457	445	483	432																												
Ergonomic features: M, N	RTA 00 1 per carton																																			
	 																																			
 <p>Synchro-Tilter, Uph Back and Seat Unit weight: 42 LB 19.1 KG Carton weight: 51 LB 23.13 KG Carton volume: 10.5 FT³ 0.29 MT³</p>	List price MVL2811 611 Luxhide bonded leather or fabric (previously MVL2811F)																																			
	<table border="1"> <thead> <tr> <th rowspan="2"></th> <th colspan="3">OVERALL DIMENSIONS</th> <th colspan="3">SEAT DIMENSIONS</th> <th colspan="2">BACK DIMENSIONS</th> </tr> <tr> <th>W</th> <th>D</th> <th>H</th> <th>W</th> <th>D</th> <th>H</th> <th>W</th> <th>H</th> </tr> </thead> <tbody> <tr> <td>IN</td> <td>26</td> <td>26.5</td> <td>39.5</td> <td>20</td> <td>18.5</td> <td>16.5-21.5</td> <td>19.5</td> <td>20.5</td> </tr> <tr> <td>MM</td> <td>660</td> <td>673</td> <td>1003</td> <td>508</td> <td>470</td> <td>419-546</td> <td>495</td> <td>521</td> </tr> </tbody> </table>		OVERALL DIMENSIONS			SEAT DIMENSIONS			BACK DIMENSIONS		W	D	H	W	D	H	W	H	IN	26	26.5	39.5	20	18.5	16.5-21.5	19.5	20.5	MM	660	673	1003	508	470	419-546	495	521
			OVERALL DIMENSIONS			SEAT DIMENSIONS			BACK DIMENSIONS																											
		W	D	H	W	D	H	W	H																											
	IN	26	26.5	39.5	20	18.5	16.5-21.5	19.5	20.5																											
MM	660	673	1003	508	470	419-546	495	521																												
Ergonomic features: A, B, C, D, H, L, M, N	RTA 2 courier 1 per carton																																			
	 																																			
 <p>Multi-Tilter, Uph Back and Seat Unit weight: 47 LB 21.4 KG Carton weight: 56 LB 25.4 KG Carton volume: 10.5 FT³ 0.29 MT³</p>	List price MVL2813 662 Luxhide bonded leather or fabric (previously MVL2813F)																																			
	<table border="1"> <thead> <tr> <th rowspan="2"></th> <th colspan="3">OVERALL DIMENSIONS</th> <th colspan="3">SEAT DIMENSIONS</th> <th colspan="2">BACK DIMENSIONS</th> </tr> <tr> <th>W</th> <th>D</th> <th>H</th> <th>W</th> <th>D</th> <th>H</th> <th>W</th> <th>H</th> </tr> </thead> <tbody> <tr> <td>IN</td> <td>26</td> <td>27</td> <td>39.5</td> <td>20</td> <td>18.5</td> <td>17.5-22.5</td> <td>19.5</td> <td>20</td> </tr> <tr> <td>MM</td> <td>660</td> <td>686</td> <td>1003</td> <td>508</td> <td>470</td> <td>445-572</td> <td>495</td> <td>508</td> </tr> </tbody> </table>		OVERALL DIMENSIONS			SEAT DIMENSIONS			BACK DIMENSIONS		W	D	H	W	D	H	W	H	IN	26	27	39.5	20	18.5	17.5-22.5	19.5	20	MM	660	686	1003	508	470	445-572	495	508
			OVERALL DIMENSIONS			SEAT DIMENSIONS			BACK DIMENSIONS																											
		W	D	H	W	D	H	W	H																											
	IN	26	27	39.5	20	18.5	17.5-22.5	19.5	20																											
MM	660	686	1003	508	470	445-572	495	508																												
Ergonomic features: A, B, C, D, F, G, H, M, N, S	RTA 2 courier 1 per carton																																			
	 																																			
 <p>Tilter, Uph Back and Seat Unit weight: 40 LB 18.2 KG Carton weight: 49 LB 22.23 KG Carton volume: 10.5 FT³ 0.29 MT³</p>	List price MVL2814 587 Luxhide bonded leather or fabric (previously MVL2814F)																																			
	<table border="1"> <thead> <tr> <th rowspan="2"></th> <th colspan="3">OVERALL DIMENSIONS</th> <th colspan="3">SEAT DIMENSIONS</th> <th colspan="2">BACK DIMENSIONS</th> </tr> <tr> <th>W</th> <th>D</th> <th>H</th> <th>W</th> <th>D</th> <th>H</th> <th>W</th> <th>H</th> </tr> </thead> <tbody> <tr> <td>IN</td> <td>26</td> <td>26.5</td> <td>38.5</td> <td>20</td> <td>18.5</td> <td>16.5-21.5</td> <td>19.5</td> <td>20.5</td> </tr> <tr> <td>MM</td> <td>660</td> <td>673</td> <td>978</td> <td>508</td> <td>470</td> <td>419-546</td> <td>495</td> <td>521</td> </tr> </tbody> </table>		OVERALL DIMENSIONS			SEAT DIMENSIONS			BACK DIMENSIONS		W	D	H	W	D	H	W	H	IN	26	26.5	38.5	20	18.5	16.5-21.5	19.5	20.5	MM	660	673	978	508	470	419-546	495	521
			OVERALL DIMENSIONS			SEAT DIMENSIONS			BACK DIMENSIONS																											
		W	D	H	W	D	H	W	H																											
	IN	26	26.5	38.5	20	18.5	16.5-21.5	19.5	20.5																											
MM	660	673	978	508	470	419-546	495	521																												
Ergonomic features: A, B, C, D, E, H, M, N, S	RTA 2 courier 1 per carton																																			
	 																																			
 <p>Task, Uph Back and Seat Unit weight: 32 LB 14.5 KG Carton weight: 41 LB 18.6 KG Carton volume: 10.5 FT³ 0.29 MT³</p>	List price MVL2816 542 Luxhide bonded leather or fabric (previously MVL2816F)																																			
	<table border="1"> <thead> <tr> <th rowspan="2"></th> <th colspan="3">OVERALL DIMENSIONS</th> <th colspan="3">SEAT DIMENSIONS</th> <th colspan="2">BACK DIMENSIONS</th> </tr> <tr> <th>W</th> <th>D</th> <th>H</th> <th>W</th> <th>D</th> <th>H</th> <th>W</th> <th>H</th> </tr> </thead> <tbody> <tr> <td>IN</td> <td>26</td> <td>26.5</td> <td>37</td> <td>20</td> <td>18.5</td> <td>16-21</td> <td>19.5</td> <td>20.5</td> </tr> <tr> <td>MM</td> <td>660</td> <td>673</td> <td>940</td> <td>508</td> <td>470</td> <td>406-533</td> <td>495</td> <td>521</td> </tr> </tbody> </table>		OVERALL DIMENSIONS			SEAT DIMENSIONS			BACK DIMENSIONS		W	D	H	W	D	H	W	H	IN	26	26.5	37	20	18.5	16-21	19.5	20.5	MM	660	673	940	508	470	406-533	495	521
			OVERALL DIMENSIONS			SEAT DIMENSIONS			BACK DIMENSIONS																											
		W	D	H	W	D	H	W	H																											
	IN	26	26.5	37	20	18.5	16-21	19.5	20.5																											
MM	660	673	940	508	470	406-533	495	521																												
Ergonomic features: C, D, E, H, M, N	RTA 2 courier 1 per carton																																			
	 																																			

DESCRIPTION	MODEL# / FEATURES																																			
 <p>Armless Height Adjustable, Uph Back and Seat Unit weight: 31 LB 14.1 KG Carton weight: 40 LB 18.14 KG Carton volume: 10.5 FT³ 0.29 MT³</p>	List price MVL2817 609 Luxehide bonded leather or fabric (previously MVL2817F)																																			
	<table border="1"> <thead> <tr> <th rowspan="2"></th> <th colspan="3">OVERALL DIMENSIONS</th> <th colspan="3">SEAT DIMENSIONS</th> <th colspan="2">BACK DIMENSIONS</th> </tr> <tr> <th>W</th> <th>D</th> <th>H</th> <th>W</th> <th>D</th> <th>H</th> <th>W</th> <th>H</th> </tr> </thead> <tbody> <tr> <td>IN</td> <td>20</td> <td>26.5</td> <td>48</td> <td>20</td> <td>18.5</td> <td>23-33</td> <td>19.5</td> <td>20.5</td> </tr> <tr> <td>MM</td> <td>508</td> <td>673</td> <td>1219</td> <td>508</td> <td>470</td> <td>584-838</td> <td>495</td> <td>521</td> </tr> </tbody> </table>		OVERALL DIMENSIONS			SEAT DIMENSIONS			BACK DIMENSIONS		W	D	H	W	D	H	W	H	IN	20	26.5	48	20	18.5	23-33	19.5	20.5	MM	508	673	1219	508	470	584-838	495	521
			OVERALL DIMENSIONS			SEAT DIMENSIONS			BACK DIMENSIONS																											
		W	D	H	W	D	H	W	H																											
IN	20	26.5	48	20	18.5	23-33	19.5	20.5																												
MM	508	673	1219	508	470	584-838	495	521																												
Ergonomic features: C, D, M, N RTA 2  1 per carton  																																				
 <p>Height Adjustable w/Arms, Uph Back and Seat Unit weight: 37 LB 16.8 KG Carton weight: 46 LB 20.87 KG Carton volume: 10.5 FT³ 0.29 MT³</p>	List price MVL2818 698 Luxehide bonded leather or fabric (previously MVL2818F)																																			
	<table border="1"> <thead> <tr> <th rowspan="2"></th> <th colspan="3">OVERALL DIMENSIONS</th> <th colspan="3">SEAT DIMENSIONS</th> <th colspan="2">BACK DIMENSIONS</th> </tr> <tr> <th>W</th> <th>D</th> <th>H</th> <th>W</th> <th>D</th> <th>H</th> <th>W</th> <th>H</th> </tr> </thead> <tbody> <tr> <td>IN</td> <td>26</td> <td>26.5</td> <td>48</td> <td>20</td> <td>18.5</td> <td>23-33</td> <td>19.5</td> <td>20.5</td> </tr> <tr> <td>MM</td> <td>660</td> <td>673</td> <td>1219</td> <td>508</td> <td>470</td> <td>584-838</td> <td>495</td> <td>521</td> </tr> </tbody> </table>		OVERALL DIMENSIONS			SEAT DIMENSIONS			BACK DIMENSIONS		W	D	H	W	D	H	W	H	IN	26	26.5	48	20	18.5	23-33	19.5	20.5	MM	660	673	1219	508	470	584-838	495	521
			OVERALL DIMENSIONS			SEAT DIMENSIONS			BACK DIMENSIONS																											
		W	D	H	W	D	H	W	H																											
IN	26	26.5	48	20	18.5	23-33	19.5	20.5																												
MM	660	673	1219	508	470	584-838	495	521																												
Ergonomic features: C, D, H, M, N RTA 2  1 per carton  																																				
 <p>Guest Chair, Uph Back and Seat Unit weight: 20 LB 9.1 KG Carton weight: 26 LB 11.79 KG Carton volume: 13.5 FT³ 0.38 MT³</p>	List price MVL2819 465 Luxehide bonded leather or fabric (previously MVL2819F)																																			
	Stacks 5 high. Back exterior upholstered in Jenny, Ebony (JN02). <table border="1"> <thead> <tr> <th rowspan="2"></th> <th colspan="3">OVERALL DIMENSIONS</th> <th colspan="3">SEAT DIMENSIONS</th> <th colspan="2">BACK DIMENSIONS</th> </tr> <tr> <th>W</th> <th>D</th> <th>H</th> <th>W</th> <th>D</th> <th>H</th> <th>W</th> <th>H</th> </tr> </thead> <tbody> <tr> <td>IN</td> <td>25.25</td> <td>24</td> <td>34.5</td> <td>19.5</td> <td>18</td> <td>17.5</td> <td>19</td> <td>17</td> </tr> <tr> <td>MM</td> <td>641</td> <td>610</td> <td>876</td> <td>495</td> <td>457</td> <td>445</td> <td>483</td> <td>432</td> </tr> </tbody> </table>		OVERALL DIMENSIONS			SEAT DIMENSIONS			BACK DIMENSIONS		W	D	H	W	D	H	W	H	IN	25.25	24	34.5	19.5	18	17.5	19	17	MM	641	610	876	495	457	445	483	432
			OVERALL DIMENSIONS			SEAT DIMENSIONS			BACK DIMENSIONS																											
		W	D	H	W	D	H	W	H																											
IN	25.25	24	34.5	19.5	18	17.5	19	17																												
MM	641	610	876	495	457	445	483	432																												
Ergonomic features: M, N RTA 00  1 per carton  																																				
 <p>Guest Chair w/Casters, Uph Back and Seat Unit weight: 20 LB 9.1 KG Carton weight: 26 LB 11.79 KG Carton volume: 13.5 FT³ 0.38 MT³</p>	List price MVL2819C 545 Luxehide bonded leather or fabric (previously MVL2819CF)																																			
	Back exterior upholstered in Jenny, Ebony (JN02). <table border="1"> <thead> <tr> <th rowspan="2"></th> <th colspan="3">OVERALL DIMENSIONS</th> <th colspan="3">SEAT DIMENSIONS</th> <th colspan="2">BACK DIMENSIONS</th> </tr> <tr> <th>W</th> <th>D</th> <th>H</th> <th>W</th> <th>D</th> <th>H</th> <th>W</th> <th>H</th> </tr> </thead> <tbody> <tr> <td>IN</td> <td>25.25</td> <td>24</td> <td>34.5</td> <td>19.5</td> <td>18</td> <td>17.5</td> <td>19</td> <td>17</td> </tr> <tr> <td>MM</td> <td>641</td> <td>610</td> <td>876</td> <td>495</td> <td>457</td> <td>445</td> <td>483</td> <td>432</td> </tr> </tbody> </table>		OVERALL DIMENSIONS			SEAT DIMENSIONS			BACK DIMENSIONS		W	D	H	W	D	H	W	H	IN	25.25	24	34.5	19.5	18	17.5	19	17	MM	641	610	876	495	457	445	483	432
			OVERALL DIMENSIONS			SEAT DIMENSIONS			BACK DIMENSIONS																											
		W	D	H	W	D	H	W	H																											
IN	25.25	24	34.5	19.5	18	17.5	19	17																												
MM	641	610	876	495	457	445	483	432																												
Ergonomic features: M, N RTA 00  1 per carton  																																				
 <p>Synchro-Tilter, Mesh Back and Seat Unit weight: 42 LB 19.1 KG Carton weight: 51 LB 23.13 KG Carton volume: 10.5 FT³ 0.29 MT³</p>	List price MVL2821 641 Black mesh																																			
	<table border="1"> <thead> <tr> <th rowspan="2"></th> <th colspan="3">OVERALL DIMENSIONS</th> <th colspan="3">SEAT DIMENSIONS</th> <th colspan="2">BACK DIMENSIONS</th> </tr> <tr> <th>W</th> <th>D</th> <th>H</th> <th>W</th> <th>D</th> <th>H</th> <th>W</th> <th>H</th> </tr> </thead> <tbody> <tr> <td>IN</td> <td>26</td> <td>26.5</td> <td>39.5</td> <td>20</td> <td>18.5</td> <td>16.5-21.5</td> <td>19.5</td> <td>20.5</td> </tr> <tr> <td>MM</td> <td>660</td> <td>673</td> <td>1003</td> <td>508</td> <td>470</td> <td>419-546</td> <td>495</td> <td>521</td> </tr> </tbody> </table>		OVERALL DIMENSIONS			SEAT DIMENSIONS			BACK DIMENSIONS		W	D	H	W	D	H	W	H	IN	26	26.5	39.5	20	18.5	16.5-21.5	19.5	20.5	MM	660	673	1003	508	470	419-546	495	521
			OVERALL DIMENSIONS			SEAT DIMENSIONS			BACK DIMENSIONS																											
		W	D	H	W	D	H	W	H																											
IN	26	26.5	39.5	20	18.5	16.5-21.5	19.5	20.5																												
MM	660	673	1003	508	470	419-546	495	521																												
Ergonomic features: A, B, C, D, H, L, M RTA 2  1 per carton  																																				

DESCRIPTION	MODEL# / FEATURES																																			
 <p>Multi-Tilter, Mesh Back and Seat Unit weight: 47 LB 21.4 KG Carton weight: 56 LB 25.4 KG Carton volume: 10.5 FT³ 0.29 MT³</p>	List price MVL2823 Black mesh 690																																			
	<table border="1"> <thead> <tr> <th rowspan="2"></th> <th colspan="3">OVERALL DIMENSIONS</th> <th colspan="3">SEAT DIMENSIONS</th> <th colspan="2">BACK DIMENSIONS</th> </tr> <tr> <th>W</th> <th>D</th> <th>H</th> <th>W</th> <th>D</th> <th>H</th> <th>W</th> <th>H</th> </tr> </thead> <tbody> <tr> <td>IN</td> <td>26</td> <td>27</td> <td>39.5</td> <td>20</td> <td>18.5</td> <td>17.5-22.5</td> <td>19.5</td> <td>20</td> </tr> <tr> <td>MM</td> <td>660</td> <td>686</td> <td>1003</td> <td>508</td> <td>470</td> <td>445-572</td> <td>495</td> <td>508</td> </tr> </tbody> </table>		OVERALL DIMENSIONS			SEAT DIMENSIONS			BACK DIMENSIONS		W	D	H	W	D	H	W	H	IN	26	27	39.5	20	18.5	17.5-22.5	19.5	20	MM	660	686	1003	508	470	445-572	495	508
			OVERALL DIMENSIONS			SEAT DIMENSIONS			BACK DIMENSIONS																											
		W	D	H	W	D	H	W	H																											
IN	26	27	39.5	20	18.5	17.5-22.5	19.5	20																												
MM	660	686	1003	508	470	445-572	495	508																												
Ergonomic features: A, B, C, D, F, G, H, M, S																																				
	  1 per carton  																																			
 <p>Tilter, Mesh Back and Seat Unit weight: 40 LB 18.2 KG Carton weight: 49 LB 22.23 KG Carton volume: 10.5 FT³ 0.29 MT³</p>	List price MVL2824 Black mesh 616																																			
	<table border="1"> <thead> <tr> <th rowspan="2"></th> <th colspan="3">OVERALL DIMENSIONS</th> <th colspan="3">SEAT DIMENSIONS</th> <th colspan="2">BACK DIMENSIONS</th> </tr> <tr> <th>W</th> <th>D</th> <th>H</th> <th>W</th> <th>D</th> <th>H</th> <th>W</th> <th>H</th> </tr> </thead> <tbody> <tr> <td>IN</td> <td>26</td> <td>26.5</td> <td>38.5</td> <td>20</td> <td>18.5</td> <td>16.5-21.5</td> <td>19.5</td> <td>20.5</td> </tr> <tr> <td>MM</td> <td>660</td> <td>673</td> <td>978</td> <td>508</td> <td>470</td> <td>419-546</td> <td>495</td> <td>521</td> </tr> </tbody> </table>		OVERALL DIMENSIONS			SEAT DIMENSIONS			BACK DIMENSIONS		W	D	H	W	D	H	W	H	IN	26	26.5	38.5	20	18.5	16.5-21.5	19.5	20.5	MM	660	673	978	508	470	419-546	495	521
			OVERALL DIMENSIONS			SEAT DIMENSIONS			BACK DIMENSIONS																											
		W	D	H	W	D	H	W	H																											
IN	26	26.5	38.5	20	18.5	16.5-21.5	19.5	20.5																												
MM	660	673	978	508	470	419-546	495	521																												
Ergonomic features: A, B, C, D, E, H, M, S																																				
	  1 per carton  																																			
 <p>Task, Mesh Back and Seat Unit weight: 32 LB 14.5 KG Carton weight: 41 LB 18.6 KG Carton volume: 10.5 FT³ 0.29 MT³</p>	List price MVL2826 Black mesh 572																																			
	<table border="1"> <thead> <tr> <th rowspan="2"></th> <th colspan="3">OVERALL DIMENSIONS</th> <th colspan="3">SEAT DIMENSIONS</th> <th colspan="2">BACK DIMENSIONS</th> </tr> <tr> <th>W</th> <th>D</th> <th>H</th> <th>W</th> <th>D</th> <th>H</th> <th>W</th> <th>H</th> </tr> </thead> <tbody> <tr> <td>IN</td> <td>26</td> <td>26.5</td> <td>37</td> <td>20</td> <td>18.5</td> <td>16-21</td> <td>19.5</td> <td>20.5</td> </tr> <tr> <td>MM</td> <td>660</td> <td>673</td> <td>940</td> <td>508</td> <td>470</td> <td>406-533</td> <td>495</td> <td>521</td> </tr> </tbody> </table>		OVERALL DIMENSIONS			SEAT DIMENSIONS			BACK DIMENSIONS		W	D	H	W	D	H	W	H	IN	26	26.5	37	20	18.5	16-21	19.5	20.5	MM	660	673	940	508	470	406-533	495	521
			OVERALL DIMENSIONS			SEAT DIMENSIONS			BACK DIMENSIONS																											
		W	D	H	W	D	H	W	H																											
IN	26	26.5	37	20	18.5	16-21	19.5	20.5																												
MM	660	673	940	508	470	406-533	495	521																												
Ergonomic features: C, D, E, H, M																																				
	  1 per carton  																																			
 <p>Armless Height Adjustable, Mesh Back and Seat Unit weight: 31 LB 14.1 KG Carton weight: 40 LB 18.14 KG Carton volume: 10.5 FT³ 0.29 MT³</p>	List price MVL2827 Black mesh 639																																			
	<table border="1"> <thead> <tr> <th rowspan="2"></th> <th colspan="3">OVERALL DIMENSIONS</th> <th colspan="3">SEAT DIMENSIONS</th> <th colspan="2">BACK DIMENSIONS</th> </tr> <tr> <th>W</th> <th>D</th> <th>H</th> <th>W</th> <th>D</th> <th>H</th> <th>W</th> <th>H</th> </tr> </thead> <tbody> <tr> <td>IN</td> <td>20</td> <td>26.5</td> <td>48</td> <td>20</td> <td>18.5</td> <td>23-33</td> <td>19.5</td> <td>20.5</td> </tr> <tr> <td>MM</td> <td>508</td> <td>673</td> <td>1219</td> <td>508</td> <td>470</td> <td>584-838</td> <td>495</td> <td>521</td> </tr> </tbody> </table>		OVERALL DIMENSIONS			SEAT DIMENSIONS			BACK DIMENSIONS		W	D	H	W	D	H	W	H	IN	20	26.5	48	20	18.5	23-33	19.5	20.5	MM	508	673	1219	508	470	584-838	495	521
			OVERALL DIMENSIONS			SEAT DIMENSIONS			BACK DIMENSIONS																											
		W	D	H	W	D	H	W	H																											
IN	20	26.5	48	20	18.5	23-33	19.5	20.5																												
MM	508	673	1219	508	470	584-838	495	521																												
Ergonomic features: C, D, M																																				
	  1 per carton  																																			
 <p>Height Adjustable w/Arms, Mesh Back and Seat Unit weight: 37 LB 16.8 KG Carton weight: 46 LB 20.87 KG Carton volume: 10.5 FT³ 0.29 MT³</p>	List price MVL2828 Black mesh 727																																			
	<table border="1"> <thead> <tr> <th rowspan="2"></th> <th colspan="3">OVERALL DIMENSIONS</th> <th colspan="3">SEAT DIMENSIONS</th> <th colspan="2">BACK DIMENSIONS</th> </tr> <tr> <th>W</th> <th>D</th> <th>H</th> <th>W</th> <th>D</th> <th>H</th> <th>W</th> <th>H</th> </tr> </thead> <tbody> <tr> <td>IN</td> <td>26</td> <td>26.5</td> <td>48</td> <td>20</td> <td>18.5</td> <td>23-33</td> <td>19.5</td> <td>20.5</td> </tr> <tr> <td>MM</td> <td>660</td> <td>673</td> <td>1219</td> <td>508</td> <td>470</td> <td>584-838</td> <td>495</td> <td>521</td> </tr> </tbody> </table>		OVERALL DIMENSIONS			SEAT DIMENSIONS			BACK DIMENSIONS		W	D	H	W	D	H	W	H	IN	26	26.5	48	20	18.5	23-33	19.5	20.5	MM	660	673	1219	508	470	584-838	495	521
			OVERALL DIMENSIONS			SEAT DIMENSIONS			BACK DIMENSIONS																											
		W	D	H	W	D	H	W	H																											
IN	26	26.5	48	20	18.5	23-33	19.5	20.5																												
MM	660	673	1219	508	470	584-838	495	521																												
Ergonomic features: C, D, H, M																																				
	  1 per carton  																																			

DESCRIPTION MODEL# / FEATURES



Armless Guest Chair, Mesh Back and Uph Seat
 Unit weight: 19 LB | 8.6 KG
 Carton weight: 25 LB | 11.34 KG
 Carton volume: 13 FT³ | 0.36 MT³

List price

MVL2831 369
 Luxhide bonded leather
 or fabric (previously MVL2831F)

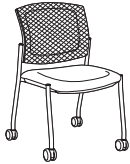
Stacks 5 high.

Ergonomic features:
 M, N

	OVERALL DIMENSIONS			SEAT DIMENSIONS			BACK DIMENSIONS	
	W	D	H	W	D	H	W	H
IN	20	24	34.5	19.5	18	17.5	19	17
MM	508	610	876	495	457	445	483	432

RTA 00

1 per carton



Armless Guest Chair w/Casters, Mesh Back and Uph Seat
 Unit weight: 19 LB | 8.6 KG
 Carton weight: 25 LB | 11.34 KG
 Carton volume: 13 FT³ | 0.36 MT³

List price

MVL2831C 453
 Luxhide bonded leather
 or fabric (previously MVL2831CF)

Ergonomic features:
 M, N

	OVERALL DIMENSIONS			SEAT DIMENSIONS			BACK DIMENSIONS	
	W	D	H	W	D	H	W	H
IN	20	24	34.5	19.5	18	17.5	19	17
MM	508	610	876	495	457	445	483	432

RTA 00

1 per carton



Armless Guest Chair, Uph Back and Seat
 Unit weight: 20 LB | 9.1 KG
 Carton weight: 26 LB | 11.79 KG
 Carton volume: 13 FT³ | 0.36 MT³

List price

MVL2832 438
 Luxhide bonded leather
 or fabric (previously MVL2832F)

Stacks 5 high.


Back exterior upholstered
 in Jenny, Ebony (JN02).

Ergonomic features:
 M, N

	OVERALL DIMENSIONS			SEAT DIMENSIONS			BACK DIMENSIONS	
	W	D	H	W	D	H	W	H
IN	20	24	34.5	19.5	18	17.5	19	17
MM	508	610	876	495	457	445	483	432

RTA 00

1 per carton



Armless Guest Chair w/Casters, Uph Back and Seat
 Unit weight: 20 LB | 9.1 KG
 Carton weight: 26 LB | 11.79 KG
 Carton volume: 13 FT³ | 0.36 MT³

List price

MVL2832C 517
 Luxhide bonded leather
 or fabric (previously MVL2832CF)

Back exterior upholstered
 in Jenny, Ebony (JN02).

Ergonomic features:
 M, N

	OVERALL DIMENSIONS			SEAT DIMENSIONS			BACK DIMENSIONS	
	W	D	H	W	D	H	W	H
IN	20	24	34.5	19.5	18	17.5	19	17
MM	508	610	876	495	457	445	483	432

RTA 00

1 per carton



IONIC BENCHES



model MLUB-2

STANDARD FEATURES

- Upholstered bench with signature H-legs and generous seating area in one, two and three seater options.
- Durable and ideal for open spaces and common areas.
- 2" thick fully upholstered cushions banded on all four sides.
- Cushion is secured to H-legs with T-nuts.
- Can be upholstered in all Global grade 1 seating textiles or in Luxhide bonded leather (see page 141).
- Shipped easy to assemble.

LEG FINISHES









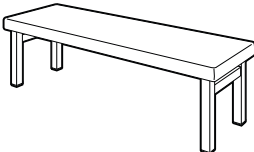



- Legs are painted in a durable Sandtex finish with low profile plastic glides. Available in the following finishes:
BLK Black
DWT Designer White
TUN Tungsten

ALTERNATE TEXTILE OPTIONS

- Graded-in and GPM textiles are available. Contact Customer Service for further details.

COMPLEMENTARY COFFEE TABLES

- For Ionic coffee tables, see page 111.

DESCRIPTION	MODEL# / FEATURES	List price								
 <p>One Seater Bench Unit weight: 19 LB 8.6 KG Carton weight: 23 LB 10.43 KG Carton volume: 3.4 FT³ 0.09 MT³</p>	MLUB-1	495								
	OVERALL DIMENSIONS W D H			SEAT DIMENSIONS W D H			BACK DIMENSIONS W H			
	IN	26.5	20.5	18	-	-	-	-	-	
	MM	673	521	457	-	-	-	-	-	
				2 cartons						
 <p>Two Seater Bench Unit weight: 26 LB 11.8 KG Carton weight: 31 LB 14.06 KG Carton volume: 4.3 FT³ 0.12 MT³</p>	MLUB-2	595								
	OVERALL DIMENSIONS W D H			SEAT DIMENSIONS W D H			BACK DIMENSIONS W H			
	IN	42.5	20.5	18	-	-	-	-	-	
	MM	1080	521	457	-	-	-	-	-	
				2 cartons						
 <p>Three Seater Bench Unit weight: 43 LB 19.5 KG Carton weight: 48 LB 21.77 KG Carton volume: 5.5 FT³ 0.15 MT³</p>	MLUB-3	760								
	OVERALL DIMENSIONS W D H			SEAT DIMENSIONS W D H			BACK DIMENSIONS W H			
	IN	63.5	20.5	18	-	-	-	-	-	
	MM	1613	521	457	-	-	-	-	-	
				2 cartons						

JAVA



model OTG10902

STANDARD FEATURES

- Tilter chair with durable rear shroud.
- Flared fixed loop arms.
- Black frame and Black spider base.
- Dual wheel carpet casters (C65) are standard.
- Only available in Black mesh fabric (MS20) seat with contrasting Grey mesh back.
- Compliant with the emissions guidelines set by the GREENGUARD Environmental Institute.

CHAIR ADJUSTMENTS

- Center tilt with upright position tilt lock.
- Tilt tension adjustment.
- Pneumatic seat height adjustment.

OPTIONAL FEATURES

- Hard surface flooring casters (**C65R**) can be purchased separately. Add \$80/set.

DESCRIPTION

MODEL# / FEATURES



High Back Tilter

Unit weight: 23 LB | 10.5 KG
 Carton weight: 28 LB | 12.7 KG
 Carton volume: 3.4 FT³ | 0.09 MT³

		List price						
OTG10902		301						
OVERALL DIMENSIONS			SEAT DIMENSIONS			BACK DIMENSIONS		
	W	D	H	W	D	H	W	H
IN	24	23	39	19.5	17	17-21	18	20
MM	610	584	991	495	432	432-533	457	508
Ergonomic features:		RTA 8		courier		1 per carton		
A, B, C, M, N, S								

KAYSEE



model OTG12112B

STANDARD FEATURES


- Mesh high back tilter chair.
- Standard with height adjustable T-arms with self-skinned urethane (SSU) armcaps.
- Black base with dual wheel carpet casters (C1) are standard.
- Only available with Black Luxhide bonded leather seat and Black mesh back.
- Compliant with the emissions guidelines set by the GREENGUARD Environmental Institute.

CHAIR ADJUSTMENTS

- Center tilt with upright position tilt lock.
- Tilt tension adjustment.
- Height adjustable flexible lumbar support.
- Pneumatic seat height adjustment.

OPTIONAL FEATURES

- Hard surface flooring casters (**C9R**) can be purchased separately. Add \$80/set.

DESCRIPTION	MODEL# / FEATURES																																		
 <p>High Back Tilter Unit weight: 34 LB 15.5 KG Carton weight: 40 LB 18.14 KG Carton volume: 4.1 FT³ 0.11 MT³</p>	<p>List price</p> <p>OTG12112B 385</p>																																		
	<table border="1"> <thead> <tr> <th rowspan="2"></th> <th colspan="3">OVERALL DIMENSIONS</th> <th colspan="3">SEAT DIMENSIONS</th> <th colspan="2">BACK DIMENSIONS</th> </tr> <tr> <th>W</th> <th>D</th> <th>H</th> <th>W</th> <th>D</th> <th>H</th> <th>W</th> <th>H</th> </tr> </thead> <tbody> <tr> <td>IN</td> <td>25</td> <td>24</td> <td>41</td> <td>20</td> <td>18</td> <td>16.5-20.5</td> <td>18</td> <td>22</td> </tr> <tr> <td>MM</td> <td>635</td> <td>610</td> <td>1041</td> <td>508</td> <td>457</td> <td>419-521</td> <td>457</td> <td>559</td> </tr> </tbody> </table> <p>Ergonomic features: A, B, C, D, H, L, M, N</p> <p>RTA 8 courier 1 per carton</p>		OVERALL DIMENSIONS			SEAT DIMENSIONS			BACK DIMENSIONS		W	D	H	W	D	H	W	H	IN	25	24	41	20	18	16.5-20.5	18	22	MM	635	610	1041	508	457	419-521	457
	OVERALL DIMENSIONS			SEAT DIMENSIONS			BACK DIMENSIONS																												
	W	D	H	W	D	H	W	H																											
IN	25	24	41	20	18	16.5-20.5	18	22																											
MM	635	610	1041	508	457	419-521	457	559																											

KAZAN



model OTG11670B

STANDARD FEATURES


- Unique design by Zooey Chu.
- Comfortable multi-segmented cushions with deep padding.
- Double needle decorative stitch details.
- Fully upholstered arms.
- Dual wheel carpet casters (C65) are standard
- Seating surfaces are upholstered in Black Luxhide bonded leather.
- Compliant with the emissions guidelines set by the GREENGUARD Environmental Institute.

CHAIR ADJUSTMENTS

- Center tilt with upright position tilt lock.
- Tilt tension adjustment.
- Pneumatic seat height adjustment.

OPTIONAL FEATURES

- Hard surface flooring casters (**C65R**) can be purchased separately. Add \$80/set.

DESCRIPTION	MODEL# / FEATURES																																		
 <p>High Back Tilter Unit weight: 54 LB 24.5 KG Carton weight: 60 LB 27.22 KG Carton volume: 8 FT³ 0.22 MT³</p>	<p>List price</p> <p>OTG11670B 589</p>																																		
	<table border="1"> <thead> <tr> <th rowspan="2"></th> <th colspan="3">OVERALL DIMENSIONS</th> <th colspan="3">SEAT DIMENSIONS</th> <th colspan="2">BACK DIMENSIONS</th> </tr> <tr> <th>W</th> <th>D</th> <th>H</th> <th>W</th> <th>D</th> <th>H</th> <th>W</th> <th>H</th> </tr> </thead> <tbody> <tr> <td>IN</td> <td>25.5</td> <td>29.5</td> <td>46</td> <td>21.5</td> <td>20</td> <td>17-21</td> <td>17.5</td> <td>27.5</td> </tr> <tr> <td>MM</td> <td>648</td> <td>749</td> <td>1168</td> <td>546</td> <td>508</td> <td>432-533</td> <td>445</td> <td>699</td> </tr> </tbody> </table> <p>Ergonomic features: A, B, C, M, N, S</p> <p>RTA 8 courier 1 per carton</p>		OVERALL DIMENSIONS			SEAT DIMENSIONS			BACK DIMENSIONS		W	D	H	W	D	H	W	H	IN	25.5	29.5	46	21.5	20	17-21	17.5	27.5	MM	648	749	1168	546	508	432-533	445
	OVERALL DIMENSIONS			SEAT DIMENSIONS			BACK DIMENSIONS																												
	W	D	H	W	D	H	W	H																											
IN	25.5	29.5	46	21.5	20	17-21	17.5	27.5																											
MM	648	749	1168	546	508	432-533	445	699																											

KENO



model OTG11657B

STANDARD FEATURES

- Mesh back manager's tilter chair.
- Contoured back with internal lumbar strap provides excellent support.
- Chrome steel base with dual wheel carpet casters (C65) is standard.
- Chrome steel arms with removable armcaps.
- Only available in Black mesh fabric (MS20) seat with Black mesh back.
- Compliant with the emissions guidelines set by the GREENGUARD Environmental Institute.

CHAIR ADJUSTMENTS

- Center tilt with upright position tilt lock.
- Tilt tension adjustment.
- Pneumatic seat height adjustment.

OPTIONAL FEATURES

- Hard surface flooring casters (**C65R**) can be purchased separately. Add \$80/set.

DESCRIPTION

MODEL# / FEATURES



Tilter, Mesh Back

Unit weight: 35 LB | 15.9 KG
 Carton weight: 40 LB | 18.14 KG
 Carton volume: 3.9 FT³ | 0.11 MT³

OTG11657B List price 497

	OVERALL DIMENSIONS			SEAT DIMENSIONS			BACK DIMENSIONS	
	W	D	H	W	D	H	W	H
IN	24	23.5	41	20	17.5	16.5-20.5	19	21.5
MM	610	597	1041	508	445	419-521	483	546

Ergonomic features:
 A, B, C, M, N, S



1 per carton



LITE-LIFT



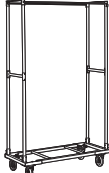



model OTG11674

STANDARD FEATURES

- Multi-purpose folding chair.
- Lightweight, durable, portable and easy to clean.
- Folds flat for compact storage.
- Molded plastic seat and back in Oyster Grey only.
- Strong steel frame in Charcoal color with epoxy coating.
- Stackable up to 25 high on dolly (MVL2776).
- Shipped fully assembled.

For complementary Lite-Lift folding tables, see page 122.

DESCRIPTION	MODEL# / FEATURES																																			
 <p>Armless Folding Chairs - Set of 4 Unit weight: 12 LB 5.5 KG Carton weight: 54 LB 24.49 KG Carton volume: 5.23 FT³ 0.14 MT³</p>	<p>List price</p> <p>OTG11674 387</p>																																			
	<table border="1"> <thead> <tr> <th rowspan="2"></th> <th colspan="3">OVERALL DIMENSIONS</th> <th colspan="3">SEAT DIMENSIONS</th> <th colspan="2">BACK DIMENSIONS</th> </tr> <tr> <th>W</th> <th>D</th> <th>H</th> <th>W</th> <th>D</th> <th>H</th> <th>W</th> <th>H</th> </tr> </thead> <tbody> <tr> <td>IN</td> <td>19</td> <td>22</td> <td>33.5</td> <td>16</td> <td>17</td> <td>17.5</td> <td>18.5</td> <td>17</td> </tr> <tr> <td>MM</td> <td>483</td> <td>559</td> <td>851</td> <td>406</td> <td>432</td> <td>445</td> <td>470</td> <td>432</td> </tr> </tbody> </table>		OVERALL DIMENSIONS			SEAT DIMENSIONS			BACK DIMENSIONS		W	D	H	W	D	H	W	H	IN	19	22	33.5	16	17	17.5	18.5	17	MM	483	559	851	406	432	445	470	432
			OVERALL DIMENSIONS			SEAT DIMENSIONS			BACK DIMENSIONS																											
		W	D	H	W	D	H	W	H																											
IN	19	22	33.5	16	17	17.5	18.5	17																												
MM	483	559	851	406	432	445	470	432																												
<p>RTA 00  1 carton (pricing is for the set, specifications are for one chair)</p>																																				
 <p>Dolly Unit weight: 43 LB 19.5 KG Carton weight: 48 LB 21.77 KG Carton volume: 3.08 FT³ 0.08 MT³</p>	<p>List price</p> <p>MVL2776 402</p>																																			
	<table border="1"> <thead> <tr> <th rowspan="2"></th> <th colspan="3">OVERALL DIMENSIONS</th> <th colspan="3">SEAT DIMENSIONS</th> <th colspan="2">BACK DIMENSIONS</th> </tr> <tr> <th>W</th> <th>D</th> <th>H</th> <th>W</th> <th>D</th> <th>H</th> <th>W</th> <th>H</th> </tr> </thead> <tbody> <tr> <td>IN</td> <td>18.5</td> <td>43.5</td> <td>74.75</td> <td>-</td> <td>-</td> <td>-</td> <td>-</td> <td>-</td> </tr> <tr> <td>MM</td> <td>470</td> <td>1105</td> <td>1899</td> <td>-</td> <td>-</td> <td>-</td> <td>-</td> <td>-</td> </tr> </tbody> </table>		OVERALL DIMENSIONS			SEAT DIMENSIONS			BACK DIMENSIONS		W	D	H	W	D	H	W	H	IN	18.5	43.5	74.75	-	-	-	-	-	MM	470	1105	1899	-	-	-	-	-
			OVERALL DIMENSIONS			SEAT DIMENSIONS			BACK DIMENSIONS																											
		W	D	H	W	D	H	W	H																											
IN	18.5	43.5	74.75	-	-	-	-	-																												
MM	470	1105	1899	-	-	-	-	-																												
<p>Stacks OTG11674 chairs horizontally, up to 25 high.</p> <p>RTA 8  1 per carton</p>																																				

LOCATE



Sample layout
Five single seat units, two end arms, one table bridge and one corner table



Sample layout
Five single bench units, one table bridge and one corner table

STANDARD FEATURES

- Locate is a modular seating series that is easy to configure, durable and ideal for linear and corner spaces.
- Modular non-handed linking components, can be reconfigured to suit your space.
- Cushions are fully upholstered and mounted on welded steel sled bases.
- Can be upholstered in all Global grade 1 seating textiles or in Luxhide bonded leather (see page 141).
- Tables are made from 45 lb. density particle board covered with thermally fused laminate on both sides.
- Tables are available in all Ionic finishes (see page 142).
- Most units can be ganged together with connecting brackets. Connecting brackets are not included with all models (see model description for details).
- Compliant with the emissions guidelines set by the GREENGUARD Environmental Institute.

OPTIONAL FEATURES

- Welded steel sled base and posts are available in Black (BLK) or Tungsten (TUN) finish, please specify. No upcharge.
- For Chrome finish frame on single seats, please specify (CHM). Add \$56.
- For Chrome finish frame on tables or benches, please specify (CHM). Add \$34.

ALTERNATE TEXTILE OPTIONS

- Graded-in and GPM textiles are available. Contact Customer Service for further details.

DESCRIPTION MODEL# / FEATURES



Single Seat
Unit weight: 29 LB | 13.2 KG
Carton weight: 39 LB | 17.69 KG
Carton volume: 16.5 FT³ | 0.46 MT³

MVL5001NA

List price

517

Connecting brackets not included.

	OVERALL DIMENSIONS			SEAT DIMENSIONS			BACK DIMENSIONS	
	W	D	H	W	D	H	W	H
IN	25	29	30.5	25	19	17.5	25	13
MM	635	737	775	635	483	445	635	330

RTA 00

1 per carton



End Arm (Single)
Unit weight: 7 LB | 3.2 KG
Carton weight: 9 LB | 4.08 KG
Carton volume: 1.1 FT³ | 0.03 MT³

MVL5002

List price

164

Can be used on left or right side.

Connecting brackets included. Dimensions do not include the connecting brackets.

	OVERALL DIMENSIONS			SEAT DIMENSIONS			BACK DIMENSIONS	
	W	D	H	W	D	H	W	H
IN	3	18.5	9	-	-	-	-	-
MM	76	470	229	-	-	-	-	-

RTA 00



1 per carton



Center Arm (Single)
Unit weight: 7 LB | 3.2 KG
Carton weight: 10 LB | 4.54 KG
Carton volume: 1.6 FT³ | 0.07 MT³

MVL5002C

List price

164

For use in between single seat and bench units.

Connecting brackets included. Dimensions do not include the connecting brackets.

	OVERALL DIMENSIONS			SEAT DIMENSIONS			BACK DIMENSIONS	
	W	D	H	W	D	H	W	H
IN	3	18.5	9	-	-	-	-	-
MM	76	470	229	-	-	-	-	-

RTA 00



1 per carton



Cushion Bridge
Unit weight: 14 LB | 6.4 KG
Carton weight: 18 LB | 8.16 KG
Carton volume: 2.6 FT³ | 0.07 MT³

MVL5003

List price

197

Connects single seat and bench units.

Connecting brackets included. Dimensions do not include the connecting brackets.





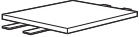





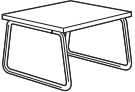








	OVERALL DIMENSIONS			SEAT DIMENSIONS			BACK DIMENSIONS	
	W	D	H	W	D	H	W	H
IN	35	22.5	3.5	-	-	-	-	-
MM	889	572	89	-	-	-	-	-

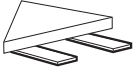




RTA 2



1 per carton



DESCRIPTION	MODEL# / FEATURES																																			
 <p>Single Bench Unit weight: 19 LB 8.6 KG Carton weight: 25 LB 11.34 KG Carton volume: 8.5 FT³ 0.24 MT³</p>	List price																																			
	MVL5004 330																																			
	Connecting brackets not included.																																			
	<table border="1"> <thead> <tr> <th rowspan="2"></th> <th colspan="3">OVERALL DIMENSIONS</th> <th colspan="3">SEAT DIMENSIONS</th> <th colspan="2">BACK DIMENSIONS</th> </tr> <tr> <th>W</th> <th>D</th> <th>H</th> <th>W</th> <th>D</th> <th>H</th> <th>W</th> <th>H</th> </tr> </thead> <tbody> <tr> <td>IN</td> <td>25</td> <td>23</td> <td>17.5</td> <td>25</td> <td>23</td> <td>17.5</td> <td>-</td> <td>-</td> </tr> <tr> <td>MM</td> <td>635</td> <td>584</td> <td>445</td> <td>635</td> <td>584</td> <td>445</td> <td>-</td> <td>-</td> </tr> </tbody> </table>		OVERALL DIMENSIONS			SEAT DIMENSIONS			BACK DIMENSIONS		W	D	H	W	D	H	W	H	IN	25	23	17.5	25	23	17.5	-	-	MM	635	584	445	635	584	445	-	-
			OVERALL DIMENSIONS			SEAT DIMENSIONS			BACK DIMENSIONS																											
W		D	H	W	D	H	W	H																												
IN	25	23	17.5	25	23	17.5	-	-																												
MM	635	584	445	635	584	445	-	-																												
<p>RTA 00  1 per carton</p> <p> </p>																																				
 <p>Table Bridge - 24" Unit weight: 18 LB 8.2 KG Carton weight: 22 LB 9.98 KG Carton volume: 0.6 FT³ 0.01 MT³</p>	List price																																			
	MVL5005 186																																			
	Connecting brackets included.																																			
	<table border="1"> <thead> <tr> <th rowspan="2"></th> <th colspan="3">OVERALL DIMENSIONS</th> <th colspan="3">SEAT DIMENSIONS</th> <th colspan="2">BACK DIMENSIONS</th> </tr> <tr> <th>W</th> <th>D</th> <th>H</th> <th>W</th> <th>D</th> <th>H</th> <th>W</th> <th>H</th> </tr> </thead> <tbody> <tr> <td>IN</td> <td>24</td> <td>21</td> <td>1</td> <td>-</td> <td>-</td> <td>-</td> <td>-</td> <td>-</td> </tr> <tr> <td>MM</td> <td>610</td> <td>533</td> <td>25</td> <td>-</td> <td>-</td> <td>-</td> <td>-</td> <td>-</td> </tr> </tbody> </table>		OVERALL DIMENSIONS			SEAT DIMENSIONS			BACK DIMENSIONS		W	D	H	W	D	H	W	H	IN	24	21	1	-	-	-	-	-	MM	610	533	25	-	-	-	-	-
			OVERALL DIMENSIONS			SEAT DIMENSIONS			BACK DIMENSIONS																											
W		D	H	W	D	H	W	H																												
IN	24	21	1	-	-	-	-	-																												
MM	610	533	25	-	-	-	-	-																												
<p>RTA 8 1 per carton</p> <p> </p>																																				
 <p>Table Bridge - 14" Unit weight: 14 LB 6.4 KG Carton weight: 18 LB 8.16 KG Carton volume: 0.4 FT³ 0.01 MT³</p>	List price																																			
	MVL5006 164																																			
	Connecting brackets included.																																			
	<table border="1"> <thead> <tr> <th rowspan="2"></th> <th colspan="3">OVERALL DIMENSIONS</th> <th colspan="3">SEAT DIMENSIONS</th> <th colspan="2">BACK DIMENSIONS</th> </tr> <tr> <th>W</th> <th>D</th> <th>H</th> <th>W</th> <th>D</th> <th>H</th> <th>W</th> <th>H</th> </tr> </thead> <tbody> <tr> <td>IN</td> <td>14</td> <td>21</td> <td>1</td> <td>-</td> <td>-</td> <td>-</td> <td>-</td> <td>-</td> </tr> <tr> <td>MM</td> <td>356</td> <td>533</td> <td>25</td> <td>-</td> <td>-</td> <td>-</td> <td>-</td> <td>-</td> </tr> </tbody> </table>		OVERALL DIMENSIONS			SEAT DIMENSIONS			BACK DIMENSIONS		W	D	H	W	D	H	W	H	IN	14	21	1	-	-	-	-	-	MM	356	533	25	-	-	-	-	-
			OVERALL DIMENSIONS			SEAT DIMENSIONS			BACK DIMENSIONS																											
W		D	H	W	D	H	W	H																												
IN	14	21	1	-	-	-	-	-																												
MM	356	533	25	-	-	-	-	-																												
<p>RTA 8 1 per carton</p> <p> </p>																																				
 <p>Single Table - 24" Unit weight: 19 LB 8.6 KG Carton weight: 26 LB 11.79 KG Carton volume: 8.5 FT³ 0.24 MT³</p>	List price																																			
	MVL5007 274																																			
	Connecting brackets not included.																																			
	<table border="1"> <thead> <tr> <th rowspan="2"></th> <th colspan="3">OVERALL DIMENSIONS</th> <th colspan="3">SEAT DIMENSIONS</th> <th colspan="2">BACK DIMENSIONS</th> </tr> <tr> <th>W</th> <th>D</th> <th>H</th> <th>W</th> <th>D</th> <th>H</th> <th>W</th> <th>H</th> </tr> </thead> <tbody> <tr> <td>IN</td> <td>24</td> <td>21</td> <td>15</td> <td>-</td> <td>-</td> <td>-</td> <td>-</td> <td>-</td> </tr> <tr> <td>MM</td> <td>610</td> <td>533</td> <td>381</td> <td>-</td> <td>-</td> <td>-</td> <td>-</td> <td>-</td> </tr> </tbody> </table>		OVERALL DIMENSIONS			SEAT DIMENSIONS			BACK DIMENSIONS		W	D	H	W	D	H	W	H	IN	24	21	15	-	-	-	-	-	MM	610	533	381	-	-	-	-	-
			OVERALL DIMENSIONS			SEAT DIMENSIONS			BACK DIMENSIONS																											
W		D	H	W	D	H	W	H																												
IN	24	21	15	-	-	-	-	-																												
MM	610	533	381	-	-	-	-	-																												
<p>RTA 00 1 per carton</p> <p> </p>																																				
 <p>Corner Table - Square Unit weight: 20 LB 9.1 KG Carton weight: 24 LB 10.89 KG Carton volume: 1.7 FT³ 0.04 MT³</p>	List price																																			
	MVL5008 307																																			
	Monopost and connecting brackets included. <i>Dimensions do not include the connecting brackets.</i>																																			
	<table border="1"> <thead> <tr> <th rowspan="2"></th> <th colspan="3">OVERALL DIMENSIONS</th> <th colspan="3">SEAT DIMENSIONS</th> <th colspan="2">BACK DIMENSIONS</th> </tr> <tr> <th>W</th> <th>D</th> <th>H</th> <th>W</th> <th>D</th> <th>H</th> <th>W</th> <th>H</th> </tr> </thead> <tbody> <tr> <td>IN</td> <td>23.5</td> <td>23.5</td> <td>14.5</td> <td>-</td> <td>-</td> <td>-</td> <td>-</td> <td>-</td> </tr> <tr> <td>MM</td> <td>597</td> <td>597</td> <td>368</td> <td>-</td> <td>-</td> <td>-</td> <td>-</td> <td>-</td> </tr> </tbody> </table>		OVERALL DIMENSIONS			SEAT DIMENSIONS			BACK DIMENSIONS		W	D	H	W	D	H	W	H	IN	23.5	23.5	14.5	-	-	-	-	-	MM	597	597	368	-	-	-	-	-
			OVERALL DIMENSIONS			SEAT DIMENSIONS			BACK DIMENSIONS																											
W		D	H	W	D	H	W	H																												
IN	23.5	23.5	14.5	-	-	-	-	-																												
MM	597	597	368	-	-	-	-	-																												
<p>RTA 8 1 per carton</p> <p> </p>																																				
 <p>Corner Table - Quarter Round Unit weight: 18 LB 8.2 KG Carton weight: 22 LB 9.98 KG Carton volume: 1.7 FT³ 0.04 MT³</p>	List price																																			
	MVL5009 307																																			
	Monopost and connecting brackets included. <i>Dimensions do not include the connecting brackets.</i>																																			
	<table border="1"> <thead> <tr> <th rowspan="2"></th> <th colspan="3">OVERALL DIMENSIONS</th> <th colspan="3">SEAT DIMENSIONS</th> <th colspan="2">BACK DIMENSIONS</th> </tr> <tr> <th>W</th> <th>D</th> <th>H</th> <th>W</th> <th>D</th> <th>H</th> <th>W</th> <th>H</th> </tr> </thead> <tbody> <tr> <td>IN</td> <td>23.5</td> <td>23.5</td> <td>14.5</td> <td>-</td> <td>-</td> <td>-</td> <td>-</td> <td>-</td> </tr> <tr> <td>MM</td> <td>597</td> <td>597</td> <td>368</td> <td>-</td> <td>-</td> <td>-</td> <td>-</td> <td>-</td> </tr> </tbody> </table>		OVERALL DIMENSIONS			SEAT DIMENSIONS			BACK DIMENSIONS		W	D	H	W	D	H	W	H	IN	23.5	23.5	14.5	-	-	-	-	-	MM	597	597	368	-	-	-	-	-
			OVERALL DIMENSIONS			SEAT DIMENSIONS			BACK DIMENSIONS																											
W		D	H	W	D	H	W	H																												
IN	23.5	23.5	14.5	-	-	-	-	-																												
MM	597	597	368	-	-	-	-	-																												
<p>RTA 8 1 per carton</p> <p> </p>																																				

DESCRIPTION		MODEL# / FEATURES																																
		List price																																
		MVL5011	39																															
 <p>Connecting Brackets (pair) Unit weight: 1.5 LB 0.7 KG Carton weight: 3.5 LB 1.59 KG Carton volume: 0.1 FT³ 0.003 MT³</p>	Joins single seat and bench units.	<table border="1"> <thead> <tr> <th colspan="3">OVERALL DIMENSIONS</th> <th colspan="3">SEAT DIMENSIONS</th> <th colspan="2">BACK DIMENSIONS</th> </tr> <tr> <th>W</th> <th>D</th> <th>H</th> <th>W</th> <th>D</th> <th>H</th> <th>W</th> <th>H</th> </tr> </thead> <tbody> <tr> <td>IN 2.25</td> <td>10</td> <td>0.12</td> <td>-</td> <td>-</td> <td>-</td> <td>-</td> <td>-</td> </tr> <tr> <td>MM 57</td> <td>254</td> <td>3</td> <td>-</td> <td>-</td> <td>-</td> <td>-</td> <td>-</td> </tr> </tbody> </table>	OVERALL DIMENSIONS			SEAT DIMENSIONS			BACK DIMENSIONS		W	D	H	W	D	H	W	H	IN 2.25	10	0.12	-	-	-	-	-	MM 57	254	3	-	-	-	-	-
		OVERALL DIMENSIONS			SEAT DIMENSIONS			BACK DIMENSIONS																										
		W	D	H	W	D	H	W	H																									
IN 2.25	10	0.12	-	-	-	-	-																											
MM 57	254	3	-	-	-	-	-																											
  1 per carton																																		
 																																		

M-TASK



model MVL2911



model MVL2914

STANDARD FEATURES

- Full function ergonomic seating. Canadian made.
- Slim profile with highly contoured back and waterfall seat front.
- Available with two different mechanism options: synchro-tilter and multi-tilter.
- Standard with height and width adjustable T-arms with durable self-skinned urethane (SSU) armcaps.
- Dual wheel carpet casters (C1) are standard.
- MVL2912 and MVL2914 feature a height and angle adjustable headrest.
- Seating surfaces can be upholstered in Luxhide bonded leather (various colors) or in all Global grade 1 seating textiles (see page 141).
- Compliant with the emissions guidelines set by the GREENGUARD Environmental Institute.

CHAIR ADJUSTMENTS













- **Synchro-tilter chairs**
 - Synchro tilt with multi-position tilt lock.
 - Tilt tension adjustment.
 - Ratchet back height adjustment.
 - Pneumatic seat height adjustment.
- **Multi-tilter chairs**
 - Center tilt with infinite position tilt lock.
 - Tilt tension adjustment.
 - Independent back and seat angle adjustment.
 - Forward seat angle adjustment.
 - Ratchet back height adjustment.
 - Sliding seat depth adjustment.
 - Pneumatic seat height adjustment.





OPTIONAL FEATURES

- For hard surface flooring casters, please specify **(C9R)**. Add \$17/set.

ALTERNATE TEXTILE OPTIONS

- Graded-in and GPM textiles are available with a minimum of 10 units purchased. Contact Customer Service for further details.

DESCRIPTION	MODEL# / FEATURES																																
 <p>High Back Synchro-Tilter Unit weight: 44 LB 20 KG Carton weight: 56 LB 25.4 KG Carton volume: 10.5 FT³ 0.29 MT³</p>	<p>List price</p> <p>MVL2911 594 Luxhide bonded leather or fabric (previously MVL2911F)</p> <table border="1"> <thead> <tr> <th colspan="3">OVERALL DIMENSIONS</th> <th colspan="3">SEAT DIMENSIONS</th> <th colspan="2">BACK DIMENSIONS</th> </tr> <tr> <th>W</th> <th>D</th> <th>H</th> <th>W</th> <th>D</th> <th>H</th> <th>W</th> <th>H</th> </tr> </thead> <tbody> <tr> <td>IN 25</td> <td>23</td> <td>40.5</td> <td>20.5</td> <td>17.5</td> <td>16.5-21.5</td> <td>19</td> <td>22</td> </tr> <tr> <td>MM 635</td> <td>584</td> <td>1029</td> <td>521</td> <td>445</td> <td>419-546</td> <td>483</td> <td>559</td> </tr> </tbody> </table> <p>Ergonomic features: A, B, C, D, H, L, M, N, Q</p> <p>RTA 2  1 per carton  </p>	OVERALL DIMENSIONS			SEAT DIMENSIONS			BACK DIMENSIONS		W	D	H	W	D	H	W	H	IN 25	23	40.5	20.5	17.5	16.5-21.5	19	22	MM 635	584	1029	521	445	419-546	483	559
	OVERALL DIMENSIONS			SEAT DIMENSIONS			BACK DIMENSIONS																										
W	D	H	W	D	H	W	H																										
IN 25	23	40.5	20.5	17.5	16.5-21.5	19	22																										
MM 635	584	1029	521	445	419-546	483	559																										
 <p>Executive Back Synchro-Tilter w/Adj. Headrest Unit weight: 49 LB 22.3 KG Carton weight: 62 LB 28.12 KG Carton volume: 11 FT³ 0.31 MT³</p>	<p>List price</p> <p>MVL2912 679 Luxhide bonded leather or fabric (previously MVL2912F)</p> <table border="1"> <thead> <tr> <th colspan="3">OVERALL DIMENSIONS</th> <th colspan="3">SEAT DIMENSIONS</th> <th colspan="2">BACK DIMENSIONS</th> </tr> <tr> <th>W</th> <th>D</th> <th>H</th> <th>W</th> <th>D</th> <th>H</th> <th>W</th> <th>H</th> </tr> </thead> <tbody> <tr> <td>IN 25</td> <td>23</td> <td>48</td> <td>20.5</td> <td>17.5</td> <td>16.5-21.5</td> <td>19</td> <td>29</td> </tr> <tr> <td>MM 635</td> <td>584</td> <td>1219</td> <td>521</td> <td>445</td> <td>419-546</td> <td>483</td> <td>737</td> </tr> </tbody> </table> <p>Ergonomic features: A, B, C, D, H, L, M, N, Q</p> <p>RTA 2  1 per carton  </p>	OVERALL DIMENSIONS			SEAT DIMENSIONS			BACK DIMENSIONS		W	D	H	W	D	H	W	H	IN 25	23	48	20.5	17.5	16.5-21.5	19	29	MM 635	584	1219	521	445	419-546	483	737
	OVERALL DIMENSIONS			SEAT DIMENSIONS			BACK DIMENSIONS																										
W	D	H	W	D	H	W	H																										
IN 25	23	48	20.5	17.5	16.5-21.5	19	29																										
MM 635	584	1219	521	445	419-546	483	737																										
 <p>High Back Multi-Tilter Unit weight: 50 LB 22.7 KG Carton weight: 62 LB 28.12 KG Carton volume: 10.5 FT³ 0.29 MT³</p>	<p>List price</p> <p>MVL2913 618 Luxhide bonded leather or fabric (previously MVL2913F)</p> <table border="1"> <thead> <tr> <th colspan="3">OVERALL DIMENSIONS</th> <th colspan="3">SEAT DIMENSIONS</th> <th colspan="2">BACK DIMENSIONS</th> </tr> <tr> <th>W</th> <th>D</th> <th>H</th> <th>W</th> <th>D</th> <th>H</th> <th>W</th> <th>H</th> </tr> </thead> <tbody> <tr> <td>IN 25</td> <td>24</td> <td>41</td> <td>20.5</td> <td>18</td> <td>17-22</td> <td>19</td> <td>22</td> </tr> <tr> <td>MM 635</td> <td>610</td> <td>1041</td> <td>521</td> <td>457</td> <td>432-559</td> <td>483</td> <td>559</td> </tr> </tbody> </table> <p>Ergonomic features: A, B, C, D, E, F, G, H, M, N, Q, S</p> <p>RTA 2  1 per carton  </p>	OVERALL DIMENSIONS			SEAT DIMENSIONS			BACK DIMENSIONS		W	D	H	W	D	H	W	H	IN 25	24	41	20.5	18	17-22	19	22	MM 635	610	1041	521	457	432-559	483	559
	OVERALL DIMENSIONS			SEAT DIMENSIONS			BACK DIMENSIONS																										
W	D	H	W	D	H	W	H																										
IN 25	24	41	20.5	18	17-22	19	22																										
MM 635	610	1041	521	457	432-559	483	559																										

DESCRIPTION	MODEL# / FEATURES																																			
 <p>Executive Back Multi-Tilter w/Adj. Headrest Unit weight: 51 LB 23.2 KG Carton weight: 63 LB 28.58 KG Carton volume: 11 FT³ 0.31 MT³</p>	List price																																			
	MVL2914	705																																		
	Luxehide bonded leather or fabric (previously MVL2914F)																																			
	<table border="1"> <thead> <tr> <th rowspan="2"></th> <th colspan="3">OVERALL DIMENSIONS</th> <th colspan="3">SEAT DIMENSIONS</th> <th colspan="2">BACK DIMENSIONS</th> </tr> <tr> <th>W</th> <th>D</th> <th>H</th> <th>W</th> <th>D</th> <th>H</th> <th>W</th> <th>H</th> </tr> </thead> <tbody> <tr> <td>IN</td> <td>25</td> <td>24</td> <td>48</td> <td>20.5</td> <td>18</td> <td>17-22</td> <td>19</td> <td>29</td> </tr> <tr> <td>MM</td> <td>635</td> <td>610</td> <td>1219</td> <td>521</td> <td>457</td> <td>432-559</td> <td>483</td> <td>737</td> </tr> </tbody> </table>			OVERALL DIMENSIONS			SEAT DIMENSIONS			BACK DIMENSIONS		W	D	H	W	D	H	W	H	IN	25	24	48	20.5	18	17-22	19	29	MM	635	610	1219	521	457	432-559	483
	OVERALL DIMENSIONS			SEAT DIMENSIONS			BACK DIMENSIONS																													
	W	D	H	W	D	H	W	H																												
IN	25	24	48	20.5	18	17-22	19	29																												
MM	635	610	1219	521	457	432-559	483	737																												
Ergonomic features: A, B, C, D, E, F, G, H, M, N, Q, S RTA 2  1 per carton  																																				









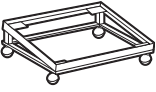



MINTO



model MVL2747

STANDARD FEATURES

- Multi-purpose stacking chairs. Canadian made.
- Fully upholstered seat and back.
- Four-legged round steel tube frame.
- Armchair has polypropylene armcaps.
- Stackable up to 5 high on floor or on optional dolly (MVL2749).
- Can be upholstered in all Global grade 1 seating textiles with the exception of Luxhide (see page 141).
- Compliant with the emissions guidelines set by the GREENGUARD Environmental Institute.
- Shipped fully assembled.

DESCRIPTION	MODEL# / FEATURES																																			
 <p>Low Back Stacking Armchair Unit weight: 15 LB 6.8 KG Carton weight: 18 LB 8.16 KG Carton volume: 12.75 FT³ 0.36 MT³</p>	List price																																			
	MVL2747	210																																		
	Stacks 5 high.																																			
	<table border="1"> <thead> <tr> <th rowspan="2"></th> <th colspan="3">OVERALL DIMENSIONS</th> <th colspan="3">SEAT DIMENSIONS</th> <th colspan="2">BACK DIMENSIONS</th> </tr> <tr> <th>W</th> <th>D</th> <th>H</th> <th>W</th> <th>D</th> <th>H</th> <th>W</th> <th>H</th> </tr> </thead> <tbody> <tr> <td>IN</td> <td>23</td> <td>22.5</td> <td>32</td> <td>18</td> <td>17.5</td> <td>18</td> <td>17.5</td> <td>13.5</td> </tr> <tr> <td>MM</td> <td>584</td> <td>572</td> <td>813</td> <td>457</td> <td>445</td> <td>457</td> <td>445</td> <td>343</td> </tr> </tbody> </table>			OVERALL DIMENSIONS			SEAT DIMENSIONS			BACK DIMENSIONS		W	D	H	W	D	H	W	H	IN	23	22.5	32	18	17.5	18	17.5	13.5	MM	584	572	813	457	445	457	445
	OVERALL DIMENSIONS			SEAT DIMENSIONS			BACK DIMENSIONS																													
	W	D	H	W	D	H	W	H																												
IN	23	22.5	32	18	17.5	18	17.5	13.5																												
MM	584	572	813	457	445	457	445	343																												
Ergonomic features: M, N RTA 00  2 per carton (pricing and specifications are for one chair)  																																				
 <p>Armless Low Back Stacking Chair Unit weight: 14 LB 6.4 KG Carton weight: 17 LB 7.71 KG Carton volume: 11.25 FT³ 0.31 MT³</p>	List price																																			
	MVL2748	164																																		
	Stacks 5 high.																																			
	<table border="1"> <thead> <tr> <th rowspan="2"></th> <th colspan="3">OVERALL DIMENSIONS</th> <th colspan="3">SEAT DIMENSIONS</th> <th colspan="2">BACK DIMENSIONS</th> </tr> <tr> <th>W</th> <th>D</th> <th>H</th> <th>W</th> <th>D</th> <th>H</th> <th>W</th> <th>H</th> </tr> </thead> <tbody> <tr> <td>IN</td> <td>19.5</td> <td>22.5</td> <td>32</td> <td>18</td> <td>17.5</td> <td>18</td> <td>17.5</td> <td>13.5</td> </tr> <tr> <td>MM</td> <td>495</td> <td>572</td> <td>813</td> <td>457</td> <td>445</td> <td>457</td> <td>445</td> <td>343</td> </tr> </tbody> </table>			OVERALL DIMENSIONS			SEAT DIMENSIONS			BACK DIMENSIONS		W	D	H	W	D	H	W	H	IN	19.5	22.5	32	18	17.5	18	17.5	13.5	MM	495	572	813	457	445	457	445
	OVERALL DIMENSIONS			SEAT DIMENSIONS			BACK DIMENSIONS																													
	W	D	H	W	D	H	W	H																												
IN	19.5	22.5	32	18	17.5	18	17.5	13.5																												
MM	495	572	813	457	445	457	445	343																												
Ergonomic features: M, N RTA 00  2 per carton (pricing and specifications are for one chair)  																																				
 <p>Dolly Unit weight: 13 LB 5.9 KG Carton weight: 16 LB 7.26 KG Carton volume: 3.8 FT³ 0.1 MT³</p>	List price																																			
	MVL2749	228																																		
	Black steel frame on 2" casters.																																			
	<table border="1"> <thead> <tr> <th rowspan="2"></th> <th colspan="3">OVERALL DIMENSIONS</th> <th colspan="3">SEAT DIMENSIONS</th> <th colspan="2">BACK DIMENSIONS</th> </tr> <tr> <th>W</th> <th>D</th> <th>H</th> <th>W</th> <th>D</th> <th>H</th> <th>W</th> <th>H</th> </tr> </thead> <tbody> <tr> <td>IN</td> <td>23.25</td> <td>24.75</td> <td>12.25</td> <td>-</td> <td>-</td> <td>-</td> <td>-</td> <td>-</td> </tr> <tr> <td>MM</td> <td>591</td> <td>629</td> <td>311</td> <td>-</td> <td>-</td> <td>-</td> <td>-</td> <td>-</td> </tr> </tbody> </table>			OVERALL DIMENSIONS			SEAT DIMENSIONS			BACK DIMENSIONS		W	D	H	W	D	H	W	H	IN	23.25	24.75	12.25	-	-	-	-	-	MM	591	629	311	-	-	-	-
	OVERALL DIMENSIONS			SEAT DIMENSIONS			BACK DIMENSIONS																													
	W	D	H	W	D	H	W	H																												
IN	23.25	24.75	12.25	-	-	-	-	-																												
MM	591	629	311	-	-	-	-	-																												
Accommodates MVL2747 and MVL2748 chairs, up to 5 high. RTA 1  1 per carton  																																				

MVL FILE BUDDY



model MVL1105

STANDARD FEATURES







- Swivel stool ideal for filing and any mobile desk.
- Five-legged injection molded base available in Black only
- Dual wheel carpet casters (C65) are standard.
- 13.5" diameter seat upholstered in Black vinyl (70).
- Compliant with the emissions guidelines set by the GREENGUARD Environmental Institute.

CHAIR ADJUSTMENTS

- Pneumatic seat height adjustment.

OPTIONAL FEATURES

- For hard surface flooring casters, please specify (C65R). Add \$17/set.

DESCRIPTION		MODEL# / FEATURES																																
		List price																																
		MVL1105	233																															
 <p>Swivel Stool - 5" Pneumatic, 20" Base Unit weight: 11 LB 5 KG Carton weight: 14 LB 6.35 KG Carton volume: 2.5 FT³ 0.07 MT³</p>	<table border="1"> <thead> <tr> <th colspan="3">OVERALL DIMENSIONS</th> <th colspan="3">SEAT DIMENSIONS</th> <th colspan="2">BACK DIMENSIONS</th> </tr> <tr> <th>W</th> <th>D</th> <th>H</th> <th>W</th> <th>D</th> <th>H</th> <th>W</th> <th>H</th> </tr> </thead> <tbody> <tr> <td>IN 13.5</td> <td>13.5</td> <td>18.5</td> <td>13.5</td> <td>-</td> <td>16.5-21.5</td> <td>-</td> <td>-</td> </tr> <tr> <td>MM 343</td> <td>343</td> <td>470</td> <td>343</td> <td>-</td> <td>419-546</td> <td>-</td> <td>-</td> </tr> </tbody> </table>		OVERALL DIMENSIONS			SEAT DIMENSIONS			BACK DIMENSIONS		W	D	H	W	D	H	W	H	IN 13.5	13.5	18.5	13.5	-	16.5-21.5	-	-	MM 343	343	470	343	-	419-546	-	-
	OVERALL DIMENSIONS			SEAT DIMENSIONS			BACK DIMENSIONS																											
W	D	H	W	D	H	W	H																											
IN 13.5	13.5	18.5	13.5	-	16.5-21.5	-	-																											
MM 343	343	470	343	-	419-546	-	-																											
Ergonomic feature: C RTA 1  1 per carton 																																		
		List price																																
		MVL1110	288																															
 <p>Swivel Stool - 10" Pneumatic, 22" Base Unit weight: 14 LB 6.4 KG Carton weight: 17 LB 7.71 KG Carton volume: 2.9 FT³ 0.08 MT³</p>	<table border="1"> <thead> <tr> <th colspan="3">OVERALL DIMENSIONS</th> <th colspan="3">SEAT DIMENSIONS</th> <th colspan="2">BACK DIMENSIONS</th> </tr> <tr> <th>W</th> <th>D</th> <th>H</th> <th>W</th> <th>D</th> <th>H</th> <th>W</th> <th>H</th> </tr> </thead> <tbody> <tr> <td>IN 13.5</td> <td>13.5</td> <td>27.5</td> <td>13.5</td> <td>-</td> <td>22.5-32.5</td> <td>-</td> <td>-</td> </tr> <tr> <td>MM 343</td> <td>343</td> <td>699</td> <td>343</td> <td>-</td> <td>572-826</td> <td>-</td> <td>-</td> </tr> </tbody> </table>		OVERALL DIMENSIONS			SEAT DIMENSIONS			BACK DIMENSIONS		W	D	H	W	D	H	W	H	IN 13.5	13.5	27.5	13.5	-	22.5-32.5	-	-	MM 343	343	699	343	-	572-826	-	-
	OVERALL DIMENSIONS			SEAT DIMENSIONS			BACK DIMENSIONS																											
W	D	H	W	D	H	W	H																											
IN 13.5	13.5	27.5	13.5	-	22.5-32.5	-	-																											
MM 343	343	699	343	-	572-826	-	-																											
Ergonomic feature: C RTA 1  1 per carton 																																		

NEMO



model OTG11921J

STANDARD FEATURES

- Breathable striped mesh back.
- Standard with height adjustable T-arms with self-skinned urethane (SSU) armcaps.
- Scuff resistant arched base.
- Dual wheel carpet casters (C1) are standard.
- Only available in Jenny, Ebony (JN02) with coordinating Black mesh back.
- Compliant with the emissions guidelines set by the GREENGUARD Environmental Institute.

CHAIR ADJUSTMENTS

- Center tilt with upright position tilt lock.
- Tilt tension adjustment.
- Pneumatic seat height adjustment.

OPTIONAL FEATURES

- Hard surface flooring casters (**C9R**) can be purchased separately. Add \$80/set.

DESCRIPTION

MODEL# / FEATURES



Mesh Back Tilter

Unit weight: 33 LB | 15 KG
 Carton weight: 40 LB | 18.14 KG
 Carton volume: 4.25 FT³ | 0.12 MT³

Ergonomic features:
 A, B, C, H, M, N, S

List price

OTG11921J 414

	OVERALL DIMENSIONS			SEAT DIMENSIONS			BACK DIMENSIONS	
	W	D	H	W	D	H	W	H
IN	25	23	39	20	17.5	17-21	19	20
MM	635	584	991	508	445	432-533	483	508



1 per carton



NEWCASTLE



model OTG11782B

STANDARD FEATURES

- A distinguished management and boardroom tilter chair.
- Fixed durable nylon arms with upholstered armcaps.
- Dual wheel carpet casters (C65) are standard.
- Seating surfaces are upholstered in Black Luxhide bonded leather.
- Compliant with the emissions guidelines set by the GREENGUARD Environmental Institute.

CHAIR ADJUSTMENTS

- Center tilt with upright position tilt lock.
- Tilt tension adjustment.
- Pneumatic seat height adjustment.

OPTIONAL FEATURES

- Hard surface flooring casters (**C65R**) can be purchased separately. Add \$80/set.

DESCRIPTION

MODEL# / FEATURES



High Back Tilter

Unit weight: 34 LB | 15.5 KG
 Carton weight: 40 LB | 18.14 KG
 Carton volume: 5.75 FT³ | 0.16 MT³

Ergonomic features:
 A, B, C, M, N, S

List price

OTG11782B 416

	OVERALL DIMENSIONS			SEAT DIMENSIONS			BACK DIMENSIONS	
	W	D	H	W	D	H	W	H
IN	25	26	46	21	18	18.5-22.5	21	24
MM	635	660	1168	533	457	470-572	533	610



1 per carton



OVERTIME



model MVL2756

STANDARD FEATURES

- Canadian made, full function ergonomic chair designed to promote good posture and provide comfort for long-term sitting.
- High comfort seat made from variable density seat foams and a memory foam top.
- Standard with height and width adjustable T-arms with durable self-skinned urethane (SSU) armcaps.
- Dual wheel carpet casters (C65) are standard.
- Seating surfaces can be upholstered in Luxhide bonded leather, in various colors or in all Global grade 1 seating textiles (see page 141).
- Compliant with the emissions guidelines set by the GREENGUARD Environmental Institute.

CHAIR ADJUSTMENTS

- Multi-tilter mechanism with infinite position tilt lock.
- Infinite position back and seat angle adjustments, including forward tilt.
- Ratchet back height adjustment.
- Pneumatic seat height adjustment.

OPTIONAL FEATURES

- For hard surface flooring casters, please specify **(C65R)**. Add \$17/set.
- For optional sliding seat depth adjustment, please specify **(MD)**. Add \$27.

DESCRIPTION

MODEL# / FEATURES



High Back Multi-Tilter

Unit weight: 58 LB | 26.4 KG
 Carton weight: 63 LB | 28.58 KG
 Carton volume: 10.5 FT³ | 0.29 MT³

MODEL# / FEATURES	List price
MVL2756 Luxhide bonded leather or fabric (previously MVL2756F)	543

	OVERALL DIMENSIONS			SEAT DIMENSIONS			BACK DIMENSIONS	
	W	D	H	W	D	H	W	H
IN	26	24.5	40	19.5	18	17-21	19	19-21.5
MM	660	622	1016	495	457	432-533	483	483-546

Ergonomic features:
 A, B, C, D, F, G, H, M, N, Q, S

RTA 2 1 per carton

OVERTIME 350



model MVL13040

STANDARD FEATURES

- Canadian made, specifically intended for users of above average height and/or weight, up to 350 lbs. Not intended for average size users.
- High comfort seat made from variable density seat foams and a memory foam top.
- Standard with height and width adjustable T-arms with sliding, rotating and lockable armcaps.
- Width adjustable arm extensions are standard.
- Dual wheel carpet casters (C65) are standard.
- Seating surfaces can be upholstered in Luxhide bonded leather, in various colors or in all Global grade 1 seating textiles (see page 141).
- Compliant with the emissions guidelines set by the GREENGUARD Environmental Institute.

CHAIR ADJUSTMENTS

- Multi-tilter mechanism with infinite position tilt lock.
- Infinite position back and seat angle adjustments, including forward tilt.
- Ratchet back height adjustment.
- Pneumatic seat height adjustment.
- Seat depth adjustment.

OPTIONAL FEATURES

- For hard surface flooring casters, please specify **(C65R)**. Add \$17/set.

DESCRIPTION

MODEL# / FEATURES



High Back Heavy Duty Multi-Tilter

Unit weight: 62 LB | 28.2 KG
 Carton weight: 68 LB | 30.84 KG
 Carton volume: 15.5 FT³ | 0.43 MT³

MODEL# / FEATURES	List price
MVL13040 Luxhide bonded leather or fabric (previously MVL13040F)	839

	OVERALL DIMENSIONS			SEAT DIMENSIONS			BACK DIMENSIONS	
	W	D	H	W	D	H	W	H
IN	26	26	42	21	18-21	19-23	20.5	19.5-23
MM	660	660	1067	533	457-533	483-584	521	495-584

Ergonomic features:
 A, B, C, D, E, F, G, H, M, N, Q, R, S

RTA 2 1 per carton

OVERTIME 350M



model MVL13090

STANDARD FEATURES




- Canadian made, specifically intended for users of above average height and/or weight, up to 350 lbs. Not intended for average size users.
- High comfort seat made from Ultracell high density, highly resilient foam.
- Breathable mesh back.
- Standard with height and width adjustable T-arms with sliding, rotating and lockable armcaps.
- Dual wheel carpet casters (C65) are standard.
- Seating surfaces can be upholstered in Luxhide bonded leather, in various colors or in all Global grade 1 seating textiles (see page 141).
- Mesh back available in Charcoal only.
- Compliant with the emissions guidelines set by the GREENGUARD Environmental Institute.

CHAIR ADJUSTMENTS

- Multi-tilter mechanism with infinite position tilt lock.
- Infinite position back and seat angle adjustments, including forward tilt.
- Adjustable lumbar support.
- Pneumatic seat height adjustment.
- Seat depth adjustment.

OPTIONAL FEATURES

- For hard surface flooring casters, please specify (C65R). Add \$17/set.

DESCRIPTION		MODEL# / FEATURES										
 <p>Mesh High Back Heavy Duty Multi-Tilter Unit weight: 54 LB 24.5 KG Carton weight: 66 LB 29.94 KG Carton volume: 11.75 FT³ 0.33 MT³</p>	<p>MVL13090 Luxhide bonded leather or fabric</p>		List price								839	
				OVERALL DIMENSIONS			SEAT DIMENSIONS			BACK DIMENSIONS		
				W	D	H	W	D	H	W	H	
				IN MM	26.5 673	23.5 597	43.5 1105	21 533	17-20 432-508	18-22 457-559	20 508	23.5 597
			Ergonomic features: A, B, C, D, E, F, G, H, M, N, Q, R, S			RTA 2		1 per carton		 		

OVERTIME 350S



model MVL13048

STANDARD FEATURES



- Canadian made, specifically intended for users of above average height and/or weight, up to 350 lbs. Not intended for average size users.
- High comfort seat made from Ultracell high density, highly resilient foam.
- Back features side cut-outs to allow space for holsters or utility belt items.
- Standard with height and width adjustable T-arms with sliding, rotating and lockable armcaps.
- Dual wheel carpet casters (C10) are standard.
- Seating surfaces can be upholstered in Luxhide bonded leather, in various colors or in all Global grade 1 seating textiles (see page 141).
- Compliant with the emissions guidelines set by the GREENGUARD Environmental Institute.

CHAIR ADJUSTMENTS

- Infinite position back and seat angle adjustments, including forward tilt.
- Ratchet back height adjustment.
- Pneumatic seat height adjustment.
- Seat depth adjustment.

OPTIONAL FEATURES

- For hard surface flooring casters, please specify (C10R). Add \$17/set.

DESCRIPTION	MODEL# / FEATURES																																		
 <p>Heavy Duty Security Multi-Tilter Unit weight: 56 LB 25.5 KG Carton weight: 63 LB 28.58 KG Carton volume: 13 FT³ 0.36 MT³</p>	<p>List price</p> <p>MVL13048 Luxhide bonded leather or fabric</p> <p>839</p>																																		
	<table border="1"> <thead> <tr> <th rowspan="2"></th> <th colspan="3">OVERALL DIMENSIONS</th> <th colspan="3">SEAT DIMENSIONS</th> <th colspan="2">BACK DIMENSIONS</th> </tr> <tr> <th>W</th> <th>D</th> <th>H</th> <th>W</th> <th>D</th> <th>H</th> <th>W</th> <th>H</th> </tr> </thead> <tbody> <tr> <td>IN</td> <td>27.5</td> <td>25</td> <td>41</td> <td>22</td> <td>18.5-21.5</td> <td>18.5-22.5</td> <td>21</td> <td>19.5-22</td> </tr> <tr> <td>MM</td> <td>699</td> <td>635</td> <td>1041</td> <td>559</td> <td>470-546</td> <td>470-572</td> <td>533</td> <td>495-559</td> </tr> </tbody> </table> <p>Ergonomic features: A, C, D, E, G, H, M, N, Q, R</p> <p>RTA 2 1 per carton</p> <p>CANADA GREENGUARD</p>		OVERALL DIMENSIONS			SEAT DIMENSIONS			BACK DIMENSIONS		W	D	H	W	D	H	W	H	IN	27.5	25	41	22	18.5-21.5	18.5-22.5	21	19.5-22	MM	699	635	1041	559	470-546	470-572	533
	OVERALL DIMENSIONS			SEAT DIMENSIONS			BACK DIMENSIONS																												
	W	D	H	W	D	H	W	H																											
IN	27.5	25	41	22	18.5-21.5	18.5-22.5	21	19.5-22																											
MM	699	635	1041	559	470-546	470-572	533	495-559																											
 <p>Armless Heavy Duty Security Multi-Tilter Unit weight: 48 LB 21.8 KG Carton weight: 55 LB 24.95 KG Carton volume: 13 FT³ 0.36 MT³</p>	<p>List price</p> <p>MVL13049 Luxhide bonded leather or fabric</p> <p>689</p>																																		
	<table border="1"> <thead> <tr> <th rowspan="2"></th> <th colspan="3">OVERALL DIMENSIONS</th> <th colspan="3">SEAT DIMENSIONS</th> <th colspan="2">BACK DIMENSIONS</th> </tr> <tr> <th>W</th> <th>D</th> <th>H</th> <th>W</th> <th>D</th> <th>H</th> <th>W</th> <th>H</th> </tr> </thead> <tbody> <tr> <td>IN</td> <td>22</td> <td>25</td> <td>41</td> <td>22</td> <td>18.5-21.5</td> <td>18.5-22.5</td> <td>21</td> <td>19.5-22</td> </tr> <tr> <td>MM</td> <td>559</td> <td>635</td> <td>1041</td> <td>559</td> <td>470-546</td> <td>470-572</td> <td>533</td> <td>495-559</td> </tr> </tbody> </table> <p>Ergonomic features: A, C, D, E, G, M, N</p> <p>RTA 2 1 per carton</p> <p>CANADA GREENGUARD</p>		OVERALL DIMENSIONS			SEAT DIMENSIONS			BACK DIMENSIONS		W	D	H	W	D	H	W	H	IN	22	25	41	22	18.5-21.5	18.5-22.5	21	19.5-22	MM	559	635	1041	559	470-546	470-572	533
	OVERALL DIMENSIONS			SEAT DIMENSIONS			BACK DIMENSIONS																												
	W	D	H	W	D	H	W	H																											
IN	22	25	41	22	18.5-21.5	18.5-22.5	21	19.5-22																											
MM	559	635	1041	559	470-546	470-572	533	495-559																											

PACER



model OTG11685

STANDARD FEATURES

- Mesh back synchro-tilter chair.
- Unique back shroud and base design detailed with Tungsten accents.
- Standard with height adjustable T-arms with polyurethane armcaps.
- Dual wheel carpet casters (C65) are standard.
- Mesh back is available in Black only.
- Seating surfaces can be upholstered in all Global grade 1 seating textiles with the exception of Luxhide (see page 141).
- Compliant with the emissions guidelines set by the GREENGUARD Environmental Institute.

CHAIR ADJUSTMENTS

- Synchro tilt with infinite position tilt lock.
- Tilt tension adjustment.
- Pneumatic seat height adjustment.

OPTIONAL FEATURES

- Hard surface flooring casters (**C65R**) can be purchased separately. Add \$80/set.

DESCRIPTION

MODEL# / FEATURES



High Back Synchro-Tilter, Mesh Back and Uph Seat

Unit weight: 42 LB | 19.1 KG
 Carton weight: 47 LB | 21.32 KG
 Carton volume: 4.75 FT³ | 0.13 MT³

Ergonomic features:
 A, B, C, H, L, M, N

List price

OTG11685

580

OVERALL DIMENSIONS

W D H

IN 25.5 24.5 41
 MM 648 622 1041

SEAT DIMENSIONS

W D H

20 19 16-20
 508 483 406-508

BACK DIMENSIONS

W H

19 22.5
 483 572



1 per carton



Medium Back Synchro-Tilter, Mesh Back and Uph Seat

Unit weight: 40 LB | 18.2 KG
 Carton weight: 44 LB | 19.96 KG
 Carton volume: 4 FT³ | 0.11 MT³

Ergonomic features:
 A, B, C, H, L, M, N

List price

OTG11686

502

OVERALL DIMENSIONS

W D H

IN 25.5 24.5 36.5
 MM 648 622 927

SEAT DIMENSIONS

W D H

20 19 16-20
 508 483 406-508

BACK DIMENSIONS

W H

19 18
 483 457



1 per carton



PACIFIC



model MVL11870

STANDARD FEATURES

- High back management chair. Canadian made.
- Plush cushions and upholstered padded armcaps.
- Dual wheel carpet casters (C65) are standard.
- Seating surfaces are upholstered in Luxhide bonded leather, in various colors (see page 141).
- Compliant with the emissions guidelines set by the GREENGUARD Environmental Institute.

CHAIR ADJUSTMENTS

- Center tilt with upright position tilt lock.
- Tilt tension adjustment.
- Pneumatic seat height adjustment.

OPTIONAL FEATURES

- For hard surface flooring casters, please specify (**C65R**). Add \$17/set.

DESCRIPTION

MODEL# / FEATURES



High Back Tilter

Unit weight: 41 LB | 18.6 KG
 Carton weight: 47 LB | 21.32 KG
 Carton volume: 9.5 FT³ | 0.26 MT³

Ergonomic features:
 A, B, C, M, N, S

List price

MVL11870

502

OVERALL DIMENSIONS

W D H

IN 25.5 28.5 44.5
 MM 648 724 1130

SEAT DIMENSIONS

W D H

21.5 18.5 16.5-21.5
 546 470 419-546

BACK DIMENSIONS

W H

21.5 25.5
 546 648



1 per carton



PART-TIME



model MVL2836



model MVL2847

STANDARD FEATURES

















- Canadian made, value priced, general office seating.
- Available with two different mechanism options: task or posture task.
- Contoured cushions and waterfall seat edge.
- Standard with height adjustable T-arms with self-skinned urethane (SSU) armcaps (except armless models).
- Dual wheel carpet casters (C65) are standard.
- Can be upholstered in all Global grade 1 seating textiles with the exception of Luxhide (see page 141).
- Compliant with the emissions guidelines set by the GREENGUARD Environmental Institute.

CHAIR ADJUSTMENTS

- **Task chairs**
 - Infinite position back angle adjustment.
 - Seat depth adjustment.
 - Pneumatic seat height adjustment.
- **Posture task chairs**
 - Infinite position back angle adjustment.
 - Manual back height adjustment.
 - Pneumatic seat height adjustment.

OPTIONAL FEATURES

- For hard surface flooring casters, please specify (**C65R**). Add \$17/set.

DESCRIPTION	MODEL# / FEATURES																																			
 <p>Armless Task Unit weight: 27 LB 12.3 KG Carton weight: 33 LB 14.97 KG Carton volume: 6.5 FT³ 0.18 MT³</p>	<p>List price</p> <p>MVL2836 259 Fabric (previously MVL2836F)</p>																																			
	<table border="1"> <thead> <tr> <th rowspan="2"></th> <th colspan="3">OVERALL DIMENSIONS</th> <th colspan="3">SEAT DIMENSIONS</th> <th colspan="2">BACK DIMENSIONS</th> </tr> <tr> <th>W</th> <th>D</th> <th>H</th> <th>W</th> <th>D</th> <th>H</th> <th>W</th> <th>H</th> </tr> </thead> <tbody> <tr> <td>IN</td> <td>20.5</td> <td>24.5</td> <td>36.5</td> <td>20.5</td> <td>17-18</td> <td>16.5-21.5</td> <td>19</td> <td>20</td> </tr> <tr> <td>MM</td> <td>521</td> <td>622</td> <td>927</td> <td>521</td> <td>432-457</td> <td>419-546</td> <td>483</td> <td>508</td> </tr> </tbody> </table>		OVERALL DIMENSIONS			SEAT DIMENSIONS			BACK DIMENSIONS		W	D	H	W	D	H	W	H	IN	20.5	24.5	36.5	20.5	17-18	16.5-21.5	19	20	MM	521	622	927	521	432-457	419-546	483	508
			OVERALL DIMENSIONS			SEAT DIMENSIONS			BACK DIMENSIONS																											
		W	D	H	W	D	H	W	H																											
	IN	20.5	24.5	36.5	20.5	17-18	16.5-21.5	19	20																											
MM	521	622	927	521	432-457	419-546	483	508																												
<p>Ergonomic features: C, E, M, N</p> <p>RTA 2  1 per carton  </p>																																				
 <p>Armless Posture Task Unit weight: 31 LB 14.1 KG Carton weight: 37 LB 16.78 KG Carton volume: 6.5 FT³ 0.18 MT³</p>	<p>List price</p> <p>MVL2837 303 Fabric (previously MVL2837F)</p>																																			
	<table border="1"> <thead> <tr> <th rowspan="2"></th> <th colspan="3">OVERALL DIMENSIONS</th> <th colspan="3">SEAT DIMENSIONS</th> <th colspan="2">BACK DIMENSIONS</th> </tr> <tr> <th>W</th> <th>D</th> <th>H</th> <th>W</th> <th>D</th> <th>H</th> <th>W</th> <th>H</th> </tr> </thead> <tbody> <tr> <td>IN</td> <td>20.5</td> <td>24</td> <td>37.5</td> <td>20.5</td> <td>17.5</td> <td>16.5-21.5</td> <td>19</td> <td>16-20</td> </tr> <tr> <td>MM</td> <td>521</td> <td>610</td> <td>953</td> <td>521</td> <td>445</td> <td>419-546</td> <td>483</td> <td>406-508</td> </tr> </tbody> </table>		OVERALL DIMENSIONS			SEAT DIMENSIONS			BACK DIMENSIONS		W	D	H	W	D	H	W	H	IN	20.5	24	37.5	20.5	17.5	16.5-21.5	19	16-20	MM	521	610	953	521	445	419-546	483	406-508
			OVERALL DIMENSIONS			SEAT DIMENSIONS			BACK DIMENSIONS																											
		W	D	H	W	D	H	W	H																											
	IN	20.5	24	37.5	20.5	17.5	16.5-21.5	19	16-20																											
MM	521	610	953	521	445	419-546	483	406-508																												
<p>Ergonomic features: C, D, G, M, N</p> <p>RTA 2  1 per carton  </p>																																				
 <p>Task w/Arms Unit weight: 33 LB 15 KG Carton weight: 39 LB 17.69 KG Carton volume: 7 FT³ 0.19 MT³</p>	<p>List price</p> <p>MVL2846 326 Fabric (previously MVL2846F)</p>																																			
	<table border="1"> <thead> <tr> <th rowspan="2"></th> <th colspan="3">OVERALL DIMENSIONS</th> <th colspan="3">SEAT DIMENSIONS</th> <th colspan="2">BACK DIMENSIONS</th> </tr> <tr> <th>W</th> <th>D</th> <th>H</th> <th>W</th> <th>D</th> <th>H</th> <th>W</th> <th>H</th> </tr> </thead> <tbody> <tr> <td>IN</td> <td>26.5</td> <td>24.5</td> <td>36.5</td> <td>20.5</td> <td>17-18</td> <td>16.5-21.5</td> <td>19</td> <td>20</td> </tr> <tr> <td>MM</td> <td>673</td> <td>622</td> <td>927</td> <td>521</td> <td>432-457</td> <td>419-546</td> <td>483</td> <td>508</td> </tr> </tbody> </table>		OVERALL DIMENSIONS			SEAT DIMENSIONS			BACK DIMENSIONS		W	D	H	W	D	H	W	H	IN	26.5	24.5	36.5	20.5	17-18	16.5-21.5	19	20	MM	673	622	927	521	432-457	419-546	483	508
			OVERALL DIMENSIONS			SEAT DIMENSIONS			BACK DIMENSIONS																											
		W	D	H	W	D	H	W	H																											
	IN	26.5	24.5	36.5	20.5	17-18	16.5-21.5	19	20																											
MM	673	622	927	521	432-457	419-546	483	508																												
<p>Ergonomic features: C, E, H, M, N</p> <p>RTA 2  1 per carton  </p>																																				
 <p>Posture Task w/Arms Unit weight: 37 LB 16.8 KG Carton weight: 43 LB 19.5 KG Carton volume: 8.5 FT³ 0.24 MT³</p>	<p>List price</p> <p>MVL2847 371 Fabric (previously MVL2847F)</p>																																			
	<table border="1"> <thead> <tr> <th rowspan="2"></th> <th colspan="3">OVERALL DIMENSIONS</th> <th colspan="3">SEAT DIMENSIONS</th> <th colspan="2">BACK DIMENSIONS</th> </tr> <tr> <th>W</th> <th>D</th> <th>H</th> <th>W</th> <th>D</th> <th>H</th> <th>W</th> <th>H</th> </tr> </thead> <tbody> <tr> <td>IN</td> <td>26.5</td> <td>24</td> <td>37.5</td> <td>20.5</td> <td>17.5</td> <td>16.5-21.5</td> <td>19</td> <td>16-20</td> </tr> <tr> <td>MM</td> <td>673</td> <td>610</td> <td>953</td> <td>521</td> <td>445</td> <td>419-546</td> <td>483</td> <td>406-508</td> </tr> </tbody> </table>		OVERALL DIMENSIONS			SEAT DIMENSIONS			BACK DIMENSIONS		W	D	H	W	D	H	W	H	IN	26.5	24	37.5	20.5	17.5	16.5-21.5	19	16-20	MM	673	610	953	521	445	419-546	483	406-508
			OVERALL DIMENSIONS			SEAT DIMENSIONS			BACK DIMENSIONS																											
		W	D	H	W	D	H	W	H																											
	IN	26.5	24	37.5	20.5	17.5	16.5-21.5	19	16-20																											
MM	673	610	953	521	445	419-546	483	406-508																												
<p>Ergonomic features: C, D, G, H, M, N</p> <p>RTA 2  1 per carton  </p>																																				

PETRA



model OTG11320B

STANDARD FEATURES

- Breathable mesh back.
- Standard with height adjustable T-arms with self-skinned urethane (SSU) armcaps.
- Scuff resistant base.
- Dual wheel carpet casters (C65) are standard.
- Only available in Black mesh fabric (MS20) seat with a Black mesh back.
- Compliant with the emissions guidelines set by the GREENGUARD Environmental Institute.

CHAIR ADJUSTMENTS

- Center tilt with upright position tilt lock.
- Tilt tension adjustment.
- Pneumatic seat height adjustment.

OPTIONAL FEATURES

- Hard surface flooring casters (**C65R**) can be purchased separately. Add \$80/set.

DESCRIPTION

MODEL# / FEATURES



Mesh Back Tilter

Unit weight: 29 LB | 13.2 KG
 Carton weight: 36.45 LB | 16.53 KG
 Carton volume: 4.7 FT³ | 0.13 MT³

Ergonomic features:
 A, B, C, H, M, N, S

List price

OTG11320B 388

OVERALL DIMENSIONS			SEAT DIMENSIONS			BACK DIMENSIONS		
	W	D	H	W	D	H	W	H
IN	24	23	39.5	20	17.5	18-22	18.5	18.5
MM	610	584	1003	508	445	457-559	470	470



1 per carton



PLAN



model OTG13072

STANDARD FEATURES














- Upholstered seat and Black cellular mesh back.
- Height adjustable lumbar support.
- Available with three arm options - armless, fixed arms, and height adjustable arms with soft self-skinned urethane (SSU) armcaps.
- Dual wheel carpet casters (C1) are standard.
- Seats can be upholstered in Luxhide bonded leather (various colors) or in all Global grade 1 seating textiles (see page 141).

CHAIR ADJUSTMENTS

- Synchro tilter mechanism with upright position tilt lock.
- Tilt tension adjustment.
- Pneumatic seat height adjustment.

OPTIONAL FEATURES

- Hard surface flooring casters (C65R) can be purchased separately. Add \$80/set.
- Arm sets can be purchased separately.

DESCRIPTION	MODEL# / FEATURES																																			
 <p>Armless Synchro-Tilter, Mesh High Back and Uph Seat Unit weight: 25 LB 11.4 KG Carton weight: 32 LB 14.51 KG Carton volume: 6.5 FT³ 0.18 MT³</p>	List price																																			
	OTG13070 380																																			
	<table border="1"> <thead> <tr> <th rowspan="2"></th> <th colspan="3">OVERALL DIMENSIONS</th> <th colspan="3">SEAT DIMENSIONS</th> <th colspan="2">BACK DIMENSIONS</th> </tr> <tr> <th>W</th> <th>D</th> <th>H</th> <th>W</th> <th>D</th> <th>H</th> <th>W</th> <th>H</th> </tr> </thead> <tbody> <tr> <td>IN</td> <td>19</td> <td>22</td> <td>38</td> <td>19</td> <td>17</td> <td>16.5-20.5</td> <td>17.5</td> <td>20</td> </tr> <tr> <td>MM</td> <td>483</td> <td>559</td> <td>965</td> <td>483</td> <td>432</td> <td>419-521</td> <td>445</td> <td>508</td> </tr> </tbody> </table>		OVERALL DIMENSIONS			SEAT DIMENSIONS			BACK DIMENSIONS		W	D	H	W	D	H	W	H	IN	19	22	38	19	17	16.5-20.5	17.5	20	MM	483	559	965	483	432	419-521	445	508
			OVERALL DIMENSIONS			SEAT DIMENSIONS			BACK DIMENSIONS																											
		W	D	H	W	D	H	W	H																											
IN	19	22	38	19	17	16.5-20.5	17.5	20																												
MM	483	559	965	483	432	419-521	445	508																												
Ergonomic features: A, B, C, D, L, M, N																																				
RTA 8  1 per carton 																																				
 <p>Synchro-Tilter, Mesh High Back and Uph Seat w/Fixed Arms Unit weight: 31 LB 14.1 KG Carton weight: 41 LB 18.6 KG Carton volume: 6.5 FT³ 0.18 MT³</p>	List price																																			
	OTG13071 430																																			
	<table border="1"> <thead> <tr> <th rowspan="2"></th> <th colspan="3">OVERALL DIMENSIONS</th> <th colspan="3">SEAT DIMENSIONS</th> <th colspan="2">BACK DIMENSIONS</th> </tr> <tr> <th>W</th> <th>D</th> <th>H</th> <th>W</th> <th>D</th> <th>H</th> <th>W</th> <th>H</th> </tr> </thead> <tbody> <tr> <td>IN</td> <td>25</td> <td>22</td> <td>38</td> <td>19</td> <td>17</td> <td>16.5-20.5</td> <td>17.5</td> <td>20</td> </tr> <tr> <td>MM</td> <td>635</td> <td>559</td> <td>965</td> <td>483</td> <td>432</td> <td>419-521</td> <td>445</td> <td>508</td> </tr> </tbody> </table>		OVERALL DIMENSIONS			SEAT DIMENSIONS			BACK DIMENSIONS		W	D	H	W	D	H	W	H	IN	25	22	38	19	17	16.5-20.5	17.5	20	MM	635	559	965	483	432	419-521	445	508
			OVERALL DIMENSIONS			SEAT DIMENSIONS			BACK DIMENSIONS																											
		W	D	H	W	D	H	W	H																											
IN	25	22	38	19	17	16.5-20.5	17.5	20																												
MM	635	559	965	483	432	419-521	445	508																												
Ergonomic features: A, B, C, D, L, M, N																																				
RTA 2  1 per carton 																																				
 <p>Synchro-Tilter, Mesh High Back and Uph Seat w/Arms Unit weight: 31 LB 14.1 KG Carton weight: 41 LB 18.6 KG Carton volume: 6.5 FT³ 0.18 MT³</p>	List price																																			
	OTG13072 480																																			
	<table border="1"> <thead> <tr> <th rowspan="2"></th> <th colspan="3">OVERALL DIMENSIONS</th> <th colspan="3">SEAT DIMENSIONS</th> <th colspan="2">BACK DIMENSIONS</th> </tr> <tr> <th>W</th> <th>D</th> <th>H</th> <th>W</th> <th>D</th> <th>H</th> <th>W</th> <th>H</th> </tr> </thead> <tbody> <tr> <td>IN</td> <td>25</td> <td>22</td> <td>38</td> <td>19</td> <td>17</td> <td>16.5-20.5</td> <td>17.5</td> <td>20</td> </tr> <tr> <td>MM</td> <td>635</td> <td>559</td> <td>965</td> <td>483</td> <td>432</td> <td>419-521</td> <td>445</td> <td>508</td> </tr> </tbody> </table>		OVERALL DIMENSIONS			SEAT DIMENSIONS			BACK DIMENSIONS		W	D	H	W	D	H	W	H	IN	25	22	38	19	17	16.5-20.5	17.5	20	MM	635	559	965	483	432	419-521	445	508
			OVERALL DIMENSIONS			SEAT DIMENSIONS			BACK DIMENSIONS																											
		W	D	H	W	D	H	W	H																											
IN	25	22	38	19	17	16.5-20.5	17.5	20																												
MM	635	559	965	483	432	419-521	445	508																												
Ergonomic features: A, B, C, D, H, L, M, N																																				
RTA 2  1 per carton 																																				
 <p>Fixed T-Arms - 1 pair Unit weight: 4 LB 1.8 KG Carton weight: 7.5 LB 3.4 KG Carton volume: 0.6 FT³ 0.01 MT³</p>	List price																																			
	OTG13073 50																																			
	<table border="1"> <thead> <tr> <th rowspan="2"></th> <th colspan="3">OVERALL DIMENSIONS</th> </tr> <tr> <th>W</th> <th>D</th> <th>H</th> </tr> </thead> <tbody> <tr> <td>IN</td> <td>3</td> <td>10</td> <td>11</td> </tr> <tr> <td>MM</td> <td>76</td> <td>254</td> <td>279</td> </tr> </tbody> </table>		OVERALL DIMENSIONS			W	D	H	IN	3	10	11	MM	76	254	279																				
			OVERALL DIMENSIONS																																	
		W	D	H																																
IN	3	10	11																																	
MM	76	254	279																																	
Ergonomic features: A, B, C, D, H, L, M, N																																				
RTA 00  1 pair per carton (pricing is for the pair, specifications are for one arm)																																				
 <p>Height Adjustable T-Arms - 1 pair Unit weight: 5 LB 2.3 KG Carton weight: 8 LB 3.63 KG Carton volume: 0.6 FT³ 0.01 MT³</p>	List price																																			
	OTG13074 100																																			
	<table border="1"> <thead> <tr> <th rowspan="2"></th> <th colspan="3">OVERALL DIMENSIONS</th> </tr> <tr> <th>W</th> <th>D</th> <th>H</th> </tr> </thead> <tbody> <tr> <td>IN</td> <td>3.5</td> <td>9.5</td> <td>11.5</td> </tr> <tr> <td>MM</td> <td>89</td> <td>241</td> <td>292</td> </tr> </tbody> </table>		OVERALL DIMENSIONS			W	D	H	IN	3.5	9.5	11.5	MM	89	241	292																				
			OVERALL DIMENSIONS																																	
		W	D	H																																
IN	3.5	9.5	11.5																																	
MM	89	241	292																																	
Ergonomic features: A, B, C, D, H, L, M, N																																				
RTA 00  1 pair per carton (pricing is for the pair, specifications are for one arm)																																				

RETRO



model OTG11648B

STANDARD FEATURES



- Management and boardroom chair.
- Unique seat suspension and segmented cushions offer a very plush feel.
- Chrome arms with upholstered armrests.
- Chrome frame and base.
- Dual wheel carpet casters (C65) are standard.
- Seating surfaces are upholstered in Black Luxhide bonded leather.
- Compliant with the emissions guidelines set by the GREENGUARD Environmental Institute.

CHAIR ADJUSTMENTS

- Center tilt with upright position tilt lock.
- Tilt tension adjustment.
- Pneumatic seat height adjustment.

OPTIONAL FEATURES

- Hard surface flooring casters (**C65R**) can be purchased separately. Add \$80/set.

DESCRIPTION	MODEL# / FEATURES																																		
 <p>High Back Tilter Unit weight: 43 LB 19.5 KG Carton weight: 48 LB 21.77 KG Carton volume: 7.75 FT³ 0.21 MT³</p>	List price																																		
	OTG11648B 632																																		
	<table border="1"> <thead> <tr> <th colspan="3">OVERALL DIMENSIONS</th> <th colspan="3">SEAT DIMENSIONS</th> <th colspan="2">BACK DIMENSIONS</th> </tr> <tr> <th></th> <th>W</th> <th>D</th> <th>H</th> <th>W</th> <th>D</th> <th>H</th> <th>W</th> <th>H</th> </tr> </thead> <tbody> <tr> <td>IN</td> <td>24.5</td> <td>24.5</td> <td>41</td> <td>19</td> <td>17.5</td> <td>17-21</td> <td>18</td> <td>21.5</td> </tr> <tr> <td>MM</td> <td>622</td> <td>622</td> <td>1041</td> <td>483</td> <td>445</td> <td>432-533</td> <td>457</td> <td>546</td> </tr> </tbody> </table>	OVERALL DIMENSIONS			SEAT DIMENSIONS			BACK DIMENSIONS			W	D	H	W	D	H	W	H	IN	24.5	24.5	41	19	17.5	17-21	18	21.5	MM	622	622	1041	483	445	432-533	457
OVERALL DIMENSIONS			SEAT DIMENSIONS			BACK DIMENSIONS																													
	W	D	H	W	D	H	W	H																											
IN	24.5	24.5	41	19	17.5	17-21	18	21.5																											
MM	622	622	1041	483	445	432-533	457	546																											
<p>Ergonomic features: A, B, C, M, N, S</p>	<p>RTA 8</p> <p>courier</p> <p>1 per carton</p> 																																		

SAFARI



model OTG13026

STANDARD FEATURES





- Mesh back tilter chair.
- Compact design suitable for average to petite size individuals.
- Contoured Black mesh back with lumbar strap provides excellent support.
- Fixed loop arms.
- Black base with dual wheel carpet casters (C1) is standard.
- Seat can be upholstered in all Global grade 1 seating textiles or in Luxhide bonded leather (see page 141).
- Compliant with the emissions guidelines set by the GREENGUARD Environmental Institute.

CHAIR ADJUSTMENTS

- Center tilt with upright position tilt lock.
- Tilt tension adjustment.
- Pneumatic seat height adjustment.

OPTIONAL FEATURES

- Hard surface flooring casters (**C9R**) can be purchased separately. Add \$80/set.

DESCRIPTION	MODEL# / FEATURES	List price								
 <p>Medium Mesh Back Tilter Unit weight: 27 LB 12.3 KG Carton weight: 32 LB 14.51 KG Carton volume: 4.5 FT³ 0.12 MT³</p>	OTG13026 Ergonomic features: A, B, C, M, N, S	OVERALL DIMENSIONS W D H			SEAT DIMENSIONS W D H			BACK DIMENSIONS W H		
		IN	23	23.5	40	19	17	18.25-22.25	19	19
		MM	584	597	991	483	432	464-565	483	483
						1 per carton				

SIX 13



model OTG11613B

STANDARD FEATURES





- A value priced multi-tilter chair with many ergonomic features.
- Standard with height adjustable T-arms with self-skinned urethane (SSU) armcaps.
- Dual wheel carpet casters (C65) are standard.
- Upholstered in Black, Quilt (QL10) only.
- Compliant with the emissions guidelines set by the GREENGUARD Environmental Institute.

CHAIR ADJUSTMENTS

- Multi-Center tilt with infinite position tilt lock.
- Infinite position back and seat angle adjustments.
- Concealed ratchet back height adjustment.
- Pneumatic seat height adjustment.

OPTIONAL FEATURES

- Hard surface flooring casters (**C65R**) can be purchased separately. Add \$80/set.

DESCRIPTION	MODEL# / FEATURES	List price								
 <p>Medium Back Multi-Tilter Unit weight: 37 LB 16.8 KG Carton weight: 41 LB 18.6 KG Carton volume: 5.77 FT³ 0.16 MT³</p>	OTG11613B Ergonomic features: A, B, C, D, G, H, M, N, S	OVERALL DIMENSIONS W D H			SEAT DIMENSIONS W D H			BACK DIMENSIONS W H		
		IN	25.5	24	39	21	18.5	17.5-22.5	20.5	17.5-19
		MM	648	610	991	533	470	445-572	521	445-483
						1 per carton				

SIX 31



model OTG11631B

STANDARD FEATURES





- A great general purpose office chair.
- Contoured seat and back with thick cushions.
- Standard with height adjustable T-arms with self-skinned urethane (SSU) armcaps.
- Dual wheel carpet casters (C65) are standard.
- OTG11531B and OTG11631B are upholstered in Black, Quilt (QL10)
- Compliant with the emissions guidelines set by the GREENGUARD Environmental Institute.

CHAIR ADJUSTMENTS

- **Multi-tilter chair**
 - Center tilt with infinite position tilt lock.
 - Tilt tension adjustment.
 - Independent back and seat angle adjustments.
 - Internal ratchet back height adjustment.
 - Seat depth adjustment.
 - Pneumatic seat height adjustment.
- **Operator chairs**
 - Center tilt with infinite position tilt lock.
 - Tilt tension adjustment.
 - Independent back and seat angle adjustments
 - Back height adjustment.
 - Pneumatic seat height adjustment.

OPTIONAL FEATURES

- Hard surface flooring casters (**C65R**) can be purchased separately. Add \$80/set.

DESCRIPTION	MODEL# / FEATURES	List price								
 <p>Medium Back Multi-Tilter Unit weight: 55 LB 25 KG Carton weight: 65 LB 29.48 KG Carton volume: 8 FT³ 0.22 MT³</p>	<p>OTG11531B Black</p> <p>Ergonomic features: A, B, C, D, E, F, G, H, M, N, S</p>	<p>OVERALL DIMENSIONS</p> <p>W D H</p>			<p>SEAT DIMENSIONS</p> <p>W D H</p>			<p>BACK DIMENSIONS</p> <p>W H</p>		
		<p>IN 25.5 24 42.5 MM 648 610 1080</p>	<p>20 17 19-23 508 432 483-584</p>	<p>19.5 20.5-23.5 495 521-597</p>	<p>RTA 8</p>	<p>courier</p>	<p>1 per carton</p>			
 <p>Medium Back Operator Unit weight: 42 LB 19.1 KG Carton weight: 46 LB 20.87 KG Carton volume: 6.5 FT³ 0.18 MT³</p>	<p>OTG11631B Black</p> <p>Ergonomic features: A, B, C, D, G, H, M, N, S</p>	<p>OVERALL DIMENSIONS</p> <p>W D H</p>			<p>SEAT DIMENSIONS</p> <p>W D H</p>			<p>BACK DIMENSIONS</p> <p>W H</p>		
		<p>IN 25.5 25 44 MM 648 635 1118</p>	<p>20.5 19 18.5-22.5 521 483 470-572</p>	<p>20 23-24.5 508 584-622</p>	<p>RTA 8</p>	<p>courier</p>	<p>1 per carton</p>			

SODA



model MVL13017

STANDARD FEATURES

- A contemporary, yet retro light lounge series featuring fully upholstered cushions.
- Back design on lounge chair offers flexible movement.
- Generous proportions allow for a variety of seating positions.
- Chair and ottoman are standard with a Chrome frame with clear polycarbonate glides and are suitable for carpet, rubber or concrete flooring.
- Can be upholstered in all Global grade 1 seating textiles or in Luxhide bonded leather (see page 141).
- Compliant with the emissions guidelines set by the GREENGUARD Environmental Institute.

ALTERNATE TEXTILE OPTIONS

- Graded-in and GPM textiles are available. Contact Customer Service for further details.

DESCRIPTION MODEL# / FEATURES



Lounge Chair
 Unit weight: 30 LB | 13.6 KG
 Carton weight: 37 LB | 16.78 KG
 Carton volume: 15.75 FT³ | 0.44 MT³

List price							
MVL13017	530						
Luxhide bonded leather or fabric (previously MVL13017F)							
OVERALL DIMENSIONS			SEAT DIMENSIONS			BACK DIMENSIONS	
W	D	H	W	D	H	W	H
IN 27	24	32	27	18	17	22	15.5
MM 686	610	813	686	457	432	559	394
Ergonomic features: M, N		RTA 00	1 per carton	CANADA	GREENGUARD		



Bench Ottoman
 Unit weight: 19 LB | 8.6 KG
 Carton weight: 25 LB | 11.34 KG
 Carton volume: 10.25 FT³ | 0.29 MT³

List price							
MVL13018	405						
OVERALL DIMENSIONS							
W	D	H					
IN 27	21	18.75					
MM 686	533	476					
Ergonomic features: M, N		RTA 00	1 per carton	CANADA	GREENGUARD		

SODA TABLES



model MVL13016

STANDARD FEATURES

- 1" thick thermally fused laminate top surface with 2mm matching edgeband.
- Tables are standard with a Chrome frame with clear polycarbonate glides and are suitable for carpet, rubber or concrete flooring.
- Top surface available in 14 standard finishes (see page 142).
- Meets applicable ANSI/BIFMA standards.

TABLES MODEL # DIMENSIONS IN MM WEIGHT LB KG VOLUME FT³ MT³ LIST PRICE



	MODEL #	DIMENSIONS W x D x H	WEIGHT	VOLUME	LIST PRICE
	MVL13016	30 x - x 15.25	40	13	\$380
	30" round	762 x - x 387	18.14	0.36	
	MVL13023	30 x - x 15.25	45	13	\$380
	30" square	762 x - x 387	20.41	0.36	

30" Tables

Shipped assembled in 1 carton.



SPARROW



model OTG10920

STANDARD FEATURES

- Multi-purpose guest/occasional chair.
- Durable welded four-legged steel frame.
- Black mesh back with Black, Quilt (QL10) seat.
- Seat shroud design protects cushion seat pad when stacked.
- Nylon loop arms.
- Black nylon frame features a unique back grid.
- Shipped assembled - 4 per carton.
- Compliant with the emissions guidelines set by the GREENGUARD Environmental Institute.

DESCRIPTION	MODEL# / FEATURES																																			
 <p>Guest Chair, Mesh Back and Uph Seat Unit weight: 18.5 LB 8.4 KG Carton weight: 20 LB 9.07 KG Carton volume: 17.5 FT³ 0.49 MT³</p>	List price																																			
	OTG10920 210																																			
	<table border="1"> <thead> <tr> <th rowspan="2"></th> <th colspan="3">OVERALL DIMENSIONS</th> <th colspan="3">SEAT DIMENSIONS</th> <th colspan="2">BACK DIMENSIONS</th> </tr> <tr> <th>W</th> <th>D</th> <th>H</th> <th>W</th> <th>D</th> <th>H</th> <th>W</th> <th>H</th> </tr> </thead> <tbody> <tr> <td>IN</td> <td>24</td> <td>21.5</td> <td>33.5</td> <td>18</td> <td>17</td> <td>18.5</td> <td>17</td> <td>15</td> </tr> <tr> <td>MM</td> <td>610</td> <td>546</td> <td>851</td> <td>457</td> <td>432</td> <td>470</td> <td>432</td> <td>381</td> </tr> </tbody> </table>		OVERALL DIMENSIONS			SEAT DIMENSIONS			BACK DIMENSIONS		W	D	H	W	D	H	W	H	IN	24	21.5	33.5	18	17	18.5	17	15	MM	610	546	851	457	432	470	432	381
			OVERALL DIMENSIONS			SEAT DIMENSIONS			BACK DIMENSIONS																											
W		D	H	W	D	H	W	H																												
IN	24	21.5	33.5	18	17	18.5	17	15																												
MM	610	546	851	457	432	470	432	381																												
Ergonomic features: M, N	RTA 00 4 per carton 																																			

STACKLITE



model MVL13046

STANDARD FEATURES

- Canadian made, lightweight stacking chair.
- ¾" steel tube frame in Black Sandtex finish.
- Standard with Black polypropylene glides.
- Stacks up to 10 high on floor or dolly (OTG11705).
- Features a handhold in upper back to assist with handling and stacking.
- Can be upholstered in all Global grade 1 seating textiles or in Luxhide bonded leather (see page 141).
- Compliant with the emissions guidelines set by the GREENGUARD Environmental Institute.

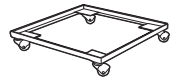
DESCRIPTION MODEL# / FEATURES



Lightweight Stacking Side Chair
 Unit weight: 13 LB | 5.9 KG
 Carton weight: 14 LB | 6.35 KG
 Carton volume: 12 FT³ | 0.33 MT³

		List price	
MVL13046		139	
		Sold in sets of 4 chairs.	
Ergonomic features: M, N		4 per carton (pricing and specifications are for one chair)	
		RTA 00	
		CANADA GREENGUARD	

OVERALL DIMENSIONS			SEAT DIMENSIONS			BACK DIMENSIONS	
W	D	H	W	D	H	W	H
IN 17.5	22.5	33.5	16.5	16.5	18	12	15.5
MM 445	572	851	419	419	457	305	394



Dolly
 Unit weight: 6 LB | 2.7 KG
 Carton weight: 6.5 LB | 2.95 KG
 Carton volume: 1.5 FT³ | 0.04 MT³

		List price	
OTG11705		152	
Stacks MVL13046 chairs, up to 10 high.		1 per carton	
		RTA 00	
		courier	
		GREENGUARD	

OVERALL DIMENSIONS			SEAT DIMENSIONS			BACK DIMENSIONS	
W	D	H	W	D	H	W	H
IN 20.25	21.5	3.75	-	-	-	-	-
MM 514	546	95	-	-	-	-	-

STRADIC



model MVL11860

STANDARD FEATURES

- Tilter chair with a unique design mesh back.
- Standard with height adjustable arms with soft self-skinned urethane (SSU) armcaps that slide forward and backward.
- Dual wheel carpet casters (C1) are standard.
- Air flow mesh back is available in Black only.
- Seating surfaces can be upholstered in all Global grade 1 seating textiles with the exception of Luxhide (see page 141).
- Compliant with the emissions guidelines set by the GREENGUARD Environmental Institute.

CHAIR ADJUSTMENTS

- Center tilt with upright position tilt lock.
- Tilt tension adjustment.
- Pneumatic seat height adjustment.

OPTIONAL FEATURES

- For hard surface flooring casters, please specify (C9R). Add \$17/set.

DESCRIPTION MODEL# / FEATURES



Tilter, Mesh Back and Uph seat
 Unit weight: 35 LB | 15.9 KG
 Carton weight: 40 LB | 18.14 KG
 Carton volume: 9.5 FT³ | 0.26 MT³

		List price	
MVL11860		422	
Ergonomic features: A, B, C, H, M, N, S		1 per carton	
		RTA 1	
		courier	
		ENGINEERED TESTED ASSEMBLED COMPLY TESTED WARR	
		GREENGUARD	

OVERALL DIMENSIONS			SEAT DIMENSIONS			BACK DIMENSIONS	
W	D	H	W	D	H	W	H
IN 25	23.5	35.5	20	17.5	15.5-20.5	18.5	18
MM 635	597	902	508	445	394-521	470	457

SUBURB



model MVL13051



model MVL13052

STANDARD FEATURES

- Canadian made sofa series.
- All models are freestanding.
- Thick, plush cushions are reversible and removable.
- Standard with tapered wood legs in Black finish.
- Arms taper forward and feature a radius end.
- Can be upholstered in all Global grade 1 seating textiles or in Luxhide bonded leather (see page 141).
- Compliant with the emissions guidelines set by the GREENGUARD Environmental Institute.

ALTERNATE TEXTILE OPTIONS

- Graded-in and GPM textiles are available. Contact Customer Service for further details.

DESCRIPTION


MODEL# / FEATURES



Lounge Chair

Unit weight: 49 LB | 22.3 KG
 Carton weight: 59 LB | 26.76 KG
 Carton volume: 14.5 FT³ | 0.41 MT³

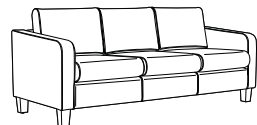
List price							
MVL13051	695						
OVERALL DIMENSIONS			SEAT DIMENSIONS			BACK DIMENSIONS	
W	D	H	W	D	H	W	H
IN 30.25 MM 768	32.75 832	31.5 800	21 533	19.5 495	17.5 445	21 533	14.5 368
RTA 00		courier		1 per carton		CANADA GREENGUARD	



Two Seat Sofa

Unit weight: 71 LB | 32.3 KG
 Carton weight: 83 LB | 37.65 KG
 Carton volume: 24.25 FT³ | 0.68 MT³

List price							
MVL13052	1059						
OVERALL DIMENSIONS			SEAT DIMENSIONS			BACK DIMENSIONS	
W	D	H	W	D	H	W	H
IN 52.25 MM 1327	32.75 832	31.5 800	43 1092	19.5 495	17.5 445	43 1092	14.5 368
RTA 00		1 per carton		CANADA GREENGUARD		GREENGUARD	



Three Seat Sofa

Unit weight: 94 LB | 42.7 KG
 Carton weight: 108 LB | 48.99 KG
 Carton volume: 34.25 FT³ | 0.96 MT³

List price							
MVL13053	1423						
OVERALL DIMENSIONS			SEAT DIMENSIONS			BACK DIMENSIONS	
W	D	H	W	D	H	W	H
IN 74.25 MM 1886	32.75 832	31.5 800	65 1651	19.5 495	17.5 445	65 1651	14.5 368
RTA 00		1 per carton		CANADA GREENGUARD		GREENGUARD	

TAMI



model MVL1617



model MVL1616

STANDARD FEATURES











- Canadian made task chairs.
- Hinged back for enhanced comfort.
- Scuff resistant outer back shroud.
- MVL1617 is standard with height adjustable T-arms with self-skinned urethane (SSU) armcaps.
- Dual wheel carpet casters (C65) are standard.
- Can be upholstered in all Global grade 1 seating textiles with the exception of Luxhide (see page 141).
- Compliant with the emissions guidelines set by the GREENGUARD Environmental Institute.

CHAIR ADJUSTMENTS

- Seat depth adjustment.
- Pneumatic seat height adjustment.

OPTIONAL FEATURES

- For hard surface flooring casters, please specify (C65R). Add \$17/set.

DESCRIPTION	MODEL# / FEATURES																																					
 <p>Armless Task Unit weight: 18 LB 8.2 KG Carton weight: 21 LB 9.53 KG Carton volume: 3.6 FT³ 0.1 MT³</p>	<p>MVL1616</p>	<p>List price</p> <p>190</p>																																				
		<table border="1"> <thead> <tr> <th rowspan="2"></th> <th colspan="3">OVERALL DIMENSIONS</th> <th colspan="3">SEAT DIMENSIONS</th> <th colspan="2">BACK DIMENSIONS</th> </tr> <tr> <th>W</th> <th>D</th> <th>H</th> <th>W</th> <th>D</th> <th>H</th> <th>W</th> <th>H</th> </tr> </thead> <tbody> <tr> <td>IN</td> <td>18</td> <td>22</td> <td>32</td> <td>18</td> <td>16</td> <td>15.5-20.5</td> <td>15.5</td> <td>14</td> </tr> <tr> <td>MM</td> <td>457</td> <td>559</td> <td>813</td> <td>457</td> <td>406</td> <td>394-521</td> <td>394</td> <td>356</td> </tr> </tbody> </table>		OVERALL DIMENSIONS			SEAT DIMENSIONS			BACK DIMENSIONS		W	D	H	W	D	H	W	H	IN	18	22	32	18	16	15.5-20.5	15.5	14	MM	457	559	813	457	406	394-521	394	356	<p>Ergonomic features: C, E, H, M, N</p> <p>RTA 2  1 per carton  </p>
				OVERALL DIMENSIONS			SEAT DIMENSIONS			BACK DIMENSIONS																												
			W	D	H	W	D	H	W	H																												
IN	18	22	32	18	16	15.5-20.5	15.5	14																														
MM	457	559	813	457	406	394-521	394	356																														
<p>List price</p> <p>265</p>	<table border="1"> <thead> <tr> <th rowspan="2"></th> <th colspan="3">OVERALL DIMENSIONS</th> <th colspan="3">SEAT DIMENSIONS</th> <th colspan="2">BACK DIMENSIONS</th> </tr> <tr> <th>W</th> <th>D</th> <th>H</th> <th>W</th> <th>D</th> <th>H</th> <th>W</th> <th>H</th> </tr> </thead> <tbody> <tr> <td>IN</td> <td>22</td> <td>22</td> <td>32</td> <td>18</td> <td>16</td> <td>15.5-20.5</td> <td>15.5</td> <td>14</td> </tr> <tr> <td>MM</td> <td>559</td> <td>559</td> <td>813</td> <td>457</td> <td>406</td> <td>394-521</td> <td>394</td> <td>356</td> </tr> </tbody> </table>		OVERALL DIMENSIONS			SEAT DIMENSIONS			BACK DIMENSIONS		W	D	H	W	D	H	W	H	IN	22	22	32	18	16	15.5-20.5	15.5	14	MM	559	559	813	457	406	394-521	394	356	<p>Ergonomic features: C, E, H, M, N</p> <p>RTA 2  1 per carton  </p>	
	OVERALL DIMENSIONS			SEAT DIMENSIONS			BACK DIMENSIONS																															
	W	D	H	W	D	H	W	H																														
IN	22	22	32	18	16	15.5-20.5	15.5	14																														
MM	559	559	813	457	406	394-521	394	356																														
 <p>Task w/Arms Unit weight: 24 LB 10.9 KG Carton weight: 27 LB 12.25 KG Carton volume: 4.6 FT³ 0.13 MT³</p>	<p>MVL1617</p>	<p>List price</p> <p>88</p>																																				
 <p>Height Adjustable T-Arms - 1 pair Unit weight: 8 LB 3.6 KG Carton weight: 10 LB 4.54 KG Carton volume: 1.3 FT³ 0.03 MT³</p>	<p>MVL2784</p>	<table border="1"> <thead> <tr> <th rowspan="2"></th> <th colspan="3">OVERALL DIMENSIONS</th> <th colspan="3">SEAT DIMENSIONS</th> <th colspan="2">BACK DIMENSIONS</th> </tr> <tr> <th>W</th> <th>D</th> <th>H</th> <th>W</th> <th>D</th> <th>H</th> <th>W</th> <th>H</th> </tr> </thead> <tbody> <tr> <td>IN</td> <td>3</td> <td>10</td> <td>12</td> <td>-</td> <td>-</td> <td>-</td> <td>-</td> <td>-</td> </tr> <tr> <td>MM</td> <td>76</td> <td>254</td> <td>305</td> <td>-</td> <td>-</td> <td>-</td> <td>-</td> <td>-</td> </tr> </tbody> </table> <p>RTA 00  1 pair per carton (pricing is for the pair, specifications are for one arm)</p>		OVERALL DIMENSIONS			SEAT DIMENSIONS			BACK DIMENSIONS		W	D	H	W	D	H	W	H	IN	3	10	12	-	-	-	-	-	MM	76	254	305	-	-	-	-	-	
	OVERALL DIMENSIONS			SEAT DIMENSIONS			BACK DIMENSIONS																															
	W	D	H	W	D	H	W	H																														
IN	3	10	12	-	-	-	-	-																														
MM	76	254	305	-	-	-	-	-																														

THOMPSON



model OTG11633B

STANDARD FEATURES


- Plush management chair.
- Contoured cushions with waterfall seat edge and integrated headrest.
- Polished Aluminum fixed loop arms with upholstered armcaps.
- Polished Aluminum base with scuff resistant tips and dual wheel carpet casters (C65).
- Seating surfaces are upholstered in Black Luxhide bonded leather with contrasting stitch details.
- Compliant with the emissions guidelines set by the GREENGUARD Environmental Institute.

CHAIR ADJUSTMENTS

- Center tilt with upright position tilt lock.
- Tilt tension adjustment.
- Pneumatic seat height adjustment.

OPTIONAL FEATURES

- Hard surface flooring casters (**C65R**) can be purchased separately. Add \$80/set.

DESCRIPTION	MODEL# / FEATURES	List price																																		
 <p>High Back Tilter Unit weight: 44 LB 20 KG Carton weight: 48 LB 21.77 KG Carton volume: 7.5 FT³ 0.21 MT³</p>	<p>Ergonomic features: A, B, C, M, N, S</p>	<p>OTG11633B 627</p>																																		
		<table border="1"> <thead> <tr> <th rowspan="2"></th> <th colspan="3">OVERALL DIMENSIONS</th> <th colspan="3">SEAT DIMENSIONS</th> <th colspan="2">BACK DIMENSIONS</th> </tr> <tr> <th>W</th> <th>D</th> <th>H</th> <th>W</th> <th>D</th> <th>H</th> <th>W</th> <th>H</th> </tr> </thead> <tbody> <tr> <td>IN</td> <td>26</td> <td>31</td> <td>43</td> <td>22.5</td> <td>21</td> <td>16-20</td> <td>22</td> <td>25</td> </tr> <tr> <td>MM</td> <td>660</td> <td>787</td> <td>1092</td> <td>572</td> <td>533</td> <td>406-508</td> <td>559</td> <td>635</td> </tr> </tbody> </table>			OVERALL DIMENSIONS			SEAT DIMENSIONS			BACK DIMENSIONS		W	D	H	W	D	H	W	H	IN	26	31	43	22.5	21	16-20	22	25	MM	660	787	1092	572	533	406-508
	OVERALL DIMENSIONS				SEAT DIMENSIONS			BACK DIMENSIONS																												
	W	D	H	W	D	H	W	H																												
IN	26	31	43	22.5	21	16-20	22	25																												
MM	660	787	1092	572	533	406-508	559	635																												

RTA 8



1 per carton



TOMA



model OTG13032

STANDARD FEATURES


- Mesh back synchro-tilter chair.
- Standard with height adjustable T arms with self-skinned urethane (SSU) armcaps.
- Black base with dual wheel carpet casters (C1) is standard.
- Only available in Black polyester seat fabric with a Black mesh back.
- Compliant with the emissions guidelines set by the GREENGUARD Environmental Institute.

CHAIR ADJUSTMENTS

- Upright position tilt lock.
- Tilt tension adjustment.
- Height adjustable flexible lumbar support.
- Pneumatic seat height adjustment.

OPTIONAL FEATURES

- Hard surface flooring casters (**C9R**) can be purchased separately. Add \$80/set.

DESCRIPTION	MODEL# / FEATURES	List price																																		
 <p>Medium Back Synchro-Tilter Unit weight: 31 LB 14.1 KG Carton weight: 36 LB 16.33 KG Carton volume: 4.7 FT³ 0.13 MT³</p>	<p>Ergonomic features: A, B, C, D, H, L, M, N</p>	<p>OTG13032 419</p>																																		
		<table border="1"> <thead> <tr> <th rowspan="2"></th> <th colspan="3">OVERALL DIMENSIONS</th> <th colspan="3">SEAT DIMENSIONS</th> <th colspan="2">BACK DIMENSIONS</th> </tr> <tr> <th>W</th> <th>D</th> <th>H</th> <th>W</th> <th>D</th> <th>H</th> <th>W</th> <th>H</th> </tr> </thead> <tbody> <tr> <td>IN</td> <td>24</td> <td>24</td> <td>40</td> <td>18.5</td> <td>17</td> <td>18.5-22.5</td> <td>17.5</td> <td>20.5</td> </tr> <tr> <td>MM</td> <td>610</td> <td>610</td> <td>1016</td> <td>470</td> <td>432</td> <td>470-572</td> <td>445</td> <td>521</td> </tr> </tbody> </table>			OVERALL DIMENSIONS			SEAT DIMENSIONS			BACK DIMENSIONS		W	D	H	W	D	H	W	H	IN	24	24	40	18.5	17	18.5-22.5	17.5	20.5	MM	610	610	1016	470	432	470-572
	OVERALL DIMENSIONS				SEAT DIMENSIONS			BACK DIMENSIONS																												
	W	D	H	W	D	H	W	H																												
IN	24	24	40	18.5	17	18.5-22.5	17.5	20.5																												
MM	610	610	1016	470	432	470-572	445	521																												

RTA 8



1 per carton



TUMI



model OTG11776B

STANDARD FEATURES





- Contemporary management and boardroom chair.
- Fixed durable nylon arms.
- Dual wheel carpet casters (C65) are standard.
- Seating surfaces are upholstered in Black Luxhide bonded leather.
- Compliant with the emissions guidelines set by the GREENGUARD Environmental Institute.

CHAIR ADJUSTMENTS

- Center tilt with upright position tilt lock.
- Tilt tension adjustment.
- Pneumatic seat height adjustment.

OPTIONAL FEATURES

- Hard surface flooring casters (**C65R**) can be purchased separately. Add \$80/set.

DESCRIPTION	MODEL# / FEATURES																																				
 <p>High Back Tilter Unit weight: 31 LB 14.1 KG Carton weight: 37 LB 16.78 KG Carton volume: 4.2 FT³ 0.11 MT³</p>	List price																																				
	OTG11776B	334																																			
	<table border="1"> <thead> <tr> <th></th> <th colspan="3">OVERALL DIMENSIONS</th> <th colspan="3">SEAT DIMENSIONS</th> <th colspan="2">BACK DIMENSIONS</th> </tr> <tr> <th></th> <th>W</th> <th>D</th> <th>H</th> <th>W</th> <th>D</th> <th>H</th> <th>W</th> <th>H</th> </tr> </thead> <tbody> <tr> <td>IN</td> <td>24.5</td> <td>25</td> <td>41.5</td> <td>20.5</td> <td>18.5</td> <td>16.5-20.5</td> <td>20.5</td> <td>22.5</td> </tr> <tr> <td>MM</td> <td>622</td> <td>635</td> <td>1054</td> <td>521</td> <td>470</td> <td>419-521</td> <td>521</td> <td>572</td> </tr> </tbody> </table>			OVERALL DIMENSIONS			SEAT DIMENSIONS			BACK DIMENSIONS			W	D	H	W	D	H	W	H	IN	24.5	25	41.5	20.5	18.5	16.5-20.5	20.5	22.5	MM	622	635	1054	521	470	419-521	521
	OVERALL DIMENSIONS			SEAT DIMENSIONS			BACK DIMENSIONS																														
	W	D	H	W	D	H	W	H																													
IN	24.5	25	41.5	20.5	18.5	16.5-20.5	20.5	22.5																													
MM	622	635	1054	521	470	419-521	521	572																													
Ergonomic features: A, B, C, M, N, S		 1 per carton																																			

ULTRA



model MVL11730



model MVL11743

STANDARD FEATURES

- Canadian made tilter and guest chairs.
- Internal welded steel frame.
- Chrome fixed arms (except armless models) and base.
- Dual wheel carpet casters (C65) are standard (except guest chairs).
- Seating surfaces can be upholstered in Luxhide bonded leather, in various colors (see page 141).
- Compliant with the emissions guidelines set by the GREENGUARD Environmental Institute.

CHAIR ADJUSTMENTS

- Center tilt with upright position tilt lock.
- Tilt tension adjustment.
- Pneumatic seat height adjustment.

OPTIONAL FEATURES

- For hard surface flooring casters, please specify (C65R). Add \$17/set.
- Optional removable upholstered armcaps are available for tilter models with arms, please order (MVL11733).

ALTERNATE TEXTILE OPTIONS

- Graded-in and GPM textiles are available with a minimum of 10 units purchased. Contact Customer Service for further details.

DESCRIPTION

MODEL# / FEATURES



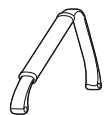
High Back Tilter w/Arms
 Unit weight: 32 LB | 14.5 KG
 Carton weight: 44 LB | 19.96 KG
 Carton volume: 11 FT³ | 0.31 MT³

MVL11730		List price		546			
OVERALL DIMENSIONS			SEAT DIMENSIONS			BACK DIMENSIONS	
W	D	H	W	D	H	W	H
IN 23.5	24.5	40	21	17.5	17.5-22.5	20	21
MM 597	622	1016	533	445	445-572	508	533
Ergonomic features: A, B, C, M, N, S		RTA 1	courier	1 per carton		CANADA	GREENGUARD



Armless High Back Tilter
 Unit weight: 28 LB | 12.7 KG
 Carton weight: 38 LB | 17.24 KG
 Carton volume: 11 FT³ | 0.31 MT³

MVL11732		List price		492			
OVERALL DIMENSIONS			SEAT DIMENSIONS			BACK DIMENSIONS	
W	D	H	W	D	H	W	H
IN 21	24.5	40	21	17.5	17.5-22.5	20	21
MM 533	622	1016	533	445	445-572	508	533
Ergonomic features: A, B, C, M, N, S		RTA 1	courier	1 per carton		CANADA	GREENGUARD












Upholstered Armcaps - 1 pair
 Unit weight: 0.25 LB | 0.1 KG
 Carton weight: 0.75 LB | 0.34 KG
 Carton volume: 0.2 FT³ | 0.01 MT³

MVL11733		List price		43			
OVERALL DIMENSIONS			SEAT DIMENSIONS			BACK DIMENSIONS	
W	D	H	W	D	H	W	H
IN 5.5	9.25	0.25	-	-	-	-	-
MM 140	235	6	-	-	-	-	-
For models with arms: MVL11730, MVL11734.		RTA 00	courier	1 per carton (pricing is for the pair, specifications are for one armcap)		CANADA	GREENGUARD



Low Back Tilter w/Arms
 Unit weight: 35 LB | 15.9 KG
 Carton weight: 42 LB | 19.05 KG
 Carton volume: 11 FT³ | 0.31 MT³

MVL11734		List price		531			
OVERALL DIMENSIONS			SEAT DIMENSIONS			BACK DIMENSIONS	
W	D	H	W	D	H	W	H
IN 23.5	24.5	38	21	17.5	17.5-22.5	20	19
MM 597	622	965	533	445	445-572	508	483
Ergonomic features: A, B, C, M, N, S		RTA 1	courier	1 per carton		CANADA	GREENGUARD

DESCRIPTION	MODEL# / FEATURES																																				
 <p>Armless Low Back Tilter Unit weight: 31 LB 14.1 KG Carton weight: 38 LB 17.24 KG Carton volume: 11 FT³ 0.31 MT³</p>	List price																																				
	MVL11735	480																																			
	<table border="1"> <thead> <tr> <th rowspan="2"></th> <th colspan="3">OVERALL DIMENSIONS</th> <th colspan="3">SEAT DIMENSIONS</th> <th colspan="2">BACK DIMENSIONS</th> </tr> <tr> <th>W</th> <th>D</th> <th>H</th> <th>W</th> <th>D</th> <th>H</th> <th>W</th> <th>H</th> </tr> </thead> <tbody> <tr> <td>IN</td> <td>21</td> <td>24.5</td> <td>38</td> <td>21</td> <td>17.5</td> <td>17.5-22.5</td> <td>20</td> <td>19</td> </tr> <tr> <td>MM</td> <td>533</td> <td>622</td> <td>965</td> <td>533</td> <td>445</td> <td>445-572</td> <td>508</td> <td>483</td> </tr> </tbody> </table>			OVERALL DIMENSIONS			SEAT DIMENSIONS			BACK DIMENSIONS		W	D	H	W	D	H	W	H	IN	21	24.5	38	21	17.5	17.5-22.5	20	19	MM	533	622	965	533	445	445-572	508	483
		OVERALL DIMENSIONS			SEAT DIMENSIONS			BACK DIMENSIONS																													
		W	D	H	W	D	H	W	H																												
IN	21	24.5	38	21	17.5	17.5-22.5	20	19																													
MM	533	622	965	533	445	445-572	508	483																													
Ergonomic features: A, B, C, M, N, S		RTA 1 courier 1 per carton	 																																		
 <p>Medium Back Guest Chair, Cantilever Base Unit weight: 32 LB 14.5 KG Carton weight: 40 LB 18.14 KG Carton volume: 13.25 FT³ 0.37 MT³</p>	List price																																				
	MVL11742	608																																			
	<table border="1"> <thead> <tr> <th rowspan="2"></th> <th colspan="3">OVERALL DIMENSIONS</th> <th colspan="3">SEAT DIMENSIONS</th> <th colspan="2">BACK DIMENSIONS</th> </tr> <tr> <th>W</th> <th>D</th> <th>H</th> <th>W</th> <th>D</th> <th>H</th> <th>W</th> <th>H</th> </tr> </thead> <tbody> <tr> <td>IN</td> <td>24.25</td> <td>25</td> <td>35</td> <td>21</td> <td>17.5</td> <td>18</td> <td>21</td> <td>17.5</td> </tr> <tr> <td>MM</td> <td>616</td> <td>635</td> <td>889</td> <td>533</td> <td>445</td> <td>457</td> <td>533</td> <td>445</td> </tr> </tbody> </table>			OVERALL DIMENSIONS			SEAT DIMENSIONS			BACK DIMENSIONS		W	D	H	W	D	H	W	H	IN	24.25	25	35	21	17.5	18	21	17.5	MM	616	635	889	533	445	457	533	445
		OVERALL DIMENSIONS			SEAT DIMENSIONS			BACK DIMENSIONS																													
		W	D	H	W	D	H	W	H																												
IN	24.25	25	35	21	17.5	18	21	17.5																													
MM	616	635	889	533	445	457	533	445																													
Ergonomic features: M, N		RTA 00 1 per carton	 																																		
 <p>Armless Medium Back Guest Chair, Cantilever Base Unit weight: 26 LB 11.8 KG Carton weight: 32 LB 14.51 KG Carton volume: 13.75 FT³ 0.38 MT³</p>	List price																																				
	MVL11743	522																																			
	<table border="1"> <thead> <tr> <th rowspan="2"></th> <th colspan="3">OVERALL DIMENSIONS</th> <th colspan="3">SEAT DIMENSIONS</th> <th colspan="2">BACK DIMENSIONS</th> </tr> <tr> <th>W</th> <th>D</th> <th>H</th> <th>W</th> <th>D</th> <th>H</th> <th>W</th> <th>H</th> </tr> </thead> <tbody> <tr> <td>IN</td> <td>21</td> <td>24.75</td> <td>35</td> <td>21</td> <td>17.5</td> <td>18</td> <td>21</td> <td>17.5</td> </tr> <tr> <td>MM</td> <td>533</td> <td>629</td> <td>889</td> <td>533</td> <td>445</td> <td>457</td> <td>533</td> <td>445</td> </tr> </tbody> </table>			OVERALL DIMENSIONS			SEAT DIMENSIONS			BACK DIMENSIONS		W	D	H	W	D	H	W	H	IN	21	24.75	35	21	17.5	18	21	17.5	MM	533	629	889	533	445	457	533	445
		OVERALL DIMENSIONS			SEAT DIMENSIONS			BACK DIMENSIONS																													
		W	D	H	W	D	H	W	H																												
IN	21	24.75	35	21	17.5	18	21	17.5																													
MM	533	629	889	533	445	457	533	445																													
Ergonomic features: M, N		RTA 00 1 per carton	 																																		

VALAN



model OTG11980

STANDARD FEATURES



- Synchro-tilter chairs with a geometric square mesh back design and internal lumbar support.
- Standard with height adjustable T-arms with soft self-skinned urethane (SSU) armcaps.
- Dual wheel carpet casters (C1) are standard.
- Air flow mesh back is available in Black only.
- Seating surface can be upholstered in Luxhide bonded leather, in various colors or in all Global grade 1 seating textiles (see page 141)
- Compliant with the emissions guidelines set by the GREENGUARD Environmental Institute.

CHAIR ADJUSTMENTS

- Synchro tilt with upright position tilt lock.
- Tilt tension adjustment.
- Pneumatic seat height adjustment.

OPTIONAL FEATURES

- Hard surface flooring casters (C9R) can be purchased separately. Add \$80/set.

DESCRIPTION	MODEL# / FEATURES	List price																																												
 <p>High Back Synchro-Tilter, Mesh Back and Uph Seat Unit weight: 36 LB 16.4 KG Carton weight: 42 LB 19.05 KG Carton volume: 5.75 FT³ 0.16 MT³</p>	<p>OTG11980 Luxhide bonded leather or fabric (previously OTG11980F)</p>	587																																												
	Ergonomic features: A, B, C, H, L, M, N	<table border="1"> <thead> <tr> <th colspan="3">OVERALL DIMENSIONS</th> <th colspan="3">SEAT DIMENSIONS</th> <th colspan="3">BACK DIMENSIONS</th> </tr> <tr> <th></th> <th>W</th> <th>D</th> <th>H</th> <th>W</th> <th>D</th> <th>H</th> <th>W</th> <th>H</th> </tr> </thead> <tbody> <tr> <td>IN</td> <td>26</td> <td>24</td> <td>44</td> <td>20.5</td> <td>18</td> <td>18-22</td> <td>18</td> <td>24.5</td> </tr> <tr> <td>MM</td> <td>660</td> <td>610</td> <td>1118</td> <td>521</td> <td>457</td> <td>457-559</td> <td>457</td> <td>622</td> </tr> </tbody> </table>			OVERALL DIMENSIONS			SEAT DIMENSIONS			BACK DIMENSIONS				W	D	H	W	D	H	W	H	IN	26	24	44	20.5	18	18-22	18	24.5	MM	660	610	1118	521	457	457-559	457	622	RTA 8 courier 1 per carton					
	OVERALL DIMENSIONS			SEAT DIMENSIONS			BACK DIMENSIONS																																							
	W	D	H	W	D	H	W	H																																						
IN	26	24	44	20.5	18	18-22	18	24.5																																						
MM	660	610	1118	521	457	457-559	457	622																																						

VANIER



model MVL3170



model MVL3172

STANDARD FEATURES

- Management, boardroom and guest chairs. Canadian made.
- Generously padded seat and compound-curved back.
- Fixed nylon arms with self-skinned urethane (SSU) armcaps.
- Dual wheel carpet casters (C1) are standard (except guest chair).
- Guest chair has an oval steel tube frame with sled base.
- Seating surfaces can be upholstered in Luxhide bonded leather, in various colors (see page 141)
- Compliant with the emissions guidelines set by the GREENGUARD Environmental Institute.

CHAIR ADJUSTMENTS

- Center tilt with upright position tilt lock.
- Tilt tension adjustment.
- Pneumatic seat height adjustment.

OPTIONAL FEATURES

- For hard surface flooring casters, please specify (C9R). Add \$17/set.

ALTERNATE TEXTILE OPTIONS

- Graded-in and GPM textiles are available with a minimum of 10 units purchased. Contact Customer Service for further details.

DESCRIPTION

MODEL# / FEATURES



High Back Tilter

Unit weight: 40 LB | 18.2 KG
 Carton weight: 47 LB | 21.32 KG
 Carton volume: 12 FT³ | 0.33 MT³

Ergonomic features:
 A, B, C, M, N, S

List price

MVL3170 594

OVERALL DIMENSIONS			SEAT DIMENSIONS			BACK DIMENSIONS	
W	D	H	W	D	H	W	H
IN 25.5	26	43	21	18	17-22	19	25.5
MM 648	660	1092	533	457	432-559	483	648

RTA 1 1 per carton



Medium Back Tilter

Unit weight: 35 LB | 15.9 KG
 Carton weight: 41 LB | 18.6 KG
 Carton volume: 11.5 FT³ | 0.32 MT³

Ergonomic features:
 A, B, C, M, N, S

List price

MVL3171 569

OVERALL DIMENSIONS			SEAT DIMENSIONS			BACK DIMENSIONS	
W	D	H	W	D	H	W	H
IN 25.5	26	37	21	18	17-22	19	19.5
MM 648	660	940	533	457	432-559	483	495

RTA 1 1 per carton



Medium Back Guest Chair - Sled Base

Unit weight: 31 LB | 14.1 KG
 Carton weight: 37 LB | 16.78 KG
 Carton volume: 15.75 FT³ | 0.44 MT³

Ergonomic features:
 M, N

List price

MVL3172 555

OVERALL DIMENSIONS			SEAT DIMENSIONS			BACK DIMENSIONS	
W	D	H	W	D	H	W	H
IN 25.5	26	34.5	21	18	17	19	18.5
MM 648	660	876	533	457	432	483	470

RTA 00 1 per carton



WOODBRIDGE



model OTG11617B

STANDARD FEATURES

- Management and boardroom chair.
- Durable nylon arms with upholstered armrests.
- Dual wheel carpet casters (C65) are standard.
- Seating surfaces are upholstered in Black Luxhide bonded leather.
- Compliant with the emissions guidelines set by the GREENGUARD Environmental Institute.

CHAIR ADJUSTMENTS

- Center tilt with upright position tilt lock.
- Tilt tension adjustment.
- Pneumatic seat height adjustment.

OPTIONAL FEATURES

- Hard surface flooring casters (**C65R**) can be purchased separately. Add \$80/set.

DESCRIPTION

MODEL# / FEATURES



High Back Tilter

Unit weight: 34 LB | 15.5 KG
 Carton weight: 38 LB | 17.24 KG
 Carton volume: 6.13 FT³ | 0.17 M³

List price

OTG11617B 370

OVERALL DIMENSIONS			SEAT DIMENSIONS			BACK DIMENSIONS		
	W	D	H	W	D	H	W	H
IN	26	27	42.5	20.5	18	16.5-20.5	21	24
MM	660	686	1080	521	457	419-521	533	610

Ergonomic features:
 A, B, C, M, N, S



1 per carton



YOHO



model MVL2789

STANDARD FEATURES





- Canadian made task chairs.
- Thick cushion compound-curved back offers great lumbar support.
- Standard with height adjustable T-arms with durable self-skinned urethane (SSU) armcaps (except armless models).
- Dual wheel carpet casters (C65) are standard.
- Height adjustable chairs are equipped with an adjustable Chrome footrest.
- Seating surfaces can be upholstered in Luxhide bonded leather (various colors) or in all Global grade 1 seating textiles (see page 141).
- Compliant with the emissions guidelines set by the GREENGUARD Environmental Institute.

CHAIR ADJUSTMENTS

- Seat depth adjustment.
- Pneumatic seat height adjustment.

OPTIONAL FEATURES

- For hard surface flooring casters, please specify (C65R). Add \$17/set.

DESCRIPTION	MODEL# / FEATURES	List price																																				
 <p>Medium Back Task w/Arms Unit weight: 32 LB 14.5 KG Carton weight: 38 LB 17.24 KG Carton volume: 5.5 FT³ 0.15 MT³</p>	<p>MVL2778 Luxhide bonded leather or fabric</p> <p>Ergonomic features: C, E, H, M, N</p>	435																																				
		<table border="1"> <thead> <tr> <th rowspan="2"></th> <th colspan="3">OVERALL DIMENSIONS</th> <th colspan="3">SEAT DIMENSIONS</th> <th colspan="2">BACK DIMENSIONS</th> </tr> <tr> <th>W</th> <th>D</th> <th>H</th> <th>W</th> <th>D</th> <th>H</th> <th>W</th> <th>H</th> </tr> </thead> <tbody> <tr> <td>IN</td> <td>24.5</td> <td>24.5</td> <td>38</td> <td>19</td> <td>16</td> <td>16.5-21.5</td> <td>18</td> <td>19</td> </tr> <tr> <td>MM</td> <td>622</td> <td>622</td> <td>965</td> <td>483</td> <td>406</td> <td>419-546</td> <td>457</td> <td>483</td> </tr> </tbody> </table>		OVERALL DIMENSIONS			SEAT DIMENSIONS			BACK DIMENSIONS		W	D	H	W	D	H	W	H	IN	24.5	24.5	38	19	16	16.5-21.5	18	19	MM	622	622	965	483	406	419-546	457	483	<p>RTA 2</p> <p>courier</p> <p>1 per carton</p> <p>CANADA</p> <p>GREENGUARD</p>
				OVERALL DIMENSIONS			SEAT DIMENSIONS			BACK DIMENSIONS																												
W	D		H	W	D	H	W	H																														
IN	24.5	24.5	38	19	16	16.5-21.5	18	19																														
MM	622	622	965	483	406	419-546	457	483																														
 <p>Medium Back Armless Task Unit weight: 23 LB 10.5 KG Carton weight: 29 LB 13.15 KG Carton volume: 5.5 FT³ 0.15 MT³</p>	<p>MVL2779 Luxhide bonded leather or fabric</p> <p>Ergonomic features: C, E, M, N</p>	360																																				
		<table border="1"> <thead> <tr> <th rowspan="2"></th> <th colspan="3">OVERALL DIMENSIONS</th> <th colspan="3">SEAT DIMENSIONS</th> <th colspan="2">BACK DIMENSIONS</th> </tr> <tr> <th>W</th> <th>D</th> <th>H</th> <th>W</th> <th>D</th> <th>H</th> <th>W</th> <th>H</th> </tr> </thead> <tbody> <tr> <td>IN</td> <td>19</td> <td>24.5</td> <td>38</td> <td>19</td> <td>16.5</td> <td>16.5-21.5</td> <td>18</td> <td>19</td> </tr> <tr> <td>MM</td> <td>483</td> <td>622</td> <td>965</td> <td>483</td> <td>406</td> <td>419-546</td> <td>457</td> <td>483</td> </tr> </tbody> </table>		OVERALL DIMENSIONS			SEAT DIMENSIONS			BACK DIMENSIONS		W	D	H	W	D	H	W	H	IN	19	24.5	38	19	16.5	16.5-21.5	18	19	MM	483	622	965	483	406	419-546	457	483	<p>RTA 2</p> <p>courier</p> <p>1 per carton</p> <p>CANADA</p> <p>GREENGUARD</p>
				OVERALL DIMENSIONS			SEAT DIMENSIONS			BACK DIMENSIONS																												
W	D		H	W	D	H	W	H																														
IN	19	24.5	38	19	16.5	16.5-21.5	18	19																														
MM	483	622	965	483	406	419-546	457	483																														
 <p>Low Back Armless Task Unit weight: 23 LB 10.5 KG Carton weight: 28 LB 12.7 KG Carton volume: 4.7 FT³ 0.13 MT³</p>	<p>MVL2786 Luxhide bonded leather or fabric (previously MVL2786F)</p> <p>Ergonomic features: C, E, M, N</p>	278																																				
		<table border="1"> <thead> <tr> <th rowspan="2"></th> <th colspan="3">OVERALL DIMENSIONS</th> <th colspan="3">SEAT DIMENSIONS</th> <th colspan="2">BACK DIMENSIONS</th> </tr> <tr> <th>W</th> <th>D</th> <th>H</th> <th>W</th> <th>D</th> <th>H</th> <th>W</th> <th>H</th> </tr> </thead> <tbody> <tr> <td>IN</td> <td>19</td> <td>24</td> <td>34</td> <td>19</td> <td>16.5</td> <td>16-21</td> <td>17.5</td> <td>16</td> </tr> <tr> <td>MM</td> <td>483</td> <td>610</td> <td>864</td> <td>483</td> <td>419</td> <td>406-533</td> <td>445</td> <td>406</td> </tr> </tbody> </table>		OVERALL DIMENSIONS			SEAT DIMENSIONS			BACK DIMENSIONS		W	D	H	W	D	H	W	H	IN	19	24	34	19	16.5	16-21	17.5	16	MM	483	610	864	483	419	406-533	445	406	<p>RTA 2</p> <p>courier</p> <p>1 per carton</p> <p>CANADA</p> <p>GREENGUARD</p>
				OVERALL DIMENSIONS			SEAT DIMENSIONS			BACK DIMENSIONS																												
W	D		H	W	D	H	W	H																														
IN	19	24	34	19	16.5	16-21	17.5	16																														
MM	483	610	864	483	419	406-533	445	406																														
 <p>Low Back Task w/Arms Unit weight: 29 LB 13.2 KG Carton weight: 34 LB 15.42 KG Carton volume: 4.7 FT³ 0.13 MT³</p>	<p>MVL2789 Luxhide bonded leather or fabric (previously MVL2789F)</p> <p>Ergonomic features: C, E, H, M, N</p>	365																																				
		<table border="1"> <thead> <tr> <th rowspan="2"></th> <th colspan="3">OVERALL DIMENSIONS</th> <th colspan="3">SEAT DIMENSIONS</th> <th colspan="2">BACK DIMENSIONS</th> </tr> <tr> <th>W</th> <th>D</th> <th>H</th> <th>W</th> <th>D</th> <th>H</th> <th>W</th> <th>H</th> </tr> </thead> <tbody> <tr> <td>IN</td> <td>24</td> <td>24</td> <td>34</td> <td>19</td> <td>16.5</td> <td>16-21</td> <td>17.5</td> <td>16</td> </tr> <tr> <td>MM</td> <td>610</td> <td>610</td> <td>864</td> <td>483</td> <td>419</td> <td>406-533</td> <td>445</td> <td>406</td> </tr> </tbody> </table>		OVERALL DIMENSIONS			SEAT DIMENSIONS			BACK DIMENSIONS		W	D	H	W	D	H	W	H	IN	24	24	34	19	16.5	16-21	17.5	16	MM	610	610	864	483	419	406-533	445	406	<p>RTA 2</p> <p>courier</p> <p>1 per carton</p> <p>CANADA</p> <p>GREENGUARD</p>
				OVERALL DIMENSIONS			SEAT DIMENSIONS			BACK DIMENSIONS																												
W	D		H	W	D	H	W	H																														
IN	24	24	34	19	16.5	16-21	17.5	16																														
MM	610	610	864	483	419	406-533	445	406																														

DESCRIPTION MODEL# / FEATURES



Low Back Armless Height Adjustable Task Stool

Unit weight: 40 LB | 18.2 KG
 Carton weight: 45 LB | 20.41 KG
 Carton volume: 7 FT³ | 0.19 MT³

List price

MVL2796 432
 Luxhide bonded leather
 or fabric (previously MVL2796F)

Ergonomic features:
 C, E, M, N

	OVERALL DIMENSIONS			SEAT DIMENSIONS			BACK DIMENSIONS	
	W	D	H	W	D	H	W	H
IN	19	24	44	19	16.5	23.5-33.5	17.5	16
MM	483	610	1118	483	419	597-851	445	406

1 per carton



Low Back Height Adjustable Task Stool w/Arms

Unit weight: 46 LB | 20.9 KG
 Carton weight: 50 LB | 22.68 KG
 Carton volume: 7 FT³ | 0.19 MT³

List price

MVL2799 519
 Luxhide bonded leather
 or fabric (previously MVL2799F)

Ergonomic features:
 C, E, H, M, N

	OVERALL DIMENSIONS			SEAT DIMENSIONS			BACK DIMENSIONS	
	W	D	H	W	D	H	W	H
IN	24	24	44	19	16.5	23.5-33.5	17.5	16
MM	610	610	1118	483	419	597-851	445	406

1 per carton



Height Adjustable T-Arms - 1 pair

Unit weight: 8 LB | 3.6 KG
 Carton weight: 10 LB | 4.54 KG
 Carton volume: 1.3 FT³ | 0.03 MT³

List price

MVL2784 88

	OVERALL DIMENSIONS			SEAT DIMENSIONS			BACK DIMENSIONS	
	W	D	H	W	D	H	W	H
IN	3	10	12	-	-	-	-	-
MM	76	254	305	-	-	-	-	-

1 pair per carton (pricing is for the pair, specifications are for one arm)

Ionic Series

Lite-Lift II

Desks & Tables



GENERAL INFORMATION

- Ionic has a clean, modern form and is able to support a wide range of workspace applications. From cubicles, multi-station clusters, private offices, reception areas or boardrooms, Ionic offers functional and practical desk solutions.
- Thermally fused laminate surfaces.
- 14 finishes to choose from.
- 1" thick worksurfaces.
- Panels are fully finished on both sides and on all edges.
- Durable 2mm matching edge.
- All drawers are equipped with ball bearing over-travel slides.
- File drawers accommodate letter or legal size filing.
- Silver finish handles and locks.
- Grommets and wire access strips are standard on select models.
- Meets applicable ANSI/BIFMA standards.
- Canadian made and backed by Global's Lifetime Warranty.
- Greenguard Certified.

CONSTRUCTION

- All components are made from 45 lb. density particle board covered with thermally fused laminate on both sides.
- Interlocking cam lock connectors.
- Leveling glides are standard on all floor units.
- Locks are standard on pedestals, storage cabinets and lateral files and have removable cores.
- Key locks are random and cannot be specified.

SPECIAL SIZES

- Custom widths are available on select products - price will be next standard size up +10%.
Example: For the list price of a ML6736D Rectangular Desk, take the list price of the next size up (ML7236D)
= \$XXX.XX plus 10%. Includes rectangular desks, rectangular bridges/bridge tops, modesty panels, bow/rectangular desks, rectangular credenzas and islands with or without modesty panels.

FINISHES

- Ionic can be finished in the following standard colors with no upcharge:

TOP COLORS

ACJ	Absolute Acajou
ASN	Asian Night
AWC	Avant Cherry
AWH	Avant Honey
CMB	Clear Maple
DES	Dark Espresso
DWT	Designer White
HGT	Hayden Grey
SKC	Shaker Cherry
TWL	Tiger Walnut
WHC	White Chocolate
WCR	Winter Cherry

CHASSIS COLORS

ACJ	Absolute Acajou
ASN	Asian Night
AWC	Avant Cherry
AWH	Avant Honey
CMB	Clear Maple
DES	Dark Espresso
DWT	Designer White
HGT	Hayden Grey
SKC	Shaker Cherry
TWL	Tiger Walnut
WHC	White Chocolate
WCR	Winter Cherry

TWO TONE FINISHES

- Standard finish top and chassis combinations available - no upcharge.
- To specify, mark your order as follows:
 - First code specifies top color, second code specifies chassis color (i.e. AWC/GRY = Avant Cherry top and Grey chassis).
 - If the top and chassis are to be the same finish, you must specify the top finish and the chassis finish (ie: AWC/AVC).

FINISHES - BOOKCASES

- Bookcases can be finished in the following colors only:

ACJ	Absolute Acajou	WHC	White Chocolate
DES	Dark Espresso	WCR	Winter Cherry

FINISHES - METAL LEGS

- Available in the following Santex finishes:

BLK	Black
DWT	Designer White
TUN	Tungsten

TACKBOARD COLORS

- Tackboards are available to fit 66" and 72" wide hutches.
- Lola fabric is standard and is available in the following colors:

Black (LL19)	Caramel Cream (LL12)
Blue Mist (LL14)	Medium Taupe (LL11)

DRAWERS

- All file drawers and box drawers have ball bearing over-travel slides to provide full access to drawer interiors.
- Drawer fronts are edged with 2mm matching edge on all four sides.
- Top box drawer includes one pencil tray.

HANDLES

- Handles are standard on all storage cabinets, pedestals and aluminum framed/glazed doors.
- Silver rectangular handle is standard.

GROMMETS

- Grommets are standard on most desks, credenzas, returns, bridges and most worksurfaces with post legs. For location and number of grommets, see price list specifications on individual components.
- Grommet locations are standard on each component and cannot be specified.
- Grommets may be eliminated upon request. Please specify **(RSG)** for no grommet option. Add \$39. The no grommet option requires an extended lead time.

MODESTY PANELS

- Full modesty panels are standard on bow front desks, rectangular desks, credenzas, returns and bridges.
- 12" high modesty panels are available as an option at no extra charge. Available on credenzas, returns and bridges. Please specify **(12)** when ordering.
- Modesty panels require extended lead times.
- Modesty panels are 12" high with 16" clearance from the floor to the bottom of the modesty.
- Delta and Rectangular Island with Square Post:
Modesty panels are available as an add-on component. Modesty panels are 12" high with 16" clearance from the floor. Please see individual models for specific codes.
- Table Desk with H-Leg:
Modesty panels are available as an add-on component. Modesty panels are 12" high with 16" clearance from the floor. Please see individual models for specific codes.
- Modesty panel front recess is as follows:
Bow Front Desk - 6.5" from the gable
30" Deep Desk - 4.5"
36" Deep Desk - 6.5"
Credenzas, returns and bridges are flush (no recess)

WORKSURFACES WITH 2" SQUARE POST LEGS

- "D" and Rectangular Islands are standard with a single post leg, end gable and 12" high modesty panel.
- Delta worksurfaces are standard with two post legs and flush mount hardware. Delta tops are available left or right handed (i.e. units must be specified left or right).
- Post legs are 2" square and are standard in Tungsten (TUN). Available in Black (BLK) or Designer White (DWT) at no upcharge.
- Worksurface tops are predrilled with threaded steel inserts to connect legs with Truss head screws.

RETURNS WITH LAMINATE GABLES

- All gables are reversible for left or right hand applications.
- Full modesty panels are standard.
- Optional 12" modesty panels are available. Please specify **(12)** for this option.

TABLE DESK/RETURNS WITH 2" SQUARE METAL H-LEGS

- Rectangular table desks include two 28" high H-legs.
- Overlap desks with legs include one 28" high H-leg and one 5 3/4" high H-leg.
- Returns include one H-leg.
- H frame is 21" wide from outside to outside of legs for 24" deep table desk.
- H frame is 23" wide from outside to outside of legs for 30" deep table desk.
- H-legs are available in Black (BLK) Designer White (DWT) or Tungsten (TUN).
- Returns are non-handed and can be used for left or right hand applications.
- All table desks include underside stability panel for structural integrity; 24"D table desks will not accommodate MLM22BBF or ML22BBF pedestals.
- Overlap desks include a support spacer which will be same finish as the top.
- Underside clearance for keyboard mechanisms:
21" - per 30"D table desks
16" - per 24"D table desks

RECEPTION DESK

- This freestanding unit comes complete with reception mantle, desk, light kit, glass front, pigeon hole organizer and hardware.

BRIDGES

- Full modesty laminate panels are standard.
- Optional 12" modesty panels are available. Please specify **(12)** for this option.

BRIDGE TOPS

- Bridge tops are standard without modesty panels.

HUTCHES

- Hutches are available in 36", 66" and 72" widths. All hutches are 15" deep.
- Hutches are shipped ready to assemble.
- 66" and 72" hutches have a 20 3/8" height clearance between the worksurface and the underside of the hutch shelf.
- 36" hutch comes with two shelves. The lower shelf is height adjustable.
- Laminate doors or aluminum frame/glazed doors are available for the 72", 66" and 36" wide hutch. Laminate doors are 11/16" thick.
- Doors for 72" and 66" hutches come in a package of two doors, and accommodate either the left side or right side of the hutch. For full closure, two door kits are required (i.e. four doors total).
- Hutches can be mounted onto credenza units without mechanical fasteners. Two-sided tape is provided allowing installer to attach, however, flush plates are available for added security.
- Hutches come standard with one grommet and a full-length 1" wire access strip for cable management.

STORAGE UNITS (FREESTANDING VS. UNDER WORKSURFACE)

- One set of front-to-back file bars included per file drawer.
- All 24" deep lateral files and storage units are counterbalanced and come with interlock mechanisms. These units come standard with tops and are designed to be freestanding.
- All 22" deep lateral files and storage units are designed for use underneath worksurfaces and are not intended to be used as freestanding pieces.
- All mobile pedestals are available with a counterweight.

LOCKS

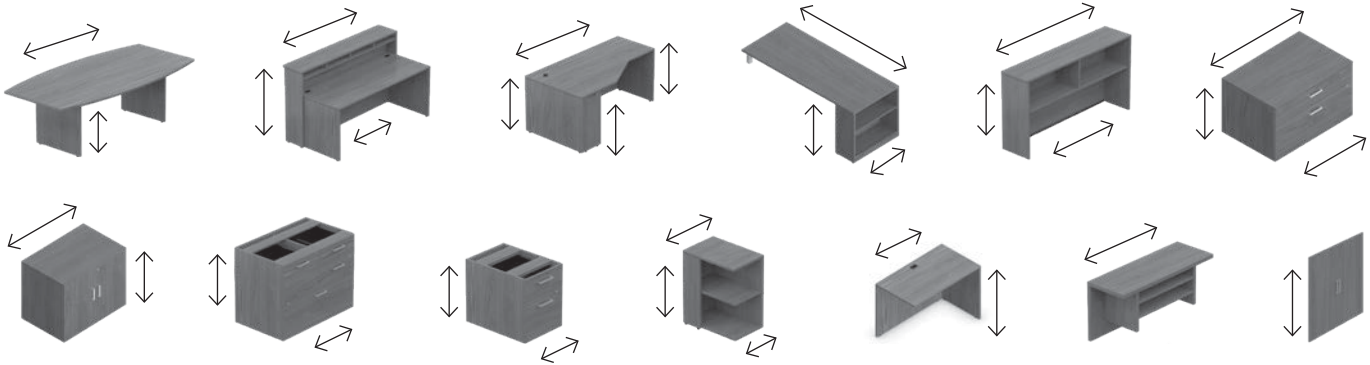
- Ionic key numbers range from #100-120. Locks are randomly installed at the factory. Key alike or preferred number assignment are not available.

POWER BLOCK OPTIONS

- Refer to Accessories price list pages under power and data for options to deliver desktop power and/or USB charging ports

LAMINATES WITH WOODGRAIN

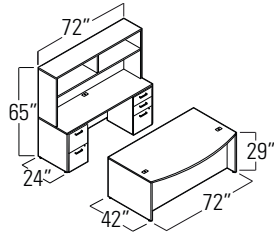
- Typical woodgrain direction for Ionic is outlined below:



ASSEMBLY

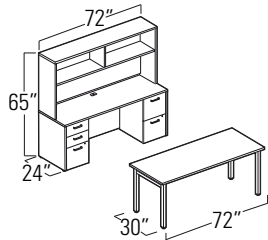
- Reception Desk (ML72MRD) is shipped in 2 cartons (desk - KD, mantle - assembled).
- Pedestals, lateral files and storage cabinets are shipped assembled.
- All other components are shipped easy to assemble and require some assembly.

MLP201: Management Suite - Bow Front Desk



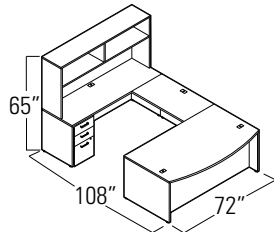
Package Contents	Model Number	Quantity	List Price	Package Price
Bow Desk	ML7242BD	1	\$697	\$2552
Credenza - Rectangular	ML7224C	1	\$413	
File/File Pedestal	ML22FF	1	\$447	
Hutch - 72"	ML72HO	1	\$533	
Box/Box/File Pedestal	ML22BBF	1	\$462	

MLP230: Office Suite



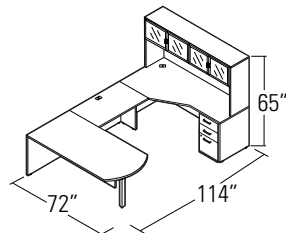
Package Contents	Model Number	Quantity	List Price	Package Price
Table Desk	ML7230DWL	1	\$620	\$2475
Credenza - Rectangular	ML7224C	1	\$413	
Hutch - 72"	ML72HO	1	\$533	
Box/Box/File Pedestal	ML22BBF	1	\$462	
File/File Pedestal	ML22FF	1	\$447	

*MLP205: Management Suite - Bow Front Desk w/Rectangular Credenza**



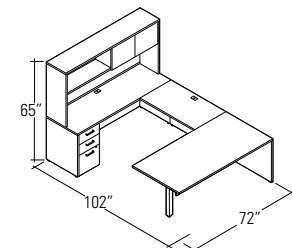
Package Contents	Model Number	Quantity	List Price	Package Price
Bow Desk	ML7242BD	1	\$697	\$2424
Credenza - Rectangular	ML7224C	1	\$413	
Hutch - 72"	ML72HO	1	\$533	
Bridge	ML4224FB	1	\$319	
Box/Box/File Pedestal	ML22BBF	1	\$462	

MLP202R: Management Suite - "D" Island w/Left Extended Credenza



Package Contents	Model Number	Quantity	List Price	Package Price
"D" Island w/Square Post	ML7236DM	1	\$545	\$2340
Extended Corner Credenza - LEFT	ML7236CEL	1	\$580	
Hutch - 72"	ML72HO	1	\$533	
Bridge	ML4224FB	1	\$319	
Hanging Box/File Pedestal	ML22HBF	1	\$363	

MLP121: "U" Shaped Suite

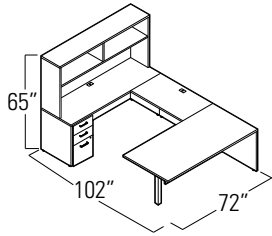


Package Contents	Model Number	Quantity	List Price	Package Price
Rectangular Island w/Square Post	ML7236RM	1	\$545	\$2374
Bridge	ML4224FB	1	\$319	
Credenza - Rectangular	ML7224C	1	\$413	
Hutch - 72"	ML72HO	1	\$533	
Laminate Doors	ML36DRL	1	\$102	
Box/Box/File Pedestal	ML22BBF	1	\$462	

* Can be assembled left or right

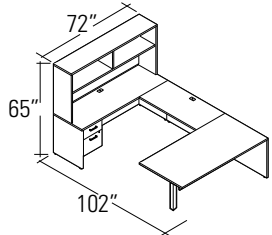
I IONIC™ - PACKAGES

MLP221: Management Suite - Rectangular Island*



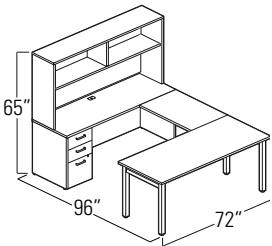
Package Contents	Model Number	Quantity	List Price	Package Price
Rectangular Island w/Square Post	ML7236RM	1	\$545	\$2272
Bridge	ML4224FB	1	\$319	
Credenza - Rectangular	ML7224C	1	\$413	
Hutch - 72"	ML72HO	1	\$533	
Box/Box/File Pedestal	ML22BBF	1	\$462	

MLP321: "U" Shaped Suite



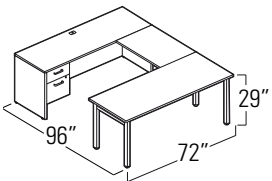
Package Contents	Model Number	Quantity	List Price	Package Price
Rectangular Island w/Square Post	ML7236RM	1	\$545	\$2173
Bridge	ML4224FB	1	\$319	
Credenza - Rectangular	ML7224C	1	\$413	
Hutch - 72"	ML72HO	1	\$533	
Hanging Box/File Pedestal	ML22HBF	1	\$363	

MLP229: "U" Shaped Suite*



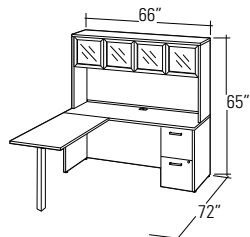
Package Contents	Model Number	Quantity	List Price	Package Price
Table Desk	ML7230DWL	1	\$620	\$2210
Bridge Top	ML4224B	1	\$182	
Credenza - Rectangular	ML7224C	1	\$413	
Hutch - 72"	ML72HO	1	\$533	
Box/Box/File Pedestal	ML22BBF	1	\$462	

MLP228: "U" Shaped Suite*



Package Contents	Model Number	Quantity	List Price	Package Price
Table Desk	ML7230DWL	1	\$620	\$1578
Bridge Top	ML4224B	1	\$182	
Credenza - Rectangular	ML7224C	1	\$413	
Hanging Box/File Pedestal	ML22HBF	1	\$363	

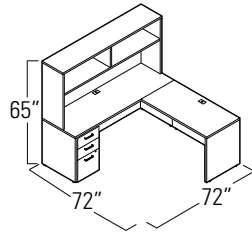
MLP235: Management "L" Suite



Package Contents	Model Number	Quantity	List Price	Package Price
Rectangular Island w/Square Post	ML4824RI	1	\$376	\$2643
Credenza - Rectangular	ML6624C	1	\$369	
Glazed Doors	ML33DRAG	2	\$471	
Hutch - 66"	ML66HO	1	\$509	
File/File Pedestal	ML22FF	1	\$447	

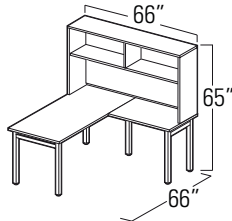
* Can be assembled left or right

MLP206: Supervisor Suite w/Rectangular Credenza*



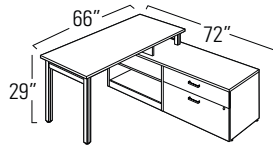
Package Contents	Model Number	Quantity	List Price	Package Price
Return	ML4824R	1	\$374	\$1782
Credenza - Rectangular	ML7224C	1	\$413	
Box/Box/File Pedestal	ML22BBF	1	\$462	
Hutch - 72"	ML72HO	1	\$533	

MLP227: "L" Shaped Suite*



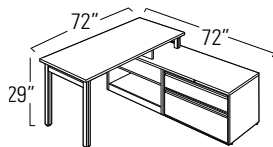
Package Contents	Model Number	Quantity	List Price	Package Price
Table Desk	ML6630DWL	1	\$605	\$1416
Return	ML3624RWL	1	\$302	
Hutch - 66"	ML66HO	1	\$509	

MLP238: Ionic "L" Shape Suite*



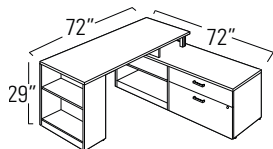
Package Contents	Model Number	Quantity	List Price	Package Price
Overlap Desk with Legs	ML6630POL	1	\$599	\$1920
Low Shelf Unit - No Top	ML2136CO	1	\$471	
Low Box/File - No Top	ML2136BF	1	\$696	
Top For 24"D Storage Unit	ML7224LT	1	\$154	

MLP236: Ionic and MVL "L" Shape Suite*



Package Contents	Model Number	Quantity	List Price	Package Price
Overlap Desk with Legs	ML7230POL	1	\$613	\$1794
1 ½ Open Shelf	M19361XSN	1	\$421	
1 ½ Drawer High Lateral Cabinet	M1936PXB	1	\$609	
Top For 19.25"D Storage Unit	ML7219LT	1	\$151	

MLP237: Ionic "L" Shape Suite*

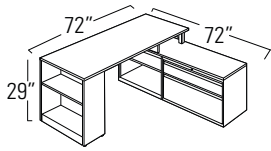


Package Contents	Model Number	Quantity	List Price	Package Price
Overlap Desk with Bookcase	ML7230POB	1	\$941	\$2262
Low Shelf Unit - No Top	ML2136CO	1	\$471	
Low Box/File - No Top	ML2136BF	1	\$696	
Top For 24"D Storage Unit	ML7224LT	1	\$154	

* Can be assembled left or right

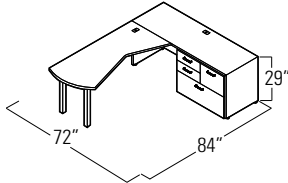
I IONIC™ - PACKAGES

MLP241: Ionic and MVL "L" Shape Suite*



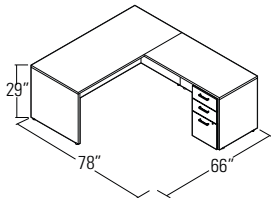
Package Contents	Model Number	Quantity	List Price	Package Price
Overlap Desk with Bookcase	ML7224POB	1	\$877	\$2058
1 ½ Open Shelf	M19361XSN	1	\$421	
1 ½ Drawer High Lateral Cabinet	M1936PXB	1	\$609	
Top For 19.25"D Storage Unit	ML7219LT	1	\$151	

MLP217L: "L" Shape w/Delta Surface



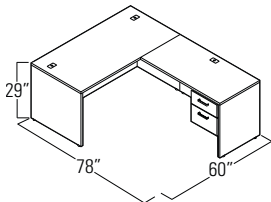
Package Contents	Model Number	Quantity	List Price	Package Price
Credenza - Rectangular	ML7224C	1	\$413	\$1585
Delta Island w/2 Square Posts - LEFT	ML6030PL	1	\$449	
Multi-Storage Unit - No Top	ML3622MS	1	\$723	

MLP108: "L" Shape Desk*



Package Contents	Model Number	Quantity	List Price	Package Price
Rectangular Desk	ML6630D	1	\$400	\$1236
Return	ML4824R	1	\$374	
Box/Box/File Pedestal	ML22BBF	1	\$462	

MLP107: "L" Shape Desk*



Package Contents	Model Number	Quantity	List Price	Package Price
Rectangular Desk	ML6030D	1	\$375	\$1112
Return	ML4824R	1	\$374	
Hanging Box/File Pedestal	ML22HBF	1	\$363	

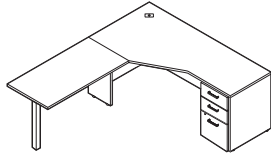
MLP116R - "L" Shape 72" x 84"



Package Contents	Model Number	Quantity	List Price	Package Price
Extended Corner Credenza - RIGHT	ML7236CER	1	\$580	\$1418
Rectangular Island w/Square Post	ML4824RI	1	\$376	
Box/Box/File Pedestal	ML22BBF	1	\$462	

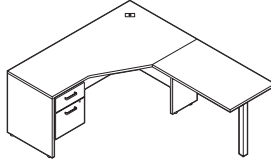
* Can be assembled left or right

MLP116L: "L" Shape 84" x 72"



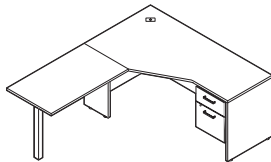
Package Contents	Model Number	Quantity	List Price	Package Price
Extended Corner Credenza - LEFT	ML7236CEL	1	\$580	\$1418
Rectangular Island w/Square Post	ML4824RI	1	\$376	
Box/Box/File Pedestal	ML22BBF	1	\$462	

MLP115R: "L" Shape 66" x 78"



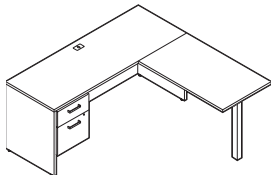
Package Contents	Model Number	Quantity	List Price	Package Price
Extended Corner Credenza - RIGHT	ML6636CER	1	\$511	\$1227
Rectangular Island w/Square Post	ML4224RI	1	\$353	
Hanging Box/File Pedestal	ML22HBF	1	\$363	

MLP115L: "L" Shape 78" x 66"



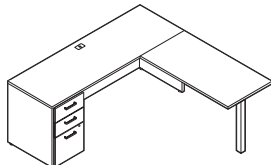
Package Contents	Model Number	Quantity	List Price	Package Price
Extended Corner Credenza - LEFT	ML6636CEL	1	\$511	\$1227
Rectangular Island w/Square Post	ML4224RI	1	\$353	
Hanging Box/File Pedestal	ML22HBF	1	\$363	

MLP113: "L" Shape 66" x 66"*



Package Contents	Model Number	Quantity	List Price	Package Price
Credenza - Rectangular	ML6624C	1	\$369	\$1085
Rectangular Island w/Square Post	ML4224RI	1	\$353	
Hanging Box/File Pedestal	ML22HBF	1	\$363	

MLP114 - "L" Shape 72" x 72"*

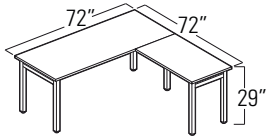


Package Contents	Model Number	Quantity	List Price	Package Price
Credenza - Rectangular	ML7224C	1	\$413	\$1251
Rectangular Island w/Square Post	ML4824RI	1	\$376	
Box/Box/File Pedestal	ML22BBF	1	\$462	

* Can be assembled left or right

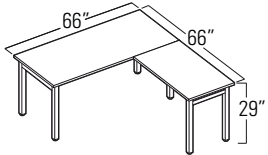
I IONIC™ - PACKAGES

MLP224: "L" Shape Suite*



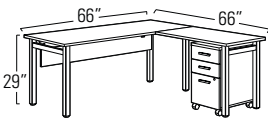
Package Contents	Model Number	Quantity	List Price	Package Price
Table Desk	ML7230DWL	1	\$620	\$946
Return	ML4224RWL	1	\$326	

MLP222: "L" Shape Suite*



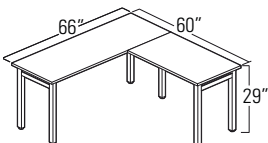
Package Contents	Model Number	Quantity	List Price	Package Price
Table Desk	ML6630DWL	1	\$605	\$907
Return	ML3624RWL	1	\$302	

MLP231: "L" Shape Suite*



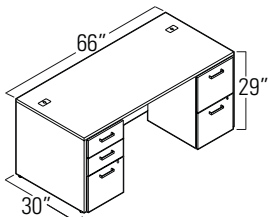
Package Contents	Model Number	Quantity	List Price	Package Price
Table Desk	ML6630DWL	1	\$605	\$1703
Return	ML3624RWL	1	\$302	
Box/Box/File Mobile Pedestal	MLMP22BBF	1	\$637	
Modesty Panel for Table Desk	ML6612MPT	1	\$159	

MLP223: "L" Shape Suite*



Package Contents	Model Number	Quantity	List Price	Package Price
Table Desk	ML6624DWL	1	\$559	\$861
Return	ML3624RWL	1	\$302	

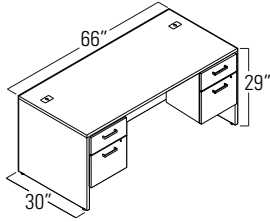
MLP109 - 66" x 30" Double Pedestal Desk



Package Contents	Model Number	Quantity	List Price	Package Price
Rectangular Desk	ML6630D	1	\$400	\$1309
Box/Box/File Pedestal	ML22BBF	1	\$462	
File/File Pedestal	ML22FF	1	\$447	

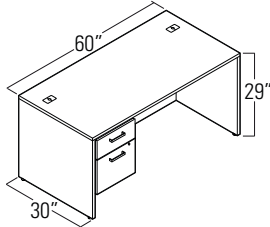
* Can be assembled left or right

MLP110: 66" x 30" Double Pedestal Desk



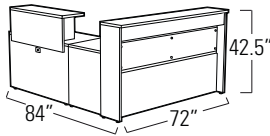
Package Contents	Model Number	Quantity	List Price	Package Price
Rectangular Desk	ML6630D	1	\$400	\$1126
Hanging Box/File Pedestal	ML22HBF	2	\$363	

MLP111: 60" x 30" Single Pedestal Desk*



Package Contents	Model Number	Quantity	List Price	Package Price
Rectangular Desk	ML6030D	1	\$375	\$738
Hanging Box/File Pedestal	ML22HBF	1	\$363	

MLP633: Reception Suite



Package Contents	Model Number	Quantity	List Price	Package Price
Reception Desk	ML72MRD	1	\$2524	\$3264
Return	ML4824R	1	\$374	
Reception Desk Top	ML36RT	1	\$366	

* Can be assembled left or right

TABLE DESKS & COMPONENTS

MODEL # DIMENSIONS ^{IN}/_{MM} WEIGHT ^{LB}/_{KG} VOLUME ^{FT³}/_{MT³} LIST PRICE

W x D x H

24" deep

ML3624DWL	36 x 24 x 29 <i>914 x 610 x 737</i>	76 <i>34.47</i>	5 <i>0.14</i>	\$468
ML4824DWL	48 x 24 x 29 <i>1219 x 610 x 737</i>	76 <i>34.47</i>	5 <i>0.14</i>	\$488
ML5424DWL	54 x 24 x 29 <i>1372 x 610 x 737</i>	81 <i>36.74</i>	5 <i>0.14</i>	\$511
ML6024DWL	60 x 24 x 29 <i>1524 x 610 x 737</i>	89 <i>40.37</i>	5 <i>0.14</i>	\$534
ML6624DWL	66 x 24 x 29 <i>1676 x 610 x 737</i>	89 <i>40.37</i>	5.5 <i>0.15</i>	\$559
ML7224DWL	72 x 24 x 29 <i>1829 x 610 x 737</i>	93 <i>42.18</i>	5.5 <i>0.15</i>	\$572

30" deep

ML6030DWL	60 x 30 x 29 <i>1524 x 762 x 737</i>	103 <i>46.72</i>	6.5 <i>0.18</i>	\$582
ML6630DWL	66 x 30 x 29 <i>1676 x 762 x 737</i>	104 <i>47.17</i>	7 <i>0.19</i>	\$605
ML7230DWL	72 x 30 x 29 <i>1829 x 762 x 737</i>	111 <i>50.35</i>	7 <i>0.19</i>	\$620

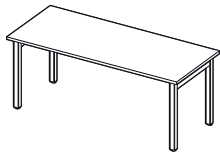


Table Desk

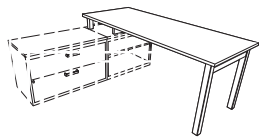
Freestanding rectangular desk with two H-legs and stability panel. Accepts laminate modesty panel. Shipped easy to assemble in 2 cartons.

24" deep

ML6624POL	66 x 24 x 29 <i>1676 x 610 x 737</i>	69 <i>31.3</i>	5 <i>0.14</i>	\$544
ML7224POL	72 x 24 x 29 <i>1829 x 610 x 737</i>	73 <i>33.11</i>	5.25 <i>0.14</i>	\$560

30" deep

ML6630POL	66 x 30 x 29 <i>1676 x 762 x 737</i>	81 <i>36.74</i>	5.75 <i>0.16</i>	\$599
ML7230POL	72 x 30 x 29 <i>1829 x 762 x 737</i>	86 <i>39.01</i>	6 <i>0.16</i>	\$613



Overlap Desk w/Legs

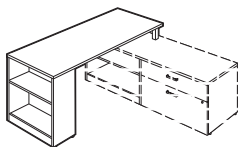
To overlap and be supported by low storage and 22.25"H shelving units. Includes one 28" high H-leg, one 5 3/4" high H-leg support and laminate support spacer. Specify laminate finish for top and support spacer and H-leg finish. Alternative: May also be supported by a 1 1/2 high MVL steel storage unit with a 1" thick laminate top. Shipped easy to assemble in 2 cartons.

24" deep

ML7224POB	72 x 24 x 29 <i>1829 x 610 x 737</i>	94 <i>42.64</i>	10 <i>0.28</i>	\$877
-----------	---	--------------------	-------------------	--------------

30" deep


ML7230POB	72 x 30 x 29 <i>1829 x 762 x 737</i>	118 <i>53.52</i>	11.5 <i>0.32</i>	\$941
-----------	---	---------------------	---------------------	--------------



Overlap Desk w/Bookcase

To overlap and be supported by low storage and 22.25"H shelving units. Includes one 12"D bookcase with an adjustable shelf, one 5 3/4" high H-leg support and laminate support spacer. Specify laminate finish for top and support spacer, laminate finish for bookcase and H-leg finish. Alternative: May also be supported by a 1 1/2 high MVL steel storage unit with a 1" thick laminate top. Shipped easy to assemble in 3 cartons.

TABLES DESK & COMPONENTS	MODEL #	DIMENSIONS ^{IN} _{MM}	WEIGHT ^{LB} _{KG}	VOLUME ^{FT³} _{MT³}	LIST PRICE
--------------------------	---------	---	---------------------------------------	---	------------



Return

	W x D x H			
ML3024RWL	30 x 24 x 29 <i>762 x 610 x 737</i>	50 <i>22.68</i>	4.5 <i>0.12</i>	\$298
ML3624RWL	36 x 24 x 29 <i>914 x 610 x 737</i>	55 <i>24.95</i>	4.5 <i>0.12</i>	\$302
ML4224RWL	42 x 24 x 29 <i>1067 x 610 x 737</i>	59 <i>26.76</i>	4.5 <i>0.12</i>	\$326
ML4824RWL	48 x 24 x 29 <i>1219 x 610 x 737</i>	64 <i>29.03</i>	5 <i>0.14</i>	\$331
ML5424RWL	54 x 24 x 29 <i>1372 x 610 x 737</i>	67 <i>30.39</i>	5 <i>0.14</i>	\$354

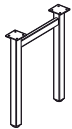
Connects flush to freestanding desk, table desk and credenza. One leg included. Connecting hardware included. Shipped easy to assemble in 2 cartons.



Bridge Top

ML3624B	36 x 24 x 1 <i>914 x 610 x 25</i>	35 <i>15.88</i>	2 <i>0.05</i>	\$163
ML4224B	42 x 24 x 1 <i>1067 x 610 x 25</i>	40 <i>18.14</i>	2 <i>0.05</i>	\$182
ML4824B	48 x 24 x 1 <i>1219 x 610 x 25</i>	44 <i>19.96</i>	2 <i>0.05</i>	\$191

Connects flush between two freestanding units with full end gables or two H-legs. Shipped easy to assemble in 1 carton.



H-Leg

ML24LEG	23 x 4 x 28 <i>584 x 102 x 711</i>	19 <i>8.62</i>	3 <i>0.08</i>	\$167
---------	---------------------------------------	-------------------	------------------	--------------

For use with 24" deep tops only. Shipped assembled in 1 carton.



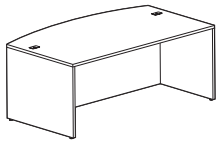
Modesty Panel for Table Desks

ML4812MPT	42 x 0.68 x 12 <i>1067 x 17 x 305</i>	24 <i>10.89</i>	1 <i>0.02</i>	\$145
ML5412MPT	48 x 0.68 x 12 <i>1219 x 17 x 305</i>	26 <i>11.79</i>	1 <i>0.02</i>	\$150
ML6012MPT	54 x 0.68 x 12 <i>1372 x 17 x 305</i>	28 <i>12.7</i>	1 <i>0.02</i>	\$155
ML6612MPT	60 x 0.68 x 12 <i>1524 x 17 x 305</i>	32 <i>14.51</i>	1.5 <i>0.04</i>	\$159
ML7212MPT	66 x 0.68 x 12 <i>1676 x 17 x 305</i>	27 <i>12.25</i>	1.5 <i>0.04</i>	\$164

ML4812MPT can be used with ML4824DWL.
 ML5412MPT can be used with ML5424DWL.
 ML6012MPT can be used with ML6030DWL and ML6024DWL.
 ML6612MPT can be used with ML6630DWL and ML6624DWL.
 ML7212MPT can be used with ML7230DWL and ML7224DWL.
 To be secured to H-leg tabs with wood screws provided, pilot holes pre-drilled.
 Shipped in 1 carton.

DESKS	MODEL #	DIMENSIONS ^{IN} _{MM}	WEIGHT ^{LB} _{KG}	VOLUME ^{FT³} _{MT³}	LIST PRICE
-------	---------	---	---------------------------------------	---	------------

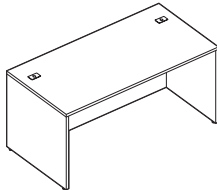
W x D x H



Bow Desk

ML7242BD	72 x 36 x 29 1829 x 914 x 737	176 79.83	7 0.19	\$697
----------	----------------------------------	--------------	-----------	--------------

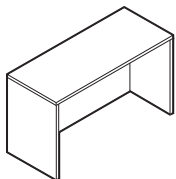
Bow desk with two wire grommets and a full modesty panel. Modesty panel recessed 6.5" at both ends and 12" on center. Shipped easy to assemble in 1 carton.



Rectangular Desk

ML6030D	60 x 30 x 29 1524 x 762 x 737	125 56.7	4.5 0.12	\$375
ML6630D	66 x 30 x 29 1676 x 762 x 737	132 59.87	5 0.14	\$400
ML7230D	72 x 30 x 29 1829 x 762 x 737	157 71.21	5.5 0.15	\$439
ML7236D	72 x 36 x 29 1829 x 914 x 737	160 72.57	6 0.16	\$464

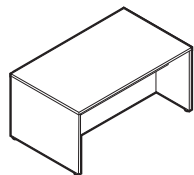
Rectangular desks with two wire grommets and a full modesty panel.
30" deep - modesty panel recessed 4.3".
36" deep - modesty panel recessed 5.0".
Shipped easy to assemble in 1 carton.



Space Saver Desks, Single Sided

ML482028CT	48 x 20 x 28 1219 x 508 x 711	73.4 33.29	2.8 0.07	\$416
ML542028CT	54 x 20 x 28 1372 x 508 x 711	83.1 37.69	3.2 0.09	\$436
ML602028CT	60 x 20 x 28 1524 x 508 x 711	92.9 42.14	3.5 0.09	\$452

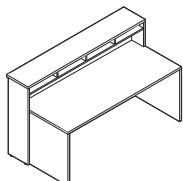
28"H overall. 20"D surface ideal as touch down space with option to include desktop power module. Inset back to accommodate cable management. Optional cut-out to accommodate Cove mini power module; power module to be ordered separately (see page 125). Cut-out options: FOG1 (left), FOG2 (centered) or FOG3 (right). Best suited for use with Craft lounge series, refer to seating section of the price list pages 27-29 or other occasional seating. Shipped easy to assemble in 1 carton.



Community Desks, Double Sided

ML483628CT	48 x 36 x 28 1219 x 914 x 711	130.1 59.01	4.2 0.11	\$604
ML543628CT	54 x 36 x 28 1372 x 914 x 711	140.1 63.55	4.3 0.12	\$628
ML603628CT	60 x 36 x 28 1524 x 914 x 711	150.1 68.08	4.8 0.13	\$656

28"H overall. Ideal for use in common areas as a casual meeting or workspace; accommodates users on either side. Center modesty panel is short to the underside of top by 6.5" with two support channels on either side of modesty creating a cavity for addition of power modules and cable management. Optional FOG1, FOG2 or FOG3 surface grommets also may accommodate Cove mini power module; power module to be ordered separately (see page 125). Side pass-through grommets are optional (Options: PTL pass-through left side, PTR pass-through right side or PT2 pass-through both sides). Best suited for use with Craft lounge series, refer to seating section of the price list pages 27-29. Shipped easy to assemble in 1 carton.



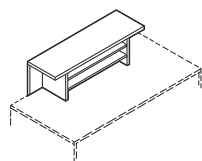
Reception Desk

ML72MRD	72 x 36.5 x 42 1829 x 927 x 1067	300 136.08	32 0.9	\$2524
---------	-------------------------------------	---------------	-----------	---------------

When specifying two finishes: First finish: mantle top and desk worksurface. Second finish: vertical surfaces and pigeon holes.

Includes desk, reception mantle, glass panel mounted onto White melamine, light kit and four pigeon holes. Desk and mantle do not attach. Desk shipped easy to assemble in 1 carton. Mantle shipped easy to assemble in 2 carton.

DESKS **MODEL #** **DIMENSIONS** ^{IN}/_{MM} **WEIGHT** ^{LB}/_{KG} **VOLUME** ^{FT³}/_{MT³} **LIST PRICE**

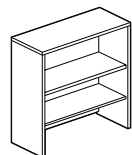


Reception Desk Top

W x D x H					
ML36RT	36 x 13 x 13	50	2.5	\$366	
	<i>914 x 330 x 330</i>	<i>22.68</i>	<i>0.07</i>		
ML42RT	42 x 13 x 13	66	3	\$400	
	<i>1067 x 330 x 330</i>	<i>29.94</i>	<i>0.08</i>		

Reception desk top that fits onto worksurfaces. Two shelves. Includes two-sided tape.
Note: 13" high above surface, 17" high overall. Shipped easy to assemble in 1 carton.

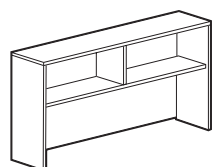
HUTCHES



Hutch - 36"

ML36HO	36 x 15 x 36	90	4	\$417	
	<i>914 x 381 x 914</i>	<i>40.82</i>	<i>0.11</i>		

ML36HO has a fixed center shelf and an adjustable lower shelf. Predrilled to accommodate glazed (ML36PHGD) or laminate (ML36PHLD) doors. Shipped easy to assemble in 1 carton.

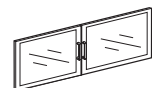


Hutch - 66" and 72"

ML66HO	66 x 15 x 36	132	5	\$509	
	<i>1676 x 381 x 914</i>	<i>59.87</i>	<i>0.14</i>		
ML72HO	72 x 15 x 36	140	6	\$533	
	<i>1829 x 381 x 914</i>	<i>63.5</i>	<i>0.16</i>		

ML72HO and ML66HO have fixed shelf dividers. Can be used on any straight worksurface. 20" of clearance between worksurface and bottom of hutch. Predrilled to accommodate glazed or laminate doors. Shipped easy to assemble in 1 carton.

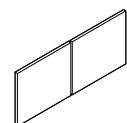
HUTCH DOORS



Glazed Doors

ML33DRAG	31.76 x 0.81 x 14.68	8	1.5	\$471	
	<i>807 x 21 x 373</i>	<i>3.63</i>	<i>0.04</i>		
ML36DRAG	34.76 x 0.81 x 14.68	10	1.5	\$485	
	<i>883 x 21 x 373</i>	<i>4.54</i>	<i>0.04</i>		

Set of two glazed doors for one side of hutch. Hinges included. Non locking. Not intended for use with laminate doors. Shipped in 1 carton.
ML33DRAG - Set of 2 doors for ML66HO with a total width of 33". ML36DRAG - Set of 2 doors for ML72HO with a total width of 36".



Laminate Doors

ML33DRL	31.76 x 0.68 x 15	18	2	\$98	
	<i>807 x 17 x 381</i>	<i>8.16</i>	<i>0.05</i>		
ML36DRL	34.76 x 0.68 x 15	20	2	\$102	
	<i>883 x 17 x 381</i>	<i>9.07</i>	<i>0.05</i>		

Set of two laminate doors for one side of hutch. Hinges included. Non locking. Not intended for use with glazed doors. Shipped in 1 carton.
ML33DRL - Set of 2 doors for ML66HO with a total width of 33". ML36DRL - Set of 2 doors for ML72HO with a total width of 36".



Glazed Doors for 36" Hutch

ML36PHGD	34.8 x 0.81 x 34.81	45	1.5	\$898	
	<i>884 x 21 x 884</i>	<i>20.41</i>	<i>0.04</i>		

Set of two aluminum framed glazed doors that fit onto 36" wide hutch only. Handles included. Non locking. Shipped in 1 carton.

HUTCH DOORS **MODEL #** **DIMENSIONS** **WEIGHT** **VOLUME** **LIST PRICE**

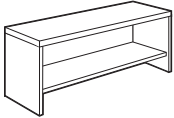


Laminate Doors for 36" Hutch

	W x D x H			
ML36PHLD	34.8 x 0.68 x 34.81 884 x 17 x 884	35 15.88	0.75 0.02	\$229

Set of two laminate doors that fit onto 36" wide hutch only. Handles included. Non locking. Shipped in 1 carton.

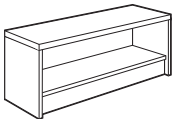
DESKTOP STORAGE



Desktop Storage - Low Open

ML36LDTS	36 x 12 x 12 914 x 305 x 305	50 22.68	3.6 0.1	\$374
ML42LDTS	42 x 12 x 12 1067 x 305 x 305	59 26.76	4.2 0.11	\$409
ML48LDTS	48 x 12 x 12 1219 x 305 x 305	69 31.3	4.9 0.13	\$430
ML54LDTS	54 x 12 x 12 1372 x 305 x 305	80 36.29	5.5 0.15	\$457

Desktop storage secures with double sided tape included to surface mounting on. Inside clearance 7.25"H, 3"H open bottom. 54" wide unit has a center vertical divider. Shipped assembled in 1 carton.

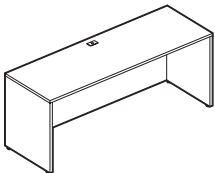


Desktop Storage with Fascia

ML36LDTSF	36 x 12 x 12 914 x 305 x 305	54 24.49	3.6 0.1	\$387
ML42LDTSF	42 x 12 x 12 1067 x 305 x 305	63 28.58	4.2 0.11	\$424
ML48LDTSF	48 x 12 x 12 1219 x 305 x 305	73 33.11	4.9 0.13	\$447
ML54LDTSF	54 x 12 x 12 1372 x 305 x 305	84 38.1	5.5 0.15	\$474

Desktop storage secures with double sided tape included to surface mounting on. 54" wide unit has a center vertical divider. Inside clearance 7.25"H, fascia is optional with cut-out to accommodate Cove mini power module MVCOVSM2B/S or MVCOVS1UB/S; power module to be ordered separately (see page 125). Cut-out options: FOG1 (left), FOG2 (centered) or FOG3 (right). MLxLDTSF back is short to allow cable from power module to pass through back. Shipped assembled in 1 carton.

CREDENZAS

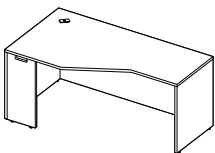


Credenza - Rectangular

ML7224C	72 x 24 x 29 1829 x 610 x 737	123 55.79	5 0.14	\$413
ML6624C	66 x 24 x 29 1676 x 610 x 737	117 53.07	4.5 0.12	\$369

Rectangular credenza with a surface wire grommet and a modesty panel wire grommet. Flush and full height modesty panel. Optional 12"H modesty panel available, please specify **(12)**. Shipped easy to assemble in 1 carton.

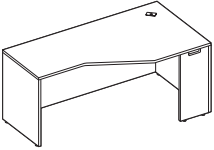
EXTENDED CORNER CREDENZAS



Extended Corner Credenza - LEFT

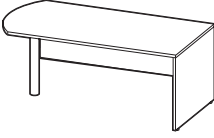
ML6636CEL	66 x 36 x 29 1676 x 914 x 737	142 64.41	5.5 0.15	\$511
ML7236CEL	72 x 36 x 29 1829 x 914 x 737	150 68.04	6 0.16	\$580

Narrow and full gables. Narrow end gable can be connected to 24"D return or flush bridge. Full end panel cannot be connected. Corner wire grommet. Optional 12"H modesty panel available, please specify **(12)**. Shipped easy to assemble in 1 carton.

EXTENDED CORNER CRENZAS	MODEL #	DIMENSIONS ^{IN} _{MM}	WEIGHT ^{LB} _{KG}	VOLUME ^{FT³} _{MT³}	LIST PRICE
	ML6636CER	66 x 36 x 29	142	5.5	\$511
		<i>1676 x 914 x 737</i>	<i>64.41</i>	<i>0.15</i>	
	ML7236CER	72 x 36 x 29	150	6	\$580
		<i>1829 x 914 x 737</i>	<i>68.04</i>	<i>0.16</i>	

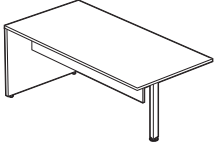
Extended Corner Credenza - RIGHT

Narrow and full gables. Narrow end gable can be connected to 24"D return or flush bridge. Full end panel cannot be connected. Corner wire grommet. Full height modesty panel. Optional 12"H modesty panel available, please specify (12). Shipped easy to assemble in 1 carton.

ISLANDS WITH MODESTY					
	ML6630DM	66 x 30 x 29	91	5	\$464
		<i>1676 x 762 x 737</i>	<i>41.28</i>	<i>0.14</i>	
	ML7236DM	72 x 36 x 29	108	6	\$545
		<i>1829 x 914 x 737</i>	<i>48.99</i>	<i>0.16</i>	

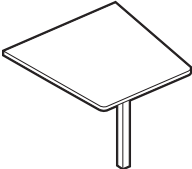
"D" Island w/Square Post Leg

Square post and modesty panel with 16" clearance. No grommet. Must be connected. Reversible. Shipped easy to assemble in 2 cartons.

	ML6630RM	66 x 30 x 29	88	5	\$464
		<i>1676 x 762 x 737</i>	<i>39.92</i>	<i>0.14</i>	
	ML7236RM	72 x 36 x 29	114	6	\$545
		<i>1829 x 914 x 737</i>	<i>51.71</i>	<i>0.16</i>	

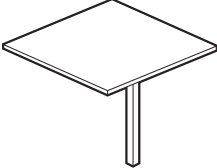
Rectangular Island w/Square Post Leg

Square post and modesty panel with 16" clearance. No grommet. Must be connected. Reversible. Shipped easy to assemble in 2 cartons.

ISLANDS WITHOUT MODESTY					
	ML3636WI	36 x 36 x 29	35.8	2.34	\$347
		<i>914 x 914 x 737</i>	<i>16.24</i>	<i>0.06</i>	
	ML4242WI	42 x 42 x 29	45.8	3.04	\$417
		<i>1067 x 1067 x 737</i>	<i>20.77</i>	<i>0.08</i>	

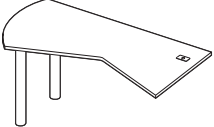
Wedge Island - Square Post Leg

36" or 42" wide where surface connects. Use to create a collaborative huddle table with open shelf ML36290S or ML42290S. Connecting hardware included. Shipped easy to assemble in 2 cartons.

	ML3636SI	36 x 36 x 29	37.8	2.34	\$335
		<i>914 x 914 x 737</i>	<i>17.15</i>	<i>0.06</i>	
	ML4242SI	42 x 42 x 29	47.8	3.04	\$404
		<i>1067 x 1067 x 737</i>	<i>21.68</i>	<i>0.08</i>	

Square Island - Square Post Leg

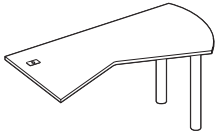
36" or 42" wide where surface connects. Use to create a collaborative huddle table with open shelf ML36290S or ML42290S. Connecting hardware included. Shipped easy to assemble in 2 cartons.

	ML6030PL	60 x 30 x 29	63	2.5	\$449
		<i>1524 x 762 x 737</i>	<i>28.58</i>	<i>0.07</i>	

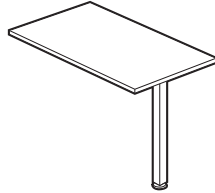
Delta Island w/Square Post Legs - LEFT

30"D where surface connects. Corner wire grommet. Two square posts. Connecting hardware included. Optional modesty panel available. Shipped easy to assemble in 3 cartons.

ISLANDS WITHOUT MODESTY



Delta Island w/Square Post Legs - RIGHT



Rectangular Island w/Square Post Leg

MODEL #	DIMENSIONS ^{IN} _{MM}	WEIGHT ^{LB} _{KG}	VOLUME ^{FT³} _{MT³}	LIST PRICE
ML6030PR	60 x 30 x 29	63	2.5	\$449
	1524 x 762 x 737	28.58	0.07	

30"D where surface connects. Corner wire grommet. Two square posts. Connecting hardware included. Optional modesty panel available. Shipped easy to assemble in 3 cartons.

ML4224RI	42 x 24 x 29	19	2	\$353
	1067 x 610 x 737	8.62	0.05	
ML4824RI	48 x 24 x 29	21	2	\$376
	1219 x 610 x 737	9.53	0.05	

24"D where surface connects. One square post. Connecting hardware included. Optional modesty panel available. Reversible. Shipped easy to assemble in 2 cartons.

MODESTY PANELS

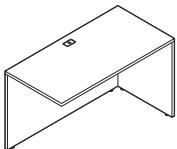


Modesty Panel for Island Surfaces

	W x D x H			
ML4212MP	32 x 0.68 x 12	15	0.65	\$138
	813 x 17 x 305	6.8	0.01	
ML4812MP	38 x 0.68 x 12	20	0.75	\$160
	965 x 17 x 305	9.07	0.02	
ML6012MP	45 x 0.68 x 12	25	1	\$163
	1143 x 17 x 305	11.34	0.02	

ML4212MP can be used with ML4224RI. ML4812MP can be used with ML4824RI. ML6012MP can be used with ML6030PL and ML6030PR. Shipped easy to assemble in 1 carton.

RETURNS

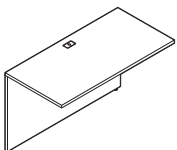


Return

ML3024R	30 x 24 x 29	61	2.5	\$347
	762 x 610 x 737	27.67	0.07	
ML3624R	36 x 24 x 29	68	3	\$357
	914 x 610 x 737	30.84	0.08	
ML4224R	42 x 24 x 29	76	3.5	\$370
	1067 x 610 x 737	34.47	0.09	
ML4824R	48 x 24 x 29	85	4	\$374
	1219 x 610 x 737	38.56	0.11	

For use with rectangular desks, credenzas and corner credenzas. Two grommets. Reversible. Optional 12"H modesty panel available, please specify (12). Shipped easy to assemble in 1 carton.



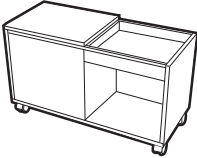
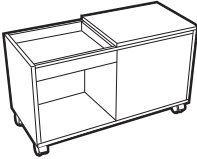


BRIDGES



Bridge

ML3624FB	36 x 24 x 29	55	2	\$309
	914 x 610 x 737	24.95	0.05	
ML4224FB	42 x 24 x 29	65	2.5	\$319
	1067 x 610 x 737	29.48	0.07	
ML4824FB	48 x 24 x 29	75	3	\$331
	1219 x 610 x 737	34.02	0.08	

To create a "U" shape by connecting two units with full end gables. Two wire grommets. Connecting hardware included. Optional 12"H modesty panel available, please specify (12). Shipped easy to assemble in 1 carton.

MOBILE PEDESTALS	MODEL #	DIMENSIONS <small>IN MM</small>	WEIGHT <small>LB KG</small>	VOLUME <small>FT³ MT³</small>	LIST PRICE
 <p>Box/File Mobile Pedestal</p>	MLMP22BF	16 x 22 x 23	80	7	\$559
		406 x 559 x 584	36.29	0.19	
<p>One box drawer and one front locking file drawer. Supported by five casters with two front locking casters. Pencil tray included. File drawer accommodates front-to-back letter size or side-to-side legal size files. Optional cushion available. Shipped assembled in 1 carton.</p>					
 <p>Box/Box/File Mobile Pedestal</p>	MLMP22BBF	16 x 22 x 27	95	8	\$637
		406 x 559 x 686	43.09	0.22	
<p>Two box drawers and one front locking file drawer. Front locking casters. Pencil tray included. File drawer accommodates front-to-back letter size or side-to-side legal size files. Sits flush with user edge under 30"D table desks with or without modesty panel or 24"D returns without modesty panel. Does not sit flush under 24"D table desk. Shipped assembled in 1 carton.</p>					
 <p>Mobile Ped Buddy - LEFT</p>	MLMPB34L	16 x 34 x 20	62	8.75	\$683
		406 x 864 x 508	28.12	0.24	
<p>All laminate construction with a Brushed Chrome trim. Accepts legal or letter hanging file folders in file box; right side is split with an upper open box and a lower open shelf ideal for neatly storing reference materials, larger personal items or a recycling bin within a workspace. Sliding top conceals or exposes one side or the other and accepts an optional cushion to provide extra seating for guests. Shipped assembled in 1 carton.</p>					
 <p>Mobile Ped Buddy - RIGHT</p>	MLMPB34R	16 x 34 x 20	62	8.75	\$683
		406 x 864 x 508	28.12	0.24	
<p>All laminate construction with a Brushed Chrome trim. Accepts legal or letter hanging file folders in file box; left side is split with an upper open box and a lower open shelf ideal for neatly storing reference materials, larger personal items or a recycling bin within a workspace. Sliding top conceals or exposes one side or the other and accepts an optional cushion to provide extra seating for guests. Shipped assembled in 1 carton.</p>					
 <p>Cushion for Mobile Ped Buddy</p>	MLMPBC18	17.6 x 14.8 x 1.5	10	0.8	\$105
		447 x 376 x 38	4.54	0.02	
<p>For use with MLMPB34L or MLMPB34R. Available in all Global grade 1 seating textiles or in Luxhide bonded leather. 1 carton.</p>					
 <p>Cushion for Box/File Mobile Pedestal</p>	MLMPC22	16 x 22 x 2	8	0.9	\$114
		406 x 559 x 51	3.63	0.02	
<p>For use with MLMP22BF only. Available in all Global grade 1 seating textiles or in Luxhide bonded leather. 1 carton.</p>					

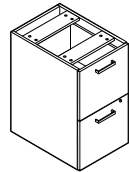
PEDESTALS



Box/Box/File Pedestal

MODEL #	DIMENSIONS ^{IN} _{MM}	WEIGHT ^{LB} _{KG}	VOLUME ^{FT³} _{MT³}	LIST PRICE
ML22BBF	16 x 22 x 28	82	8	\$462
	406 x 559 x 711	37.19	0.22	

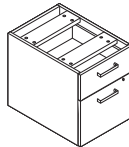
Two box drawers and one front locking file drawer. Pencil tray included. File drawer accommodates front-to-back letter size or side-to-side legal size files. Top is open. May be installed or moved to a left or right hand position within a **bow/rectangular/reception desk, return** or **credenza**. Shipped assembled in 1 carton.



File/File Pedestal

ML22FF	16 x 22 x 28	82	8	\$447
	406 x 559 x 711	37.19	0.22	

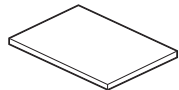
Two front locking file drawers. Can be moved to a left or right position. Top is open. Pencil tray included. File drawer accommodates front-to-back letter size or side-to-side legal size files. Shipped assembled in 1 carton.



Hanging Box/File Pedestal

ML22HBF	16 x 22 x 19	65	5	\$363
	406 x 559 x 483	29.48	0.14	

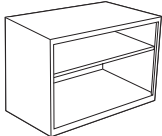
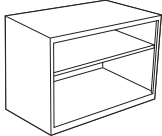
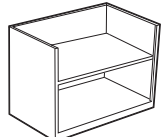
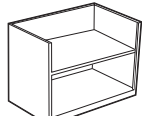
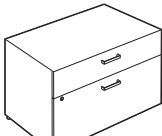
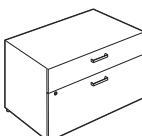
One box drawer and one front locking file drawer. Pencil tray included. File drawer accommodates front-to-back letter size or side-to-side legal size files. Shipped assembled in 1 carton.



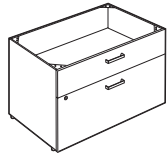
Pedestal Top

ML22TOP	16 x 22 x 1	9	1	\$69
	406 x 559 x 25	4.08	0.02	

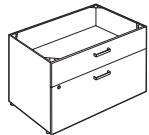
Top for ML22BBF and ML22FF pedestals. Includes mounting hardware. 1 carton.

STORAGE UNITS	MODEL #	DIMENSIONS ^{IN} _{MM}	WEIGHT ^{LB} _{KG}	VOLUME ^{FT³} _{MT³}	LIST PRICE
 <p>Low Shelf Unit w/Top</p>	ML2230COT	30 x 24 x 22.25 <i>762 x 610 x 565</i>	149 <i>67.59</i>	10.73 <i>0.3</i>	\$521
	ML2236COT	36 x 24 x 22.25 <i>914 x 610 x 565</i>	179 <i>81.19</i>	12.79 <i>0.36</i>	\$534
<p>24"D. Can be used as a freestanding shelf unit or to support overlap desk with leg or bookcase. One adjustable shelf. Specify top finish and chasis/shelf finish separately. Accepts ML2436C and ML2430C cushions. Shipped assembled in 1 carton.</p>					
 <p>Low Shelf Unit w/Top</p>	ML2230NOT	30 x 19.25 x 22.25 <i>762 x 489 x 565</i>	116 <i>52.62</i>	8.71 <i>0.24</i>	\$506
	ML2236NOT	36 x 19.25 x 22.25 <i>914 x 489 x 565</i>	138 <i>62.6</i>	10.38 <i>0.29</i>	\$513
<p>19.25"D. Can be used as a freestanding shelf unit or to support overlap desk with leg or bookcase. One adjustable shelf. Specify top finish and chasis/shelf finish separately. Accepts ML1936C and ML1930C cushions. Shipped assembled in 1 carton.</p>					
 <p>Low Shelf Unit - No Top</p>	ML2130CO	30 x 24 x 21.25 <i>762 x 610 x 540</i>	127 <i>57.61</i>	10.27 <i>0.29</i>	\$459
	ML2136CO	36 x 24 x 21.25 <i>914 x 610 x 540</i>	151 <i>68.49</i>	12.25 <i>0.34</i>	\$471
<p>24"D. Can be used to create a freestanding unit (two low storage units and a finished top). Can also support overlap desk with leg or bookcase. Shipped assembled in 1 carton.</p>					
 <p>Low Shelf Unit - No Top</p>	ML2130NO	30 x 19.25 x 21.25 <i>762 x 489 x 540</i>	98 <i>44.45</i>	8.34 <i>0.23</i>	\$442
	ML2136NO	36 x 19.25 x 21.25 <i>914 x 489 x 540</i>	117 <i>53.07</i>	9.94 <i>0.28</i>	\$456
<p>19.25"D. Can be used to create a freestanding unit (two low storage units and a finished top). Can also support overlap desk with leg or bookcase. Shipped assembled in 1 carton.</p>					
 <p>Low Box/File w/Top</p>	ML2230BFT	30 x 24 x 22.25 <i>762 x 610 x 565</i>	165 <i>74.84</i>	10.73 <i>0.3</i>	\$761
	ML2236BFT	36 x 24 x 22.25 <i>914 x 610 x 565</i>	197 <i>89.36</i>	12.79 <i>0.36</i>	\$791
<p>24"D freestanding unit with one box drawer and one file drawer. Can also support overlap desk with leg or bookcase. Lock secures both drawers. Counterweight included. Specify top finish and chasis/drawer front finish separately. Shipped assembled in 1 carton.</p>					
 <p>Low Box/File w/Top</p>	ML230NBFT	30 x 19.25 x 22.25 <i>762 x 489 x 565</i>	134 <i>60.78</i>	8.71 <i>0.24</i>	\$741
	ML236NBFT	36 x 19.25 x 22.25 <i>914 x 489 x 565</i>	160 <i>72.57</i>	10.38 <i>0.29</i>	\$770
<p>19.25"D freestanding unit with one box drawer and one file drawer. Can also support overlap desk with leg or bookcase. Lock secures both drawers. Counterweight included. Specify top finish and chasis/drawer front finish separately. Shipped assembled in 1 carton.</p>					


STORAGE UNITS



Low Box/File - No Top



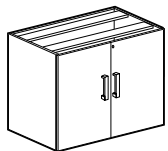
Low Box/File - No Top



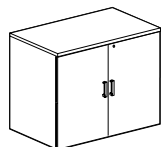
Lateral File - No Top



Lateral File w/Top



Storage Cabinet - No Top



Storage Cabinet w/Top

MODEL #	DIMENSIONS ^{IN} _{MM}	WEIGHT ^{LB} _{KG}	VOLUME ^{FT³} _{MT³}	LIST PRICE
ML2130BF	30 x 24 x 21.25	141	10.27	\$673
	<i>762 x 610 x 540</i>	<i>63.96</i>	<i>0.29</i>	
ML2136BF	36 x 24 x 21.25	167	12.25	\$696
	<i>914 x 610 x 540</i>	<i>75.75</i>	<i>0.34</i>	

24"D. Can be used to create a freestanding unit (two low storage units and a finished top). One box drawer and one front file drawer. Can also support overlap desk with leg or bookcase. Lock secures both drawers. Shipped assembled in 1 carton.

ML2130NBF	30 x 19.25 x 21.25	114	8.34	\$654
	<i>762 x 489 x 540</i>	<i>51.71</i>	<i>0.23</i>	
ML2136NBF	36 x 19.25 x 21.25	137	9.94	\$675
	<i>914 x 489 x 540</i>	<i>62.14</i>	<i>0.28</i>	

19.25"D. Can be used to create a freestanding unit (two low storage units and a finished top). One box drawer and one front file drawer. Can also support overlap desk with leg or bookcase. Lock secures both drawers. Shipped assembled in 1 carton.

ML3622LF	36 x 22 x 28	160	18	\$705
	<i>914 x 559 x 711</i>	<i>72.57</i>	<i>0.5</i>	

22"D. Fits under 24"D worksurface. Two front locking file drawers. File bars for front-to-back filing included. Shipped assembled in 1 carton.

ML3624LFT	36 x 24 x 29	165	18	\$806
	<i>914 x 610 x 737</i>	<i>74.84</i>	<i>0.5</i>	

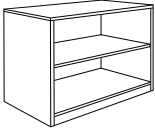
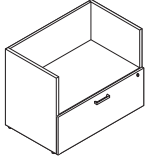

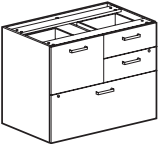
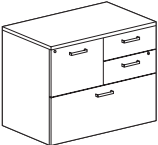
24"D. Two front locking file drawers. File bars for front-to-back filing included. Incorporates anti-tip feature - only one drawer can be opened at a time. Shipped assembled in 1 carton.

ML3622SC	36 x 22 x 28	120	18	\$531
	<i>914 x 559 x 711</i>	<i>54.43</i>	<i>0.5</i>	

22"D. Fits under 24"D worksurface. Two front locking doors. One adjustable shelf. Shipped assembled in 1 carton.

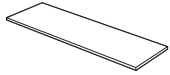
ML3624SCT	36 x 24 x 29	125	18	\$633
	<i>914 x 610 x 737</i>	<i>56.7</i>	<i>0.5</i>	

24"D. Two front locking doors. One adjustable shelf. Shipped assembled in 1 carton.

STORAGE UNITS	MODEL #	DIMENSIONS ^{IN} _{MM}	WEIGHT ^{LB} _{KG}	VOLUME ^{FT³} _{MT³}	LIST PRICE
 <p>Open Shelf Storage</p>		W x D x H			
	ML3629OS	36 x 24 x 29 <i>914 x 610 x 737</i>	113 <i>51.26</i>	16.1 <i>0.45</i>	\$578
	ML4229OS	42 x 24 x 29 <i>1067 x 610 x 737</i>	132 <i>59.87</i>	18.1 <i>0.51</i>	\$626
		<p>24"D. Units are open front and back. Use stand-alone or with wedge islands (ML3636WI, ML4242WI) or square islands (ML3636SI, ML4242SI) in corresponding width to create a collaborative huddle space. Centre fixed shelf. Shipped easy to assemble in 1 carton.</p>			
 <p>Open Shelf/Lateral Drawer - No Top</p>					
	ML3622SL	36 x 22 x 28 <i>914 x 559 x 711</i>	169 <i>76.66</i>	15.92 <i>0.45</i>	\$658
		<p>22"D. Fits under 24"D worksurface. One open shelf and one front locking lateral file drawer. Counterweight included. Shipped assembled in 1 carton.</p>			
 <p>Open Shelf/Lateral Drawer w/Top</p>					
	ML3624SLT	36 x 24 x 29 <i>914 x 610 x 737</i>	172 <i>78.02</i>	16.47 <i>0.46</i>	\$707
		<p>24"D. One open shelf and one front locking lateral file drawer. Counterweight included. Specify top finish and chasis/drawer front finish separately. Shipped assembled in 1 carton.</p>			
 <p>Multi-Storage Unit - No Top</p>					
	ML3622MS	36 x 22 x 28 <i>914 x 559 x 711</i>	175 <i>79.38</i>	18 <i>0.5</i>	\$723
		<p>22"D. Fits under 24"D worksurface. One full width file drawer, one half width file drawer and two half width box drawers. All drawers lock. File bars for front-to-back filing included. Incorporates anti-tip feature - only one drawer can be opened at a time. Shipped assembled in 1 carton.</p>			
 <p>Multi-Storage Unit w/Top</p>					
	ML3624MST	36 x 24 x 29 <i>914 x 610 x 737</i>	180 <i>81.65</i>	18 <i>0.5</i>	\$825
		<p>24"D. One full width file drawer, one half width file drawer and two half width box drawers. All drawers lock. File bars for front-to-back filing included. Incorporates anti-tip feature - only one drawer can be opened at a time. Shipped assembled in 1 carton.</p>			

STORAGE UNITS	MODEL #	DIMENSIONS ^{IN} _{MM}	WEIGHT ^{LB} _{KG}	VOLUME ^{FT³} _{MT³}	LIST PRICE
---------------	---------	---	---------------------------------------	---	------------

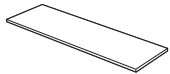
W x D x H



Top For 24"D Storage Unit

ML3624LT	36 x 24 x 1 <i>914 x 610 x 25</i>	23 <i>10.43</i>	1.5 <i>0.04</i>	\$93
ML6024LT	60 x 24 x 1 <i>1524 x 610 x 25</i>	35 <i>15.88</i>	1.91 <i>0.05</i>	\$144
ML6624LT	66 x 24 x 1 <i>1676 x 610 x 25</i>	39 <i>17.69</i>	2.08 <i>0.05</i>	\$148
ML7224LT	72 x 24 x 1 <i>1829 x 610 x 25</i>	52 <i>23.59</i>	2 <i>0.05</i>	\$154

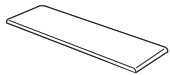
Single top for pair of 24"D storage units without tops. Ships with Titus connectors to secure to 24"D laminate storage. Shipped in 1 carton.
60" for two 30"W units
66" for one 30"W and one 36"W units
72" for two 36"W units



Top For 19.25"D Storage Unit

ML3019LT	30 x 19.25 x 1 <i>762 x 489 x 25</i>	14 <i>6.35</i>	0.83 <i>0.02</i>	\$92
ML3619LT	36 x 19.25 x 1 <i>914 x 489 x 25</i>	17 <i>7.71</i>	0.97 <i>0.02</i>	\$98
ML6019LT	60 x 19.25 x 1 <i>1524 x 489 x 25</i>	28 <i>12.7</i>	1.53 <i>0.04</i>	\$142
ML6619LT	66 x 19.25 x 1 <i>1676 x 489 x 25</i>	30 <i>13.61</i>	1.67 <i>0.04</i>	\$146
ML7219LT	72 x 19.25 x 1 <i>1829 x 489 x 25</i>	33 <i>14.97</i>	1.81 <i>0.05</i>	\$151

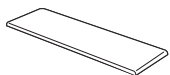
Can be used to create a credenza. Single top for pair of 19.25"D storage units without tops. Ships with Titus connectors to secure to 19.25"D laminate storage and double-sided tape to secure to 19.25"D MVL metal storage. Shipped in 1 carton.
60" for two 30"W tops
66" for one 30"W and one 36"W units
72" for two 36"W units
ML3619LT and ML3019LT for use with single 19.25"D low storage units.



Cushion For Low Storage - 19.25"D

MVL1930C	30 x 19.25 x 2 <i>762 x 489 x 51</i>	11 <i>4.99</i>	1.3 <i>0.03</i>	\$167
MVL1936C	36 x 19.25 x 2 <i>914 x 489 x 51</i>	13 <i>5.9</i>	2.6 <i>0.07</i>	\$191
MVL1960C	60 x 19.25 x 2 <i>1524 x 489 x 51</i>	20 <i>9.07</i>	2.6 <i>0.07</i>	\$308
MVL1966C	66 x 19.25 x 2 <i>1676 x 489 x 51</i>	16 <i>7.26</i>	5.2 <i>0.14</i>	\$332
MVL1972C	72 x 19.25 x 2 <i>1829 x 489 x 51</i>	22 <i>9.98</i>	2.4 <i>0.06</i>	\$356

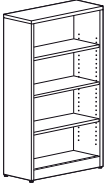
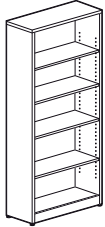
Cushions for 19.25"D low storage. Storage must have a finished laminate top to accept the cushion. Waterfall front and back edge, attaches with Velcro strips (supplied). Can be upholstered in all OTG seating fabrics including Luxhide finishes in polyurethane (PU) mock leather (see page 141). Shipped assembled in 1 carton.

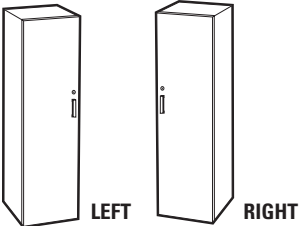
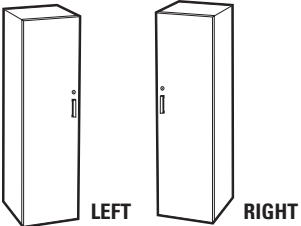


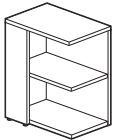
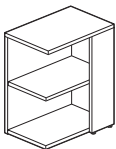
Cushion For Low Storage - 24"D

ML2430C	30 x 24 x 2 <i>762 x 610 x 51</i>	15.5 <i>7.03</i>	1.6 <i>0.04</i>	\$174
ML2436C	36 x 24 x 2 <i>914 x 610 x 51</i>	14.5 <i>6.58</i>	1.9 <i>0.05</i>	\$198
ML2460C	60 x 24 x 2 <i>1524 x 610 x 51</i>	20 <i>9.07</i>	5.2 <i>0.14</i>	\$315
ML2466C	66 x 24 x 2 <i>1676 x 610 x 51</i>	21 <i>9.53</i>	5.2 <i>0.14</i>	\$339
ML2472C	72 x 24 x 2 <i>1829 x 610 x 51</i>	22.25 <i>10.09</i>	5.2 <i>0.14</i>	\$363

Cushions for 24"D low storage. Storage must have a finished laminate top to accept the cushion. Waterfall front and back edge, attaches with Velcro strips (supplied). Can be upholstered in all OTG seating fabrics including Luxhide finishes in polyurethane (PU) mock leather (see page 141). Shipped assembled in 1 carton.

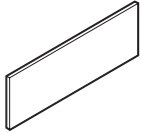
BOOKCASES	MODEL #	DIMENSIONS ^{IN} _{MM}	WEIGHT ^{LB} _{KG}	VOLUME ^{FT³} _{MT³}	LIST PRICE
 <p>Bookcase</p>	ML48BC	30 x 12 x 48	120	3	\$373
		762 x 305 x 1219	54.43	0.08	
<p>48"H. Three adjustable ¹¹/₁₆" thick shelves. Four levelers. Available in the following finishes <u>only</u> with matching back panel: Absolute Acajou (ACJ), Dark Espresso (DES), White Chocolate (WHC) and Winter Cherry (WCR). Shipped easy to assemble in 1 carton.</p>					
 <p>Bookcase</p>	ML65BC	30 x 12 x 65	155	4	\$479
		762 x 305 x 1651	70.31	0.11	
<p>65"H. One fixed shelf and three adjustable. ¹¹/₁₆" thick shelves. Four levelers. Available in the following finishes <u>only</u> with matching back panel: Absolute Acajou (ACJ), Dark Espresso (DES), White Chocolate (WHC) and Winter Cherry (WCR). Shipped easy to assemble in 1 carton.</p>					

WARDROBES	MODEL #	DIMENSIONS ^{IN} _{MM}	WEIGHT ^{LB} _{KG}	VOLUME ^{FT³} _{MT³}	LIST PRICE
 <p>Personal Wardrobe</p>	ML6518WDL	18 x 24 x 65	175	18	\$748
		457 x 610 x 1651	79.38	0.5	
 <p>Personal Wardrobe</p>	ML6518WDR	18 x 24 x 65	175	18	\$748
		457 x 610 x 1651	79.38	0.5	
<p>65"H. Personal wardrobe hinged on the left (left hand) or right (right hand). Includes coat bar and one fixed shelf with 9" clearance between shelf and top of cabinet. Shipped assembled in 1 carton.</p>					

END SHELVES	MODEL #	DIMENSIONS ^{IN} _{MM}	WEIGHT ^{LB} _{KG}	VOLUME ^{FT³} _{MT³}	LIST PRICE
 <p>End Shelf - LEFT</p>	ML1629SHL	16 x 24 x 29	66	2.5	\$347
		406 x 610 x 737	29.94	0.07	
<p>29"H. For use at the end of 29"H units. One fixed shelf. Shipped easy to assemble in 1 carton.</p>					
 <p>End Shelf - RIGHT</p>	ML1629SHR	16 x 24 x 29	66	2.5	\$347
		406 x 610 x 737	29.94	0.07	
<p>29"H. For use at the end of 29"H units. One fixed shelf. Shipped easy to assemble in 1 carton.</p>					

TACKBOARDS **MODEL #** **DIMENSIONS** ^{MM} _{MM} **WEIGHT** ^{LB} _{KG} **VOLUME** ^{FT³} _{MT³} **LIST PRICE**

W x D x H



Tackboard

ML66TB	64 x 1 x 15.75 1626 x 25 x 400	6.4 2.9	1.3 0.03	\$173
ML72TB	70 x 1 x 15.75 1778 x 25 x 400	7 3.18	1.3 0.03	\$180

Fabric covered tackboard. Includes mounting screws. See page 142 for color options. Shipped in 1 carton.

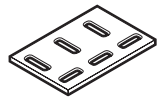
ACCESSORIES



Wire Manager

ML24WM2	24 x 2 x 2 610 x 51 x 51	1 0.45	0.1 -	\$38
---------	-----------------------------	-----------	----------	-------------

24"W plastic tray flexes to receive and hold electrical and data wires. Quickly attaches with two strips of two-sided tape. **Black** only. Shipped in 1 carton.



Flush Plate

MLFP	5 x 3 x 0.06 127 x 76 x 2	1 0.45	1 0.02	\$11
------	------------------------------	-----------	-----------	-------------

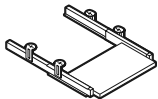
Used to connect worksurfaces of the same height. **Black** only.



Handle

MLHS	5.25 x 1 x 0.5 133 x 25 x 13	1 0.45	1 0.02	\$15
------	---------------------------------	-----------	-----------	-------------

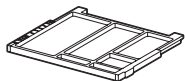
Replacement handle. **Silver** finish.



Keyboard Tray

MLKB	22 x 12 x 0.68 559 x 305 x 17	13 5.9	1.5 0.04	\$102
------	----------------------------------	-----------	-------------	--------------

22"W laminate keyboard tray. Mounting hardware included. Available in standard Ionic laminate finishes, see page 142. Shipped assembled in 1 carton.

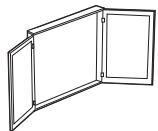


Center Drawer - 22"

MLPD	22.5 x 15 x 1.5 572 x 381 x 38	2 0.91	0.7 0.01	\$113
------	-----------------------------------	-----------	-------------	--------------

Provides storage for writing instruments and small items at the workspace. Attaches to the underside of the worksurface with included drawer slides. Shipped assembled in 1 carton.

- Black ABS plastic only.



Presentation Board

ML4848VB	48 x 5 x 48 1219 x 127 x 1219	110 49.9	11 0.31	\$902
----------	----------------------------------	-------------	------------	--------------

Double door visual presentation cabinet. Erasable and easy to clean whiteboard and two tackboards on doors in a Medium Taupe (LL11) fabric. Case finish available in Ionic standard laminate finishes, see page 142. Mounting method to be determined on site by installer as building conditions vary. Shipped assembled in 1 carton.

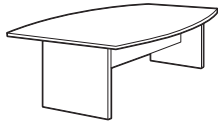
BOARDROOM AND MULTI-PURPOSE TABLES



Boardroom Table - Round

MODEL #	DIMENSIONS ^{IN} _{MM}	WEIGHT ^{LB} _{KG}	VOLUME ^{FT³} _{MT³}	LIST PRICE
ML42R	42 x - x 29	82	5	\$392
	1067 x - x 737	37.19	0.14	

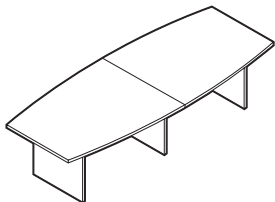
One-piece round top. Laminate X bases. 1" thick top. Shipped easy to assemble in 2 cartons.



Boardroom Table - Boat Shaped

ML96BT	96 x 48 x 29	213	18	\$758
	2438 x 1219 x 737	96.62	0.5	

One-piece boat shape top. Two slab laminate bases. 1 1/8" thick top. Top tapers to 40" wide at the ends. Shipped easy to assemble in 3 cartons.



Boardroom Table - Boat Shaped

ML120BT	120 x 48 x 29	284	21	\$1045
	3048 x 1219 x 737	128.82	0.59	
ML144BT	144 x 48 x 29	326	18.5	\$1371
	3658 x 1219 x 737	147.87	0.52	

Two-piece boat shape top. Three slab laminate bases. 1 1/8" thick top. Top tapers to 40" wide at the end. Shipped easy to assemble in 3 cartons.

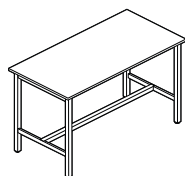
30" deep

ML4830BHT	48 x 30 x 42	108	7.7	\$790
	1219 x 762 x 1067	48.99	0.21	
ML6030BHT	60 x 30 x 42	125	8.5	\$840
	1524 x 762 x 1067	56.7	0.24	
ML7230BHT	72 x 30 x 42	141	9.3	\$890
	1829 x 762 x 1067	63.96	0.26	

36" deep

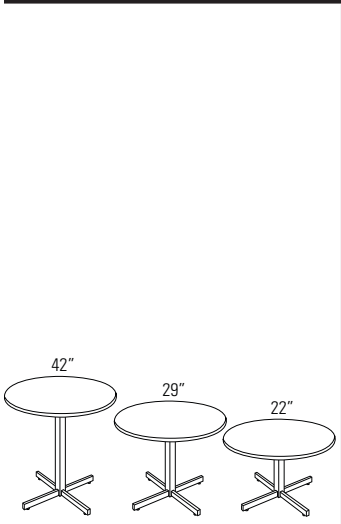
ML4836BHT	48 x 36 x 42	124	9.1	\$865
	1219 x 914 x 1067	56.25	0.25	
ML6036BHT	60 x 36 x 42	144	10.1	\$915
	1524 x 914 x 1067	65.32	0.28	
ML7236BHT	72 x 36 x 42	162	11	\$965
	1829 x 914 x 1067	73.48	0.31	

1" thick thermally fused laminate top with painted steel H-legs and footbar. Includes adjustable leveling glides. Shipped easy to assemble in 3 cartons.

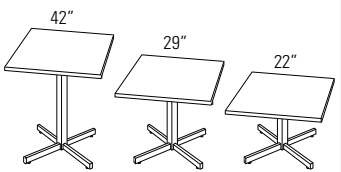


Bar Height Maker Table

BOARDROOM AND MULTI-PURPOSE TABLES



Round Table - X- Base



Square Table - X- Base

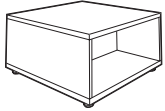
MODEL #	DIMENSIONS ^{IN} _{MM}	WEIGHT ^{LB} _{KG}	VOLUME ^{FT³} _{MT³}	LIST PRICE
W x D x H				
22" high				
ML30RX22	30 x 30 x 22 <i>762 x 762 x 559</i>	40 <i>18.14</i>	11.5 <i>0.32</i>	\$378
ML36RX22	36 x 36 x 22 <i>914 x 914 x 559</i>	56 <i>25.4</i>	17 <i>0.48</i>	\$439
29" high				
ML30RX	30 x 30 x 29 <i>762 x 762 x 737</i>	40 <i>18.14</i>	14.3 <i>0.4</i>	\$378
ML36RX	36 x 36 x 29 <i>914 x 914 x 737</i>	56 <i>25.4</i>	21 <i>0.59</i>	\$439
ML42RX	42 x 42 x 29 <i>1067 x 1067 x 737</i>	64 <i>29.03</i>	21.5 <i>0.6</i>	\$536
42" high				
ML30RX42	30 x 30 x 42 <i>762 x 762 x 1067</i>	40 <i>18.14</i>	15.3 <i>0.43</i>	\$395
ML36RX42	36 x 36 x 42 <i>914 x 914 x 1067</i>	56 <i>25.4</i>	22 <i>0.62</i>	\$454

One piece round 1" thick thermally fused laminate top with painted steel X base; (X base column 2.5" square with 1" x 2" rectangular feet, leveling glides and end caps to complement painted finish included.) Shipped easy to assemble in 2 cartons.

22" high				
ML30SX22	30 x 30 x 22 <i>762 x 762 x 559</i>	45 <i>20.41</i>	11.5 <i>0.32</i>	\$378
ML36SX22	36 x 36 x 22 <i>914 x 914 x 559</i>	64 <i>29.03</i>	17 <i>0.48</i>	\$439
29" high				
ML30SX	30 x 30 x 29 <i>762 x 762 x 737</i>	45 <i>20.41</i>	14.3 <i>0.4</i>	\$378
ML36SX	36 x 36 x 29 <i>914 x 914 x 737</i>	64 <i>29.03</i>	21 <i>0.59</i>	\$439
ML42SX	42 x 42 x 29 <i>1067 x 1067 x 737</i>	78 <i>35.38</i>	21.5 <i>0.6</i>	\$536
42" high				
ML30SX42	30 x 30 x 42 <i>762 x 762 x 1067</i>	45 <i>20.41</i>	15.6 <i>0.44</i>	\$395
ML36SX42	36 x 36 x 42 <i>914 x 914 x 1067</i>	64 <i>29.03</i>	22.6 <i>0.63</i>	\$454

One piece square 1" thick thermally fused laminate top with painted steel X base; (X base column 2.5" square with 1" x 2" rectangular feet, leveling glides and end caps to complement painted finish included.) Shipped easy to assemble in 2 cartons.

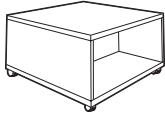
COFFEE TABLES



Square Coffee Side Table

MODEL #	DIMENSIONS ^{IN} _{MM}	WEIGHT ^{LB} _{KG}	VOLUME ^{FT³} _{MT³}	LIST PRICE
ML2929CT	29 x 29 x 16	83	10	\$562
	737 x 737 x 406	37.65	0.28	

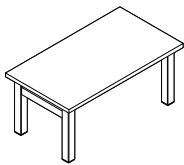
16"H. Square coffee or side table. Open from two sides with center divider. Shipped assembled in 1 carton.



Mobile Square Coffee Side Table

ML2929CTM	29 x 29 x 16	83	10	\$612
	737 x 737 x 406	37.65	0.28	

16"H. Mobile square coffee or side table. Open from two sides with center divider. Shipped assembled in 1 carton.

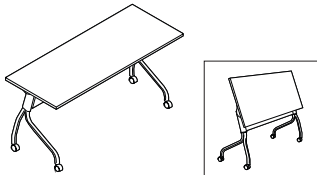


Rectangular Coffee Table w/H-legs

ML3620CH	36 x 20 x 16	46	3	\$425
	914 x 508 x 406	20.87	0.08	
ML4220CH	42 x 20 x 16	50	3.2	\$438
	1067 x 508 x 406	22.68	0.09	

16"H with 1" thick thermally fused laminate top and two 15"H steel H-legs. Shipped easy to assemble in 2 cartons.

TRAINING TABLES



Flip-Top Table

ML4824FT	48 x 24 x 29.5	65.9	2	\$527
	1219 x 610 x 749	29.89	0.05	
ML6024FT	60 x 24 x 29.5	74.7	4.6	\$576
	1524 x 610 x 749	33.88	0.13	
ML7224FT	72 x 24 x 29.5	86.6	5.1	\$631
	1829 x 610 x 749	39.28	0.14	

Flip-top table with 1" thick thermally fused laminate top with factory installed inserts to connect the leg assembly. Y-legs and integral modesty panel in Tungsten finish only. Locking casters. 5.25" nesting creep per table when flipped and stored. Shipped easy to assemble in 3 cartons.

ELECTRIC HEIGHT ADJUSTABLE TABLES

GENERAL INFORMATION

- Effective option to aid in workplace wellness programs; Ionic height adjustable tables allow you to move freely between sitting and standing without work interruption throughout the day.
- Tables can be used stand alone or in conjunction with freestanding Ionic desking products.
- Available in both two-leg rectangular tables or three-leg L-shaped workstations.
- Tops are available in all Ionic laminate finishes.
- May be specified as complete tables or may order tops and bases separately.
- Quiet hex rod driven single motor base with 220 lbs. lift capacity.
- Operates at 0.75" per second.
- Easy to use up-down controller with digital read-out and three memory programmable positions.
- Privacy panels are available.
- Range of adjustability with 1" top is 27.8" to 45.5"H.
- Range of adjustability of the base only is 26.8" to 44.5"H.
- Meets applicable ANSI/BIFMA x5.5 standards.
- Laminate tops covered by Global's lifetime warranty.
Five-year warranty on base components including electrical components and motorized parts.
- Greenguard Certified

TOP FINISHES

ACJ	Absolute Acajou	DWT	Designer White
ASN	Asian Night	HGT	Hayden Grey
AWC	Avant Cherry	SKC	Shaker Cherry
AWH	Avant Honey	TWL	Tiger Walnut
CMB	Clear Maple	WHC	White Chocolate
DES	Dark Espresso	WCR	Winter Cherry

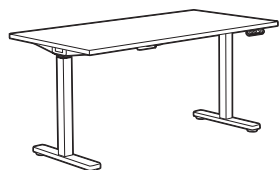
CONSTRUCTION

- 1" thick tops are made from 45 lb. density particle board covered with high performance thermally fused laminate and matching 2mm edge.
- Frame and legs are made from steel tubing and flat steel components, available in Silver only.
- T-leg with round foot design includes adjustable levelers.
- Telescopic support beam accommodates:
 - 46" to 72" wide tops, 23" to 30" deep (two-leg rectangular tables).
 - Up to 72" x 66" footprint (three-leg L-shaped workstations).

TOP DIMENSIONS

- All worksurfaces are dimensioned to allow 1" gap around perimeter.

ELECTRIC HEIGHT ADJUSTABLE TABLES



Rectangular Table - 2 legs



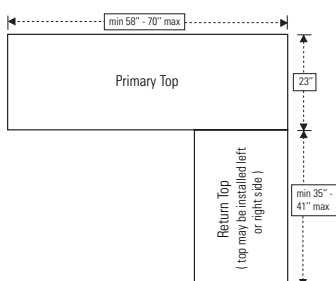
L-Shaped Workstation - 3 legs

MODEL #	DIMENSIONS IN MM	WEIGHT LB KG	VOLUME FT ³ MT ³	LIST PRICE
W x D x H				
ML4824ET2	46 x 23 x 27.8-45.5 <i>1168 x 584 x 706-1156</i>	85 <i>38.56</i>	4.06 <i>0.11</i>	\$1052
ML6024ET2	58 x 23 x 27.8-45.5 <i>1473 x 584 x 706-1156</i>	93.5 <i>42.41</i>	4.42 <i>0.12</i>	\$1091
ML7224ET2	70 x 23 x 27.8-45.5 <i>1778 x 584 x 706-1156</i>	102 <i>46.27</i>	4.72 <i>0.13</i>	\$1136
ML6030ET2	58 x 29 x 27.8-45.5 <i>1473 x 737 x 706-1156</i>	104 <i>47.17</i>	4.88 <i>0.13</i>	\$1140
ML7230ET2	70 x 29 x 27.8-45.5 <i>1778 x 737 x 706-1156</i>	115 <i>52.16</i>	5.25 <i>0.14</i>	\$1187

1" thick laminate top with matching 2mm edge. Silver base only. Shipped easy to assemble in 2 cartons.

MVL6060ET	58 x 58 x 27.8-45.5 <i>1473 x 1473 x 706-1156</i>	165 <i>74.84</i>	6.02 <i>0.17</i>	\$1906
MVL6066ET	58 x 64 x 27.8-45.5 <i>1473 x 1626 x 706-1156</i>	170 <i>77.11</i>	6.12 <i>0.17</i>	\$1914
MVL6660ET	64 x 58 x 27.8-45.5 <i>1626 x 1473 x 706-1156</i>	169 <i>76.66</i>	6.2 <i>0.17</i>	\$1929
MVL6666ET	64 x 64 x 27.8-45.5 <i>1626 x 1626 x 706-1156</i>	174 <i>78.93</i>	6.3 <i>0.17</i>	\$1937
MVL7260ET	70 x 58 x 27.8-45.5 <i>1778 x 1473 x 706-1156</i>	173 <i>78.47</i>	6.32 <i>0.17</i>	\$1951
MVL7266ET	70 x 64 x 27.8-45.5 <i>1778 x 1626 x 706-1156</i>	178 <i>80.74</i>	6.42 <i>0.18</i>	\$1959

1" thick laminate top with matching 2mm edge. Silver base only. Shipped easy to assemble in 3 cartons.




L-SHAPED WORKSTATION FOOTPRINT DIMENSIONS			
Model	Primary top	Return top	Overall actual
MVL6060ET	58"W x 23"D	35"W x 23"D	58"W x 58"D
MVL6066ET	58"W x 23"D	41"W x 23"D	58"W x 64"D
MVL6660ET	64"W x 23"D	35"W x 23"D	64"W x 58"D
MVL6666ET	64"W x 23"D	41"W x 23"D	64"W x 64"D
MVL7260ET	70"W x 23"D	35"W x 23"D	70"W x 58"D
MVL7266ET	70"W x 23"D	41"W x 23"D	70"W x 64"D

ELECTRIC HEIGHT ADJUSTABLE TABLES

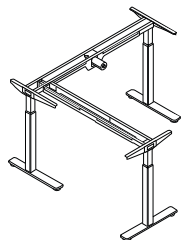
WARRANTY

Customer assumes full responsibility for the attachment method of worksurfaces that were not purchased as part of a complete table assembly. Failure to secure the worksurface capable of supporting the load capacity tested to may result in property damage and/or personal injury. Customer agrees to indemnify and hold harmless Global Upholstery Co. Inc., its affiliates, subsidiaries, officers, directors, employees and shareholders (collectively "Global") from and against any lawsuits or threat of lawsuits and all liabilities, direct or implied, claims, proceedings, actions, causes of action, damages, losses, costs and expenses, including, without limitation, legal fees whatsoever which Global may suffer or incur as a result of fulfilling your product order. Customer acknowledges that product not purchased as a complete table assembly will not be covered under Global's Lifetime Warranty.

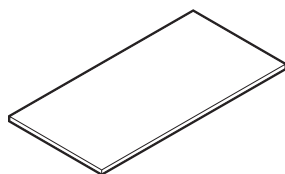
ELECTRIC HAT COMPONENTS	MODEL #	DIMENSIONS ^{IN} _{MM}	WEIGHT ^{LB} _{KG}	VOLUME ^{FT³} _{MT³}	LIST PRICE
-------------------------	---------	---	---------------------------------------	---	------------



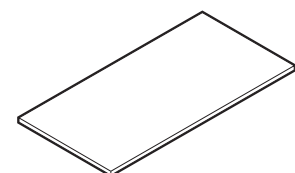
Electric HAT - 2 Leg Base Only



Electric HAT - 3 Leg Base Only



Tops For Use with 2 or 3 Leg Bases



Return Tops For Use with 3 Leg Base

	W x D x H			
MLEBDD162	48 x 21.5 x 26.8-44.5 1219 x 546.1 x 681-1130	75 34.02	2.4 0.06	\$814

2 leg table base for use with MLxxxHAT tops listed below. Cannot be converted to a 3 legged table base. Silver finish only. Range of adjustability without top 26.8" to 44.5"H. Width adjustable for tops 46" to 72"H. Shipped easy to assemble in 1 carton.

MLEBDD16L	54 x 54 x 26.8-44.5 1372 x 1372 x 681-1130	95 43.09	2.7 0.07	\$1407
-----------	---	-------------	-------------	---------------

3 leg table base for use with one MLxxxHAT top listed below and one MLxxxRHT top listed below. Cannot be converted to a 2 legged table base. Silver finish only. Range of adjustability without top 26.8" to 44.5"H. Width adjustable for tops 46" to 72"H. Shipped easy to assemble in 1 carton.

ML4623HAT	46 x 23 x 1 1168 x 584 x 25	34 15.42	1.66 0.04	\$238
ML5223HAT	52 x 23 x 1 1321 x 584 x 25	38.3 17.37	1.84 0.05	\$258
ML5823HAT	58 x 23 x 1 1473 x 584 x 25	42.5 19.28	2.02 0.05	\$277
ML6423HAT	64 x 23 x 1 1626 x 584 x 25	46.8 21.23	2.2 0.06	\$300
ML7023HAT	70 x 23 x 1 1778 x 584 x 25	51 23.13	2.32 0.06	\$322
ML4629HAT	46 x 29 x 1 1168 x 737 x 25	42.5 19.28	2.04 0.05	\$287
ML5229HAT	52 x 29 x 1 1321 x 737 x 25	47.8 21.68	2.26 0.06	\$307
ML5829HAT	58 x 29 x 1 1473 x 737 x 25	53.1 24.09	2.48 0.07	\$326
ML6429HAT	64 x 29 x 1 1626 x 737 x 25	58.4 26.49	2.7 0.07	\$350
ML7029HAT	70 x 29 x 1 1778 x 737 x 25	63.8 28.94	2.85 0.08	\$373

For use with MLEBDD162 or MLEBDD16L as a primary top. 1" thick laminate top with matching 2mm edge.

ML3523RHT	35 x 23 x 1 889 x 584 x 25	27 12.25	1.3 0.03	\$222
ML4123RHT	41 x 23 x 1 1041 x 584 x 25-1149	32 14.51	1.4 0.03	\$230

For use with MLEBDD16L and one primary top (MLxxxHAT). 1" thick laminate top with matching 2mm edge.

PRIVACY PANELS

GENERAL INFORMATION

- Ideal for height adjustable, freestanding or overlapping table desks.
- Install quickly and simply onto the front, back or side edge of a 1" or 1 1/16" thick worksurface.
- Can be oriented upwards as a desktop divider or downwards as a modesty panel.
- Available in an array of fabric options or high pressure laminate finishes to complement any decor.
- It is recommended to select a privacy panel 6" less in width than the surface it is being mounting on. The underside or top side of the surface mounting to should have a minimum 3" depth free and clear along the length of the surface for mounting.
- Finished height 13.25" with mounting brackets. 12.5" without mounting brackets.

LAMINATE PRIVACY PANEL FINISHES

- With matching 0.5mm thick edge.

ACJ	Absolute Acajou	DWT	Designer White
ASN	Asian Night	HGT	Hayden Grey
AWC	Avant Cherry	SKC	Shaker Cherry
AWH	Avant Honey	TWL	Tiger Walnut
CMB	Clear Maple	WHC	White Chocolate
DES	Dark Espresso	WCR	Winter Cherry

FABRIC PRIVACY PANELS

- Frameless and non-tackable
- Available in the following fabrics:
Anchorage, Carrera, Fusion, Hudson, Jenny, Urban and Waterfall

PRIVACY PANEL BRACKETS

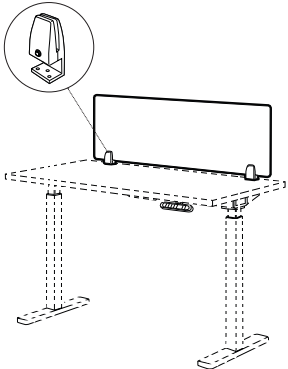
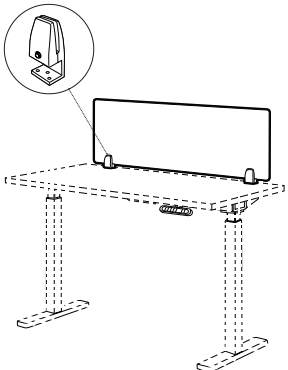
- Each bracket is a two-piece die-cast assembly in Silver finish and are affixed to the worksurface with three screws.
- Two brackets are included with 24" to 54" wide panels; three brackets with 60" and 66" wide panels.

PRIVACY PANEL AND SCREENS

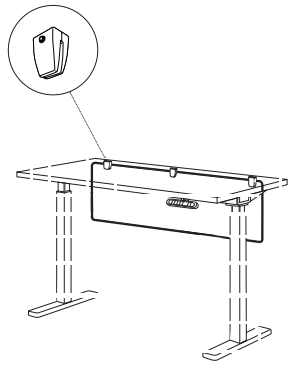
- MLxxUMF/MLxxUML privacy panels, MVLAPxx acrylic privacy panels and MVLPET felt screens may be used as center dividers with Ionic benching kits - see page 117.
- Adapter brackets are required to center mount the panels/screens between dual sided table desk. For brackets, see page 120.

PET FELT PRIVACY SCREEN

- 9mm thick PET Felt, 100% PET polyester fibre.
- Tackable felt-like finish, in the following finishes:
MST Mist SFR Sunflower
PWT Pewter LAP Lapis
GPH Graphite RBY Ruby

PRIVACY PANELS	MODEL #	DIMENSIONS IN MM	WEIGHT LB KG	VOLUME FT ³ MT ³	LIST PRICE	
 <p>Fabric Privacy Panel - Upmount</p>		W x D x H				
	ML1324DMF	24 x 0.5 x 13.25 610 x 13 x 337	2.6 1.18	0.4 0.01	\$354	
	ML1330DMF	30 x 0.5 x 13.25 762 x 13 x 337	3 1.36	0.5 0.01	\$356	
	ML1336DMF	36 x 0.5 x 13.25 914 x 13 x 337	3.6 1.63	0.6 0.01	\$383	
	ML1342DMF	42 x 0.5 x 13.25 1067 x 13 x 337	4.2 1.91	0.7 0.01	\$410	
	ML1348DMF	48 x 0.5 x 13.25 1219 x 13 x 337	4.8 2.18	0.8 0.02	\$411	
	ML1354DMF	54 x 0.5 x 13.25 1372 x 13 x 337	5.4 2.45	0.9 0.02	\$438	
	ML1360DMF	60 x 0.5 x 13.25 1524 x 13 x 337	6 2.72	1 0.02	\$588	
	ML1366DMF	66 x 0.5 x 13.25 1676 x 13 x 337	6.6 2.99	1.1 0.03	\$609	
	Mounts to a 1" or 1 1/16" thick worksurface. Mounting brackets included. Not for use with Ionic benching kits. Shipped easy to assemble in 1 carton.					
 <p>Laminate Privacy Panel - Upmount</p>	ML1324DML	23.75 x 0.44 x 13.25 603 x 11 x 337	14.4 6.53	0.5 0.01	\$224	
	ML1330DML	29.75 x 0.44 x 13.25 756 x 11 x 337	17.1 7.76	0.6 0.01	\$298	
	ML1336DML	35.75 x 0.44 x 13.25 908 x 11 x 337	19.8 8.98	0.7 0.01	\$321	
	ML1342DML	41.75 x 0.44 x 13.25 1060 x 11 x 337	22.6 10.25	0.8 0.02	\$323	
	ML1348DML	47.75 x 0.44 x 13.25 1213 x 11 x 337	25.3 11.48	0.9 0.02	\$338	
	ML1354DML	53.75 x 0.44 x 13.25 1365 x 11 x 337	28 12.7	1 0.02	\$401	
	ML1360DML	59.75 x 0.44 x 13.25 1518 x 11 x 337	31.2 14.15	1.1 0.03	\$457	
	ML1366DML	65.75 x 0.44 x 13.25 1670 x 11 x 337	33.9 15.38	1.2 0.03	\$479	
	Mounts to a 1" or 1 1/16" thick worksurface. Mounting brackets included. Not for use with Ionic benching kits. Shipped easy to assemble in 1 carton.					

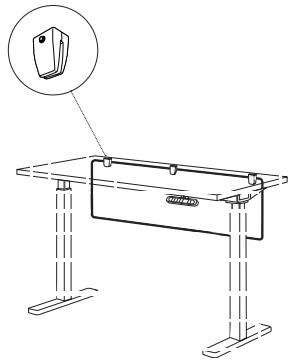
PRIVACY PANELS	MODEL #	DIMENSIONS ^{IN} _{MM}	WEIGHT ^{LB} _{KG}	VOLUME ^{FT³} _{MT³}	LIST PRICE
----------------	---------	---	---------------------------------------	---	------------



Fabric Privacy Panel - Undermount

	W x D x H			
ML1324UMF	24 x 0.5 x 13.25 <i>610 x 13 x 337</i>	2.6 <i>1.18</i>	0.4 <i>0.01</i>	\$354
ML1330UMF	30 x 0.5 x 13.25 <i>762 x 13 x 337</i>	3 <i>1.36</i>	0.5 <i>0.01</i>	\$356
ML1336UMF	36 x 0.5 x 13.25 <i>914 x 13 x 337</i>	3.6 <i>1.63</i>	0.6 <i>0.01</i>	\$383
ML1342UMF	42 x 0.5 x 13.25 <i>1067 x 13 x 337</i>	4.2 <i>1.91</i>	0.7 <i>0.01</i>	\$410
ML1348UMF	48 x 0.5 x 13.25 <i>1219 x 13 x 337</i>	4.8 <i>2.18</i>	0.8 <i>0.02</i>	\$411
ML1354UMF	54 x 0.5 x 13.25 <i>1372 x 13 x 337</i>	5.4 <i>2.45</i>	0.9 <i>0.02</i>	\$438
ML1360UMF	60 x 0.5 x 13.25 <i>1524 x 13 x 337</i>	6 <i>2.72</i>	1 <i>0.02</i>	\$588
ML1366UMF	66 x 0.5 x 13.25 <i>1676 x 13 x 337</i>	6.6 <i>2.99</i>	1.1 <i>0.03</i>	\$609

Mounts to a 1" or 1 1/16" thick worksurface. Mounting brackets included. To add privacy panels to Ionic benching kits (pages 117-119), use undermount privacy panels with adapter brackets MVLPPABx (page 120). Shipped easy to assemble in 1 carton.



Laminate Privacy Panel - Undermount

ML1324UML	23.75 x 0.44 x 13.25 <i>603 x 11 x 337</i>	14.7 <i>6.53</i>	0.5 <i>0.01</i>	\$224
ML1330UML	29.75 x 0.44 x 13.25 <i>756 x 11 x 337</i>	17.4 <i>7.89</i>	0.6 <i>0.01</i>	\$298
ML1336UML	35.75 x 0.44 x 13.25 <i>908 x 11 x 337</i>	20.2 <i>9.16</i>	0.7 <i>0.01</i>	\$321
ML1342UML	41.75 x 0.44 x 13.25 <i>1060 x 11 x 337</i>	23 <i>10.43</i>	0.8 <i>0.02</i>	\$323
ML1348UML	47.75 x 0.44 x 13.25 <i>1213 x 11 x 337</i>	25.7 <i>11.66</i>	0.9 <i>0.02</i>	\$338
ML1354UML	53.75 x 0.44 x 13.25 <i>1365 x 11 x 337</i>	28.5 <i>12.93</i>	1 <i>0.02</i>	\$401
ML1360UML	59.75 x 0.44 x 13.25 <i>1518 x 11 x 337</i>	31.7 <i>14.38</i>	1.1 <i>0.03</i>	\$457
ML1366UML	65.75 x 0.44 x 13.25 <i>1670 x 11 x 337</i>	34.5 <i>15.65</i>	1.2 <i>0.03</i>	\$479

Mounts to a 1" or 1 1/16" thick worksurface. Mounting brackets included. To add privacy panels to Ionic benching kits (pages 117-119), use undermount privacy panels with adapter brackets MVLPPABx (page 120). Shipped easy to assemble in 1 carton.

PRIVACY PANELS **MODEL #** **DIMENSIONS** ^{IN}/_{MM} **WEIGHT** ^{LB}/_{KG} **VOLUME** ^{FT³}/_{MT³} **LIST PRICE**

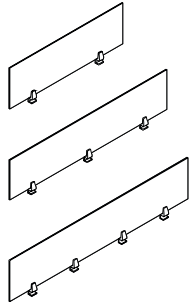
W x D x H

Set of 1

MVLPET42-1	42 x 0.36 x 13.25 <i>1067 x 9 x 337</i>	2.6 <i>1.18</i>	0.8 <i>0.02</i>	\$230
MVLPET48-1	48 x 0.36 x 13.25 <i>1219 x 9 x 337</i>	3.3 <i>1.5</i>	0.9 <i>0.02</i>	\$242
MVLPET54-1	54 x 0.36 x 13.25 <i>1372 x 9 x 337</i>	3.6 <i>1.63</i>	1 <i>0.02</i>	\$310
MVLPET60-1	60 x 0.36 x 13.25 <i>1524 x 9 x 337</i>	3.8 <i>1.72</i>	1.1 <i>0.03</i>	\$321
MVLPET66-1	66 x 0.36 x 13.25 <i>1676 x 9 x 337</i>	4.5 <i>2.04</i>	1.3 <i>0.03</i>	\$377

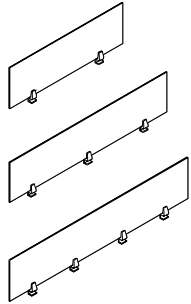
Set of 4

MVLPET42-4	42 x 0.36 x 13.25 <i>1067 x 9 x 337</i>	9.5 <i>4.31</i>	0.8 <i>0.02</i>	\$880
MVLPET48-4	48 x 0.36 x 13.25 <i>1219 x 9 x 337</i>	11.9 <i>5.4</i>	1 <i>0.02</i>	\$920
MVLPET54-4	54 x 0.36 x 13.25 <i>1372 x 9 x 337</i>	12.8 <i>5.81</i>	1.1 <i>0.03</i>	\$1188
MVLPET60-4	60 x 0.36 x 13.25 <i>1524 x 9 x 337</i>	13.8 <i>6.26</i>	1.2 <i>0.03</i>	\$1223
MVLPET66-4	66 x 0.36 x 13.25 <i>1676 x 9 x 337</i>	16.2 <i>7.35</i>	1.3 <i>0.03</i>	\$1442



PET Felt Privacy Screen

Mounts to 1" thick laminate surface, may be installed as undermount or up mount position. Mounting brackets included. Secured with wood screws, will mar the top surface when installed in upmount position. Shipped easy to assemble in 1 carton.



Acrylic Privacy Panel

MVLAP42	42.5 x 0.25 x 13.25 <i>1080 x 6 x 337</i>	3.6 <i>1.63</i>	0.8 <i>0.02</i>	\$245
MVLAP48	48.5 x 0.25 x 13.25 <i>1232 x 6 x 337</i>	4.3 <i>1.95</i>	1 <i>0.02</i>	\$278
MVLAP54	54.5 x 0.25 x 13.25 <i>1384 x 6 x 337</i>	5.1 <i>2.31</i>	1.1 <i>0.03</i>	\$375
MVLAP60	60.5 x 0.25 x 13.25 <i>1537 x 6 x 337</i>	5.3 <i>2.4</i>	1.2 <i>0.03</i>	\$408
MVLAP66	66.5 x 0.25 x 13.25 <i>1689 x 6 x 337</i>	6.5 <i>2.95</i>	1.3 <i>0.03</i>	\$425

Mounting brackets included. Shipped easy to assemble in 1 carton.

BENCHING SOLUTIONS

GENERAL INFORMATION

- Simplified benching solutions, double-sided straight line applications.
- Meets all applicable ANSI/BIFMA X5.5 desking standards.

WORKSURFACES

- 1" thick thermally fused laminate with matching 2mm thick edge band; 45 lb. density particle board core.
- Available in all the Ionic laminate finishes.
- Worksurfaces are equipped with factory installed inserts for a metal-to-metal leg connection.

METAL LEGS

- 2" square tube post legs with 1" x 2" cross bar in an H-leg configuration complementing Ionic desking.
- Available in Black (BLK), Designer White (DWT) or Tungsten (TUN) painted finishes, Sandtex finish applied for durability.

BENCHING KITS

- Kits have been created for ease of specifying and ordering; each kit also includes all the necessary hardware for installation.
- **Freestanding** dual sided table desks include two worksurfaces with support stiffeners and two legs for end conditions.
- **Quad** pack dual sided table desks include two dual sided table desks - four workstations consisting of four worksurfaces with support stiffeners, two end legs and one middle leg for shared condition between two side-by-side top sets.
- Quad packs may be extended with **extender kits** consisting of two worksurfaces with support stiffeners and one leg for shared condition between two side-by-side top sets. Extender kits are to be installed in the middle position(s) sharing a leg between side-by-side top sets.

PRIVACY SCREENS

- 2.5" centre gap between dual sided table desks accommodates privacy screens.
- Privacy screens are available in fabric wrapped, laminate, acrylic and PET Felt options. Refer to Ionic privacy panels on pages 114-115.
- Recommend privacy screens be 6" shorter than the worksurfaces. For example, if worksurfaces are 60"W, use 54"W privacy panels.
- Adapter brackets are required to mount the privacy screens between dual sided table desks.

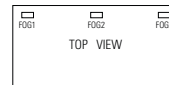
CABLE MANAGEMENT

- Wire cable management baskets are available to provide cable management and/or lay-in capability for power distribution solution.
- Cable baskets are to be installed on the underside centered between tops on dual sided table desks.

GROMMETS

- Tops for all kits are standard with no grommets.
- Optional grommets are available in standard worksurface locations. One position per kit may be specified; all tops in each kit ordered will have the same grommet position. Order as: **FOG1**, **FOG2** or **FOG3**. **Add \$140** for freestanding (MLxxxDST) and extender (MLxxxDSE) dual sided table desks.

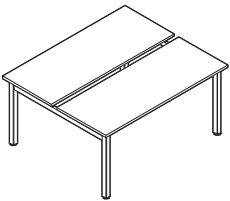
Add \$280 for quad pack dual sided table desks (MLxxxDSQ).



- FOG grommet cap and sleeve may be removed on-site to accommodate Cove mini power module MVCOVSM2B/S or MVCOVS1UB/S as an alternative to bring power and/or USB charging to the desktop (see page 124).

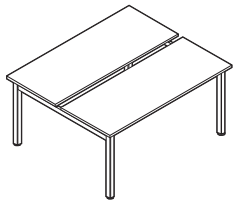
LAMINATE FINISHES

ACJ	Absolute Acajou	DWT	Designer White
ASN	Asian Night	HGT	Hayden Grey
AWC	Avant Cherry	SKC	Shaker Cherry
AWH	Avant Honey	TWL	Tiger Walnut
CMB	Clear Maple	WHC	White Chocolate
DES	Dark Espresso	WCR	Winter Cherry

BENCHING KITS	MODEL #	DIMENSIONS ^{IN} _{MM}	WEIGHT ^{LB} _{KG}	VOLUME ^{FT³} _{MT³}	LIST PRICE
	W x D x H				
 <p>Freestanding Dual Sided Table Desks, 24"D</p>	ML4850DST	48 x 50.4 x 29 <i>1219 x 1280 x 737</i>	151 <i>68.49</i>	8.8 <i>0.24</i>	\$1082
	ML5450DST	54 x 50.4 x 29 <i>1372 x 1280 x 737</i>	161 <i>73.03</i>	9.1 <i>0.25</i>	\$1131
	ML6050DST	60 x 50.4 x 29 <i>1524 x 1280 x 737</i>	171 <i>77.56</i>	9.3 <i>0.26</i>	\$1180
	ML6650DST	66 x 50.4 x 29 <i>1676 x 1280 x 737</i>	181 <i>82.1</i>	9.6 <i>0.27</i>	\$1230
	ML7250DST	72 x 50.4 x 29 <i>1829 x 1280 x 737</i>	191 <i>86.64</i>	9.9 <i>0.28</i>	\$1259
	<p>Each kit includes two 24"D worksurfaces and pair of legs for freestanding dual sided table desk. Not to be used with extender table desks. Support stiffeners included are for end-to-end leg condition. Shipped easy to assemble in 3 cartons.</p>				

BENCHING KITS	MODEL #	DIMENSIONS ^{IN} _{MM}	WEIGHT ^{LB} _{KG}	VOLUME ^{FT³} _{MT³}	LIST PRICE
---------------	---------	--	------------------------------------	--	------------

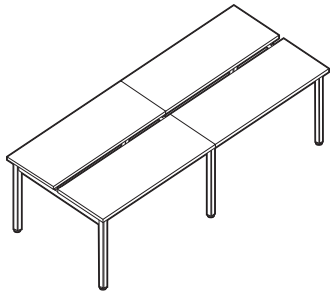
W x D x H



Freestanding Dual Sided Table Desks, 30"D

ML4862DST	48 x 62.4 x 29 <i>1219 x 1585 x 737</i>	180 <i>81.65</i>	10.5 <i>0.29</i>	\$1216
ML5462DST	54 x 62.4 x 29 <i>1372 x 1585 x 737</i>	192 <i>87.09</i>	10.9 <i>0.3</i>	\$1237
ML6062DST	60 x 62.4 x 29 <i>1524 x 1585 x 737</i>	205 <i>92.99</i>	11.2 <i>0.31</i>	\$1285
ML6662DST	66 x 62.4 x 29 <i>1676 x 1585 x 737</i>	218 <i>98.88</i>	11.5 <i>0.32</i>	\$1335
ML7262DST	72 x 62.4 x 29 <i>1829 x 1585 x 737</i>	230 <i>104.33</i>	11.8 <i>0.33</i>	\$1364

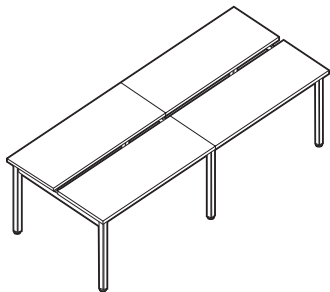
Each kit includes two 30"D worksurfaces and pair of legs for freestanding dual sided table desk. Not to be used with extender table desks. Support stiffeners included are for end-to-end leg condition. Shipped easy to assemble in 3 cartons.



Quad Pack Dual Sided Table Desks, 24"D

ML9650DSQ	96 x 50.4 x 29 <i>2438 x 1280 x 737</i>	275 <i>124.74</i>	12.6 <i>0.35</i>	\$1987
ML10850DSQ	108 x 50.4 x 29 <i>2743 x 1280 x 737</i>	295 <i>133.81</i>	12.9 <i>0.36</i>	\$2085
ML12050DSQ	120 x 50.4 x 29 <i>3048 x 1280 x 737</i>	315 <i>142.88</i>	13.2 <i>0.37</i>	\$2184
ML13250DSQ	132 x 50.4 x 29 <i>3353 x 1280 x 737</i>	335 <i>151.95</i>	13.4 <i>0.37</i>	\$2283
ML14450DSQ	144 x 50.4 x 29 <i>3658 x 1280 x 737</i>	355 <i>161.03</i>	13.7 <i>0.38</i>	\$2342

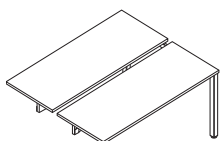
Four-pack dual sided table desks; each kit includes four 24"D worksurfaces, a pair of end legs and one middle leg to be shared between pairs of tops. Use as is for a four-station cluster or can be used with 50.4"D extender tables (MLxx50DSE) installed in the middle position. Support stiffeners included are for end-to-shared leg condition. Shipped easy to assemble in 6 cartons.



Quad Pack Dual Sided Table Desks, 30"D

ML9662DSQ	96 x 62.4 x 29 <i>2438 x 1585 x 737</i>	330 <i>149.69</i>	15.1 <i>0.42</i>	\$2239
ML10862DSQ	108 x 62.4 x 29 <i>2743 x 1585 x 737</i>	354 <i>160.57</i>	15.4 <i>0.43</i>	\$2281
ML12062DSQ	120 x 62.4 x 29 <i>3048 x 1585 x 737</i>	380 <i>172.37</i>	15.7 <i>0.44</i>	\$2378
ML13262DSQ	132 x 62.4 x 29 <i>3353 x 1585 x 737</i>	406 <i>184.16</i>	16 <i>0.45</i>	\$2477
ML14462DSQ	144 x 62.4 x 29 <i>3658 x 1585 x 737</i>	430 <i>195.04</i>	16.3 <i>0.46</i>	\$2536

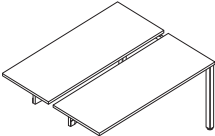
Four-pack dual sided table desks; each kit includes four 30"D worksurfaces, a pair of end legs and one middle leg to be shared between pairs of tops. Use as is for a four-station cluster or can be used with 62.4"D extender tables (MLxx62DSE) installed in the middle position. Support stiffeners included are for end-to-shared leg condition. Shipped easy to assemble in 6 cartons.



Extender for Dual Sided Table Desks, 24"D

ML4850DSE	48 x 50.4 x 29 <i>1219 x 1280 x 737</i>	124 <i>56.25</i>	5.9 <i>0.16</i>	\$905
ML5450DSE	54 x 50.4 x 29 <i>1372 x 1280 x 737</i>	134 <i>60.78</i>	6.2 <i>0.17</i>	\$954
ML6050DSE	60 x 50.4 x 29 <i>1524 x 1280 x 737</i>	144 <i>65.32</i>	6.5 <i>0.18</i>	\$1004
ML6650DSE	66 x 50.4 x 29 <i>1676 x 1280 x 737</i>	154 <i>69.85</i>	6.7 <i>0.18</i>	\$1053
ML7250DSE	72 x 50.4 x 29 <i>1829 x 1280 x 737</i>	164 <i>74.39</i>	6.9 <i>0.19</i>	\$1083


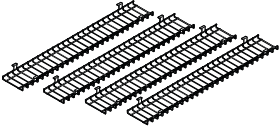
Each kit includes two 24"D worksurfaces and one leg for shared condition, to be used with quad packs MLxx50DSQ to extend the number of workstations. No limit to the number of extender packs that can be joined together. Support stiffeners included are for shared middle leg condition. Extender kits are not to be installed in an end position. Shipped easy to assemble in 3 cartons.

BENCHING KITS	MODEL #	DIMENSIONS ^{IN} _{MM}	WEIGHT ^{LB} _{KG}	VOLUME ^{FT³} _{MT³}	LIST PRICE
		W x D x H			
	ML4862DSE	48 x 62.4 x 29 <i>1219 x 1585 x 737</i>	150 <i>68.04</i>	7.2 <i>0.2</i>	\$1023
	ML5462DSE	54 x 62.4 x 29 <i>1372 x 1585 x 737</i>	162 <i>73.48</i>	7.5 <i>0.21</i>	\$1040
	ML6062DSE	60 x 62.4 x 29 <i>1524 x 1585 x 737</i>	175 <i>79.38</i>	7.8 <i>0.22</i>	\$1093
	ML6662DSE	66 x 62.4 x 29 <i>1676 x 1585 x 737</i>	188 <i>85.28</i>	8.1 <i>0.22</i>	\$1142
	ML7262DSE	72 x 62.4 x 29 <i>1829 x 1585 x 737</i>	200 <i>90.72</i>	8.4 <i>0.23</i>	\$1172

Extender for Dual Sided Table Desks, 30"D

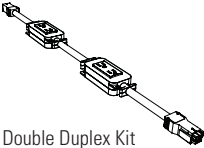
Each kit includes two 30"D worksurfaces and one leg for shared condition, to be used with quad packs MLxx62DSQ to extend the number of workstations. No limit to the number of extender packs that can be joined together. Support stiffeners included are for shared middle leg condition. Extender kits are not to be installed in an end position. Shipped easy to assemble in 3 cartons.

BENCHING ACCESSORIES

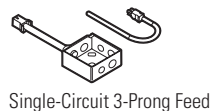
Set of 2					
	ML48WCB2	40 x 8 x 1 <i>1016 x 203 x 25</i>	3.6 <i>1.63</i>	0.32 <i>0.01</i>	\$306
	ML54WCB2	46 x 8 x 1 <i>1168 x 203 x 25</i>	4.3 <i>1.95</i>	0.37 <i>0.01</i>	\$327
	ML60WCB2	52 x 8 x 1 <i>1321 x 203 x 25</i>	4.8 <i>2.18</i>	0.41 <i>0.01</i>	\$344
	ML66WCB2	58 x 8 x 1 <i>1473 x 203 x 25</i>	5.3 <i>2.4</i>	0.46 <i>0.01</i>	\$367
	ML72WCB2	64 x 8 x 1 <i>1626 x 203 x 25</i>	5.9 <i>2.68</i>	0.51 <i>0.01</i>	\$376
Set of 4					
	ML48WCB4	40 x 8 x 1 <i>1016 x 203 x 25</i>	7.2 <i>3.27</i>	0.64 <i>0.01</i>	\$612
	ML54WCB4	46 x 8 x 1 <i>1168 x 203 x 25</i>	8.6 <i>3.9</i>	0.73 <i>0.02</i>	\$653
	ML60WCB4	52 x 8 x 1 <i>1321 x 203 x 25</i>	9.6 <i>4.35</i>	0.83 <i>0.02</i>	\$688
	ML66WCB4	58 x 8 x 1 <i>1473 x 203 x 25</i>	10.6 <i>4.81</i>	0.92 <i>0.02</i>	\$735
	ML72WCB4	64 x 8 x 1 <i>1626 x 203 x 25</i>	11.8 <i>5.35</i>	1.02 <i>0.02</i>	\$752

Wire Management Cable Baskets

Model number indicates width of worksurface to be used with. Basket is 8" smaller than the top width. Black only. Includes spring steel mounting brackets, allowing basket to swing down from either side for easy access. Shipped easy to assemble in 1 carton.

	MLDD48DST	168 x 4 x 2 <i>4267 x 102 x 51</i>	8.4 <i>3.81</i>	3.75 <i>0.1</i>	\$289
	MLDD54DST	174 x 4 x 2 <i>4420 x 102 x 51</i>	8.5 <i>3.86</i>	3.75 <i>0.1</i>	\$295
	MLDD60DST	180 x 4 x 2 <i>4572 x 102 x 51</i>	8.7 <i>3.95</i>	3.75 <i>0.1</i>	\$302
	MLDD66DST	186 x 4 x 2 <i>4724 x 102 x 51</i>	8.9 <i>4.04</i>	3.75 <i>0.1</i>	\$308
	MLDD72DST	192 x 4 x 2 <i>4877 x 102 x 51</i>	9.1 <i>4.13</i>	3.75 <i>0.1</i>	\$315

Double Duplex Kit

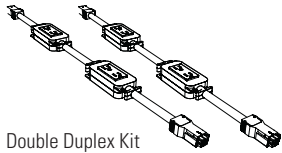


Single-Circuit 3-Prong Feed

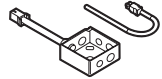
Double Duplex Kit w/Infeed for Freestanding Dual Sided Table Desk Kits

Each duplex kit includes jumper with two duplex outlets and infeed. Single circuit only, 15 amp service. Maximum of 12 duplex receptacles per infeed (24 outlets). Prior to use, confirm amperage required based on intended equipment use. Infeed to be hardwired by certified electrician. Use with freestanding dual sided table desks MLxxDST. Model number indicates width of dual sided table desk to be used with. Lay-in capability using wire cable management baskets. Shipped easy to assemble in 2 cartons.

BENCHING ACCESSORIES



Double Duplex Kit

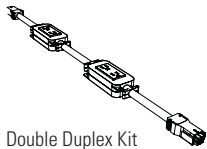


Single-Circuit 3-Prong Feed

Quad Duplex Kit w/Infeed for Quad Pack Dual Sided Table Desk Kits

MODEL #	DIMENSIONS ^{IN} <i>MM</i>	WEIGHT ^{LB} <i>KG</i>	VOLUME ^{FT³} <i>MT³</i>	LIST PRICE
	W x D x H			
MLDD48DSQ	216 x 4 x 2 <i>5486 x 102 x 51</i>	10.7 <i>4.85</i>	6 <i>0.16</i>	\$439
MLDD54DSQ	228 x 4 x 2 <i>5791 x 102 x 51</i>	10.9 <i>4.94</i>	6 <i>0.16</i>	\$452
MLDD60DSQ	240 x 4 x 2 <i>6096 x 102 x 51</i>	11.3 <i>5.13</i>	6 <i>0.16</i>	\$465
MLDD66DSQ	252 x 4 x 2 <i>6401 x 102 x 51</i>	11.7 <i>5.31</i>	6 <i>0.16</i>	\$478
MLDD72DSQ	264 x 4 x 2 <i>6706 x 102 x 51</i>	12.1 <i>5.49</i>	6 <i>0.16</i>	\$491

Each quad duplex kit includes two jumper with two duplex outlets and infeed. Single circuit only, 15 amp service. Maximum of 12 duplex receptacles per infeed (24 outlets). Prior to use, confirm amperage required based on intended equipment use. Infeed to be hardwired by certified electrician. Use with quad pack dual sided table desks MLxxDSQ. Model number indicates width of dual sided table desk to be used with. Lay-in capability using wire cable management baskets. Shipped easy to assemble in 3 cartons.



Double Duplex Kit

Extender Duplex Kit for Extender Dual Sided Table Desk Kits

MLDD48DSE	48 x 2 x 2 <i>1219 x 51 x 51</i>	2.3 <i>1.04</i>	2.25 <i>0.06</i>	\$151
MLDD54DSE	54 x 2 x 2 <i>1372 x 51 x 51</i>	2.4 <i>1.09</i>	1.5 <i>0.04</i>	\$157
MLDD60DSE	60 x 2 x 2 <i>1524 x 51 x 51</i>	2.6 <i>1.18</i>	2.25 <i>0.06</i>	\$163
MLDD66DSE	66 x 2 x 2 <i>1676 x 51 x 51</i>	2.8 <i>1.27</i>	1.5 <i>0.04</i>	\$170
MLDD72DSE	72 x 2 x 2 <i>1829 x 51 x 51</i>	3 <i>1.36</i>	2.25 <i>0.06</i>	\$176

Each extender duplex kit includes jumper with two duplex outlets. Single circuit only, 15 amp service. Maximum of 12 duplex receptacles per infeed (24 outlets). Prior to use, confirm amperage required based on intended equipment use. Use with quad duplex kits and extender dual sided table desks MLxxDSE. Model number indicates width of dual sided table desk to be used with. Lay-in capability using wire cable management baskets. Shipped easy to assemble in 1 carton.

Set of 2

MVLPPAB2	6 x 1.7 x 1 <i>152 x 43 x 25</i>	1 <i>0.45</i>	0.1 <i>0.03</i>	\$36
----------	-------------------------------------	------------------	--------------------	-------------

Set of 3

MVLPPAB3	6 x 1.7 x 1 <i>152 x 43 x 25</i>	1.3 <i>0.59</i>	0.1 <i>0.03</i>	\$53
----------	-------------------------------------	--------------------	--------------------	-------------

Set of 4

MVLPPAB4	6 x 1.7 x 1 <i>152 x 43 x 25</i>	1.8 <i>0.82</i>	0.1 <i>0.03</i>	\$71
----------	-------------------------------------	--------------------	--------------------	-------------



Privacy Screen Adapter Brackets

Use with undermount privacy screens to upmount privacy screens between dual sided table desks. For Ionic privacy panels, see pages 114-115. Number of adapter brackets required should correspond with the number of clamps included with privacy screen; varies by width.

**GENERAL INFORMATION**

- Lite-Lift II is ideal for applications that require a lightweight and easy to clean table. It is THE economical, durable, multi-purpose table.
- Meets applicable ANSI/BIFMA standards.
- Greenguard Certified.

CONSTRUCTION

- Lightweight.
- Polyethylene surface with UV protection.
- Shock-proof.
- Constructed to withstand heavy loads.
- Suitable for outdoor use.
- Solid welded joints, nuts and bolts.
- Powder coated 1.125" diameter steel legs. Textured Charcoal epoxy coated (TC).
- Perforated underside surface allows for non-warping.
- Individual polypropylene clip to hold the leg in position when folded. Solid and durable fastening device.

FINISHES

- Oyster Grey only.

FOLDING TABLES



Rectangular Folding Table



Round Folding Table

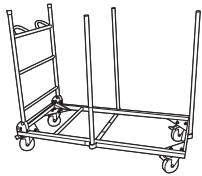
MODEL #	DIMENSIONS ^{IN} _{MM}	WEIGHT ^{LB} _{KG}	VOLUME ^{FT³} _{MT³}	LIST PRICE
MVLFRT48	48 x 24 x 29.25 <i>1219 x 610 x 743</i>	23 <i>10.43</i>	1.57 <i>0.04</i>	\$167
MVLFRT60	60 x 30 x 29.25 <i>1524 x 762 x 743</i>	30 <i>13.61</i>	2.43 <i>0.06</i>	\$222
MVLFRT72	72 x 30 x 29.25 <i>1829 x 762 x 743</i>	36 <i>16.33</i>	2.91 <i>0.08</i>	\$234
MVLFRT96	96 x 30 x 29.25 <i>2438 x 762 x 743</i>	50 <i>22.68</i>	3.87 <i>0.1</i>	\$360

Durable high impact polypropylene top. 1.125" diameter steel legs finished in a scuff-resistant, textured Charcoal epoxy coating. Lightweight, easy to clean and simple to fold and store. Easy lock leg brace for added stability. Shipped assembled in 1 carton.

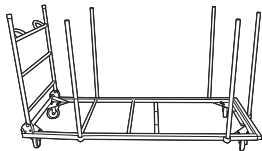
MVLFRT48D	48 x 48 x 29.25 <i>1219 x 1219 x 743</i>	31 <i>14.06</i>	3.26 <i>0.09</i>	\$268
MVLFRT60D	60 x 60 x 29.25 <i>1524 x 1524 x 743</i>	47 <i>21.32</i>	5.6 <i>0.15</i>	\$428

Durable high impact polypropylene top. 1.125" diameter steel legs finished in a scuff-resistant, textured Charcoal epoxy coating. Lightweight, easy to clean and simple to fold and store. Easy lock leg brace for added stability. Shipped assembled in 1 carton.

TABLE DOLLIES



Dolly for 48" Rectangular Folding Table



Dolly for 60", 72" and 96" Rectangular Folding Table



Dolly for 48" and 60" Round Folding Table

OTG11840	24.5 x 52 x 45.25 <i>622 x 1321 x 1149</i>	52.5 <i>23.81</i>	5.5 <i>0.15</i>	\$397
----------	---	----------------------	--------------------	--------------

Dolly for stacking and moving 48" Rectangular Folding Table (MLFRT48). 1.125" steel tubing. Textured Charcoal epoxy coating. Tables lay horizontally on dolly. Maximum capacity is 20 tables.

OTG11841	30.25 x 75.75 x 45.25 <i>768 x 1924 x 1149</i>	76 <i>34.47</i>	9.25 <i>0.26</i>	\$563
----------	---	--------------------	---------------------	--------------

Dolly for stacking and moving 60", 72" and 96" Rectangular Folding Tables (MLFRT60, MLFRT72 and MLFRT96). 1.125" steel tubing. Textured Charcoal epoxy coating. Tables lay horizontally on dolly.
MLFRT60 - Maximum capacity is 20 tables.
MLFRT72 - Maximum capacity is 20 tables.
MLFRT96 - Maximum capacity is 18 tables.

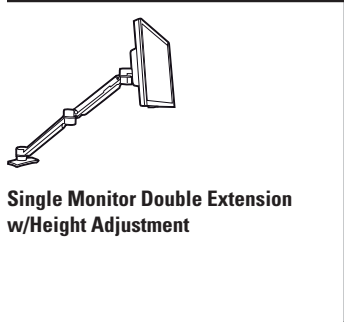
OTG11842	32.75 x 52 x 40.25 <i>832 x 1321 x 1022</i>	76 <i>34.47</i>	5.5 <i>0.15</i>	\$485
----------	--	--------------------	--------------------	--------------

Dolly for stacking and moving 48" and 60" Round Folding Tables (MVLFRT48D and MVLFRT60D). 1.125" steel tubing. Textured Charcoal epoxy coating. Tables stand vertically on dolly.
MVLFRT48D - Maximum capacity is 15 tables.
MVLFRT60D - Maximum capacity is 12 tables.

MVL monitor arms
MVL keyboard supports
Accessories
Power and data

Accessories

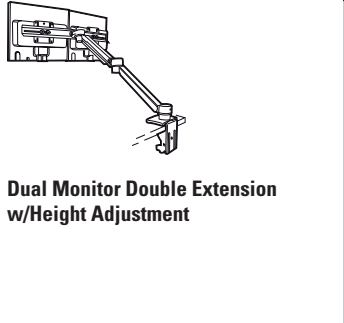
MONITOR ARMS



Single Monitor Double Extension w/Height Adjustment

MODEL #	DIMENSIONS ^{IN} _{MM}	WEIGHT ^{LB} _{KG}	VOLUME ^{FT³} _{MT³}	LIST PRICE
MVL1SDEH	4.75 x 4.23-26 x 19.5 121 x 107-660 x 495	8 3.63	0.72 0.02	\$295

Single monitor arm provides 26" of reach with 13" of usable height adjustment. Quick connect option for mounting monitor with standard VESA standards. Pole-less arm monitor provides a clean design and folds into a 4 3/8" area for more desk space. Enclosed cable manager. 360° swivel. Can accommodate monitors up to 14 lbs. Attach to any standard 1" to 1.5" thick surface with flush edge by a desk clamp or through a grommet. Available in **Silver** only.

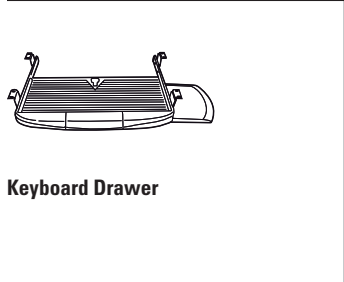


Dual Monitor Double Extension w/Height Adjustment

MVL2SDEH	22 x 5.95-26 x 17.5 559 x 151-660 x 445	9.4 4.26	1.57 0.04	\$406
----------	--	-------------	--------------	--------------

Dual monitor arm provides 26" of reach with 13" of usable height adjustment. Quick connect option for mounting monitor with standard VESA standards. Counterbalanced spring technology allows for 2 to 20 lbs. load (max 10 lbs. per screen). Dual cross bar holds monitors up to 22" in horizontal width each. Enclosed cable manager. Tool-less clamp installation makes assembly quick and easy. Attach to any standard 1" to 1.5" thick surface with flush edge by a desk clamp or through a grommet. Available in **Silver** only.

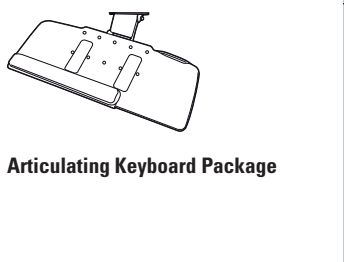
KEYBOARD SUPPORTS



Keyboard Drawer

MVLKBT	20.6 x 12.5 x 4 523 x 318 x 102	4.78 2.17	0.42 0.01	\$133
--------	------------------------------------	--------------	--------------	--------------

Mounts on two low friction ball bearing slides for storage below workstation. Pull-out mouse tray (mountable left or right). Palm rest/pen compartment. Keyboard platform accommodates standard and ergonomic shaped keyboards. **Requires 17" of depth clearance** under the surface for installation.



Articulating Keyboard Package

MVLKP01	27.5 x 11.5 x 1 699 x 292 x 25	13.6 6.17	0.93 0.02	\$282
---------	-----------------------------------	--------------	--------------	--------------

Package includes articulating arm and 27" HDPE tray. Arm has a soft touch knob for simultaneous height and tilt adjustment. Low profile design with 360° swivel. HDPE tray has a removable palm rest and includes a mouse fence with cable manager. Tray comes with anti-slip strips. **Requires 18" of depth clearance** under the surface for installation.



Desktop Sit-Stand Workstation

MVL5230B0	29.2 x 23.2 x 6.2 899 x 589 x 157	47 21.32	4.8 0.13	\$881
-----------	--------------------------------------	-------------	-------------	--------------

Easily fits onto a 24" or deeper worksurface. Supports up to 35 lbs. Keyboard surface tilts from -10°/+10°. Infinite pneumatic height adjustment. Primary surface can be extended 20" above the desk. Black frame and surface. Comes with grommet for cord management. No tools required for installation.

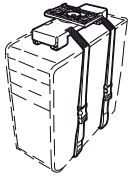


Corner Desktop Sit-Stand Workstation

MVL5230B5	42 x 38 x 6.2 1067 x 965 x 157	55 24.95	9.3 0.26	\$1156
-----------	-----------------------------------	-------------	-------------	---------------

Easily fits onto a 24" or deeper corner worksurface. Supports up to 35 lbs. Keyboard surface tilts from -10°/+10°. Infinite pneumatic height adjustment. Primary surface can be extended 20" above the desk. Black frame and surface. Comes with grommet for cord management. No tools required for installation.

ACCESSORIES **MODEL #** **DIMENSIONS** ^{IN} / ^{MM} **WEIGHT** ^{LB} / ^{KG} **VOLUME** ^{FT³} / ^{MT³} **LIST PRICE**



CPU Holder Dual Strap

	W x D x H			
MVLCPU	4 x 11 x 1.5	4	0.39	\$126
	102 x 279 x 38	1.81	0.01	

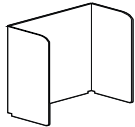
CPU slides on a 17" track and swivels to allow full accessibility and easy storage. Straps adjust and fasten with buckles for simple installation. Accommodates CPU's weighing up to 30 lbs. and measuring 64" in perimeter. **Requires 17" of depth clearance** under the surface for installation.



Four-Position Footrest

MVLFR	15.7 x 13.7 x 5.1	3.7	0.52	\$108
	399 x 348 x 130	1.68	0.01	

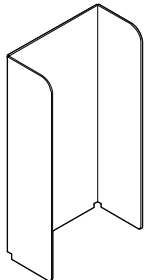
Folding support legs provide tilt angles of 6°, 12°, 16° and 25°. Anti-fatigue rubber surface. Platform surface of 15.7" x 10". Available in Black with Grey accents.



Desktop Short Partition

MLDTP3224	31.5 x 15.5 x 23.5	7	0.5	\$225
	800 x 394 x 597	3.18	0.01	

Lightweight freestanding desktop partition. Move wherever you need to provide a focus space. 9mm thick PET Felt, no hardware connections. Folds flat for storage when not in use. Ships in two pieces with a puzzle-like joint. Easy to assemble.



Floor Standing Tall Partition

MLFSP3260	31.5 x 15.5 x 60	13	1.2	\$675
	800 x 394 x 1524	5.9	0.03	

Lightweight freestanding floor partition. Move wherever you need to provide a focus space. 9mm thick PET Felt, no hardware connections. Folds flat for storage when not in use. Ships in two pieces with a puzzle-like joint. Easy to assemble.


POWER / DATA



Power/Data Block

MVLPDM	6.5 x 3.5 x 2.8	2	0.1	\$228
	165 x 89 x 71	0.91	-	

Worksurface power and data module. Two power receptacles and two data receptacles. 9' cord. Worksurface cut-out must be done on-site by installer to accept MVLPDM. Template for cut-out provided. Available in **Black** only.



Mini Power Block

MVCOVSM2B	2.25 x 3.75 x 3.12	2.35	0.5	\$267
MVCOVSM2S	2.25 x 3.75 x 3.12	2.35	0.5	\$267

Designed to retrofit into an existing grommet cut-out to bring power to the desktop. Fits in 3.27" x 1.9" cut-out (FOG, POG) and mounts to 0.5" to 2" thick surface. Includes two 12A, 120 VAC spill resistant power receptacles. 9' power cord with 90° flat plug with 45° rotation. ETL listed. Available in Black (**B**) or Silver (**S**) as indicated by last character of model number.

POWER DATA MODEL # DIMENSIONS WEIGHT VOLUME LIST PRICE



Mini Power/USB Block

	W x D x H			
MVCOVS1UB	2.25 x 3.75 x 3.12	2.35	0.5	\$420
MVCOVS1US	2.25 x 3.75 x 3.12	2.35	0.5	\$420

Designed to retrofit into an existing grommet cut-out to bring power to the desktop. Fits in 3.27" x 1.9" cut-out (FOG, POG) and mounts to 0.5" to 2" thick surface. Includes one 12A, 120 VAC spill resistant power receptacle and two 2.1A (11W) USB charging ports. 9' power cord with 90° flat plug with 45° rotation. ETL listed. Available in Black (**B**) or Silver (**S**) as indicated by last character of model number.



Surface Mounted Power Module

MVLDK1000	4.13 x 2.16 x 2.28	2.5	1.7	\$200
	<i>105 x 55 x 58</i>	<i>1.13</i>	-	

Above surface or below surface mounted module with one power outlet and two 2.1 amp USB ports. Includes 10' power cord. Available in **Black** only.

MVL1900 lateral files

MVL25 vertical files

MVLPED pedestals

MVLSTOR storage cabinets

Filing



GENERAL INFORMATION

- Commercial quality lateral files.
- Keylock included with removable core.
- Lock bars on both sides of cabinet for increased security.
- Standard with counterweights.
- Leveling glides included.
- All drawer fronts feature a recessed angled full pull.
- 5 high lateral file - top opening has a receding door and roll-out shelf, four lower drawers have fixed fronts.
- Side-to-side hanging file bars are included and installed.
- Files bars can be positioned for letter/legal materials filing.
- All drawers feature ball bearing suspension.
- Coated with environmentally friendly, recyclable paint, electrostatically applied for a durable finish.
- Meets applicable ANSI/BIFMA standards.
- Canadian made with a Lifetime Warranty.
- Greenguard Certified.

CONSTRUCTION

- Fully welded seamless corners with internal steel corner gussets increase strength and rigidity.
- Key locks are random and cannot be specified.
- Positive interlocking system allows only one drawer to open at a time.
- Full extension ball bearing suspensions with a built-in feature to prevent drawer bounce back.
- Four adjustable leveling glides are easily accessible from inside or outside of the cabinet for quick and proper installation.
- Counterweights are included in 1 1/2, 2, 3 and 4 high cabinets. 5 high cabinet is counterbalanced and does not need additional counterweights.
- Inside clearance of 12" openings is 11 1/4" high.

FINISHES

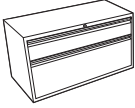
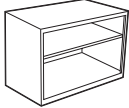



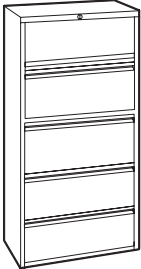
- MVL1900 lateral files are available in Black (BLK), Designer White (DWT), Grey (GRY) and Nevada (NEV) finishes.
- Available in all other Global standard colors at no upcharge, minimum order of 10 pieces (visit officestogo.com to see Global colors.) 3-week lead time.

ACCESSORIES

- Lateral file laminate top
- Low storage cushions for 1 1/2" high units
- Mobile lateral kit
- Front-to-back file bars
- Side-to-side file bars
- Plate dividers
- Extra keys

SHIPPING

- MVL1900 lateral files are shipped fully assembled.

LATERAL FILES	MODEL #	DIMENSIONS ^{IN} _{MM}	WEIGHT ^{LB} _{KG}	VOLUME ^{FT³} _{MT³}	LIST PRICE
 <p>1 1/2 Drawer High Lateral Cabinet</p>	M1930PXB	30 x 19.25 x 21.25 <i>762 x 489 x 540</i>	117 <i>53.07</i>	9.5 <i>0.26</i>	\$585
	M1936PXB	36 x 19.25 x 21.25 <i>914 x 489 x 540</i>	127 <i>57.61</i>	11.25 <i>0.31</i>	\$609
<p>One 6" high fixed front drawer, one 12" high fixed front drawer. Inside drawer clearance: 5 1/8" high and 11 1/4" high respectively. Recessed angled full pulls. Side-to-side file bars, counterweights, levelers and lock included. Shipped assembled in 1 carton.</p>					
 <p>1 1/2 Open Shelf</p>	M19301XSN	30 x 19.25 x 21.25 <i>762 x 489 x 540</i>	50 <i>22.68</i>	9.5 <i>0.26</i>	\$392
	M19361XSN	36 x 19.25 x 21.25 <i>914 x 489 x 540</i>	56 <i>25.4</i>	11.25 <i>0.31</i>	\$421
<p>21 1/4" high open shelf, 18" high inside clearance with one 2-position adjustable shelf. Levelers included. Shipped assembled in 1 carton.</p>					
 <p>2 Drawer High Lateral Cabinet</p>	MVL1936P2	36 x 19.25 x 27.31 <i>914 x 489 x 694</i>	124 <i>56.25</i>	14.6 <i>0.41</i>	\$639
	<p>36" wide. Two 12" opening fixed front drawers. Recessed angled full pulls. Side-to-side file bars, counterweights and lock included. Shipped assembled in 1 carton.</p>				
 <p>3 Drawer High Lateral Cabinet</p>	MVL1936P3	36 x 19.25 x 39.06 <i>914 x 489 x 992</i>	149 <i>67.59</i>	15.67 <i>0.44</i>	\$885
	<p>36" wide. Three 12" opening fixed front drawers. Recessed angled full pulls. Side-to-side file bars, counterweights and lock included. Shipped assembled in 1 carton.</p>				
 <p>4 Drawer High Lateral Cabinet</p>	MVL1936P4	36 x 19.25 x 52.06 <i>914 x 489 x 1322</i>	179 <i>81.19</i>	20.88 <i>0.59</i>	\$1099
	<p>36" wide. Four 12" opening fixed front drawers. Recessed angled full pulls. Side-to-side file bars, counterweights and lock included. Shipped assembled in 1 carton.</p>				
 <p>5 Drawer High Lateral Cabinet</p>	MVL1936P5	36 x 19.25 x 66.56 <i>914 x 489 x 1691</i>	204 <i>92.53</i>	33.4 <i>0.94</i>	\$1454
	<p>36" wide. Top opening has a 12" receding door and roll-out shelf. Four lower openings have 12" opening fixed front drawers. Recessed angled full pulls. Side-to-side file bars, counterweights and lock included. Shipped assembled in 1 carton.</p>				

LATERAL FILES **MODEL #** **DIMENSIONS** ^{IN}/_{MM} **WEIGHT** ^{LB}/_{KG} **VOLUME** ^{FT³}/_{MT³} **LIST PRICE**

W x D x H

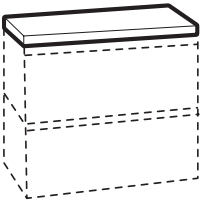


Mobile 2 High Lateral File

MVL1936M2	36 x 19.25 x 30 914 x 489 x 762	130 58.97	14.77 0.41	\$808
-----------	------------------------------------	--------------	---------------	--------------

36" wide. Consists of MVL1936P2 (Two Drawer High Lateral File) plus MVLMLK (Mobile Lateral Kit). Shipped assembled in 2 cartons.

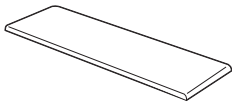
MVL1900 ACCESSORIES



Top For 19.25"D Storage Unit

ML7219LT	72 x 19.25 x 1 1829 x 489 x 25	33 14.97	1.81 0.05	\$151
ML6619LT	66 x 19.25 x 1 1676 x 489 x 25	30 13.61	1.67 0.04	\$146
ML6019LT	60 x 19.25 x 1 1524 x 489 x 25	28 12.7	1.53 0.04	\$142
ML3619LT	36 x 19.25 x 1 914 x 489 x 25	17 7.71	0.97 0.02	\$98
ML3019LT	30 x 19.25 x 1 762 x 489 x 25	14 6.35	0.83 0.02	\$92

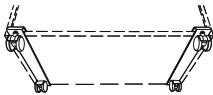
Can be used to create a credenza. Single top for pair of 19.25"D storage units without tops. Available in all Ionic finishes (see page 142). Shipped in 1 carton.
72" for two 36"W units
66" for one 30"W and one 36"W units
60" for two 30"W tops
ML3619LT and ML3019LT for use with single 19.25"D low storage units.



Low Storage Cushions

MVL1930C	30 x 19.25 x 2 762 x 489 x 51	11 4.99	1.3 0.03	\$167
MVL1936C	36 x 19.25 x 2 914 x 489 x 51	13 5.9	2.6 0.07	\$191
MVL1960C	60 x 19.25 x 2 1524 x 489 x 51	20 9.07	2.6 0.07	\$308
MVL1966C	66 x 19.25 x 2 1676 x 489 x 51	16 7.26	5.2 0.14	\$332
MVL1972C	72 x 19.25 x 2 1829 x 489 x 51	22 9.98	2.4 0.06	\$356

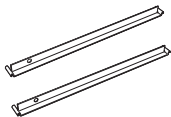
Cushions for 19.25"D low storage lateral files (M1930PXB, M1936PXB, M19301XSN and M19361XSN). Storage must have a finished laminate top to accept the cushion. Waterfall front and back edge, attaches with Velcro strips (supplied). Can be upholstered in all OTG seating fabrics (see page 141). Shipped assembled in 1 carton.



Mobile Lateral Kit

MVLMLK	20.9 x 2.5 x 3.9 531 x 64 x 99	6 2.72	0.17 4.31	\$169
--------	-----------------------------------	-----------	--------------	--------------

Use kit to convert MVL1936P2 (Two Drawer High Lateral File) to a mobile two high lateral file. Kit includes support rails and four casters. Shipped assembled in 1 carton.

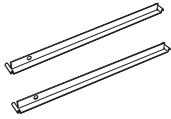


Front-to-Back File Bars

MVLFBB	12.5 x 1 x 1 318 x 25 x 25	1 0.45	0.8 0.02	\$19
--------	-------------------------------	-----------	-------------	-------------

Must be used in conjunction with MVLHFB36 (Side-to-Side File Bars). One pair. Shipped in 1 carton.

MVL1900 ACCESSORIES MODEL # DIMENSIONS ^{IN}/_{MM} WEIGHT ^{LB}/_{KG} VOLUME ^{FT³}/_{MT³} LIST PRICE



Side-to-Side File Bars

	W x D x H			
MVLHFB36	33.25 x 0.4 x 1.25	4	0.5	\$35
	845 x 10 x 32	1.81	0.01	

Hanging file bars. One pair. Shipped in 1 carton.

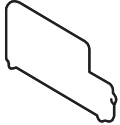


Plate Dividers

MVLPD	13.25 x 0.01 x 7	4	0.5	\$35
	337 x 0.25 x 178	1.81	0.01	

Three per package. **EFC** (environmentally friendly color - similar to Charcoal Grey due to the use of recycled powder). Shipped in 1 carton.



Extra Key

MVLEK	-	0.1	0.1	\$12
	-	0.05	-	

Please specify key number at time of order. Key range W401-W550. Shipped in 1 carton.



MVL25201



MVL25251



MVL25401



MVL25451

GENERAL INFORMATION

- Commercial quality vertical files.
- To be used in freestanding applications, not intended to support worksurfaces.
- Keylock included with removable core.
- All drawer fronts feature a recessed angled full pull.
- Models are available in letter and legal widths.
- All drawers feature ball bearing suspension.
- Case rests directly on floor, leveling glides are not included.
- Coated with environmentally friendly, recyclable paint, electrostatically applied for a durable finish.
- Meets applicable ANSI/BIFMA standards.
- Canadian made with a Lifetime Warranty.
- Greenguard Certified.

CONSTRUCTION

- Welded one-piece top.
- High side walls accommodate hanging file folders.
- Locks are standard and have removable cores.
- Key locks are random and cannot be specified.
- Drawers are 25"D.

FINISHES



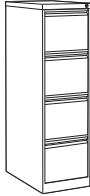
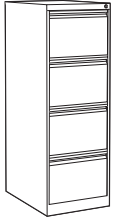
- MVL25 vertical files are available in Black (BLK), Designer White (DWT), Grey (GRY) and Nevada (NEV) finishes.
- Available in all other Global standard colors at no upcharge, minimum order of 10 pieces (visit officestogo.com to see Global colors.) 3-week lead time.

ACCESSORIES

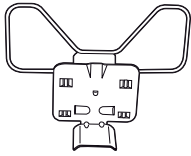

- Follower block (to prevent file folders from sliding to the back of the drawer)
- Extra keys

SHIPPING

- MVL25 vertical files are shipped fully assembled.

VERTICAL FILES	MODEL #	DIMENSIONS ^{IN} _{MM}	WEIGHT ^{LB} _{KG}	VOLUME ^{FT³} _{MT³}	LIST PRICE
 <p>2 Drawer Vertical File</p>	MVL25201	15.15 x 25 x 29	62	9	\$305
		385 x 635 x 737	28.12	0.25	
<p>Letter width. Two 25"D drawers. Ball bearing suspension. Recessed angled full pulls. Lock included. Shipped assembled in 1 carton.</p>					
 <p>2 Drawer Vertical File</p>	MVL25251	18.15 x 25 x 29	67	11	\$321
		461 x 635 x 737	30.39	0.31	
<p>Legal width. Two 25"D drawers. Ball bearing suspension. Recessed angled full pulls. Lock included. Shipped assembled in 1 carton.</p>					
 <p>4 Drawer Vertical File</p>	MVL25401	15.15 x 25 x 52	112	16	\$470
		385 x 635 x 1321	50.8	0.45	
<p>Letter width. Four 25"D drawers. Ball bearing suspension. Recessed angled full pulls. Lock included. Shipped assembled in 1 carton.</p>					
 <p>4 Drawer Vertical File</p>	MVL25451	18.15 x 25 x 52	122	18	\$516
		461 x 635 x 1321	55.34	0.5	
<p>Legal width. Four 25"D drawers. Ball bearing suspension. Recessed angled full pulls. Lock included. Shipped assembled in 1 carton.</p>					

MVL25 ACCESSORIES

 <p>Follower Block</p>	MVLFB	10 x 5 x 9	1.34	0.17	\$19
		254 x 127 x 229	0.61	-	
<p>Shipped assembled in 1 carton.</p>					
 <p>Extra Key</p>	MVLEK	-	0.1	0.1	\$12
		-	0.05	-	
<p>Please specify key number at time of order. Key range W401-W550. Shipped in 1 carton.</p>					



MVLW23FF

MVLW23BBF

MVL19BF

MVLM23FF

MVLM23BBF

GENERAL INFORMATION

- Commercial quality pedestals.
- To be used under a worksurface. May be used in a worksurface supporting application.
- Keylock included with removable core.
- All drawer fronts feature a recessed angled full pull.
- Leveling glides included except on mobile units.
- Box/box/file and file/file models are available.
- Box/box/file and box/file configurations come with one pencil tray.
- Side-to-side hanging file bars are included in file drawers.
- All drawers feature ball bearing suspension.
- Pedestals are 23"D, 27 5/8"H and 15"W.
- Coated with environmentally friendly, recyclable paint, electrostatically applied for a durable finish.
- Meets applicable ANSI/BIFMA standards.
- Canadian made with a Lifetime Warranty.
- Greenguard Certified.

CONSTRUCTION

- Wrap around corners.
- High side walls to accommodate hanging file folders.
- Locks are standard and have removable cores.
- Key locks are random and cannot be specified.
- Four adjustable leveling glides are easily accessible from inside or outside of the pedestal for quick and proper installation.

FINISHES

- MVLPED pedestals are available in Black (BLK), Designer White (DWT), Grey (GRY) and Nevada (NEV) finishes.
- Available in all other Global standard colors at no upcharge, minimum order of 10 pieces (visit officestogo.com to see Global colors.) 3-week lead time.

SHIPPING

- MVLPED pedestals are shipped fully assembled.


PEDESTALS



Box/Box/File Pedestal

MODEL #	DIMENSIONS ^{IN} _{MM}	WEIGHT ^{LB} _{KG}	VOLUME ^{FT³} _{MT³}	LIST PRICE
MVLW23BBF	15 x 23 x 27.62	84	7	\$339
	381 x 584 x 702	38.1	0.19	

23" deep. Two box drawers and one file drawer. Suitable for under worksurface use in both surface supporting and non-weight bearing applications. Recessed angled full pulls. Leveling glides. Ball bearing suspension. Includes pencil tray. Lock mounted on right-hand side. Shipped assembled in 1 carton.



File/File Pedestal

MVLW23FF	15 x 23 x 27.62	84	7	\$329
	381 x 584 x 702	38.1	0.19	

23" deep. Two file drawers. Suitable for under worksurface use in both surface supporting and non-weight bearing applications. Recessed angled full pulls. Leveling glides. Ball bearing suspension. Lock mounted on right-hand side. Shipped assembled in 1 carton.

MOBILE PEDESTALS



Box/File Mobile Pedestal

MVL19BF	15 x 18.5 x 23.13	54	4.5	\$410
	381 x 470 x 588	24.49	0.12	

19" deep. One box drawer and one file drawer. Recessed angled full pulls. Four hooded casters included. Ball bearing drawer suspension. Includes pencil tray and one set of side-to-side file bars. Counterweight included. Lock mounted on right-hand side. Cushion sold separately, see MVL19C (below). Shipped assembled in 1 carton.



Cushion for Box/File Mobile Pedestal

MVL19C	15 x 18.5 x 2.5	5	1.1	\$92
	381 x 470 x 64	2.27	0.03	

Cushion for **MVL19BF** (above). Attaches to mobile pedestal with Velcro strips (supplied). Can be upholstered in all OTG seating fabrics including Luxhide finishes in polyurethane (PU) mock leather (see page 141). Shipped in 1 carton.



Box/File Mobile Pedestal

MVL23BF	15 x 22.5 x 23.13	58	5.4	\$426
	381 x 572 x 588	26.31	0.15	

23" deep. One box drawer and one file drawer. Recessed angled full pulls. Four hooded casters included. Ball bearing drawer suspension. Includes pencil tray and one set of side-to-side file bars. Counterweight included. Lock mounted on right-hand side. Cushion sold separately, see MVL23C (below). Shipped assembled in 1 carton.



Cushion for Box/File Mobile Pedestal

MVL23C	15 x 22.5 x 2.5	6	1.1	\$114
	381 x 572 x 64	2.72	0.03	

Cushion for **MVL23BF** (above). Attaches to mobile pedestal with Velcro strips (supplied). Can be upholstered in all OTG seating fabrics including Luxhide finishes in polyurethane (PU) mock leather (see page 141). Shipped in 1 carton.

MOBILE PEDESTALS **MODEL #** **DIMENSIONS** ^{IN}/_{MM} **WEIGHT** ^{LB}/_{KG} **VOLUME** ^{FT³}/_{MT³} **LIST PRICE**



Box/Box/File Mobile Pedestal

	W x D x H			
MVLM23BBF	15 x 22.62 x 27.87	75	5.5	\$427
	381 x 575 x 708	34.02	0.15	

23" deep. Two box drawers and one file drawer. Recessed angled full pulls. Includes one pencil tray. Lock mounted on the right-hand side. Counterweight included. Shipped assembled in 1 carton.



File/File Mobile Pedestal

MVLM23FF	15 x 22.62 x 27.87	72	5.5	\$417
	381 x 575 x 708	32.66	0.15	

23" deep. Two file drawers. Recessed angled full pulls. Lock mounted on the right-hand side. Counterweight included. Shipped assembled in 1 carton.



MVLS42L



MVLS72L

GENERAL INFORMATION

- Commercial quality storage cabinets.
- All doors feature a recessed angled vertical full pull.
- 42”H cabinet comes with two shelves (one fixed and one adjustable).
- 72”H cabinet comes with four shelves (one fixed and three adjustable).
- Bottom pan can also be used as a shelf.
- Leveling glides included.
- Coated with environmentally friendly, recyclable paint, electrostatically applied for a durable finish.
- Meets applicable ANSI/BIFMA standards.
- Canadian made with a Lifetime Warranty.
- Greenguard Certified.

CONSTRUCTION

- Welded one-piece top.
- Locks are standard and have removable cores.
- Key locks are random and cannot be specified.
- Four adjustable leveling glides are easily accessible from inside or outside of the cabinet for ease of adjustment.
- Cabinets are 18”D.

FINISHES

- MVLSTOR storage cabinets are readily available in Black (BLK), Designer White (DWT), Grey (GRY) and Nevada (NEV) finishes.
- Available in all other Global standard colors at no upcharge, minimum order of 10 pieces (visit officestogo.com to see Global colors.) 3-week lead time.

ACCESSORIES

- Additional shelf for storage cabinet.

SHIPPING

- MVLSTOR storage cabinets are shipped fully assembled.

STORAGE CABINETS



Recessed Angled Full Pull Cabinet

MODEL #	DIMENSIONS ^{IN} _{MM}	WEIGHT ^{LB} _{KG}	VOLUME ^{FT³} _{MT³}	LIST PRICE
MVLS42L	36 x 18 x 42	100	20	\$420
	914 x 457 x 1067	45.36	0.56	

42" high. One fixed shelf and one adjustable shelf. Bottom pan can also be used as a shelf. Two door hinged storage cabinet. Recessed angled vertical full pulls. Lock and leveling glides included. Shipped assembled in 1 carton.



Recessed Angled Full Pull Cabinet

MVLS72L	36 x 18 x 72	135	36	\$569
	914 x 457 x 1829	61.23	1.01	

72" high. One fixed shelf and three adjustable shelves. Bottom pan can also be used as a shelf. Two door hinged storage cabinet. Recessed angled vertical full pulls. Lock and leveling glides included. Shipped assembled in 1 carton.

ADDITIONAL SHELF



Additional Shelf for Storage Cabinet

MVLFWS	36 x 18 x 0.75	7	0.4	\$66
	914 x 457 x 19	3.18	0.01	

Extra shelf for storage cabinets. Available in finishes to match cabinet. Shipped in 1 carton.

Textiles & Finishes

Care and Cleaning

Textiles

Fabrics: To extend the life of your seating upholstered in fabric, regularly dust the chair to prevent airborne particles from penetrating the fabric surface.

For light soiling, use a damp cloth and blot the spot with very light pressure, taking care never to soak the fabric. Dry with a clean cloth by blotting - never rub fabric. More intense stains can be treated the same way, but with a mild detergent. Always test fabric first in an unseen area before using any cleaning method.

Luxhide bonded leather: For regular cleaning, simply use a soft damp cloth, taking care not to soak the leather. For more thorough treatment, soak a soft cloth in a mild soap solution and wipe surface in a light circular motion. Repeat with clean water. Allow to dry and polish with a soft dry cloth. Do not use detergents, aerosol sprays or other polishes.

Hard Surfaces

Laminate & painted metal finishes: Wipe the surface with a clean soft damp cloth; if needed, a mild soap solution (i.e. Ivory dishwashing liquid) can be used. To prevent streaks, dry the surface with a clean dry soft cloth moving in a circular motion.

-
- **Water-based cleaner (W):** Spot clean, using the foam only from a water-based cleaning agent, such as a mild detergent or non-solvent upholstery shampoo product. Apply foam with a soft brush in a circular motion. Vacuum when dry. Pretest small area before proceeding.
 - **Solvent cleaner (S):** Spot clean, using a mild water-free solvent or dry cleaning product. Clean only in a well-ventilated room and avoid any product containing carbon tetrachloride or other toxic materials. Pretest a small area before proceeding.
 - **Water/solvent cleaner (WS):** Spot clean with a mild solvent, an upholstery shampoo, or the foam from a mild detergent. When using a solvent or dry cleaning product, follow instructions carefully and clean only in a well-ventilated room. Avoid any product that contains carbon tetrachloride or other toxic materials. With either method, pretest a small area before proceeding.
 - **Vacuum only (X):** Clean this fabric only by vacuuming or light brushing to prevent accumulation of dust and grime. Water-based foam cleaning agents of any kind may cause excessive shrinking, staining, or distortion of the surface pile and therefore, should not be used.
 - These recommendations and codes were developed by fabric specialists. However, because of the various ways fabric can be stained or damaged, there is no guarantee that the results will be completely successful. Use suggested methods on your own responsibility. To help prevent overall soil, frequent vacuuming or light brushing to remove dust and grime is recommended. Use professional furniture cleaning service when overall soiled condition has been reached.

SEATING UPHOLSTERY

BANTAM

Apple (BM21)	Cosmic (BM25)	Dove (BM23)	Firelight (BM26)	Ghost (BM22)	Ginger (BM27)
Iron (BM24)	Rabbit (BM20)	Tropical (BM28)			

CARRERA

Aspen (CE88)	Azure (CE91)	Charcoal (CE98)	Chili (CE92)	Dune (CE89)	Flannel (CE90)
Ink (CE95)	Java (CE97)	Jute (CE93)	Rainforest (CE87)	Sangria (CE96)	Savannah (CE85)
Slate (CE86)	Zest (CE84)				

FUSION

Aqua (FU75)	Cadet (FU79)	Carbon (FU85)	Cobalt (FU83)	Flax (FU84)	Fresh (FU72)
Granite (FU77)	Graphite (FU81)	Moss (FU73)	Oasis (FU80)	Poppy (FU78)	Sandstone (FU76)
Tangerine (FU71)	Tomato (FU74)	Viola (FU82)			

HUDSON

Carbon (HD11)	Cerulean (HD14)	Coffee (HD07)	Cordovan (HD02)	Grey (HD08)	Meadow (HD06)
Midnight (HD12)	Mocha (HD09)	Ocean (HD13)	Orange (HD04)	Ruby (HD03)	Thyme (HD10)
Wheat (HD05)					

ILLUSION

Cappuccino (II01)	Cayenne (II06)	Currant (II10)	Dusk (II08)	Ebony (II13)	Fiji (II11)
Hemp (II05)	Maui (II07)	Ozone (II12)	Paprika (II02)	Smoke (II09)	Tropic (II03)
Wicker (II04)					

JENNY

Admiral (JN08)	Berry (JN31)	Cascade (JN28)	Charcoal (JN11)	Ebony (JN02)	Green Grass (JN32)
Harvest (JN29)	Melon (JN30)	Midnite (JN01)	Oatmeal (JN26)	Roast (JN33)	Silver Lining (JN25)
Slate (JN03)	Sunflower (JN27)	Vermillion (JN07)			

LUXHIDE BONDED LEATHER

Black (PU30/BL20)	Blueberry (PU46/BL33)	Burgundy (PU36/BL26)	Charcoal (PU37/BL27)	Dark Brown (PU34/BL24)	Doe (PU39/BL29)
Espresso (PU31/BL44)	Hopfen (PU42/BL31)	Hunter Green (PU44/BL32)	Parchment (PU32/BL22)	Saddle (PU33/BL23)	White (PU38/BL28)

Luxhide is made up of leather, polyurethane and a poly-cotton weave. This durable covering has the look and feel of top grain leather. Luxhide Offices to Go chairs are upholstered using bonded leather on the seating surfaces. Matching synthetic leather may be used on the back and trim.

MESH FABRIC - ARCHER

Black (MT70)	Blackberry (MT74)	Chestnut (MT75)	Navy (MT72)	Red (MT71)	Toffee (MT73)
--------------	-------------------	-----------------	-------------	------------	---------------

MESH FABRIC - AVRO AND IBEX

Black (MS69) - Avro, Ibex	Natural (MS74) - Avro	Stone (MS71) - Avro
---------------------------	-----------------------	---------------------

QUILT

Black (QL10)	Cadet (QL23)	Charcoal Grey (QL11)	Cocoa (QL29)	Daisy (QL25)	Dune (QL21)
Feather (QL20)	Geranium (QL24)	Meadow (QL22)	Navy (QL14)	Punch (QL27)	Quest (QL26)
Silver (QL19)	Tangerine (QL28)	Wine (QL16)			

TERRACE

Apple (TC66)	Bluebell (TC65)	Cerise (TC68)	Cherry Blossom (TC64)	Cobble (TC63)	Echo (TC74)
Flirt (TC73)	Glacier (TC75)	Haze (TC67)	Ironwork (TC71)	Pine Cone (TC72)	Shadow (TC62)
Tigerlily (TC61)	Twilight (TC69)	Wintergreen (TC70)			

URBAN

Beach Day (UR15)	Black Coal (UR22)	Blue Bayou (UR12)	Boardwalk (UR16)	Brown Bridge (UR18)	Earth (UR17)
Gravel Road (UR21)	Granite Rock (UR20)	Green Glass (UR13)	Ocean Blue (UR11)	Red Rose (UR10)	Sandcastle (UR14)
White Sand (UR19)					

WATERFALL

Dance (WA54)	Grand (WA50)	Imagine (WA44)	Magestic (WA52)	Pacific (WA53)	Prism (WA48)
Rainforest (WA46)	Rumble (WA47)	Rushing (WA51)	Sky (WA45)	Splash (WA42)	Trance (WA40)
Tranquility (WA49)	Tryst (WA41)	Victoria (WA43)			

WAVELENGTH

Bluejay (WV14)	Cancun (WV09)	Corfu (WV13)	Flame (WV04)	Lime (WV01)	Mesa (WV07)
Mint (WV02)	Moonrock (WV11)	Mykonos (WV05)	Panther (WV15)	Plasma (WV08)	Quartz (WV10)
Rubine (WV12)	Savannah (WV06)	Stone (WV03)			

ALTERNATIVE TEXTILE OPTIONS

Graded-in and GPM textiles are available on Avro, Ibex, M-Task, Ultra and Vanier series models with a minimum of 10 units purchased.

Graded-in and GPM textiles are available on all Offices to Go lounge series. The minimum order quantity does not apply to lounge series that can be upholstered in alternative textile options.

Contact Customer Service for further details.

TEXTILES AND FINISHES

FILING FINISHES

Black (BLK) Designer White (DWT) Grey (GRY) Nevada (NEV)

IONIC FINISHES

TOP COLORS

Absolute Acajou (ACJ) Asian Night (ASN) Avant Cherry (AWC) Avant Honey (AWH) Clear Maple (CMB) Dark Espresso (DES)
Designer White (DWT) Hayden Grey (HGT) Shaker Cherry (SKC) Tiger Walnut (TWL) White Chocolate (WHC) Winter Cherry (WCR)

CHASSIS COLORS

Absolute Acajou (ACJ) Asian Night (ASN) Avant Cherry (AWC) Avant Honey (AWH) Clear Maple (CMB) Dark Espresso (DES)
Designer White (DWT) Hayden Grey (HGT) Shaker Cherry (SKC) Tiger Walnut (TWL) White Chocolate (WHC) Winter Cherry (WCR)

IONIC BOOKCASES

Absolute Acajou (ACJ) Dark Espresso (DES) White Chocolate (WHC) Winter Cherry (WCR)

IONIC TACKBOARDS

Black (LL19) Blue Mist (LL14) Caramel Cream (LL12) Medium Taupe (LL11)

Offices to Go (OTG) is a division of Global Furniture Group ("Global") focused on providing high-value products for the budget minded business. This illustrated list price book has been designed to facilitate fast reference and easy use. Products are categorized into "seating", "desks + tables", "accessories" or "filing" and are listed numerically within their categories. The line drawings match actual photographs (where possible) to aid in instant recognition of the total range within a series.

Sales of OTG products are made only on Global's standard Terms and Conditions of sale which are contained in this list price book. The "Purchaser" in these Terms and Conditions shall refer to Dealers and those who originally purchase directly from Global for use or re-sale. These standard Terms and Conditions may be modified or supplemented only by a separately written document signed by Global's authorized personnel at its head office in Toronto, Ontario, Canada. Any term or condition contained in any purchase order or other form used by the Purchaser to order goods (including standard, printed language) which is different from, in addition to, or in any way inconsistent with Global's standard Terms and Conditions shall be of no force or effect whatsoever.

All illustrations, specifications and prices in this list price book are based on the latest product information available at time of publication. Global reserves the right to make changes at any time and without prior notice to prices, colors, materials, specifications and models offered.

Description

Each product shown or described in this list price book is standard OTG product. Available options are noted at the beginning of each series. Available options may require additional delivery time and cost, and may affect the warranty given. Sizes and weights shown are approximate and are subject to slight changes from time to time.

Prices and Payment

The prices shown in this list price book as well as those quoted by Global, are in Canadian dollars for orders shipped to destinations in Canada.

If shipping date requested is more than 90 days from date of order, Global shall reserve the right to use published list prices effective at time of shipment.

Orders are invoiced at time of shipment. Terms of payment are net 30 days from date of invoice unless otherwise stated. The Purchaser agrees that Global shall reserve the right to enforce a charge amounting to 1.5% per month (18% per year) on invoices outstanding more than 30 days.

If the Purchaser's most recent annual net volume is less than \$5,000, Global may suggest payment be made in advance.

All orders are subject to the Purchaser complying with Global's prevailing credit policy.

Any products sold by Global shall remain the property of Global until fully paid.

Prices are suggested list prices only and are subject to change without notice. Global will, however, attempt to keep the Purchasers up-to-date on all developments including price changes.

Taxes

All prices shown in this list price book are exclusive of sales, use, excise, HST and other applicable taxes and duties which may be the Purchaser's responsibility as per the invoice issued by Global. If the Purchaser claims an exemption from such taxes, it shall be the Purchaser's responsibility to furnish Global with an appropriate exemption certificate at time of order.

Ordering Information

Global requires that all orders be submitted in writing and will be acknowledged on Global's acknowledgement forms governing the transaction.

The details appearing on this acknowledgement will describe the items to be shipped and the approximate shipping date. It is the Purchaser's responsibility to determine that the information in the acknowledgment is correct. In the event of an error, the Purchaser must notify their Global Customer Service representative immediately by telephone followed by written confirmation. Shipping dates are assigned to orders based on the items having the longest manufacturing lead time (unless instructed to partial ship).

At time of order, please provide the following information:

1. Account number (if possible)
2. PO number
3. "Bill to" and/or "Ship to" and name and address
4. Complete model number and selected options including textiles/finishes
5. Special instructions and tag information
6. Shipping instructions, please indicate:
 - a. pick up
 - b. Global trailer program
 - c. common carrier, provide name of carrier, your account number

The above points will be checked by Global for accuracy. Global will process orders using the codes provided by the Purchaser. Price discrepancy is the responsibility of the Purchaser. The Purchaser must notify Global prior to invoicing.

The Purchaser is responsible for providing correct information at time of order. If no option(s) are selected the system will default to standard feature(s). Orders with missing/incorrect information (finish, etc.) will be put on hold until all information is complete. Orders will be scheduled for manufacturing upon receipt of complete information.

Changes and Cancellations

After the date of Global's acknowledgment of the Purchaser's order, the order may not be changed or cancelled by the Purchaser without the written consent of Global. Textile-covered items are considered to be in production once the textile is scheduled for cutting. Other standard items already in production are subject to a minimum 35% cancellation charge.

Errors and Omissions

All quotations, acknowledgements and invoices are subject to corrections for any errors and omissions.

Casters

The list price book specifies the caster which comes standard with each chair model. Most chairs are equipped with C9 or C65 casters which are best used on carpeted surfaces. If it is intended to use the product on hard surfaces such as ceramics, concrete, linoleum or hardwood, it is recommended to use different casters. It is the responsibility of the customer to determine the standard caster for a particular product and whether such caster is appropriate for the given application.

File Finishes

There is no upcharge on any standard file finish, minimum order quantity is 10 pieces. Any non-standard file finish must be approved by Global prior to acceptance of order and may be subject to an upcharge.

An upcharge of 10% will apply to Metallic, Mica and any non-standard White finishes regardless of the number of units ordered.

Upholstery Coverings

Slight variations in color may occur between dye lots. Although Global attempts to minimize these variances, they do occur and must be accepted as normal and will not be considered defects.

Weight

For seating products, unit weight and carton weight are provided. For casegood products, carton weight is provided.

Delays

Global's order acknowledgment will state a shipping date which is Global's best estimate at the time the order is acknowledged. However, Global shall not incur any obligation or liability to the Purchaser for failure to ship by specified date unless Global has agreed to an unequivocal shipping date in a separately signed written document executed by its authorized personnel at its head office. In addition, Global will not be liable for any loss or damage resulting from any delay or failure in shipment or other failure to perform all or any part of the agreement between the parties with respect to the goods shown on the face of the order acknowledgment where such delay, failure, loss or damage is the proximate result of any act of any governmental authority or political subdivision thereof, revolution, riot, civil disorder or disturbance, delay or default in transportation, strike disputes among or between labor unions or other labor disputes, delay or inability in obtaining materials and facilities, fire, flood, act of God or any cause not within the reasonable control of Global.

Free on Board (FOB)

FOB point is Global's Factory, Toronto, Ontario, Canada.

Courier Type Shipments

This symbol is used to indicate that the adjacent product can be sent by courier type shipments, such as Federal Express, Purolator, CanPar and UPS.

Shipping

The Purchaser must select, at time of order, one of two methods of freight payment. Global will make no end-user shipments unless special arrangements have been made.

1. FOB point of shipment, freight collect - pick up and common carrier.
2. FOB point of shipment, freight prepaid and invoiced to the Purchaser - Global Trailer Program.

All deliveries are dock to dock.

Service

Service requests are normally the responsibility of Global's authorized Dealers. Where this cannot be accomplished on a local level, service problems should be referred to Global's Customer Service Department.

Global/Express (Canada)

Tel: (905) 660-5101 or 1-800-567-8901

Fax: (905) 660-4759 or 1-800-375-5134

Global International

Tel: (416) 661-3660

Fax: (416) 661-661-0983 or 1-877-585-5579

Returns

No returns of goods will be accepted without written consent and shipping instruction from Global. A minimum re-stocking charge of 35% is made on all authorized returns for credit or refund, provided goods are received by Global in the condition in which they left the factory. This may increase depending on the type of product. Global's Return Goods Authorization (RGA) numbers must appear prominently on all authorized returns. Global will not be responsible for return freight costs. No credit will be given if goods cannot be reused as new. Special order items, non-stock items and COM products are in no event subject to return. All returns must be approved and authorized in writing by Global Customer Service. Global reserves the right to refuse delivery of any unauthorized returns.

OFFICES TO GO TERMS AND CONDITIONS

Claims

All goods are sold FOB plant or Global Distribution Center. Global is not responsible for damage which occurs in transit (or in storage). The carrier signs for all goods received in apparently good order. It is the Purchaser's responsibility to examine goods upon receipt and to file any claims with the carrier for losses or damage to the product occurring during transit, including concealed damage.

Any claims made against Global for apparent defects, errors or shortages must be made by the Purchaser, in writing, within 15 working days after any delivery. Failure by the Purchaser to make any claim against Global within 15 days shall constitute acceptance of the goods and a waiver of any apparent defects, errors or shortages.

Suspension

In the event that the Purchaser defaults in the payment of any sum due to Global, or in the event the Purchaser's financial condition becomes unsatisfactory to Global, Global shall have the right to defer or discontinue shipment of any goods until such time as the default is cured or the Purchaser provides assurance of payment to Global.

Copyright

All catalogs, photographs, drawings, list price books and other printed materials are protected by copyright. All rights reserved.

Trademarks

All trademarks are owned by Global Furniture Group.

Designs and Patents

Many of the products produced by Global are protected by design registrations, design patents and/or patents. Design and specifications are subject to change, discontinuance or additions without notice.

For a full listing of issued trademarks, please visit officestogo.com.

Cubic Measure

The stated volume is an approximate cubic foot measure that may be used to calculate freight costs. The figure shown is the total shipping volume of a unit (e.g. if a part is sent in 2 cartons the volume indicated reflects both cartons together) and is subject to change without notice. It is most economical to purchase the specified number per carton.

Combined Shipments

Global will make every effort to combine shipments and orders on written request. However, Global cannot be held responsible where such requests are not complied with.

Offer of Sale

Possession of this list price book or any other literature shall not imply the company's willingness to sell to the holder and shall not be construed as a direct offer of sale.

If a conflict arises between: (i) prices found in software support packages furnished to the customer by Global or by any other source on behalf of Global; and (ii) Global's current pricing found on Global's website, then the most current shall prevail.

Testing Qualifications

Many Global products pass or exceed the most stringent industry testing standards.

Disclaimer

Metric dimensions are provided for reference only. In the event that there is a discrepancy between imperial measurements and metric measurements, imperial measurements shall prevail. Prices shown are current manufacturer's suggested list prices at time of printing. Updated pricing is available on Global's website. All applicable taxes are extra. Descriptions, specifications and prices are subject to change without notice. Errors and omissions are subject to correction.

For periodic updates, please check the list price book PDF at officestogo.com Global warrants that all commercial products are free from defects in material and workmanship, for the life of the product, to the original Purchaser.

This list price book is effective as of September 1, 2019.

WARNING - SEATING PRODUCTS TO PREVENT PRODUCT FAILURE AND POSSIBLE INJURY:

Ensure that the appropriate selection is made for the intended use of the chair including user's weight. Some chairs are not recommended for users above a certain weight. Frequently inspect the chair for visible cracks and tighten all screws, bolts and adjustable knobs. If the chair is damaged or unstable, immediately remove it from service. Any information or suggestions concerning applications, specifications or compliances with codes and standards is provided solely for your convenient reference and without any representation as to accuracy or suitability. Global disclaims any legal responsibility. The user must verify and test the suitability of any information or products for his specific application. Global reserves the right to change the Terms and Conditions in the list price book without notice.

OFFICES TO GO LIMITED LIFETIME WARRANTY

Global warrants that all commercial products are free from defects in material and workmanship. Global will repair or replace, at Global's option, as the sole remedy for any defect covered by the warranty.

Global makes no warranty that any of its products are suitable for any particular purpose and makes no other warranties, express or implied, other than those set out here. As codes and standards vary from one jurisdiction to another, references to compliance are solely for convenience and without any representation as to accuracy or suitability. Users must verify the suitability of such information or product for their specific application. In no event shall Global be liable in either tort or contract for any loss or direct, special, incidental, consequential or exemplary damages.

OTG Warranty Summary

OTG Product Type	Components Warranty For Original Purchaser	Exceptions
General seating (including metal frames, non-moving metal components) use time for coverage: 8 hours/5 days per week	lifetime	- upholstery, textiles, mesh - 2 years - pneumatic lifts, mechanisms - 2 years - casters, frames, plastic components - 2 years
Heavy duty seating (ie: Overtime 350) use time for coverage: 8 hours/5 days per week users up to 350 lbs.	5 years	- upholstery, textiles, mesh - 2 years - pneumatic lifts, mechanisms - 2 years - casters, frames, plastic components - 2 years
Lite-Lift folding chairs use time for coverage: 8 hours/5 days per week users up to 200 lbs.	1 year	none
Lite-Lift II folding tables	1 year	none
Non-electrical table mechanisms	5 years	none
Ionic desks (including locks, glides, laminate)	lifetime	none
Ionic height adjustable tables	lifetime	- electrical motors, controllers, moving parts - 5 years
Metal files and storage	lifetime	none
Ergonomic accessories	5 years	- electrical devices, moving parts - 2 years
Tackboards	lifetime	- panel textiles - 5 years

OTG's limited lifetime warranty does not apply (for any product category) to the following:

- Nominal or normal amount of wear and tear that can occur over time
- Failures which result from negligence, abuse, accident or misuse
- Failure to apply, install or maintain products according to Global's written instructions and warnings
- Modifications, attachments or repair methods not approved by Global
- Damage caused by a carrier in transit, or delivery/installation contractors
- The matching of colors, grains or textures (wood, leather, etc.) of natural materials
- Products exposed to extreme hot or cold temperatures or excessively dry or humid environments
- Color fastness or the matching of color of textiles, dye lots of textile can vary
- Damage by markings or staining; damage by sharp objects or imprinting from instruments
- Damage to textiles or laminate and wood surfaces/edges from exposure to sunlight (including UV rays)
- Products used for rental purposes
- Purchased parts are warranted for one (1) year
- Failure to follow specific cleaning and disinfecting instructions posted on officestogo.com

OTG's warranty does not cover the costs of transportation or labor. Repair or replacement will be at Global's discretion.

Textiles and Finishes

Please refer to our website at officestogo.com for detailed information on cleaning and disinfecting procedures. Improper usage of disinfecting/cleaning products may void the warranty. Global textiles and finishes are updated periodically to meet the demand and trends of the market. As a result, some textiles and finishes may be discontinued by Global or the manufacturer. In the event that a textile or finish is discontinued, Global will make every reasonable effort to provide an alternative product(s) of comparable function.

INDEX

M1930PXB	129	M1348DML	114	ML4824B	95	ML7230DWL	94	MVL1896	14	MVL3106	18
M1936PXB	129	ML1348UMF	115	ML4824DVL	94	ML7230ET2	112	MVL1930C	106, 130	MVL3107	18
M19301XSN	129	ML1348UML	115	ML4824ET2	112	ML7230POB	94	MVL1936C	106, 130	MVL3108	18
M19361XSN	129	ML1354DMF	114	ML4824FB	100	ML7230POL	94	MVL1936M2	130	MVL3109	18
ML22BBF	102	ML1354DML	114	ML4824FT	111	ML7236BHT	109	MVL1936P2	129	MVL3111	19
ML22FF	102	ML1354UMF	115	ML4824R	100	ML7236CEL	98	MVL1936P3	129	MVL3113	19
ML22HBF	102	ML1354UML	115	ML4824RI	100	ML7236CER	99	MVL1936P4	129	MVL3114	19
ML22TOP	102	ML1360DMF	114	ML4824RWL	95	ML7236D	96	MVL1936P5	129	MVL3116	19
ML24LEG	95	ML1360DML	114	ML4830BHT	109	ML7236DM	99	MVL1960C	106, 130	MVL3117	19
ML24WM2	108	ML1360UMF	115	ML4836BHT	109	ML7236RM	99	MVL1966C	106, 130	MVL3118	20
ML30RX	110	ML1360UML	115	ML4848VB	108	ML7242BD	96	MVL1972C	106, 130	MVL3119	20
ML30RX22	110	ML1366DMF	114	ML4850DSE	118	ML7250DSE	118	MVL2718	22	MVL3121	20
ML30RX42	110	ML1366DML	114	ML4850DST	117	ML7250DST	117	MVL2719	22	MVL3123	20
ML30SX	110	ML1366UMF	115	ML4862DES	119	ML7262DSE	119	MVL2720	31	MVL3124	20
ML30SX22	110	ML1366UML	115	ML4862DST	118	ML7262DST	118	MVL2721	31	MVL3126	21
ML30SX42	110	ML1629SHL	107	ML5223HAT	113	ML9650DSQ	118	MVL2723	31	MVL3127	21
ML33DRAG	97	ML1629SHR	107	ML5229HAT	113	ML9662DSQ	118	MVL2728	22	MVL3128	21
ML33DRL	97	ML2130BF	104	ML5412MPT	95	ML10850DSQ	118	MVL2729	22	MVL3129	21
ML35SCDK	29	ML2130CO	103	ML5424DVL	94	ML10862DSQ	118	MVL2732	13	MVL3170	79
ML36DRAG	97	ML2130NBF	104	ML5424RVL	95	ML12050DSQ	118	MVL2732-9	13	MVL3171	79
ML36DRL	97	ML2130NO	103	ML5450DSE	118	ML12062DSQ	118	MVL2733	13	MVL3172	79
ML36HO	97	ML2136BF	104	ML5450DST	117	ML12062DSQ	118	MVL2733-9	13	MVL3191	35
ML36LDS	98	ML2136CO	103	ML5462DSE	119	ML13262DSQ	118	MVL2747	56	MVL3192	35
ML36LDSF	98	ML2136NBF	104	ML5462DST	118	ML14450DSQ	118	MVL2748	56	MVL3196	35
ML36PHGD	97	ML2136NO	103	ML5823HAT	113	ML14462DSQ	118	MVL2749	56	MVL5001NA	52
ML36PHLD	98	ML2230BFT	103	ML5829HAT	113	ML482028CT	96	MVL2756	59	MVL5002	52
ML36RT	97	ML2230COT	103	ML6012MP	100	ML483628CT	96	MVL2776	51	MVL5002C	52
ML36RX	110	ML2230NOT	103	ML6012MPT	95	ML542028CT	96	MVL2778	81	MVL5003	52
ML36RX22	110	ML2236BFT	103	ML6019LT	106, 130	ML543628CT	96	MVL2779	81	MVL5004	53
ML36RX42	110	ML2236COT	103	ML6024DVL	94	ML602028CT	96	MVL2780	15	MVL5005	53
ML36SX	110	ML2236NOT	103	ML6024ET2	112	ML603628CT	96	MVL2781	15	MVL5006	53
ML36SX22	110	ML2418CDK	29	ML6024FT	111	MLDD48DSE	120	MVL2782	15	MVL5007	53
ML36SX42	110	ML2420CDKP	30	ML6024LT	106	MLDD48DSQ	120	MVL2784	23, 31, 73, 82	MVL5008	53
ML42LDS	98	ML2430C	106	ML6030BHT	109	MLDD48DST	119	MVL2785	26	MVL5009	53
ML42LDSF	98	ML2436C	106	ML6030D	96	MLDD54DSE	120	MVL2786	81	MVL5011	54
ML42R	109	ML2460C	106	ML6030DVL	94	MLDD54DSQ	120	MVL2787	23	MVL5230B0	124
ML42RT	97	ML2472C	106	ML6030ET2	112	MLDD54DST	119	MVL2789	81	MVL5230B5	124
ML42RX	110	ML2929CT	111	ML6030PL	99	MLDD60DSE	120	MVL2796	82	MVL6060ET	112
ML42SX	110	ML2929CTM	111	ML6030PPR	100	MLDD60DSQ	120	MVL2799	82	MVL6066ET	112
ML48BC	107	ML3019LT	106, 130	ML6036BHT	109	MLDD60DST	119	MVL2801	41	MVL6666ET	112
ML48LDS	98	ML3024R	100	ML6050DSE	118	MLDD66DSE	120	MVL2803	41	MVL6668ET	112
ML48LDSF	98	ML3024RVL	95	ML6062DSE	119	MLDD66DSQ	120	MVL2804	42	MVL7260ET	112
ML48WCB2	119	ML3523RHT	113	ML6062DST	118	MLDD66DST	119	MVL2806	42	MVL7266ET	112
ML54LDS	98	ML3619LT	106, 130	ML6423HAT	113	MLDD72DSE	120	MVL2807	42	MVL11730	76
ML54LDSF	98	ML3620CH	111	ML6429HAT	113	MLDD72DSQ	120	MVL2808	42	MVL11732	76
ML54WCB2	119	ML3622LF	104	ML6518WDL	107	MLDTP3224	125	MVL2809	42	MVL11733	76
ML60WCB2	119	ML3622MS	105	ML6518WDR	107	MLEBDD16L	113	MVL2809C	43	MVL11734	76
ML65BC	107	ML3622SC	104	ML6612MPT	95	MLEBDD16L	113	MVL2810	39	MVL11735	77
ML66HO	97	ML3622SL	105	ML6619LT	106, 130	MLFSP3260	108	MVL2811	43	MVL11742	77
ML66TB	108	ML3624B	95	ML6624C	98	MLFS	108	MVL2813	43	MVL11743	77
ML66WCB2	119	ML3624DWL	94	ML6624DVL	94	MLKB	108	MVL2814	43	MVL11860	71
ML72HO	97	ML3624FB	100	ML6624LT	106	MLMP22BBF	101	MVL2816	43	MVL11870	62
ML72MRD	96	ML3624FT	104	ML6624POL	94	MLMP22BHT	101	MVL2817	44	MVL11876	62
ML72TB	108	ML3624LT	106	ML6630D	96	MLMP22BF	101	MVL2818	44	MVL11887	24
ML72WCB2	119	ML3624MST	105	ML6630DM	99	MLMPB34L	101	MVL2819	44	MVL11888	24
ML96BT	109	ML3624R	100	ML6630DVL	94	MLMPB34R	101	MVL2819C	44	MVL13007	27
ML120BT	109	ML3624RVL	95	ML6630POL	94	MLMPB38	101	MVL2821	44	MVL13008	27
ML144BT	109	ML3624SCT	104	ML6630RM	99	MLMPC22	101	MVL2823	45	MVL13009	27
ML230NBFT	103	ML3624SLT	105	ML6636CEL	98	MLPD	108	MVL2824	45	MVL13010	28
ML236NBFT	103	ML3629OS	105	ML6636CER	99	MLUB-1	47	MVL2826	45	MVL13011	28
ML1324DMF	114	ML3636SI	99	ML6650DSE	118	MLUB-2	47	MVL2827	45	MVL13012	28
ML1324DML	114	ML3636WI	99	ML6650DST	117	MLUB-3	47	MVL2828	45	MVL13016	69
ML1324UMF	115	ML4123RHT	113	ML6662DSE	119	MVCOVS1UB	30, 126	MVL2831	46	MVL13017	69
ML1324UML	115	ML4221MP	100	ML6662DST	118	MVCOVS1US	30, 126	MVL2831C	46	MVL13018	69
ML1330DMF	114	ML4220CH	111	ML7023HAT	113	MVCOVS2B	30, 125	MVL2832	46	MVL13019	69
ML1330DML	114	ML4224B	95	ML7029HAT	113	MVCOVSM2S	30, 125	MVL2832C	46	MVL13021	29
ML1330UMF	115	ML4224FB	100	ML7212MPT	95	MVL1SDEH	124	MVL2836	63	MVL13022	29
ML1330UML	115	ML4224R	100	ML7219LT	106, 130	MVL2SDEH	124	MVL2837F	63	MVL13023	69
ML1336DMF	114	ML4224RI	100	ML7224C	98	MVL2847F	63	MVL2846F	63	MVL13046	71
ML1336DML	114	ML4224RVL	95	ML7224DVL	94	MVL19BF	135	MVL2847F	63	MVL13048	61
ML1336UMF	115	ML4229OS	105	ML7224ET2	112	MVL19C	135	MVL2900	36	MVL13049	61
ML1336UML	115	ML4242SI	99	ML7224FT	111	MVL23BF	135	MVL2911	55	MVL13051	72
ML1342DMF	114	ML4242WI	99	ML7224LT	106	MVL23C	135	MVL2912	55	MVL13052	72
ML1342DML	114	ML4623HAT	113	ML7224POL	94	MVL1105	57	MVL2913	55	MVL13053	72
ML1342UMF	115	ML4629HAT	113	ML7224POB	94	MVL1110	57	MVL2914	56	MVL13090	60
ML1342UML	115	ML4812MP	100	ML7224POL	94	MVL1616	73	MVL2915	56	MVL25201	133
ML1348DMF	114	ML4812MPT	95	ML7230BHT	109	MVL1617	73	MVL2918	17	MVL25251	133
				ML7230D	96	MVL1895	14	MVL3104	18	MVL25401	133

MVL25451.....	133	OTG11782B.....	58
MVLAP42.....	116	OTG11840.....	122
MVLAP48.....	116	OTG11841.....	122
MVLAP54.....	116	OTG11842.....	122
MVLAP60.....	116	OTG11858B.....	16
MVLAP66.....	116	OTG11859B.....	16
MVLCPU.....	125	OTG11921J.....	58
MVLEK.....	131, 133	OTG11950B.....	11
MVLFB.....	133	OTG11980.....	78
MVLFBB.....	130	OTG12112B.....	49
MVLFR.....	125	OTG13020.....	12
MVLFRT48.....	122	OTG13026.....	67
MVLFRT48D.....	122	OTG13032.....	74
MVLFRT60.....	122	OTG13060.....	10
MVLFRT60D.....	122	OTG13061.....	10
MVLFRT72.....	122	OTG13070.....	65
MVLFRT96.....	122	OTG13071.....	65
MVLFWS.....	138	OTG13072.....	65
MVLHFB36.....	131	OTG13073.....	65
MVLKBT.....	124	OTG13074.....	65
MVLKP01.....	124	OTG13080.....	40
MVLM23BBF.....	136	OTG13081.....	40
MVLM23FF.....	136		
MVLMMLK.....	130		
MVLPD.....	131		
MVLPDM.....	125, 126		
MVLPET42-1.....	116		
MVLPET42-4.....	116		
MVLPET48-1.....	116		
MVLPET48-4.....	116		
MVLPET54-1.....	116		
MVLPET54-4.....	116		
MVLPET60-1.....	116		
MVLPET60-4.....	116		
MVLPET66-1.....	116		
MVLPET66-4.....	116		
MVLPAB2.....	120		
MVLPAB3.....	120		
MVLPAB4.....	120		
MVLS42L.....	138		
MVLS72L.....	138		
MVLW23BBF.....	135		
MVLW23FF.....	135		
	0		
OTG1220B.....	32		
OTG1221B.....	32		
OTG3915.....	25		
OTG3920B.....	33		
OTG3930B.....	33		
OTG10902.....	48		
OTG10904.....	39		
OTG10920.....	70		
OTG10930.....	34		
OTG11320B.....	64		
OTG11340.....	37		
OTG11341.....	37		
OTG11510B.....	23		
OTG11531B.....	68		
OTG11613B.....	67		
OTG11615B.....	11		
OTG11616B.....	11		
OTG11617B.....	80		
OTG11631B.....	68		
OTG11633B.....	74		
OTG11636B.....	38		
OTG11641B.....	38		
OTG11642B.....	38		
OTG11648B.....	66		
OTG11657B.....	50		
OTG11670B.....	49		
OTG11674.....	51		
OTG11678B.....	38		
OTG11685.....	62		
OTG11686.....	62		
OTG11705.....	71		
OTG11740B.....	25		
OTG11760B.....	32		
OTG11776B.....	75		

Global offices and showrooms in Canada

Global Group Head Office

560 Supertest Road
Toronto, Ontario
M3J 2M6
T (416) 650-6500

Main Showroom and Sales Office

1350 Flint Road
Toronto, Ontario
M3J 2J7
T (416) 661-3660

Global Group Center

Calgary

302 - 237 8th Avenue SE
Calgary, Alberta
T2G 5C3
T (403) 250-7770

Montreal

996 St-Antoine Street West
Montreal, Quebec
H3C 1A7
T (514) 866-4331

Edmonton

201 - 10158 103 Street NW
Edmonton, Alberta
T5J 0X6
T (780) 444-8922

Ottawa

251 Laurier Avenue W, Suite 400
Ottawa, Ontario
K1P 5J6
T (613) 234-2881
Please call ahead to book an appointment.

Halifax

120 - 1061 Marginal Road
Halifax, Nova Scotia
B3H 4P7
T (902) 422-7434

Vancouver

1000 -675 West Hastings Street
Vancouver, British Columbia
V6B 1N2
T (604) 432-1701

Moncton

268 Coverdale Road
Riverview, New Brunswick
E1B 3J2
T (506) 858-8383

Winnipeg

220 - 111 Lombard Avenue
Winnipeg, Manitoba
R3B 0T4
T (204) 925-3350

The Global Group, 1350 Flint Rd., Toronto ON Canada M3J 2J7
Sales & Marketing: Tel (1-877) 446-2251
Customer Service: Fax (800) 361-3182

OfficestoGo

officestogo.com