

price list 2025

Price effective January 1, 2025

Revised February 21, 2025



introduction

Offices to Go™, a division of Global Furniture Group has been a primary source of value-minded office furniture solutions since its inception in 2007.

We offer a wide variety of products including seating, desks, tables, files and ergonomic accessories. Offices to Go products offer high-value and are built to commercial quality standards to protect your long-term investment.

Most models are Canadian made, while others are imported. In both cases, all Offices to Go products are manufactured exclusively in certified factories and have been tested in compliance with ANSI and BIFMA standards. We are committed to producing products in the most sustainable ways and ensuring they pass strict quality testing.

Seating - Offices to Go chairs provide exceptional comfort and design. Choose from a variety of multi-purpose, task, mesh, management, leather and guest chairs to complete any office environment.

Offices to Go seating is available in a variety of upholstery options which are specific to each series. Please see individual series details for available textiles, colors and graded textile options.

Desks + Tables - Offices to Go Newland casegoods combine form with function to support a wide range of workplace applications. From private offices to collaborative spaces, boardrooms or reception areas, Newland offers solutions that will exceed your expectations and keep you on budget.

Filing - Offices to Go offers a range of cost-effective filing and storage solutions to help you stay organized. Available sizes, mobile options and finishes easily adapt to any office or personal workspace.

Offices to Go product assembly is designed to be quick and simple. Products come with easy to follow instructions and detailed photographs.

Offices to Go products are covered by Global's Warranty (Limited Lifetime with 5-year or 2-year exceptions). Weight capacity information will be shown accordingly in the series notes and literature. See page 138 for warranty details.

SYMBOL IDENTIFICATION

Each seating product with an RTA code identifies the assembly requirements.

RTA 00 FULLY ASSEMBLED

RTA 1 SIMPLE ASSEMBLY (no tools required)

Parts to install:

- casters
- base
- pneumatic cylinder/cover can

RTA 2 MODEST ASSEMBLY (tools supplied, if necessary)

Parts to install:

- casters
- base
- pneumatic cylinder/cover can
- back

RTA 4 MODERATE ASSEMBLY (tools supplied)

Parts to install:

- casters
- base
- pneumatic cylinder/cover can
- back
- armrest

RTA 8 FULL ASSEMBLY (tools supplied)

Parts to install:

- casters
- base
- pneumatic cylinder/cover can
- back
- armrest
- mechanism



Global's certified products are in compliance with the stringent emission guidelines set by the GREENGUARD Environmental Institute and include all upholstered seating. To obtain a GREENGUARD certificate for any product, please go to the product page on our website globalfurnituregroup.com and click on "view GREENGUARD certificate".



Chairs shown with this logo are made in Canada.



Chairs shown with this logo have significant Canadian content. They have been engineered, tested and assembled in Canada.



All products with this designation are suitable for courier shipment throughout Canada.

TABLE OF CONTENTS

SEATING	SEATING (cont'd)	DESKS AND TABLES
Adapt..... 10	Kazan..... 50	Craft tables..... 31
Altona..... 11	Knight..... 51	Ionic Benching..... 106
Amira..... 11	Kody..... 51	Newland..... 79
Annapolis..... 12	Kylie..... 52	Boardroom tables..... 100
Arlo..... 13	Lite-Lift..... 53	Bookcases and shelf units..... 99
Ashmont..... 14	Lumi..... 54	Bridges..... 96
Ashton..... 15	M-Task..... 55	Credenzas..... 95
Avro..... 16	Marlee..... 56	Desks..... 94
Avro 350..... 21	Masi..... 57	Electric height adjustable tables..... 104
Beta..... 22	Minto..... 58	Extended corner credenzas..... 95
Bolt..... 23	MVL File Buddy..... 59	Flip-top tables..... 101
Brighton..... 23	Overtime..... 60	Hutches and doors..... 94
Brighton FX..... 24	Overtime 350..... 60	Islands with modesty..... 95
Caman..... 25	Pacific..... 61	Islands without modesty..... 96
Carleton..... 26	Part-Time..... 62	Mobile pedestals..... 97
Centro..... 27	Raven 400..... 63	Modesty panels..... 96
Cobalt..... 28	Safari..... 64	Packages..... 89
Craft..... 29	Six 13..... 64	Pedestals..... 97
Danio..... 33	Six 31..... 65	Personal height adjustable table..... 101
Dash..... 34	Soda..... 66	Privacy panels..... 102
Dori 2..... 34	Soda tables..... 66	Returns..... 96
Eor..... 35	Sparrow..... 67	Storage units..... 98
Finch..... 36	Stradic..... 68	Table desks and components..... 92
Format..... 37	Suburb..... 69	Tackboards..... 95
Format+..... 38	Tami..... 70	Wardrobes..... 99
Full-Time..... 40	TL..... 71	OTG Panels..... 110
Gennex..... 41	Ultra..... 73	
Ibex..... 42	Yoho..... 75	
Java..... 49	Zim..... 77	
Kaysee..... 50		

DESKS AND TABLES (cont'd)

Lite-Lift II.....	114
Folding tables.....	114
Table dollies.....	114
Pashley.....	112
Soda tables.....	66

ACCESSORIES

CPU holder dual strap.....	117
Desktop sit-stand workstation.....	116
Keyboard supports.....	116
Monitor arms.....	116
PET Felt partitions.....	118
Power data block.....	119

FILING AND STORAGE

MVL1900 lateral files.....	121
Accessories.....	123
Lateral files.....	122
MVL25 vertical files.....	125
MVLPED pedestals.....	127
MVLSTOR storage cabinets.....	130

REFERENCES

Ergonomic features and benefits.....	8
Mechanism adjustments.....	9
Textiles and Finishes.....	133
Terms and Conditions.....	136
Warranty.....	138
Index.....	139



SEATING

MESH



Adapt10



Amira11



Avro16



Avro 35021



Bolt23



Format37



Format+38



Ibex42



Java49



Kaysee50



Knight51



Kody51



Lumi54



Masi57



Raven 40063



Safari64



Stradic68



TL71



Zim77

MULTI-TASK



Avro 35021



Beta22



Cobalt28



Danio33



Full-Time40



M-Task.....55



Marlee.....56



Overtime.....60



Overtime 350.....60



Part-Time.....62



Raven 400.....63



Six 13.....64



Six 31.....65



Tami.....70



Yoho.....75

MANAGEMENT AND CONFERENCE



Altona.....11



Annapolis12



Arlo13



Ashmont14



Ashton15



Brighton23



Brighton FX.....24



Caman25



Carleton26



Kazan50



Masi57



Pacific.....61



Ultra.....73

HEAVY DUTY



Avro 35021



Overtime 350.....60



Raven 400.....63

SEATING BY CATEGORY TYPE

GUEST AND MULTI-PURPOSE



Ashmont14



Eor35



Lite-Lift53



Caman25



Finch36



Minto58



Centro27



Gennex41



Sparrow67



Dash34



Ibex42



Ultra73



Dori 234



Kylie52

HEIGHT ADJUSTABLE WORKSTOOLS



Avro17



Ibex43



Yoho75



Beta22



MVL File Buddy59



Danio33



TL71

LOUNGE



Arlo13



Soda66



Craft29



Suburb69

Seating

Adapt.....	10	Kaysee	50
Altona	11	Kazan	50
Amira	11	Knight	51
Annapolis	12	Kody	51
Arlo.....	13	Kylie	52
Ashmont	14	Lite-Lift.....	53
Ashton	15	Lumi.....	54
Avro	16	M-Task	55
Avro 350	21	Marlee	56
Beta	22	Masi	57
Bolt.....	23	Minto.....	58
Brighton.....	23	MVL File Buddy	59
Brighton FX.....	24	Overtime	60
Caman.....	25	Overtime 350	60
Carleton	26	Pacific	61
Centro	27	Part-Time	62
Cobalt	28	Raven 400	63
Craft.....	29	Safari.....	64
Craft tables	31	Six 13.....	64
Danio	33	Six 31.....	65
Dash	34	Soda	66
Dori 2	34	Soda tables.....	66
Eor	35	Sparrow.....	67
Finch	36	Stradic	68
Format.....	37	Suburb.....	69
Format+.....	38	Tami	70
Full-Time.....	40	TL	71
Gennex.....	41	Ultra	73
Ibex	42	Yoho	75
Java	49	Zim	77

ERGONOMIC FEATURES & BENEFITS

EACH GLOBAL CHAIR IS BUILT WITH FEATURES THAT ARE ERGONOMICALLY DESIGNED TO PROMOTE GOOD POSTURE AND PROVIDE MAXIMUM COMFORT. WHILE FULLY SUPPORTING YOUR BODY, THESE FEATURES SHOULD ALSO ALLOW YOU TO ADJUST YOUR CHAIR TO FIT YOU.



A TENSION ADJUSTMENT

Increase or decrease to match body weight. Allows you to rock comfortably, without heavy pushing, reducing muscle fatigue.



B CHAIR TILT LOCK

Lock the tilt movement in position(s) to accommodate your working posture. Allows you to lock your chair in a comfortable and supportive position. (Can be either single position, multiple position or infinite position.)



C SEAT HEIGHT

Raise or lower to allow your feet to rest flat on the floor. Avoids pressure under your thighs, easing blood flow.



D BACK/LUMBAR HEIGHT ADJUSTMENT

Raise or lower to position lumbar support in your lumbar area. Reduces likelihood of back pain.



E SEAT DEPTH

Change the depth of the seat to accommodate the length of your thighs. Keeps your back in contact with the backrest while avoiding pressure behind your knees. Can be sliding (MD) or manual.



F SEAT ANGLE ADJUSTMENT

Allows chair to tilt forward changing the angle of your thighs in relation to the floor. Helps reduce disc pressure during forward leaning tasks.



G BACK ANGLE ADJUSTMENT

Adjust to change the angle of your torso in relation to your thighs. Helps reduce disc pressure and relaxes your back muscles.



H ARM HEIGHT

Raise or lower to support your forearms. Reduces muscular effort in neck and shoulders, minimizing risk of pain.



J KNEE-TILT MOVEMENT

Chair tilts from a pivot point at the front of the seat, keeping your feet on the floor as you rock. Maintains stability.



L SYNCHRO-TILT MOVEMENT

Backrest reclines at a faster rate than the seat, increasing the angle between your torso and thighs. Enhances comfort and encourages dynamic body movement.



M WATERFALL SEAT EDGE

Reduces pressure at the back of your knees, contributing to good blood flow.



N CONTOURED CUSHION

Supports the body effectively, allowing you to sit longer without discomfort.



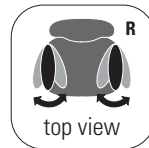
P VIBRATING SEAT & BACK

Soothing effect contributes to your relaxation during work breaks.



Q WIDTH ADJUSTABLE ARMS

Allows outward movement of armrests to match shoulder breadth. Ensures armrests properly support forearms, reducing muscular efforts in neck and shoulders.



R ARM ROTATION

Rotate armcaps to support your forearms in various positions. Reduces muscular effort in neck and shoulders minimizing risk of pain.



S CENTER TILT

Chair tilts from a pivot point under the center of the seat allowing you to rock. When your feet are well supported, blood flow is enhanced.



U SOFT DESCENT PNEUMATIC LIFT

Gently and gradually lowering the seat helps you easily select proper seat height without causing a jerking motion.



V LUMBAR DEPTH ADJUSTMENT

Increase or decrease curvature of the back to match the profile of your lower back. Enhances comfort and support in the lower lumbar area.

MAXIMIZING YOUR ERGONOMIC SEATING

- Always select a chair that is designed for the type of work you perform and make certain the chair is comfortable for the length of time spent using it.
- Ensure that the seat and back cushions are contoured to fit your body, which will help eliminate pressure points.
- An ergonomically designed chair should allow changing positions easily.
- As you work, reposition yourself throughout the day to reduce strain and stress on specific muscle groups. If you change job functions, adjust your chair to fit the new task.
- Proper ergonomic seating should help eliminate many of the work related injuries that result from poor posture and poorly designed chairs.

TASK



ADJUSTMENTS

- (2) Pneumatic seat height
- (8) Manual seat depth
- Back/lumbar height **
- Swivel

POSTURE TASK



ADJUSTMENTS

- (2) Pneumatic seat height
- (3) Back angle
- (6) Back/lumbar height **
- Seat depth *
- Swivel

NOTES

- * Select models only.
- ** Ratchet back height adjustment on select models.
- Mechanisms shown are generic depictions and may differ from one chair to another.

TILTER



ADJUSTMENTS

- (1) Tilt tension
- (2) Pneumatic seat height
- (9) Multiple position tilt lock *
- Center tilt action
- Swivel

MULTI-TILTER



ADJUSTMENTS

- (1) Tilt tension
- (2) Pneumatic seat height
- (3) Back angle adjustment
- (4) Seat angle
- (8) Sliding seat depth adjustment (MD)
- (9) Infinite position tilt lock
- Back/lumbar height **
- Center tilt action
- Swivel

SYNCHRO-TILTER



ADJUSTMENTS

- (1) Tilt tension
- (2) Pneumatic seat height
- (9) Multiple position tilt lock/ synchro tilt action
- Anti kick back
- Back/lumbar height **
- Swivel

OPERATOR



ADJUSTMENTS

- (2) Pneumatic seat height
- (3) Back angle *(free float/lock)
- (4) Seat angle *(free float/lock)
- Back/lumbar height **
- With single lever operator mechanism, seat and back angle are controlled using lever 4 *
- Swivel

ADAPT



model MVL11724

model MVL11725

STANDARD FEATURES

- Canadian made synchro-tilter chairs with a slim mesh back and upholstered seat.
- MVL11724 is standard with height adjustable arms (3D), soft self-skinned urethane (SSU) armcaps that slide forward/backward, and also features width adjustable arm extensions to allow the arms to move away from the seat by 2" on each side for additional space.
- MVL11725 is standard with fixed open loop arms, ideal for management or conference rooms.
- Black frame with a Black 5-prong, injection molded fiberglass reinforced nylon base with dual wheel carpet casters (C1).
- Air flow mesh back is available in Black only.
- Seat can be upholstered in Luxhide bonded leather, in various colours or in all Global grade 1 seating textiles (see page 134)
- Limited Warranty (5-year exceptions apply - see page 138).
- Weight capacity for this series is 300 lbs.

CHAIR ADJUSTMENTS





- Synchro tilt upright position tilt lock.
- Tilt tension adjustment.
- Height adjustable and flexible lumbar support
- Pneumatic seat height adjustment.

OPTIONAL FEATURES

- For hard surface flooring casters, please specify (C1R). Add \$21/set.

ALTERNATE TEXTILE OPTIONS

- Graded-in textiles are available. No minimum quantities. Contact Customer Service for pricing.

DESCRIPTION	MODEL# / FEATURES	List price								
 <p>High Back Synchro-Tilter, Mesh Back and Uph Seat Unit weight: 36 LB 16.4 KG Carton weight: 48 LB 21.77 KG Carton volume: 10.5 FT³ 0.29 MT³</p>	<p>MVL11724 with height adjustable arms</p>	649								
	<p>Ergonomic features: A, B, C, D, H, L, M, N, Q</p>	<p>RTA 2</p>	<p>courier</p>	<p>1 per carton</p>						
		List price								
 <p>High Back Synchro-Tilter, Mesh Back and Uph Seat Unit weight: 34.5 LB 15.7 KG Carton weight: 46.5 LB 21.09 KG Carton volume: 10.5 FT³ 0.29 MT³</p>	<p>MVL11725 with fixed arms</p>	649								
	<p>Ergonomic features: A, B, C, D, L, M, N</p>	<p>RTA 2</p>	<p>courier</p>	<p>1 per carton</p>						
		OVERALL DIMENSIONS			SEAT DIMENSIONS			BACK DIMENSIONS		
		W	D	H	W	D	H	W	H	
		IN 24.75 MM 629	24 610	41.5 1054	20 508	18.5 470	17-22.5 432-572	15.5 394	21.5 546	

ALTONA



model OTG11616B

STANDARD FEATURES

- Altona offers comfort and generous proportions at an affordable price.
- Durable nylon arms are standard.
- Dual wheel carpet casters (C65) are standard.
- Seating surfaces are upholstered in Black Luxhide bonded leather (PU30/BL20).
- Compliant with the emissions guidelines set by the GREENGUARD Environmental Institute.
- Limited Warranty (2-year exceptions apply - see page 138).
- Weight capacity for this series is 300 lbs.

CHAIR ADJUSTMENTS

- Tilter mechanism with upright position tilt lock.
- Tilt tension adjustment.
- Pneumatic seat height adjustment.

OPTIONAL FEATURES

- Hard surface flooring casters (**C65R**) can be purchased separately. Add \$96/set.

DESCRIPTION

MODEL# / FEATURES



High Back Tilter

Unit weight: 38 LB | 17.23 KG
 Carton weight: 38 LB | 17.24 KG
 Carton volume: 4.56 FT³ | 0.12 MT³

OTG11616B
 Black Luxhide leather

List price

396

Ergonomic features:
 A, B, C, M, N, S

OVERALL DIMENSIONS			SEAT DIMENSIONS			BACK DIMENSIONS	
W	D	H	W	D	H	W	H
IN 24	26.5	41	20	19	16.5-20.5	20.5	23
MM 610	673	1041	508	483	419-521	521	584

RTA 8



1 per carton



AMIRA



model OTG13020

STANDARD FEATURES

- Mesh back and upholstered seat tilter chair.
- Soft sculpted frame design.
- Fixed loop arms.
- Black base with dual wheel carpet casters (C65) is standard.
- Seat can be upholstered in Black polyester with Black mesh back (**BLK**) or in Blue polyester with Blue/Grey mesh back (**BLU**).
- Compliant with the emissions guidelines set by the GREENGUARD Environmental Institute.
- Limited Warranty (2-year exceptions apply - see page 138).
- Weight capacity for this series is 300 lbs.

CHAIR ADJUSTMENTS

- Center tilt with upright position tilt lock.
- Tilt tension adjustment.
- Pneumatic seat height adjustment.

OPTIONAL FEATURES

- Hard surface flooring casters (**C65R**) can be purchased separately. Add \$96/set.

DESCRIPTION

MODEL# / FEATURES



Medium Mesh Back Tilter

Unit weight: 26 LB | 11.8 KG
 Carton weight: 31 LB | 14.06 KG
 Carton volume: 4.6 FT³ | 0.13 MT³

OTG13020
 List price

442

Ergonomic features:
 A, B, C, M, N, S

OVERALL DIMENSIONS			SEAT DIMENSIONS			BACK DIMENSIONS	
W	D	H	W	D	H	W	H
IN 23.5	25	40.5	20.5	18	17-21	18.5	21
MM 597	635	1029	521	457	432-533	470	533

RTA 8



1 per carton



ANNAPOLIS



model MVL2732

STANDARD FEATURES





- Simple function, great price.
- Canadian made.
- Durable nylon arms are standard.
- Dual wheel carpet casters (C65) are standard.
- MVL2732 and MVL2732-9 seating surfaces can be upholstered in Luxhide bonded leather, in various colours (see page 134).
- MVL2733 and MVL2733-9 can be upholstered in all Global grade 1 seating textiles (see page 134).
- Compliant with the emissions guidelines set by the GREENGUARD Environmental Institute.
- Limited Warranty (5-year exceptions apply - see page 138).
- Weight capacity for this series is 300 lbs.

CHAIR ADJUSTMENTS

- Tilter mechanism with upright tilt lock.
- Tilt tension adjustment.
- Pneumatic seat height adjustment.

OPTIONAL FEATURES

- For hard surface flooring casters, please specify (C65R). Add \$21/set.

DESCRIPTION	MODEL# / FEATURES																																				
 <p>High Back Tilter - Assembled Unit weight: 36 LB 16.4 KG Carton weight: 40 LB 18.14 KG Carton volume: 11.75 FT³ 0.33 MT³</p>	<p>List price</p> <p>MVL2732 409 Luxhide bonded leather</p>																																				
	<table border="1"> <thead> <tr> <th rowspan="2"></th> <th colspan="3">OVERALL DIMENSIONS</th> <th colspan="3">SEAT DIMENSIONS</th> <th colspan="2">BACK DIMENSIONS</th> </tr> <tr> <th>W</th> <th>D</th> <th>H</th> <th>W</th> <th>D</th> <th>H</th> <th>W</th> <th>H</th> </tr> </thead> <tbody> <tr> <td>IN</td> <td>25.5</td> <td>28</td> <td>43</td> <td>20.5</td> <td>19.5</td> <td>16-20</td> <td>20.5</td> <td>24</td> </tr> <tr> <td>MM</td> <td>648</td> <td>711</td> <td>1092</td> <td>521</td> <td>495</td> <td>406-508</td> <td>521</td> <td>610</td> </tr> </tbody> </table>		OVERALL DIMENSIONS			SEAT DIMENSIONS			BACK DIMENSIONS		W	D	H	W	D	H	W	H	IN	25.5	28	43	20.5	19.5	16-20	20.5	24	MM	648	711	1092	521	495	406-508	521	610	
			OVERALL DIMENSIONS			SEAT DIMENSIONS			BACK DIMENSIONS																												
		W	D	H	W	D	H	W	H																												
IN	25.5	28	43	20.5	19.5	16-20	20.5	24																													
MM	648	711	1092	521	495	406-508	521	610																													
<p>Ergonomic features: A, B, C, M, N, S</p> <p>RTA 1 1 per carton</p> <p>CANADA GREENGUARD</p>																																					
	<p>List price</p> <p>MVL2732-9 409 Luxhide bonded leather</p>																																				
 <p>High Back Tilter - Condensed Packaging Unit weight: 36 LB 16.4 KG Carton weight: 40 LB 18.14 KG Carton volume: 6 FT³ 0.16 MT³</p>	<p>Ergonomic features: A, B, C, M, N, S</p> <p>RTA 8 courier 1 per carton</p> <p>CANADA GREENGUARD</p>																																				
	 <p>High Back Tilter - Assembled Unit weight: 36 LB 16.4 KG Carton weight: 40 LB 18.14 KG Carton volume: 11.75 FT³ 0.33 MT³</p>	<p>List price</p> <p>MVL2733 409 Fabric</p>																																			
		<table border="1"> <thead> <tr> <th rowspan="2"></th> <th colspan="3">OVERALL DIMENSIONS</th> <th colspan="3">SEAT DIMENSIONS</th> <th colspan="2">BACK DIMENSIONS</th> </tr> <tr> <th>W</th> <th>D</th> <th>H</th> <th>W</th> <th>D</th> <th>H</th> <th>W</th> <th>H</th> </tr> </thead> <tbody> <tr> <td>IN</td> <td>25.5</td> <td>28</td> <td>43</td> <td>20.5</td> <td>19.5</td> <td>16-20</td> <td>20.5</td> <td>24</td> </tr> <tr> <td>MM</td> <td>648</td> <td>711</td> <td>1092</td> <td>521</td> <td>495</td> <td>406-508</td> <td>521</td> <td>610</td> </tr> </tbody> </table>		OVERALL DIMENSIONS			SEAT DIMENSIONS			BACK DIMENSIONS		W	D	H	W	D	H	W	H	IN	25.5	28	43	20.5	19.5	16-20	20.5	24	MM	648	711	1092	521	495	406-508	521	610
				OVERALL DIMENSIONS			SEAT DIMENSIONS			BACK DIMENSIONS																											
W			D	H	W	D	H	W	H																												
IN	25.5	28	43	20.5	19.5	16-20	20.5	24																													
MM	648	711	1092	521	495	406-508	521	610																													
<p>Ergonomic features: A, B, C, M, N, S</p> <p>RTA 1 1 per carton</p> <p>CANADA GREENGUARD</p>																																					
	<p>List price</p> <p>MVL2733-9 409 Fabric</p>																																				
 <p>High Back Tilter - Condensed Packaging Unit weight: 36 LB 16.4 KG Carton weight: 40 LB 18.14 KG Carton volume: 6 FT³ 0.16 MT³</p>	<p>Ergonomic features: A, B, C, M, N, S</p> <p>RTA 8 courier 1 per carton</p> <p>CANADA GREENGUARD</p>																																				

ARLO



model MVL13085
shown with standard Black base and nylon glides



model MVL13086
shown with optional aluminum base, Chrome finished cylinder and casters

STANDARD FEATURES

- A contemporary lounge swivel seating series with a contoured back to provide optimal comfort.
- Two mechanisms available: task or tilter.
- Standard with Black 5-prong, injection molded, fiberglass reinforced nylon base with nylon glides.
- Can be upholstered in Luxhide bonded leather, in various colours or in all Global grade 1 seating textiles (see page 134).
- Compliant with the emissions guidelines set by the GREENGUARD Environmental Institute.
- Limited Warranty (5-year exceptions apply - see page 138).
- Weight capacity for this series is 300 lbs.

CHAIR ADJUSTMENTS





















- **Swivel task chair**
 - Pneumatic seat height adjustment.
 - 360° degree swivel.
- **Swivel tilter chair**
 - Center tilt with upright position tilt lock.
 - Pneumatic seat height adjustment.
 - 360° degree swivel.

OPTIONAL FEATURES

- For carpet casters, please specify **(C1)**.
- For hard surface flooring casters, please specify **(C1R)**. Add \$21/set.
- For optional polished aluminum base with Chrome finished cylinder, please specify **(ALU)**. Add \$131.

ALTERNATE TEXTILE OPTIONS

- Graded-in textiles are available. No minimum quantities. Contact Customer Service for pricing.

DESCRIPTION	MODEL# / FEATURES																																				
 <p>Swivel Lounge Task Chair Unit weight: 32.5 LB 14.8 KG Carton weight: 43 LB 19.5 KG Carton volume: 19.5 FT³ 0.55 MT³</p>	List price																																				
	MVL13085	995																																			
	<table border="1"> <thead> <tr> <th rowspan="2"></th> <th colspan="3">OVERALL DIMENSIONS</th> <th colspan="3">SEAT DIMENSIONS</th> <th colspan="2">BACK DIMENSIONS</th> </tr> <tr> <th>W</th> <th>D</th> <th>H</th> <th>W</th> <th>D</th> <th>H</th> <th>W</th> <th>H</th> </tr> </thead> <tbody> <tr> <td>IN</td> <td>25.5</td> <td>28</td> <td>37.37</td> <td>18</td> <td>18</td> <td>17-22.25</td> <td>20.5</td> <td>18.75</td> </tr> <tr> <td>MM</td> <td>648</td> <td>711</td> <td>949</td> <td>457</td> <td>457</td> <td>432-565</td> <td>521</td> <td>476</td> </tr> </tbody> </table>			OVERALL DIMENSIONS			SEAT DIMENSIONS			BACK DIMENSIONS		W	D	H	W	D	H	W	H	IN	25.5	28	37.37	18	18	17-22.25	20.5	18.75	MM	648	711	949	457	457	432-565	521	476
		OVERALL DIMENSIONS			SEAT DIMENSIONS			BACK DIMENSIONS																													
W		D	H	W	D	H	W	H																													
IN	25.5	28	37.37	18	18	17-22.25	20.5	18.75																													
MM	648	711	949	457	457	432-565	521	476																													
Ergonomic features: C, M, N, U <table border="0"> <tr> <td></td> <td>1 per carton</td> <td></td> <td></td> </tr> </table>			1 per carton																																		
	1 per carton																																				
 <p>Swivel Lounge Tilter Chair Unit weight: 34 LB 15.5 KG Carton weight: 46 LB 20.87 KG Carton volume: 19.5 FT³ 0.55 MT³</p>	List price																																				
	MVL13086	1095																																			
	<table border="1"> <thead> <tr> <th rowspan="2"></th> <th colspan="3">OVERALL DIMENSIONS</th> <th colspan="3">SEAT DIMENSIONS</th> <th colspan="2">BACK DIMENSIONS</th> </tr> <tr> <th>W</th> <th>D</th> <th>H</th> <th>W</th> <th>D</th> <th>H</th> <th>W</th> <th>H</th> </tr> </thead> <tbody> <tr> <td>IN</td> <td>25.5</td> <td>27</td> <td>38.87</td> <td>18</td> <td>18</td> <td>17.5</td> <td>20.5</td> <td>18.75</td> </tr> <tr> <td>MM</td> <td>648</td> <td>686</td> <td>987</td> <td>457</td> <td>457</td> <td>445</td> <td>521</td> <td>476</td> </tr> </tbody> </table>			OVERALL DIMENSIONS			SEAT DIMENSIONS			BACK DIMENSIONS		W	D	H	W	D	H	W	H	IN	25.5	27	38.87	18	18	17.5	20.5	18.75	MM	648	686	987	457	457	445	521	476
		OVERALL DIMENSIONS			SEAT DIMENSIONS			BACK DIMENSIONS																													
W		D	H	W	D	H	W	H																													
IN	25.5	27	38.87	18	18	17.5	20.5	18.75																													
MM	648	686	987	457	457	445	521	476																													
Ergonomic features: B, C, M, N, S, U <table border="0"> <tr> <td></td> <td>1 per carton</td> <td></td> <td></td> </tr> </table>			1 per carton																																		
	1 per carton																																				

ASHMONT



model MVL2780



model MVL2782

STANDARD FEATURES

- Canadian made.
- Soft deep cushions on seat and back offer plush comfort.
- Management chairs: Height adjustable T-arms with durable self-skinned urethane (SSU) armcaps.
- Guest chairs: Upholstered armcaps, oval steel tube frame and sled base.
- Dual wheel carpet casters (C65) are standard (except guest chairs).
- Seating surfaces can be upholstered in Luxhide bonded leather, in various colours or in all Global grade 1 seating textiles (see page 134).
- Compliant with the emissions guidelines set by the GREENGUARD Environmental Institute.
- Limited Warranty (5-year exceptions apply - see page 138).
- Weight capacity for this series is 300 lbs.

MANAGEMENT CHAIR ADJUSTMENTS

- Center tilt with upright position tilt lock.
- Tilt tension adjustment.
- Pneumatic seat height adjustment.

OPTIONAL FEATURES

- For hard surface flooring casters, please specify (C65R). Add \$21/set.

DESCRIPTION MODEL# / FEATURES



HB Management Tilter w/Height Adjustable Arms

Unit weight: 50 LB | 22.7 KG
 Carton weight: 55 LB | 24.95 KG
 Carton volume: 10.5 FT³ | 0.29 MT³

MODEL# / FEATURES		List price					
MVL2780	Luxhide bonded leather or fabric	791					
OVERALL DIMENSIONS		SEAT DIMENSIONS			BACK DIMENSIONS		
W	D	H	W	D	H	W	H
IN 27	28	42	21	18	16-21	21	25
MM 686	711	1067	533	457	406-533	533	635
Ergonomic features:		RTA 8		courier		1 per carton	
A, B, C, H, M, N, S							



MB Management Tilter w/Height Adjustable Arms

Unit weight: 47 LB | 21.4 KG
 Carton weight: 52 LB | 23.59 KG
 Carton volume: 10.5 FT³ | 0.29 MT³

MODEL# / FEATURES		List price					
MVL2781	Luxhide bonded leather or fabric	750					
OVERALL DIMENSIONS		SEAT DIMENSIONS			BACK DIMENSIONS		
W	D	H	W	D	H	W	H
IN 27	28	39	21	18	16-21	21	22
MM 686	711	991	533	457	406-533	533	559
Ergonomic features:		RTA 8		courier		1 per carton	
A, B, C, H, M, N, S							



MB Guest Chair - Sled Base

Unit weight: 33 LB | 15 KG
 Carton weight: 38 LB | 17.24 KG
 Carton volume: 8.5 FT³ | 0.24 MT³

MODEL# / FEATURES		List price					
MVL2782	Luxhide bonded leather or fabric	564					
OVERALL DIMENSIONS		SEAT DIMENSIONS			BACK DIMENSIONS		
W	D	H	W	D	H	W	H
IN 24.5	25.5	36.5	21	18	17	21	18
MM 622	648	927	533	457	432	533	457
Ergonomic features:		RTA 8		courier		1 per carton	
M, N							

ASHTON



model OTG11858B

STANDARD FEATURES


- High back management and boardroom chair.
- Unique seat suspension and segmented cushions offer a very plush feel.
- Chrome arms with upholstered armrests.
- Chrome base.
- Dual wheel carpet casters (C65) are standard.
- Seating surfaces are upholstered in Black Luxhide bonded leather.
- Compliant with the emissions guidelines set by the GREENGUARD Environmental Institute.
- Limited Warranty (2-year exceptions apply - see page 138).
- Weight capacity for this series is 300 lbs.

CHAIR ADJUSTMENTS

- Center tilt with upright position tilt lock.
- Tilt tension adjustment.
- Pneumatic seat height adjustment.

OPTIONAL FEATURES

- Hard surface flooring casters (**C65R**) can be purchased separately. Add \$96/set.

DESCRIPTION	MODEL# / FEATURES																																		
	 <p>High Back Tilter Unit weight: 44.83 LB 20.33 KG Carton weight: 44.83 LB 20.33 KG Carton volume: 5.76 FT³ 0.16 MT³</p>	<p>OTG11858B</p> <p>Ergonomic features: A, B, C, M, N, S</p>	List price 631																																
<table border="1"> <thead> <tr> <th rowspan="2"></th> <th colspan="3">OVERALL DIMENSIONS</th> <th colspan="3">SEAT DIMENSIONS</th> <th colspan="2">BACK DIMENSIONS</th> </tr> <tr> <th>W</th> <th>D</th> <th>H</th> <th>W</th> <th>D</th> <th>H</th> <th>W</th> <th>H</th> </tr> </thead> <tbody> <tr> <td>IN</td> <td>26</td> <td>25.5</td> <td>44.5</td> <td>21</td> <td>18</td> <td>18.5-22</td> <td>19.5</td> <td>24</td> </tr> <tr> <td>MM</td> <td>660</td> <td>648</td> <td>1130</td> <td>533</td> <td>457</td> <td>470-559</td> <td>495</td> <td>610</td> </tr> </tbody> </table>				OVERALL DIMENSIONS			SEAT DIMENSIONS			BACK DIMENSIONS		W	D	H	W	D	H	W	H	IN	26	25.5	44.5	21	18	18.5-22	19.5	24	MM	660	648	1130	533	457	470-559
	OVERALL DIMENSIONS			SEAT DIMENSIONS			BACK DIMENSIONS																												
	W	D	H	W	D	H	W	H																											
IN	26	25.5	44.5	21	18	18.5-22	19.5	24																											
MM	660	648	1130	533	457	470-559	495	610																											



1 per carton



AVRO



model MVL3101



model MVL3123



model MVL3114



model MVL3107

Avro 350 Heavy Duty Chair



For Avro 350 heavy duty chair, see page 21.

STANDARD FEATURES

- Avro features improved ergonomics, custom support and a streamlined profile – the perfect balance between functionality and style.
- Ergonomic seating, Canadian made.
- Available with five different mechanism options: synchro-tilter, multi-tilter, tilter, task and weight sensing synchro-tilter. Height adjustable chairs available with task mechanism only.
- Standard with height adjustable arms with durable self-skinned urethane (SSU) armcaps (except armless models).
- Dual wheel carpet casters (C1) are standard on all models.
- Mesh back and mesh seat models can only be upholstered in Black mesh (MS69).
- Mesh back and upholstered seat models: Mesh back is available in Black (MS69), Natural (MS74) and Stone (MS71).
- Seats can be upholstered in Luxhide bonded leather (various colours) or in all Global grade 1 seating textiles (see page 134).
- Compliant with the emissions guidelines set by the GREENGUARD Environmental Institute.
- Limited Warranty (5-year exceptions apply - see page 138).
- Weight capacity for this series is 300 lbs.

OPTIONAL FEATURES

- For hard surface flooring casters, please specify (C9R). Add \$21/set.
- For optional polished aluminum base, please specify (ALU). Add \$131.
- For optional height and width adjustable T-arms with sliding, articulating armcaps, please specify (G1). Add \$72.

ALTERNATE TEXTILE OPTIONS

- Graded-in textiles are available. No minimum quantities. Contact Customer Service for pricing.

CHAIR ADJUSTMENTS

- **Synchro-tilter chairs**
 - Synchro tilt with multi position tilt lock.
 - Tilt tension adjustment.
 - Height and depth adjustable lumbar support.
 - Pneumatic seat height adjustment.
- **Multi-tilter chairs**
 - Infinite position tilt lock.
 - Tilt tension adjustment.
 - Independent back and seat angle adjustment.
 - Side activated sliding seat depth adjustment.
 - Height and depth adjustable lumbar support.
 - Pneumatic seat height adjustment.
- **Tilter chairs**
 - Center tilt with upright position tilt lock.
 - Tilt tension adjustment.
 - Height and depth adjustable lumbar support.
 - Pneumatic seat height adjustment.
- **Task chairs**
 - Manual bolt seat depth adjustment.
 - Height and depth adjustable lumbar support.
 - Pneumatic seat height adjustment.
- **Weight sensing synchro-tilter chairs**
 - Synchro tilt with multi position tilt lock.
 - Automatic tilt tension adjustment.
 - Side activated sliding seat depth adjustment.
 - Height and depth adjustable lumbar support.
 - Pneumatic seat height adjustment.
- **Height adjustable chairs**
 - Task mechanism.
 - Height and depth adjustable lumbar support.
 - Pneumatic seat height adjustment.
 - Height adjustable Chrome footrest.

DESCRIPTION MODEL# / FEATURES



Synchro-Tilter, Mesh Back and Uph Seat

Unit weight: 42 LB | 19.1 KG
 Carton weight: 51 LB | 23.13 KG
 Carton volume: 10.5 FT³ | 0.29 MT³

MVL3101
 Luxhide bonded leather or fabric

List price

811

Ergonomic features:
 A, B, C, D, H, L, M, N, V



1 per carton



OVERALL DIMENSIONS

	W	D	H
IN	26	27	38.5
MM	660	686	978

SEAT DIMENSIONS

	W	D	H
IN	20	18.5	16.5-21.5
MM	508	470	419-546

BACK DIMENSIONS

	W	H
IN	19.5	20
MM	495	508



Multi-Tilter, Mesh Back and Uph Seat

Unit weight: 47 LB | 21.4 KG
 Carton weight: 56 LB | 25.4 KG
 Carton volume: 10.5 FT³ | 0.29 MT³

MVL3103
 Luxhide bonded leather or fabric

List price

875

Ergonomic features:
 A, B, C, D, E, F, G, H, M, N, S, V



1 per carton



OVERALL DIMENSIONS





















	W	D	H
IN	26	27	39.5
MM	660	686	1003

SEAT DIMENSIONS

	W	D	H
IN	20	17.5-20.5	17.5-22.5
MM	508	445-521	445-572

BACK DIMENSIONS

	W	H
IN	19.5	20
MM	495	508

DESCRIPTION	MODEL# / FEATURES																																			
 <p>Tilter, Mesh Back and Uph Seat Unit weight: 36 LB 16.4 KG Carton weight: 45 LB 20.41 KG Carton volume: 10.5 FT³ 0.29 MT³</p>	List price MVL3104 Luxhide bonded leather or fabric 780																																			
	<table border="1"> <thead> <tr> <th rowspan="2"></th> <th colspan="3">OVERALL DIMENSIONS</th> <th colspan="3">SEAT DIMENSIONS</th> <th colspan="2">BACK DIMENSIONS</th> </tr> <tr> <th>W</th> <th>D</th> <th>H</th> <th>W</th> <th>D</th> <th>H</th> <th>W</th> <th>H</th> </tr> </thead> <tbody> <tr> <td>IN</td> <td>26</td> <td>27</td> <td>38</td> <td>20</td> <td>18.5</td> <td>16-21</td> <td>19.5</td> <td>20</td> </tr> <tr> <td>MM</td> <td>660</td> <td>686</td> <td>965</td> <td>508</td> <td>470</td> <td>406-533</td> <td>495</td> <td>508</td> </tr> </tbody> </table>		OVERALL DIMENSIONS			SEAT DIMENSIONS			BACK DIMENSIONS		W	D	H	W	D	H	W	H	IN	26	27	38	20	18.5	16-21	19.5	20	MM	660	686	965	508	470	406-533	495	508
			OVERALL DIMENSIONS			SEAT DIMENSIONS			BACK DIMENSIONS																											
		W	D	H	W	D	H	W	H																											
	IN	26	27	38	20	18.5	16-21	19.5	20																											
MM	660	686	965	508	470	406-533	495	508																												
Ergonomic features: A, B, C, D, H, M, N, S, V RTA 2  1 per carton  																																				
 <p>Task, Mesh Back and Uph Seat Unit weight: 31 LB 14.1 KG Carton weight: 40 LB 18.14 KG Carton volume: 10.5 FT³ 0.29 MT³</p>	List price MVL3106 Luxhide bonded leather or fabric 724																																			
	<table border="1"> <thead> <tr> <th rowspan="2"></th> <th colspan="3">OVERALL DIMENSIONS</th> <th colspan="3">SEAT DIMENSIONS</th> <th colspan="2">BACK DIMENSIONS</th> </tr> <tr> <th>W</th> <th>D</th> <th>H</th> <th>W</th> <th>D</th> <th>H</th> <th>W</th> <th>H</th> </tr> </thead> <tbody> <tr> <td>IN</td> <td>26</td> <td>27</td> <td>38</td> <td>20</td> <td>18.5</td> <td>16-21</td> <td>19.5</td> <td>20</td> </tr> <tr> <td>MM</td> <td>660</td> <td>686</td> <td>965</td> <td>508</td> <td>470</td> <td>406-533</td> <td>495</td> <td>508</td> </tr> </tbody> </table>		OVERALL DIMENSIONS			SEAT DIMENSIONS			BACK DIMENSIONS		W	D	H	W	D	H	W	H	IN	26	27	38	20	18.5	16-21	19.5	20	MM	660	686	965	508	470	406-533	495	508
			OVERALL DIMENSIONS			SEAT DIMENSIONS			BACK DIMENSIONS																											
		W	D	H	W	D	H	W	H																											
	IN	26	27	38	20	18.5	16-21	19.5	20																											
MM	660	686	965	508	470	406-533	495	508																												
Ergonomic features: C, D, E, H, M, N, V RTA 2  1 per carton  																																				
 <p>Armless Height Adjustable Chair, Mesh Back and Uph Seat Unit weight: 30 LB 13.6 KG Carton weight: 39 LB 17.69 KG Carton volume: 10.5 FT³ 0.29 MT³</p>	List price MVL3107 Luxhide bonded leather or fabric 844																																			
	<table border="1"> <thead> <tr> <th rowspan="2"></th> <th colspan="3">OVERALL DIMENSIONS</th> <th colspan="3">SEAT DIMENSIONS</th> <th colspan="2">BACK DIMENSIONS</th> </tr> <tr> <th>W</th> <th>D</th> <th>H</th> <th>W</th> <th>D</th> <th>H</th> <th>W</th> <th>H</th> </tr> </thead> <tbody> <tr> <td>IN</td> <td>20</td> <td>27</td> <td>48</td> <td>20</td> <td>18.5</td> <td>23-33</td> <td>19.5</td> <td>20</td> </tr> <tr> <td>MM</td> <td>508</td> <td>686</td> <td>1219</td> <td>508</td> <td>470</td> <td>584-838</td> <td>495</td> <td>508</td> </tr> </tbody> </table>		OVERALL DIMENSIONS			SEAT DIMENSIONS			BACK DIMENSIONS		W	D	H	W	D	H	W	H	IN	20	27	48	20	18.5	23-33	19.5	20	MM	508	686	1219	508	470	584-838	495	508
			OVERALL DIMENSIONS			SEAT DIMENSIONS			BACK DIMENSIONS																											
		W	D	H	W	D	H	W	H																											
	IN	20	27	48	20	18.5	23-33	19.5	20																											
MM	508	686	1219	508	470	584-838	495	508																												
Ergonomic features: C, D, M, N, V RTA 2  1 per carton  																																				
 <p>Weight Sensing Synchro-Tilter, Mesh Back and Uph Seat Unit weight: 42 LB 19.1 KG Carton weight: 51 LB 23.13 KG Carton volume: 10.5 FT³ 0.29 MT³</p>	List price MVL3108 Luxhide bonded leather or fabric 957																																			
	<table border="1"> <thead> <tr> <th rowspan="2"></th> <th colspan="3">OVERALL DIMENSIONS</th> <th colspan="3">SEAT DIMENSIONS</th> <th colspan="2">BACK DIMENSIONS</th> </tr> <tr> <th>W</th> <th>D</th> <th>H</th> <th>W</th> <th>D</th> <th>H</th> <th>W</th> <th>H</th> </tr> </thead> <tbody> <tr> <td>IN</td> <td>26</td> <td>27</td> <td>39</td> <td>20</td> <td>17.5-20.5</td> <td>16.5-21.5</td> <td>19.5</td> <td>20</td> </tr> <tr> <td>MM</td> <td>660</td> <td>686</td> <td>991</td> <td>508</td> <td>445-521</td> <td>419-546</td> <td>495</td> <td>508</td> </tr> </tbody> </table>		OVERALL DIMENSIONS			SEAT DIMENSIONS			BACK DIMENSIONS		W	D	H	W	D	H	W	H	IN	26	27	39	20	17.5-20.5	16.5-21.5	19.5	20	MM	660	686	991	508	445-521	419-546	495	508
			OVERALL DIMENSIONS			SEAT DIMENSIONS			BACK DIMENSIONS																											
		W	D	H	W	D	H	W	H																											
	IN	26	27	39	20	17.5-20.5	16.5-21.5	19.5	20																											
MM	660	686	991	508	445-521	419-546	495	508																												
Ergonomic features: A, B, C, D, E, H, L, M, N, V RTA 2  1 per carton  																																				
 <p>Height Adjustable Chair w/Arms, Mesh Back and Uph Seat Unit weight: 36 LB 16.4 KG Carton weight: 45 LB 20.41 KG Carton volume: 10.5 FT³ 0.29 MT³</p>	List price MVL3109 Luxhide bonded leather or fabric 924																																			
	<table border="1"> <thead> <tr> <th rowspan="2"></th> <th colspan="3">OVERALL DIMENSIONS</th> <th colspan="3">SEAT DIMENSIONS</th> <th colspan="2">BACK DIMENSIONS</th> </tr> <tr> <th>W</th> <th>D</th> <th>H</th> <th>W</th> <th>D</th> <th>H</th> <th>W</th> <th>H</th> </tr> </thead> <tbody> <tr> <td>IN</td> <td>26</td> <td>27</td> <td>48</td> <td>20</td> <td>18.5</td> <td>23-33</td> <td>19.5</td> <td>20</td> </tr> <tr> <td>MM</td> <td>660</td> <td>686</td> <td>1219</td> <td>508</td> <td>470</td> <td>584-838</td> <td>495</td> <td>508</td> </tr> </tbody> </table>		OVERALL DIMENSIONS			SEAT DIMENSIONS			BACK DIMENSIONS		W	D	H	W	D	H	W	H	IN	26	27	48	20	18.5	23-33	19.5	20	MM	660	686	1219	508	470	584-838	495	508
			OVERALL DIMENSIONS			SEAT DIMENSIONS			BACK DIMENSIONS																											
		W	D	H	W	D	H	W	H																											
	IN	26	27	48	20	18.5	23-33	19.5	20																											
MM	660	686	1219	508	470	584-838	495	508																												
Ergonomic features: C, D, H, M, N, V RTA 2  1 per carton  																																				

DESCRIPTION MODEL# / FEATURES



Synchro-Tilter, Uph Back and Seat
 Unit weight: 43 LB | 19.5 KG
 Carton weight: 52 LB | 23.59 KG
 Carton volume: 10.5 FT³ | 0.29 MT³

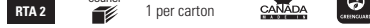
List price

MVL3111
 Luxhide bonded leather or fabric

904

	OVERALL DIMENSIONS			SEAT DIMENSIONS			BACK DIMENSIONS	
	W	D	H	W	D	H	W	H
IN	26	27	38.5	20	18.5	16.5-21.5	19.5	20
MM	660	686	978	508	470	419-546	495	508

Ergonomic features:
 A, B, C, D, H, L, M, N, V



Multi-Tilter, Uph Back and Seat
 Unit weight: 48 LB | 21.8 KG
 Carton weight: 57 LB | 25.85 KG
 Carton volume: 10.5 FT³ | 0.29 MT³

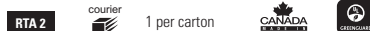
List price

MVL3113
 Luxhide bonded leather or fabric

969

	OVERALL DIMENSIONS			SEAT DIMENSIONS			BACK DIMENSIONS	
	W	D	H	W	D	H	W	H
IN	26	27	39.5	20	17.5-20.5	17.5-22.5	19.5	20
MM	660	686	1003	508	445-521	445-572	495	508

Ergonomic features:
 A, B, C, D, E, F, G, H, M, N, S, V



Tilter, Uph Back and Seat
 Unit weight: 37 LB | 16.8 KG
 Carton weight: 46 LB | 20.87 KG
 Carton volume: 10.5 FT³ | 0.29 MT³

List price

MVL3114
 Luxhide bonded leather or fabric

875

	OVERALL DIMENSIONS			SEAT DIMENSIONS			BACK DIMENSIONS	
	W	D	H	W	D	H	W	H
IN	26	27	38	20	18.5	16-21	19.5	20
MM	660	686	965	508	470	406-533	495	508

Ergonomic features:
 A, B, C, D, H, M, N, S, V



Task, Uph Back and Seat
 Unit weight: 32 LB | 14.5 KG
 Carton weight: 41 LB | 18.6 KG
 Carton volume: 10.5 FT³ | 0.29 MT³

List price

MVL3116
 Luxhide bonded leather or fabric

817

	OVERALL DIMENSIONS			SEAT DIMENSIONS			BACK DIMENSIONS	
	W	D	H	W	D	H	W	H
IN	26	27	38	20	18.5	16-21	19.5	20
MM	660	686	965	508	470	406-533	495	508

Ergonomic features:
 C, D, E, H, M, N, V



Armless Height Adjustable Chair, Uph Back and Seat
 Unit weight: 31 LB | 14.1 KG
 Carton weight: 40 LB | 18.14 KG
 Carton volume: 10.5 FT³ | 0.29 MT³

List price

MVL3117
 Luxhide bonded leather or fabric

938

	OVERALL DIMENSIONS			SEAT DIMENSIONS			BACK DIMENSIONS	
	W	D	H	W	D	H	W	H
IN	20	27	48	20	18.5	23-33	19.5	20
MM	508	686	1219	508	470	584-838	495	508

Ergonomic features:
 C, D, M, N, V



DESCRIPTION MODEL# / FEATURES



Weight Sensing Synchro-Tilter, Uph Back and Seat
 Unit weight: 43 LB | 19.5 KG
 Carton weight: 52 LB | 23.59 KG
 Carton volume: 10.5 FT³ | 0.29 MT³

List price								
MVL3118 Luxhide bonded leather or fabric								
1049								
OVERALL DIMENSIONS			SEAT DIMENSIONS			BACK DIMENSIONS		
W	D	H	W	D	H	W	H	
IN 26	27	39	20	17.5-20.5	16.5-21.5	19.5	20	
MM 660	686	991	508	445-521	419-546	495	508	
Ergonomic features: A, B, C, D, E, H, L, M, N, V								
RTA 2			courier			1 per carton		
			CANADA			certified		



Height Adjustable Chair w/Arms, Uph Back and Seat
 Unit weight: 37 LB | 16.8 KG
 Carton weight: 46 LB | 20.87 KG
 Carton volume: 10.5 FT³ | 0.29 MT³

List price								
MVL3119 Luxhide bonded leather or fabric								
1020								
OVERALL DIMENSIONS			SEAT DIMENSIONS			BACK DIMENSIONS		
W	D	H	W	D	H	W	H	
IN 26	27	48	20	18.5	23-33	19.5	20	
MM 660	686	1219	508	470	584-838	495	508	
Ergonomic features: C, D, H, M, N, V								
RTA 2			courier			1 per carton		
			CANADA			certified		



Synchro-Tilter, Mesh Back and Seat
 Unit weight: 43 LB | 19.5 KG
 Carton weight: 52 LB | 23.59 KG
 Carton volume: 10.5 FT³ | 0.29 MT³

List price								
MVL3121 Black mesh								
866								
OVERALL DIMENSIONS			SEAT DIMENSIONS			BACK DIMENSIONS		
W	D	H	W	D	H	W	H	
IN 26	27	38.5	20	18.5	16.5-21.5	19.5	20	
MM 660	686	978	508	470	419-546	495	508	
Ergonomic features: A, B, C, D, H, L, M, V								
RTA 2			courier			1 per carton		
			ENGINEERED TESTER ASSEMBLED CINCO TESTE MONTE			certified		



Multi-Tilter, Mesh Back and Seat
 Unit weight: 48 LB | 21.8 KG
 Carton weight: 57 LB | 25.85 KG
 Carton volume: 10.5 FT³ | 0.29 MT³

List price								
MVL3123 Black mesh								
930								
OVERALL DIMENSIONS			SEAT DIMENSIONS			BACK DIMENSIONS		
W	D	H	W	D	H	W	H	
IN 26	27	39.5	20	17.5-20.5	17.5-22.5	19.5	20	
MM 660	686	1003	508	445-521	445-572	495	508	
Ergonomic features: A, B, C, D, E, F, G, H, M, S, V								
RTA 2			courier			1 per carton		
			ENGINEERED TESTER ASSEMBLED CINCO TESTE MONTE			certified		



Tilter, Mesh Back and Seat
 Unit weight: 37 LB | 16.8 KG
 Carton weight: 46 LB | 20.87 KG
 Carton volume: 10.5 FT³ | 0.29 MT³

List price								
MVL3124 Black mesh								
835								
OVERALL DIMENSIONS			SEAT DIMENSIONS			BACK DIMENSIONS		
W	D	H	W	D	H	W	H	
IN 26	27	38	20	18.5	16-21	19.5	20	
MM 660	686	965	508	470	406-533	495	508	
Ergonomic features: A, B, C, D, H, M, S, V								
RTA 2			courier			1 per carton		
			ENGINEERED TESTER ASSEMBLED CINCO TESTE MONTE			certified		

DESCRIPTION

MODEL# / FEATURES



Task, Mesh Back and Seat

Unit weight: 32 LB | 14.5 KG
 Carton weight: 41 LB | 18.6 KG
 Carton volume: 10.5 FT³ | 0.29 MT³

MVL3126
 Black mesh

List price

779

	OVERALL DIMENSIONS			SEAT DIMENSIONS			BACK DIMENSIONS	
	W	D	H	W	D	H	W	H
IN	26	27	38	20	18.5	16-21	19.5	20
MM	660	686	965	508	470	406-533	495	508

Ergonomic features:
 C, D, E, H, M, V



1 per carton



Armless Height Adjustable Chair, Mesh Back and Seat

Unit weight: 31 LB | 14.1 KG
 Carton weight: 40 LB | 18.1 KG
 Carton volume: 10.5 FT³ | 0.29 MT³

MVL3127
 Black mesh

List price

899

	OVERALL DIMENSIONS			SEAT DIMENSIONS			BACK DIMENSIONS	
	W	D	H	W	D	H	W	H
IN	20	27	48	20	18.5	23-33	19.5	20
MM	508	686	1219	508	470	584-838	495	508

Ergonomic features:
 C, D, M, V



1 per carton



Weight Sensing Synchro-Tilter, Mesh Back and Seat

Unit weight: 43 LB | 19.5 KG
 Carton weight: 52 LB | 23.59 KG
 Carton volume: 10.5 FT³ | 0.29 MT³

MVL3128
 Black mesh

List price

1012

	OVERALL DIMENSIONS			SEAT DIMENSIONS			BACK DIMENSIONS	
	W	D	H	W	D	H	W	H
IN	26	27	39	20	17.5-20.5	16.5-21.5	19.5	20
MM	660	686	991	508	445-521	419-546	495	508

Ergonomic features:
 A, B, C, D, E, H, L, M, V



1 per carton



Height Adjustable Chair w/Arms, Mesh Back and Seat

Unit weight: 37 LB | 16.8 KG
 Carton weight: 46 LB | 20.87 KG
 Carton volume: 10.5 FT³ | 0.29 MT³

MVL3129
 Black mesh

List price

979

	OVERALL DIMENSIONS			SEAT DIMENSIONS			BACK DIMENSIONS	
	W	D	H	W	D	H	W	H
IN	26	27	48	20	18.5	23-33	19.5	20
MM	660	686	1219	508	470	584-838	495	508

Ergonomic features:
 C, D, H, M, V



1 per carton



AVRO 350



model MVL11716

STANDARD FEATURES

- Canadian made seating specifically intended for users of above average height and/or weight.
- High comfort seat made from Ultracell high density, high resilient foam.
- Breathable mesh back.
- Standard with height and width adjustable arms with sliding, rotating and lockable armcaps.
- Width adjustable arm extensions are standard and allow the arms to move away from the seat by 2" on each side for additional space.
- Black frame with a Black heavy duty 5-prong, injection molded fiberglass reinforced nylon base.
- Dual wheel carpet casters (C65) are standard.
- Mesh back is available in Black (MS69), Natural (MS74) and Stone (MS71).
- Seat can be upholstered in Luxhide bonded leather (various colours) or in all Global grade 1 seating textiles (see page 134).
- Limited Warranty (5-year exceptions apply - see page 138).
- Textile or upholstery material on these products must exceed 100,000 double rubs for the textile portion of the warranty to apply.
- Weight capacity for this series is 350 lbs.

CHAIR ADJUSTMENTS



- Multi-tilter mechanism with infinite position tilt lock.
- Infinite position back and seat angle adjustments, including forward tilt.
- Tilt tension adjustment.
- Side activated sliding seat depth adjustment.
- Height and depth adjustable lumbar support.
- Pneumatic seat height adjustment.

ALTERNATE TEXTILE OPTIONS

- Graded-in textiles are available (seat only). No minimum quantities. Contact Customer Service for pricing.

OPTIONAL FEATURES

- For hard surface flooring casters, please specify (C65R). Add \$21/set.

DESCRIPTION	MODEL# / FEATURES		List price																																		
	 <p>Mesh High Back Heavy Duty Multi-Tilter Unit weight: 53.5 LB 24.3 KG Carton weight: 66 LB 29.94 KG Carton volume: 11.75 FT³ 0.33 MT³</p>	<p>MVL11716 Luxhide bonded leather or fabric)</p>	1095																																		
<table border="1"> <thead> <tr> <th rowspan="2"></th> <th colspan="3">OVERALL DIMENSIONS</th> <th colspan="3">SEAT DIMENSIONS</th> <th colspan="2">BACK DIMENSIONS</th> </tr> <tr> <th>W</th> <th>D</th> <th>H</th> <th>W</th> <th>D</th> <th>H</th> <th>W</th> <th>H</th> </tr> </thead> <tbody> <tr> <td>IN</td> <td>26</td> <td>25</td> <td>40.5</td> <td>21.5</td> <td>16.5-18.5</td> <td>18.5-22.5</td> <td>20</td> <td>20</td> </tr> <tr> <td>MM</td> <td>660</td> <td>635</td> <td>1029</td> <td>546</td> <td>419-470</td> <td>470-572</td> <td>508</td> <td>508</td> </tr> </tbody> </table>				OVERALL DIMENSIONS			SEAT DIMENSIONS			BACK DIMENSIONS		W	D	H	W	D	H	W	H	IN	26	25	40.5	21.5	16.5-18.5	18.5-22.5	20	20	MM	660	635	1029	546	419-470	470-572	508	508
	OVERALL DIMENSIONS			SEAT DIMENSIONS			BACK DIMENSIONS																														
	W	D	H	W	D	H	W	H																													
IN	26	25	40.5	21.5	16.5-18.5	18.5-22.5	20	20																													
MM	660	635	1029	546	419-470	470-572	508	508																													
<p>Ergonomic features: A, B, C, D, E, F, G, H, M, N, Q, R, S, V</p>		<p>RTA 2</p>	<p>1 per carton</p>																																		

BETA



model MVL2729



model MVL2718

STANDARD FEATURES

















- Posture task chairs. Canadian made.
- Generous size seat and back, fully upholstered.
- Standard with height adjustable T-arms with durable self-skinned urethane (SSU) armcaps (except armless models).
- Height adjustable chairs are equipped with an adjustable Chrome footrest.
- Dual wheel carpet casters (C65) are standard.
- Can be upholstered in all Global grade 1 seating textiles with the exception of Luxhide (see page 134).
- Compliant with the emissions guidelines set by the GREENGUARD Environmental Institute.
- Limited Warranty (5-year exceptions apply - see page 138).
- Weight capacity for this series is 300 lbs.


CHAIR ADJUSTMENTS

- Infinite back angle and back height adjustment.
- Pneumatic seat height adjustment.

OPTIONAL FEATURES

- For hard surface flooring casters, please specify (C65R). Add \$21/set.
- Bantam is a durable, bleach cleanable (9:1) vinyl, but due to the stiff nature of the textile, this vinyl is prone to bunching and will not upholster as smoothly as other coverings in this series.

DESCRIPTION	MODEL# / FEATURES																																
 <p>Height Adjustable Armless Posture Task Unit weight: 41 LB 18.6 KG Carton weight: 46 LB 20.87 KG Carton volume: 6.75 FT³ 0.19 MT³</p>	<p>List price</p> <p>MVL2718 589</p>																																
	<table border="1"> <thead> <tr> <th colspan="3">OVERALL DIMENSIONS</th> <th colspan="3">SEAT DIMENSIONS</th> <th colspan="2">BACK DIMENSIONS</th> </tr> <tr> <th>W</th> <th>D</th> <th>H</th> <th>W</th> <th>D</th> <th>H</th> <th>W</th> <th>H</th> </tr> </thead> <tbody> <tr> <td>IN 20.5</td> <td>23.5</td> <td>44</td> <td>20.5</td> <td>16.5</td> <td>22-30</td> <td>18.5</td> <td>16-19</td> </tr> <tr> <td>MM 521</td> <td>597</td> <td>1118</td> <td>521</td> <td>419</td> <td>559-762</td> <td>470</td> <td>406-483</td> </tr> </tbody> </table>	OVERALL DIMENSIONS			SEAT DIMENSIONS			BACK DIMENSIONS		W	D	H	W	D	H	W	H	IN 20.5	23.5	44	20.5	16.5	22-30	18.5	16-19	MM 521	597	1118	521	419	559-762	470	406-483
	OVERALL DIMENSIONS			SEAT DIMENSIONS			BACK DIMENSIONS																										
	W	D	H	W	D	H	W	H																									
IN 20.5	23.5	44	20.5	16.5	22-30	18.5	16-19																										
MM 521	597	1118	521	419	559-762	470	406-483																										
<p>Ergonomic features: C, D, G, M, N</p> <p>RTA 2  1 per carton  </p>																																	
 <p>Height Adjustable Posture Task w/Arms Unit weight: 46 LB 20.9 KG Carton weight: 51 LB 23.13 KG Carton volume: 6.75 FT³ 0.19 MT³</p>	<p>List price</p> <p>MVL2719 688</p>																																
	<table border="1"> <thead> <tr> <th colspan="3">OVERALL DIMENSIONS</th> <th colspan="3">SEAT DIMENSIONS</th> <th colspan="2">BACK DIMENSIONS</th> </tr> <tr> <th>W</th> <th>D</th> <th>H</th> <th>W</th> <th>D</th> <th>H</th> <th>W</th> <th>H</th> </tr> </thead> <tbody> <tr> <td>IN 24.5</td> <td>23.5</td> <td>44</td> <td>20.5</td> <td>16.5</td> <td>22-30</td> <td>18.5</td> <td>16-19</td> </tr> <tr> <td>MM 622</td> <td>597</td> <td>1118</td> <td>521</td> <td>419</td> <td>559-762</td> <td>470</td> <td>406-483</td> </tr> </tbody> </table>	OVERALL DIMENSIONS			SEAT DIMENSIONS			BACK DIMENSIONS		W	D	H	W	D	H	W	H	IN 24.5	23.5	44	20.5	16.5	22-30	18.5	16-19	MM 622	597	1118	521	419	559-762	470	406-483
	OVERALL DIMENSIONS			SEAT DIMENSIONS			BACK DIMENSIONS																										
	W	D	H	W	D	H	W	H																									
IN 24.5	23.5	44	20.5	16.5	22-30	18.5	16-19																										
MM 622	597	1118	521	419	559-762	470	406-483																										
<p>Ergonomic features: C, D, G, H, M, N</p> <p>RTA 2  1 per carton  </p>																																	
 <p>Armless Posture Task Unit weight: 27 LB 12.3 KG Carton weight: 31 LB 14.06 KG Carton volume: 4.9 FT³ 0.13 MT³</p>	<p>List price</p> <p>MVL2728 381</p>																																
	<table border="1"> <thead> <tr> <th colspan="3">OVERALL DIMENSIONS</th> <th colspan="3">SEAT DIMENSIONS</th> <th colspan="2">BACK DIMENSIONS</th> </tr> <tr> <th>W</th> <th>D</th> <th>H</th> <th>W</th> <th>D</th> <th>H</th> <th>W</th> <th>H</th> </tr> </thead> <tbody> <tr> <td>IN 20.5</td> <td>22</td> <td>38.5</td> <td>20.5</td> <td>17</td> <td>16.5-21.5</td> <td>18.5</td> <td>16-20</td> </tr> <tr> <td>MM 521</td> <td>559</td> <td>978</td> <td>521</td> <td>432</td> <td>419-546</td> <td>470</td> <td>406-508</td> </tr> </tbody> </table>	OVERALL DIMENSIONS			SEAT DIMENSIONS			BACK DIMENSIONS		W	D	H	W	D	H	W	H	IN 20.5	22	38.5	20.5	17	16.5-21.5	18.5	16-20	MM 521	559	978	521	432	419-546	470	406-508
	OVERALL DIMENSIONS			SEAT DIMENSIONS			BACK DIMENSIONS																										
	W	D	H	W	D	H	W	H																									
IN 20.5	22	38.5	20.5	17	16.5-21.5	18.5	16-20																										
MM 521	559	978	521	432	419-546	470	406-508																										
<p>Ergonomic features: C, D, G, M, N</p> <p>RTA 2  1 per carton  </p>																																	
 <p>Posture Task w/Arms Unit weight: 33 LB 15 KG Carton weight: 38 LB 17.24 KG Carton volume: 6.75 FT³ 0.19 MT³</p>	<p>List price</p> <p>MVL2729 482</p>																																
	<table border="1"> <thead> <tr> <th colspan="3">OVERALL DIMENSIONS</th> <th colspan="3">SEAT DIMENSIONS</th> <th colspan="2">BACK DIMENSIONS</th> </tr> <tr> <th>W</th> <th>D</th> <th>H</th> <th>W</th> <th>D</th> <th>H</th> <th>W</th> <th>H</th> </tr> </thead> <tbody> <tr> <td>IN 24</td> <td>22</td> <td>38.5</td> <td>20.5</td> <td>17</td> <td>16.5-21.5</td> <td>18.5</td> <td>16-20</td> </tr> <tr> <td>MM 610</td> <td>559</td> <td>978</td> <td>521</td> <td>432</td> <td>419-546</td> <td>470</td> <td>406-508</td> </tr> </tbody> </table>	OVERALL DIMENSIONS			SEAT DIMENSIONS			BACK DIMENSIONS		W	D	H	W	D	H	W	H	IN 24	22	38.5	20.5	17	16.5-21.5	18.5	16-20	MM 610	559	978	521	432	419-546	470	406-508
	OVERALL DIMENSIONS			SEAT DIMENSIONS			BACK DIMENSIONS																										
	W	D	H	W	D	H	W	H																									
IN 24	22	38.5	20.5	17	16.5-21.5	18.5	16-20																										
MM 610	559	978	521	432	419-546	470	406-508																										
<p>Ergonomic features: C, D, G, H, M, N</p> <p>RTA 2  1 per carton  </p>																																	

DESCRIPTION	MODEL# / FEATURES	List price							
 <p>Height Adjustable T-Arms - 1 pair Unit weight: 8 LB 3.6 KG Carton weight: 10 LB 4.54 KG Carton volume: 1.3 FT³ 0.03 MT³</p>	MVL2784	119							
		OVERALL DIMENSIONS			SEAT DIMENSIONS			BACK DIMENSIONS	
		W	D	H	W	D	H	W	H
	IN	3	10	12	-	-	-	-	-
	MM	76	254	305	-	-	-	-	-
	RTA 00	1 pair per carton (pricing is for the pair, specifications are for one arm)							

BOLT



model OTG11510B

STANDARD FEATURES




- Value priced mesh seating.
- Breathable mesh back.
- Scuff resistant arched base.
- Standard with height adjustable T-arms with durable self-skinned urethane (SSU) armcaps.
- Dual wheel carpet casters (C65) are standard.
- Only available in Black mesh fabric (MS20) seat with Black mesh back.
- Compliant with the emissions guidelines set by the GREENGUARD Environmental Institute.
- Limited Warranty (2-year exceptions apply - see page 138).
- Weight capacity for this series is 300 lbs.

CHAIR ADJUSTMENTS

- Center tilt with upright position tilt lock.
- Tilt tension adjustment.
- Pneumatic seat height adjustment.

OPTIONAL FEATURES

- Hard surface flooring casters (**C65R**) can be purchased separately. Add \$96/set.

DESCRIPTION	MODEL# / FEATURES	List price								
 <p>Tilter, Mesh Back Unit weight: 36 LB 16.32 KG Carton weight: 36 LB 16.33 KG Carton volume: 4.6 FT³ 0.13 MT³</p>	OTG11510B	492								
		OVERALL DIMENSIONS			SEAT DIMENSIONS			BACK DIMENSIONS		
		W	D	H	W	D	H	W	H	
	IN	25	21.5	35.5	19.5	17	17.5-21.5	18	16.5	
	MM	635	546	902	495	432	445-546	457	419	
	RTA 8		1 per carton							
	Ergonomic features: A, B, C, H, M, N, S									

BRIGHTON



model MVL2787

STANDARD FEATURES

- High back management chair.
- High comfort design, Canadian made.
- Contoured seat and back with integrated headrest.
- Black arms and base.
- Loop arms with upholstered armcaps.
- Dual wheel carpet casters (C65) are standard.
- Seating surfaces can be upholstered in Luxhide bonded leather, in various colours (see page 134).
- Compliant with the emissions guidelines set by the GREENGUARD Environmental Institute.





- Limited Warranty (5-year exceptions apply - see page 138).
- Weight capacity for this series is 300 lbs.

CHAIR ADJUSTMENTS

- Center tilt with upright position tilt lock.
- Tilt tension adjustment.
- Pneumatic seat height adjustment.

OPTIONAL FEATURES

- For hard surface flooring casters, please specify (**C65R**). Add \$21/set.

DESCRIPTION	MODEL# / FEATURES	List price								
 <p>High Back Tilter Unit weight: 42 LB 19.1 KG Carton weight: 54 LB 24.49 KG Carton volume: 10.5 FT³ 0.29 MT³</p>	MVL2787	798								
		OVERALL DIMENSIONS			SEAT DIMENSIONS			BACK DIMENSIONS		
		W	D	H	W	D	H	W	H	
	IN	26.5	28	44	21.5	20	16-21	20	25.5	
	MM	673	711	1118	546	508	406-533	508	648	
	RTA 8		1 per carton							
	Ergonomic features: A, B, C, M, N, S									

BRIGHTON FX



model MVL11711
shown in Black and Blue (A19F)



model MVL11712
shown in Black and Red (A18F)

STANDARD FEATURES

- High back tilter chair with a gaming-inspired aesthetic, suitable for management or conference rooms.
- High comfort design, Canadian made.
- Contoured seat and back with integrated headrest
- Fixed lopp arms with upholstered dual colourway armcaps.
- Black base with dual wheel carpet casters (C65) are standard.
- MVL11712 features a height adjustable and articulating headrest.
- Seating surfaces are upholstered in Luxhide bonded leather and vinyl in Black and Blue (A19F) or Black and Red (A18F).
- Limited Warranty (5-year exceptions apply - see page 138).
- Weight capacity for this series is 300 lbs.

CHAIR ADJUSTMENTS

- Center tilt with upright position tilt lock.
- Tilt tension adjustment.
- Pneumatic seat height adjustment.

OPTIONAL FEATURES

- For hard surface flooring casters, please specify (C65R). Add \$21/set.

DESCRIPTION

MODEL# / FEATURES



High Back Tilter
Unit weight: 41.5 LB | 18.9 KG
Carton weight: 54 LB | 24.49 KG
Carton volume: 10.5 FT³ | 0.29 MT³

MODEL# / FEATURES		List price							
MVL11711		798							
OVERALL DIMENSIONS		SEAT DIMENSIONS			BACK DIMENSIONS				
W	D	H	W	D	H	W	H		
IN 26	26.5	44.75	22	19.5	18-23.5	18.5	24		
MM 660	673	1137	559	495	457-597	470	610		
Ergonomic features:		RTA 2		courier		1 per carton		CANADA	
A, B, C, M, N, S									



High Back Tilter w/Headrest
Unit weight: 45 LB | 20.5 KG
Carton weight: 58 LB | 26.31 KG
Carton volume: 10.5 FT³ | 0.29 MT³

MODEL# / FEATURES		List price					
MVL11712		935					
OVERALL DIMENSIONS		SEAT DIMENSIONS			BACK DIMENSIONS		
W	D	H	W	D	H	W	H
IN 26	26.5	53.5	22	19.5	18	18.5	35.5
MM 660	673	1359	559	495	457	470	902
Ergonomic features:		RTA B		1 per carton		CANADA	
A, B, C, M, N, S							

CAMAN



model MVL11886



model MVL11888

STANDARD FEATURES

- Canadian made.
- Welded steel frame in Black finish.
- Fixed arms with self-skinned urethane (SSU) armcaps.
- Dual wheel carpet casters (C65) are standard (except guest chairs).
- Seating surfaces can be upholstered in Luxhide bonded leather, in various colours or in all Global grade 1 seating textiles (see page 134).
- Compliant with the emissions guidelines set by the GREENGUARD Environmental Institute.
- Limited Warranty (5-year exceptions apply - see page 138).
- Weight capacity for this series is 300 lbs.

TILT CHAIR ADJUSTMENTS



- Center tilt with upright position tilt lock
- Tilt tension adjustment.
- Pneumatic seat height adjustment.

OPTIONAL FEATURES

- For hard surface flooring casters, please specify (C65R). Add \$21/set.

ALTERNATE TEXTILE OPTIONS

- Graded-in textiles are available. No minimum quantities. Contact Customer Service for pricing.

DESCRIPTION	MODEL# / FEATURES	List price																																							
 <p>High Back Tilter Unit weight: 31 LB 14.1 KG Carton weight: 36.5 LB 16.56 KG Carton volume: 22.5 FT³ 0.63 MT³</p>	<p>MVL11886 Luxhide bonded leather or fabric</p> <p>Ergonomic features: A, B, C, M, N, S</p>	532																																							
		<table border="1"> <thead> <tr> <th rowspan="2"></th> <th colspan="3">OVERALL DIMENSIONS</th> <th colspan="3">SEAT DIMENSIONS</th> <th colspan="2">BACK DIMENSIONS</th> </tr> <tr> <th>W</th> <th>D</th> <th>H</th> <th>W</th> <th>D</th> <th>H</th> <th>W</th> <th>H</th> </tr> </thead> <tbody> <tr> <td>IN</td> <td>25</td> <td>27</td> <td>40</td> <td>20.5</td> <td>18</td> <td>16-20</td> <td>19.5</td> <td>22.5</td> </tr> <tr> <td>MM</td> <td>635</td> <td>686</td> <td>1016</td> <td>521</td> <td>457</td> <td>406-508</td> <td>495</td> <td>572</td> </tr> </tbody> </table>				OVERALL DIMENSIONS			SEAT DIMENSIONS			BACK DIMENSIONS		W	D	H	W	D	H	W	H	IN	25	27	40	20.5	18	16-20	19.5	22.5	MM	635	686	1016	521	457	406-508	495	572	<p>RTA 00</p> <p>2 per carton (pricing and specifications are for one chair)</p>	
	OVERALL DIMENSIONS			SEAT DIMENSIONS			BACK DIMENSIONS																																		
	W	D	H	W	D	H	W	H																																	
IN	25	27	40	20.5	18	16-20	19.5	22.5																																	
MM	635	686	1016	521	457	406-508	495	572																																	
 <p>Medium Back Guest Chair - Sled Base Unit weight: 23 LB 10.5 KG Carton weight: 28.5 LB 12.93 KG Carton volume: 22.5 FT³ 0.63 MT³</p>	<p>MVL11888 Luxhide bonded leather or fabric</p> <p>Ergonomic features: M, N</p>	447																																							
		<table border="1"> <thead> <tr> <th rowspan="2"></th> <th colspan="3">OVERALL DIMENSIONS</th> <th colspan="3">SEAT DIMENSIONS</th> <th colspan="2">BACK DIMENSIONS</th> </tr> <tr> <th>W</th> <th>D</th> <th>H</th> <th>W</th> <th>D</th> <th>H</th> <th>W</th> <th>H</th> </tr> </thead> <tbody> <tr> <td>IN</td> <td>24.5</td> <td>25</td> <td>33</td> <td>20</td> <td>18</td> <td>17</td> <td>20</td> <td>17</td> </tr> <tr> <td>MM</td> <td>622</td> <td>635</td> <td>838</td> <td>508</td> <td>457</td> <td>432</td> <td>508</td> <td>432</td> </tr> </tbody> </table>				OVERALL DIMENSIONS			SEAT DIMENSIONS			BACK DIMENSIONS		W	D	H	W	D	H	W	H	IN	24.5	25	33	20	18	17	20	17	MM	622	635	838	508	457	432	508	432	<p>RTA 00</p> <p>2 per carton (pricing and specifications are for one chair)</p>	
	OVERALL DIMENSIONS			SEAT DIMENSIONS			BACK DIMENSIONS																																		
	W	D	H	W	D	H	W	H																																	
IN	24.5	25	33	20	18	17	20	17																																	
MM	622	635	838	508	457	432	508	432																																	

CARLETON



model OTG11359

STANDARD FEATURES

- Available in high back and extended high back models.
- S-curve back shape for support of lumbar, shoulders and head.
- Contoured seat with waterfall seat front.
- Standard with height adjustable T-arms with durable self-skinned urethane (SSU) armcaps.
- Dual wheel carpet casters (C1) are standard.
- Seating surfaces are upholstered in Graphite polyester only.
- Compliant with the emissions guidelines set by the GREENGUARD Environmental Institute.
- Limited Warranty (2-year exceptions apply - see page 138).
- Weight capacity for this series is 300 lbs.

CHAIR ADJUSTMENTS

- Center tilt with upright position tilt lock.
- Tilt tension adjustment.
- Pneumatic seat height adjustment.

OPTIONAL FEATURES

- Hard surface flooring casters (C9R) can be purchased separately. Add \$96/set.

DESCRIPTION

MODEL# / FEATURES



High Back Tilter

Unit weight: 42 LB | 19.05 KG
 Carton weight: 42 LB | 19.05 KG
 Carton volume: 6.5 FT³ | 0.18 MT³

OTG11358

List price

585

Ergonomic features:
 A, B, C, H, M, N, S

courier
 1 per carton



	OVERALL DIMENSIONS			SEAT DIMENSIONS			BACK DIMENSIONS	
	W	D	H	W	D	H	W	H
IN	25	27.5	43	19.5	19	18.5-22.5	19	22.5
MM	635	699	1092	495	483	470-572	483	572



Extended High Back Tilter

Unit weight: 43 LB | 19.5 KG
 Carton weight: 43 LB | 19.5 KG
 Carton volume: 7 FT³ | 0.19 MT³

OTG11359

List price

615

Ergonomic features:
 A, B, C, H, M, N, S

courier
 1 per carton



	OVERALL DIMENSIONS			SEAT DIMENSIONS			BACK DIMENSIONS	
	W	D	H	W	D	H	W	H
IN	25	28	47	19.5	19	18.5-22.5	19	28
MM	635	711	1194	495	483	470-572	483	711



CENTRO



model OTG3915

STANDARD FEATURES

- Multi-purpose guest chair.
- Durable oval steel four-legged frame.
- Contoured back and seat cushions with waterfall seat edge.
- Upholstered armcaps.
- Seating surfaces are upholstered in Black Luxhide bonded leather.
- Compliant with the emissions guidelines set by the GREENGUARD Environmental Institute.
- Limited Warranty (2-year exceptions apply - see page 138).
- Weight capacity for this series is 300 lbs.

DESCRIPTION		MODEL# / FEATURES																																				
 <p>Guest Chair Unit weight: 26 LB 11.8 KG Carton weight: 30 LB 13.61 KG Carton volume: 6.25 FT³ 0.17 MT³</p>	<p>OTG3915</p> <p>Ergonomic features: M, N</p>	List price																																				
		416																																				
		<table border="1"> <thead> <tr> <th colspan="3">OVERALL DIMENSIONS</th> <th colspan="3">SEAT DIMENSIONS</th> <th colspan="2">BACK DIMENSIONS</th> </tr> <tr> <th></th> <th>W</th> <th>D</th> <th>H</th> <th>W</th> <th>D</th> <th>H</th> <th>W</th> <th>H</th> </tr> </thead> <tbody> <tr> <td>IN</td> <td>24.5</td> <td>26</td> <td>34.5</td> <td>21.5</td> <td>18.5</td> <td>19</td> <td>21.5</td> <td>16</td> </tr> <tr> <td>MM</td> <td>622</td> <td>660</td> <td>876</td> <td>546</td> <td>470</td> <td>483</td> <td>546</td> <td>406</td> </tr> </tbody> </table>		OVERALL DIMENSIONS			SEAT DIMENSIONS			BACK DIMENSIONS			W	D	H	W	D	H	W	H	IN	24.5	26	34.5	21.5	18.5	19	21.5	16	MM	622	660	876	546	470	483	546	406
OVERALL DIMENSIONS			SEAT DIMENSIONS			BACK DIMENSIONS																																
	W	D	H	W	D	H	W	H																														
IN	24.5	26	34.5	21.5	18.5	19	21.5	16																														
MM	622	660	876	546	470	483	546	406																														
		<p>RTA 8</p>	<p>courier</p> <p>1 per carton</p>																																			

COBALT



model MVL2785

STANDARD FEATURES





- General purpose medium back tilter. Canadian made.
- Standard with height adjustable T-arms with durable self-skinned urethane (SSU) armcaps.
- Dual wheel carpet casters (C65) are standard.
- Seating surfaces can be upholstered in Luxhide bonded leather, in various colours or in all Global grade 1 seating textiles (see page 134).
- Compliant with the emissions guidelines set by the GREENGUARD Environmental Institute.
- Limited Warranty (5-year exceptions apply - see page 138).
- Weight capacity for this series is 300 lbs.

CHAIR ADJUSTMENTS

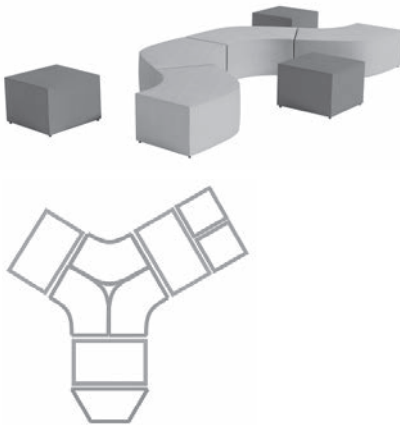
- Center tilt with upright position tilt lock.
- Tilt tension adjustment.
- Pneumatic seat height adjustment.

OPTIONAL FEATURES

- For hard surface flooring casters, please specify (C65R). Add \$21/set.

DESCRIPTION	MODEL# / FEATURES	List price							
 <p>Medium Back Tilter Unit weight: 35 LB 15.9 KG Carton weight: 40 LB 18.14 KG Carton volume: 5.5 FT³ 0.15 MT³</p>	<p>MVL2785 Luxhide bonded leather or fabric</p> <p>Ergonomic features: A, B, C, H, M, N, S</p>	506							
		OVERALL DIMENSIONS			SEAT DIMENSIONS			BACK DIMENSIONS	
		W	D	H	W	D	H	W	H
IN 25.5	24.5	36	20	17	15.5-19.5	18.5	18		
MM 648	622	914	508	432	394-495	470	457		
<p>RTA 2</p>		<p>courier</p> 	<p>1 per carton</p>						

CRAFT



Sample layout
Two square units, three rectangle units, three curve-120 degree units, one wedge unit



3-way layout
Three curve-120 degree units, three half round units and three round units



Collaborative pod layout
Six wedge units



Collaborative layout
Six curve-120 degree units, six half round units, six round units



Sample layout
Two wedge units



Sample layout
Two half round units

STANDARD FEATURES

- Craft is a modular lounge seating series that is easy to configure, durable and ideal for open spaces.
- Modular non-handed components, can be reconfigured to suit your space.
- Curve-120 degree units can create 3-way and collaborative pod configurations.
- Cushions are fully upholstered and mounted on 1.5" high nylon glides.
- Can be upholstered in all Global grade 1 seating textiles or in Luxhide bonded leather (see page 134).
- Compliant with the emissions guidelines set by the GREENGUARD Environmental Institute.
- Limited Warranty (5-year exceptions apply - see page 138).
- Weight capacity for this series is 300 lbs. per seat.

OPTIONAL FEATURES



- For dual wheel carpet casters, please specify (C107). Add \$42.
- For hard surface flooring casters, please specify (C107R). Add \$59.

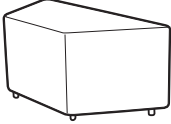













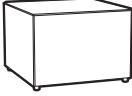




ALTERNATE TEXTILE OPTIONS

- Graded-in textiles are available. No minimum quantities. Contact Customer Service for pricing.


COMPLIMENTARY TABLES AVAILABLE

- Perfect partner for Craft Seating (see page 31).

DESCRIPTION	MODEL# / FEATURES	List price								
 <p>Round 20" Unit Unit weight: 17 LB 7.7 KG Carton weight: 23 LB 10.43 KG Carton volume: 5.25 FT³ 0.14 MT³</p>	MVL13007	413								
		OVERALL DIMENSIONS			SEAT DIMENSIONS			BACK DIMENSIONS		
		W	D	H	W	D	H	W	H	
		IN 20	20	17.5	-	-	-	-	-	
		MM 508	508	445	-	-	-	-	-	
		RTA 1	courier	1 per carton	CANADA	GREENGUARD				
		List price								
 <p>Half Round 40" Unit Unit weight: 33 LB 15 KG Carton weight: 41 LB 18.6 KG Carton volume: 9.5 FT³ 0.26 MT³</p>	MVL13008	539								
		OVERALL DIMENSIONS			SEAT DIMENSIONS			BACK DIMENSIONS		
		W	D	H	W	D	H	W	H	
		IN 40	21	17.5	-	-	-	-	-	
		MM 1016	533	445	-	-	-	-	-	
		RTA 1	courier	1 per carton	CANADA	GREENGUARD				

DESCRIPTION	MODEL# / FEATURES																																	
 Wedge Unit Unit weight: 29 LB 13.2 KG Carton weight: 37 LB 16.78 KG Carton volume: 8 FT³ 0.22 MT³	MVL13009	List price 539																																
	<table border="1"> <thead> <tr> <th colspan="3">OVERALL DIMENSIONS</th> <th colspan="3">SEAT DIMENSIONS</th> <th colspan="2">BACK DIMENSIONS</th> </tr> <tr> <th>W</th> <th>D</th> <th>H</th> <th>W</th> <th>D</th> <th>H</th> <th>W</th> <th>H</th> </tr> </thead> <tbody> <tr> <td>IN 40</td> <td>17.75</td> <td>17.5</td> <td>-</td> <td>-</td> <td>-</td> <td>-</td> <td>-</td> </tr> <tr> <td>MM 1016</td> <td>451</td> <td>445</td> <td>-</td> <td>-</td> <td>-</td> <td>-</td> <td>-</td> </tr> </tbody> </table>		OVERALL DIMENSIONS			SEAT DIMENSIONS			BACK DIMENSIONS		W	D	H	W	D	H	W	H	IN 40	17.75	17.5	-	-	-	-	-	MM 1016	451	445	-	-	-	-	-
	OVERALL DIMENSIONS			SEAT DIMENSIONS			BACK DIMENSIONS																											
	W	D	H	W	D	H	W	H																										
	IN 40	17.75	17.5	-	-	-	-	-																										
MM 1016	451	445	-	-	-	-	-																											
  1 per carton  																																		
 Curve-120 Degree Unit Unit weight: 37 LB 16.8 KG Carton weight: 49 LB 22.23 KG Carton volume: 13.25 FT³ 0.37 MT³	MVL13010	List price 634																																
	<table border="1"> <thead> <tr> <th colspan="3">OVERALL DIMENSIONS</th> <th colspan="3">SEAT DIMENSIONS</th> <th colspan="2">BACK DIMENSIONS</th> </tr> <tr> <th>W</th> <th>D</th> <th>H</th> <th>W</th> <th>D</th> <th>H</th> <th>W</th> <th>H</th> </tr> </thead> <tbody> <tr> <td>IN 43.5</td> <td>27.5</td> <td>17.5</td> <td>-</td> <td>-</td> <td>-</td> <td>-</td> <td>-</td> </tr> <tr> <td>MM 1105</td> <td>699</td> <td>445</td> <td>-</td> <td>-</td> <td>-</td> <td>-</td> <td>-</td> </tr> </tbody> </table>		OVERALL DIMENSIONS			SEAT DIMENSIONS			BACK DIMENSIONS		W	D	H	W	D	H	W	H	IN 43.5	27.5	17.5	-	-	-	-	-	MM 1105	699	445	-	-	-	-	-
	OVERALL DIMENSIONS			SEAT DIMENSIONS			BACK DIMENSIONS																											
	W	D	H	W	D	H	W	H																										
	IN 43.5	27.5	17.5	-	-	-	-	-																										
MM 1105	699	445	-	-	-	-	-																											
 1 per carton  																																		
 Rectangle Unit Unit weight: 37 LB 16.8 KG Carton weight: 47 LB 21.32 KG Carton volume: 9.5 FT³ 0.26 MT³	MVL13011	List price 506																																
	<table border="1"> <thead> <tr> <th colspan="3">OVERALL DIMENSIONS</th> <th colspan="3">SEAT DIMENSIONS</th> <th colspan="2">BACK DIMENSIONS</th> </tr> <tr> <th>W</th> <th>D</th> <th>H</th> <th>W</th> <th>D</th> <th>H</th> <th>W</th> <th>H</th> </tr> </thead> <tbody> <tr> <td>IN 40</td> <td>20</td> <td>17.5</td> <td>-</td> <td>-</td> <td>-</td> <td>-</td> <td>-</td> </tr> <tr> <td>MM 1016</td> <td>508</td> <td>445</td> <td>-</td> <td>-</td> <td>-</td> <td>-</td> <td>-</td> </tr> </tbody> </table>		OVERALL DIMENSIONS			SEAT DIMENSIONS			BACK DIMENSIONS		W	D	H	W	D	H	W	H	IN 40	20	17.5	-	-	-	-	-	MM 1016	508	445	-	-	-	-	-
	OVERALL DIMENSIONS			SEAT DIMENSIONS			BACK DIMENSIONS																											
	W	D	H	W	D	H	W	H																										
	IN 40	20	17.5	-	-	-	-	-																										
MM 1016	508	445	-	-	-	-	-																											
  1 per carton  																																		
 Square Unit Unit weight: 22 LB 10 KG Carton weight: 28 LB 12.7 KG Carton volume: 5.25 FT³ 0.14 MT³	MVL13012	List price 381																																
	<table border="1"> <thead> <tr> <th colspan="3">OVERALL DIMENSIONS</th> <th colspan="3">SEAT DIMENSIONS</th> <th colspan="2">BACK DIMENSIONS</th> </tr> <tr> <th>W</th> <th>D</th> <th>H</th> <th>W</th> <th>D</th> <th>H</th> <th>W</th> <th>H</th> </tr> </thead> <tbody> <tr> <td>IN 20</td> <td>20</td> <td>17.5</td> <td>-</td> <td>-</td> <td>-</td> <td>-</td> <td>-</td> </tr> <tr> <td>MM 508</td> <td>508</td> <td>445</td> <td>-</td> <td>-</td> <td>-</td> <td>-</td> <td>-</td> </tr> </tbody> </table>		OVERALL DIMENSIONS			SEAT DIMENSIONS			BACK DIMENSIONS		W	D	H	W	D	H	W	H	IN 20	20	17.5	-	-	-	-	-	MM 508	508	445	-	-	-	-	-
	OVERALL DIMENSIONS			SEAT DIMENSIONS			BACK DIMENSIONS																											
	W	D	H	W	D	H	W	H																										
	IN 20	20	17.5	-	-	-	-	-																										
MM 508	508	445	-	-	-	-	-																											
  1 per carton  																																		

CRAFT TABLES



STANDARD FEATURES

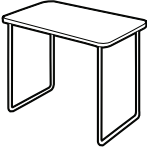
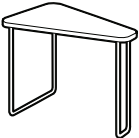
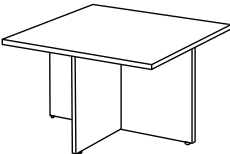
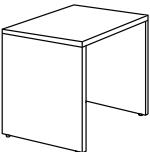
- Craft tables are the perfect partner to Craft seating products in creating casual meeting solutions for today's workplace and learning environments.
- Overtables are designed to overlap Craft seating units or to be used alone. Overtables are easy to move wherever needed.
- Coffee and side tables provide a convenient place to set your drinks, a light lunch or your personal devices during an impromptu discussion.
- Coffee and side tables help to anchor a space and provide nesting spaces to keep the area tidy when mobile Craft cubes are not in use.
- Side tables are optional with cutouts to accommodate to power or USB charging modules. Modules to be ordered separately.

FINISHES

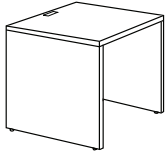
- Docking tables may be ordered in any of the standard laminate finishes below; including two-tone where the top is in one finish and the base in another at no upcharge.
 - Overtable tops may be ordered in any of the standard laminate finishes below. Legs in are Chrome finish only.
- | | | | |
|-----|-----------------|-----|-----------------|
| ACJ | Absolute Acajou | NBL | Noce Bionco |
| ASN | Asian Night | NGL | Noce Grigio |
| AWC | Avant Cherry | NEL | Noce Leggero |
| AWH | Avant Honey | NML | Noce Medio |
| CMB | Clear Maple | WHC | White Chocolate |
| DES | Dark Espresso | WCR | Winter Cherry |
| DWT | Designer White | | |

CONSTRUCTION

- **Docking tables:**
 - 1" thick thermally fused laminate surfaces with 2mm thick matching edgeband.
 - Equipped with levelers for uneven surfaces.
 - When square cubes are fully nested, the cubes extend 3" beyond the perimeter of the laminate as an invitation to be pulled out and used again.
- **Overtables:**
 - 1 1/16" thick thermally fused laminate top with matching self edge.
 - 1/2" diameter steel wire legs. Legs include clear polycarbonate glides.
 - Sized to overlap Craft seating.

CRAFT TABLES	MODEL #	DIMENSIONS IN MM W x D x H	WEIGHT LB KG	VOLUME FT ³ MT ³	LIST PRICE
	MVL13021	16 x 26 x 19 406 x 660 x 483	16.5 7.48	1.2 0.03	\$494
Rectangular Overtable					Lightweight table designed to overlap Craft seating units on pages 29-30. Shipped easy to assemble in 1 carton.
	MVL13022	5.25-16 x 26 x 19 133-406 x 660 x 483	12.5 5.67	1.2 0.03	\$458
Wedge Overtable					Lightweight table designed to overlap Craft seating units on pages 29-30. Top tapers from 16" at the wide end to 5.25" at the narrow end. Shipped easy to assemble in 1 carton.
	ML35SCDK	35 x 35 x 19.5 889 x 889 x 495	78 35.38	2.2 0.06	\$456
Square Cube Docking Table					Provides nesting space for four MVL13007 (round) or MVL13012 (square) Craft units. Assembly required.
	ML2418CDK	24 x 18.2 x 19.5 610 x 462 x 495	53 24.04	2.1 0.05	\$325
Single Docking Table					Provides nesting space for one MVL13007, MVL13012 or MVL13011 Craft units. Shipped assembled.

CRAFT TABLES MODEL # DIMENSIONS ^{IN}/_{MM} WEIGHT ^{LB}/_{KG} VOLUME ^{FT³}/_{MT³} LIST PRICE



Single Docking Table with cut-out

	W x D x H			
ML2420CDKP	24 x 20.5 x 19.5 610 x 521 x 495	55 24.95	2.1 0.05	\$338


Provides nesting space for one MVL13007, MVL13012 or MVL13011 Craft units. Inset back to hide cables and cut-out designed to accept mini power model MVCOVSM2(S/B) OR MVCOV1U(S/B) ordered separately. Shipped assembled.

POWER / DATA

MVCOVSM2B	2.25 x 3.75 x 3.12 57 x 95 x 791.07	2.35 0.01	0.5	\$313
MVCOVSM2S	2.25 x 3.75 x 3.12 57 x 95 x 791.07	2.35 0.01	0.5	\$313

With USB Block

MVCOV1UB	2.25 x 3.75 x 3.12 57 x 95 x 791.07	2.35 0.01	0.5	\$494
MVCOV1US	2.25 x 3.75 x 3.12 57 x 95 x 791.07	2.35 0.01	0.5	\$494



Mini Power Block Mini Power/USB Block

Designed to retrofit into an existing grommet cut-out to bring power to the desktop. Fits in 3.27" x 1.9" cut-out (FOG, POG) and mounts to 0.5" to 2" thick surface. ETL listed. Available in Black (B) or Silver (S) as indicated by last character of model number. 9' power cord with 90° flat plug with 45° rotation.

MVCOVSM2B/S includes two 12A, 120 VAC spill resistant power receptacles.

MVCOV1UB/S includes one 12A, 120 VAC spill resistant power receptacle and two 2.1A (11W) USB charging ports.

DANIO



model MVL2720



model MVL2721

STANDARD FEATURES



















- Canadian made task chairs.
- Hinged auto-adjust back with scuff resistant outer shroud.
- Thick foam and decorative stitch details.
- Standard with height adjustable T-arms with durable self-skinned urethane (SSU) armcaps (except armless models).
- Height adjustable chair is equipped with an adjustable Chrome footrest.
- Dual wheel carpet casters (C65) are standard.
- Can be upholstered in all Global grade 1 seating textiles with the exception of Luxhide (see page 134).
- Compliant with the emissions guidelines set by the GREENGUARD Environmental Institute.
- Limited Warranty (5-year exceptions apply - see page 138).
- Weight capacity for this series is 300 lbs.

CHAIR ADJUSTMENTS

- Height adjustable back.
- Pneumatic seat height adjustment.
- Seat depth adjustment.

OPTIONAL FEATURES

- For hard surface flooring casters, please specify (C65R). Add \$21/set.
- Bantam is a durable, bleach cleanable (9:1) vinyl, but due to the stiff nature of the textile, this vinyl is prone to bunching and will not upholster as smoothly as other coverings in this series.

DESCRIPTION	MODEL# / FEATURES	List price																																	
 <p>Armless Task Unit weight: 21 LB 9.5 KG Carton weight: 24 LB 10.89 KG Carton volume: 4.9 FT³ 0.13 MT³</p>	MVL2720 Fabric Ergonomic features: C, D, E, M, N	276																																	
		<table border="1"> <thead> <tr> <th colspan="3">OVERALL DIMENSIONS</th> <th colspan="3">SEAT DIMENSIONS</th> <th colspan="2">BACK DIMENSIONS</th> </tr> <tr> <th>W</th> <th>D</th> <th>H</th> <th>W</th> <th>D</th> <th>H</th> <th>W</th> <th>H</th> </tr> </thead> <tbody> <tr> <td>IN 18.5</td> <td>22.5</td> <td>34</td> <td>18.5</td> <td>16.5-18</td> <td>16-21</td> <td>17</td> <td>16-17.5</td> </tr> <tr> <td>MM 470</td> <td>572</td> <td>864</td> <td>470</td> <td>419-457</td> <td>406-533</td> <td>432</td> <td>406-445</td> </tr> </tbody> </table>		OVERALL DIMENSIONS			SEAT DIMENSIONS			BACK DIMENSIONS		W	D	H	W	D	H	W	H	IN 18.5	22.5	34	18.5	16.5-18	16-21	17	16-17.5	MM 470	572	864	470	419-457	406-533	432	406-445
		OVERALL DIMENSIONS			SEAT DIMENSIONS			BACK DIMENSIONS																											
		W	D	H	W	D	H	W	H																										
IN 18.5	22.5	34	18.5	16.5-18	16-21	17	16-17.5																												
MM 470	572	864	470	419-457	406-533	432	406-445																												
Ergonomic features: C, D, E, M, N																																			
  1 per carton  																																			
 <p>Task w/Arms Unit weight: 33 LB 15 KG Carton weight: 36 LB 16.33 KG Carton volume: 5.75 FT³ 0.16 MT³</p>	MVL2721 Fabric Ergonomic features: C, D, E, H, M, N	377																																	
		<table border="1"> <thead> <tr> <th colspan="3">OVERALL DIMENSIONS</th> <th colspan="3">SEAT DIMENSIONS</th> <th colspan="2">BACK DIMENSIONS</th> </tr> <tr> <th>W</th> <th>D</th> <th>H</th> <th>W</th> <th>D</th> <th>H</th> <th>W</th> <th>H</th> </tr> </thead> <tbody> <tr> <td>IN 24</td> <td>22.5</td> <td>34</td> <td>18.5</td> <td>16.5-18</td> <td>16-21</td> <td>17</td> <td>16-17.5</td> </tr> <tr> <td>MM 610</td> <td>572</td> <td>864</td> <td>470</td> <td>419-457</td> <td>406-533</td> <td>432</td> <td>406-445</td> </tr> </tbody> </table>		OVERALL DIMENSIONS			SEAT DIMENSIONS			BACK DIMENSIONS		W	D	H	W	D	H	W	H	IN 24	22.5	34	18.5	16.5-18	16-21	17	16-17.5	MM 610	572	864	470	419-457	406-533	432	406-445
		OVERALL DIMENSIONS			SEAT DIMENSIONS			BACK DIMENSIONS																											
		W	D	H	W	D	H	W	H																										
IN 24	22.5	34	18.5	16.5-18	16-21	17	16-17.5																												
MM 610	572	864	470	419-457	406-533	432	406-445																												
Ergonomic features: C, D, E, H, M, N																																			
  1 per carton  																																			
 <p>Armless Height Adjustable Task Unit weight: 33 LB 15 KG Carton weight: 37 LB 16.78 KG Carton volume: 6.75 FT³ 0.19 MT³</p>	MVL2723 Fabric Ergonomic features: C, D, E, M, N	483																																	
		<table border="1"> <thead> <tr> <th colspan="3">OVERALL DIMENSIONS</th> <th colspan="3">SEAT DIMENSIONS</th> <th colspan="2">BACK DIMENSIONS</th> </tr> <tr> <th>W</th> <th>D</th> <th>H</th> <th>W</th> <th>D</th> <th>H</th> <th>W</th> <th>H</th> </tr> </thead> <tbody> <tr> <td>IN 24</td> <td>22.5</td> <td>43</td> <td>18.5</td> <td>16.5-18</td> <td>23-33</td> <td>16.5</td> <td>16-17.5</td> </tr> <tr> <td>MM 610</td> <td>572</td> <td>1092</td> <td>470</td> <td>419-457</td> <td>584-838</td> <td>419</td> <td>406-445</td> </tr> </tbody> </table>		OVERALL DIMENSIONS			SEAT DIMENSIONS			BACK DIMENSIONS		W	D	H	W	D	H	W	H	IN 24	22.5	43	18.5	16.5-18	23-33	16.5	16-17.5	MM 610	572	1092	470	419-457	584-838	419	406-445
		OVERALL DIMENSIONS			SEAT DIMENSIONS			BACK DIMENSIONS																											
		W	D	H	W	D	H	W	H																										
IN 24	22.5	43	18.5	16.5-18	23-33	16.5	16-17.5																												
MM 610	572	1092	470	419-457	584-838	419	406-445																												
Ergonomic features: C, D, E, M, N																																			
  1 per carton  																																			
 <p>Height Adjustable T-Arms - 1 pair Unit weight: 8 LB 3.6 KG Carton weight: 10 LB 4.54 KG Carton volume: 1.3 FT³ 0.03 MT³</p>	MVL2784	119																																	
		<table border="1"> <thead> <tr> <th colspan="3">OVERALL DIMENSIONS</th> <th colspan="3">SEAT DIMENSIONS</th> <th colspan="2">BACK DIMENSIONS</th> </tr> <tr> <th>W</th> <th>D</th> <th>H</th> <th>W</th> <th>D</th> <th>H</th> <th>W</th> <th>H</th> </tr> </thead> <tbody> <tr> <td>IN 3</td> <td>10</td> <td>12</td> <td>-</td> <td>-</td> <td>-</td> <td>-</td> <td>-</td> </tr> <tr> <td>MM 76</td> <td>254</td> <td>305</td> <td>-</td> <td>-</td> <td>-</td> <td>-</td> <td>-</td> </tr> </tbody> </table>		OVERALL DIMENSIONS			SEAT DIMENSIONS			BACK DIMENSIONS		W	D	H	W	D	H	W	H	IN 3	10	12	-	-	-	-	-	MM 76	254	305	-	-	-	-	-
		OVERALL DIMENSIONS			SEAT DIMENSIONS			BACK DIMENSIONS																											
		W	D	H	W	D	H	W	H																										
IN 3	10	12	-	-	-	-	-																												
MM 76	254	305	-	-	-	-	-																												
Ergonomic features: C, D, E, M, N																																			
  1 pair per carton (pricing is for the pair, specifications are for one arm)																																			


DASH



model OTG11760B

STANDARD FEATURES

- Multi-purpose guest/occasional chair.
- Durable welded four-legged steel frame.
- Black mesh back with Black mesh fabric (MS20) seat.
- Nylon armcaps.
- Generous proportions.
- Compliant with the emissions guidelines set by the GREENGUARD Environmental Institute.
- Shipped knocked down (KD) - easy to assemble.
- Limited Warranty (2-year exceptions apply - see page 138).
- Weight capacity for this series is 300 lbs.

DESCRIPTION	MODEL# / FEATURES	List price							
 <p>Guest Chair, Mesh Back and Uph Seat Unit weight: 26 LB 11.79 KG Carton weight: 26 LB 11.79 KG Carton volume: 3.9 FT³ 0.11 MT³</p>	OTG11760B Ergonomic features: M, N	328							
		OVERALL DIMENSIONS			SEAT DIMENSIONS			BACK DIMENSIONS	
		W	D	H	W	D	H	W	H
IN 23.5	23.5	34	19.5	17.5	17.5	19	16.5		
MM 597	597	864	495	445	445	483	419		
		RTA 8	courier	1 per carton		GREENGUARD			



DORI 2



model OTG1220B

STANDARD FEATURES

- Multi-purpose stacking chairs.
- Strong welded steel frame in Chrome finish.
- Durable and easy to clean polypropylene back and seat. Available in Black only.
- Armchair has fiberglass reinforced polypropylene arms.
- Stackable up to 5 high on floor.
- Shipped fully assembled.
- Compliant with the emissions guidelines set by the GREENGUARD Environmental Institute.
- Limited Warranty (2-year exceptions apply - see page 138).
- Weight capacity for this series is 300 lbs.

DESCRIPTION	MODEL# / FEATURES	List price							
 <p>Stacking Armchair Unit weight: 15 LB 6.8 KG Carton weight: 17 LB 7.71 KG Carton volume: 14.5 FT³ 0.41 MT³</p>	OTG1220B Stacks 5 high.	241							
		OVERALL DIMENSIONS			SEAT DIMENSIONS			BACK DIMENSIONS	
		W	D	H	W	D	H	W	H
IN 22.5	21	30.5	16.5	16	16	18	15.5		
MM 572	533	775	419	406	406	457	394		
		RTA 00	4 per carton (pricing and specifications are for one chair)		GREENGUARD				
 <p>Armless Stacking Chair Unit weight: 13 LB 5.9 KG Carton weight: 15 LB 6.8 KG Carton volume: 12.25 FT³ 0.34 MT³</p>	OTG1221B Stacks 5 high.	223							
		OVERALL DIMENSIONS			SEAT DIMENSIONS			BACK DIMENSIONS	
		W	D	H	W	D	H	W	H
IN 18	21	30.5	16.5	16	16	18	15.5		
MM 457	533	775	419	406	406	457	394		
		RTA 00	courier	4 per carton (pricing and specifications are for one chair)		GREENGUARD			

EOR









model OTG3930B



model OTG3920B

STANDARD FEATURES

- Multi-purpose guest chair.
- Durable steel four-legged frame.
- Contoured back and seat cushions with waterfall seat edge.
- Welcoming soft self-skinned polyurethane armcaps.
- Seat shroud provides a clean overall finish.
- Seating surfaces are upholstered in Black Luxhide bonded leather.
- Mesh back is available in Black only.
- Compliant with the emissions guidelines set by the GREENGUARD Environmental Institute.
- Limited Warranty (2-year exceptions apply - see page 138).
- Weight capacity for this series is 300 lbs.

DESCRIPTION	MODEL# / FEATURES																																			
 <p>Upholstered Guest Chair Unit weight: 31 LB 14.06 KG Carton weight: 31 LB 14.06 KG Carton volume: 4.8 FT³ 0.13 MT³</p>	<p>List price</p> <p>OTG3920B 358</p>																																			
	<table border="1"> <thead> <tr> <th rowspan="2"></th> <th colspan="3">OVERALL DIMENSIONS</th> <th colspan="3">SEAT DIMENSIONS</th> <th colspan="2">BACK DIMENSIONS</th> </tr> <tr> <th>W</th> <th>D</th> <th>H</th> <th>W</th> <th>D</th> <th>H</th> <th>W</th> <th>H</th> </tr> </thead> <tbody> <tr> <td>IN</td> <td>24</td> <td>24.5</td> <td>34</td> <td>19</td> <td>19</td> <td>19</td> <td>18.5</td> <td>16</td> </tr> <tr> <td>MM</td> <td>610</td> <td>622</td> <td>864</td> <td>483</td> <td>483</td> <td>483</td> <td>470</td> <td>406</td> </tr> </tbody> </table>		OVERALL DIMENSIONS			SEAT DIMENSIONS			BACK DIMENSIONS		W	D	H	W	D	H	W	H	IN	24	24.5	34	19	19	19	18.5	16	MM	610	622	864	483	483	483	470	406
			OVERALL DIMENSIONS			SEAT DIMENSIONS			BACK DIMENSIONS																											
		W	D	H	W	D	H	W	H																											
IN	24	24.5	34	19	19	19	18.5	16																												
MM	610	622	864	483	483	483	470	406																												
<p>Ergonomic features: M, N</p> <p>RTA 8  1 per carton </p>																																				
 <p>Mesh Back Guest Chair Unit weight: 28 LB 12.7 KG Carton weight: 28 LB 12.7 KG Carton volume: 5.25 FT³ 0.14 MT³</p>	<p>List price</p> <p>OTG3930B 358</p>																																			
	<table border="1"> <thead> <tr> <th rowspan="2"></th> <th colspan="3">OVERALL DIMENSIONS</th> <th colspan="3">SEAT DIMENSIONS</th> <th colspan="2">BACK DIMENSIONS</th> </tr> <tr> <th>W</th> <th>D</th> <th>H</th> <th>W</th> <th>D</th> <th>H</th> <th>W</th> <th>H</th> </tr> </thead> <tbody> <tr> <td>IN</td> <td>24.75</td> <td>24</td> <td>34.25</td> <td>19</td> <td>19</td> <td>19</td> <td>18</td> <td>17</td> </tr> <tr> <td>MM</td> <td>629</td> <td>610</td> <td>870</td> <td>483</td> <td>483</td> <td>483</td> <td>457</td> <td>432</td> </tr> </tbody> </table>		OVERALL DIMENSIONS			SEAT DIMENSIONS			BACK DIMENSIONS		W	D	H	W	D	H	W	H	IN	24.75	24	34.25	19	19	19	18	17	MM	629	610	870	483	483	483	457	432
			OVERALL DIMENSIONS			SEAT DIMENSIONS			BACK DIMENSIONS																											
		W	D	H	W	D	H	W	H																											
IN	24.75	24	34.25	19	19	19	18	17																												
MM	629	610	870	483	483	483	457	432																												
<p>Ergonomic features: M, N</p> <p>RTA 8  1 per carton </p>																																				

FINCH



model MVL11703



model MVL11704

STANDARD FEATURES



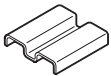
- Oval tube steel frame available in monochromatic Black only.
- Molded plastic seat and outer back shell.
- All models stack 8 high on the floor.
- Stacked chairs may leave frame impressions in chair(s) below.
- Ganging clamp model MVL11705 can be used on Finch models. Use one clamp for armless model. Use two clamps on armchair applied on front and rear legs.
- Can be upholstered in all Global grade 1 seating textiles or in Luxhide bonded leather (see page 134).
- Compliant with the emissions guidelines set by the GREENGUARD Environmental Institute.
- Limited Warranty (5-year exceptions apply - see page 138).
- Weight capacity for this series is 300 lbs.

OPTIONAL FEATURES

- For hard surface flooring, please specify non-marking glides (NM). No upcharge.

ALTERNATE TEXTILE OPTIONS

- Graded-in textiles are available. No minimum quantities. Contact Customer Service for pricing.

DESCRIPTION	MODEL# / FEATURES	List price																																	
 <p>Stacking Armchair Unit weight: 16 LB 7.3 KG Carton weight: 19 LB 8.62 KG Carton volume: 17.75 FT³ 0.5 MT³</p>	<p>MVL11703</p> <p>Upholstered seat and back. Stacks 8 high on floor.</p>	286																																	
		<table border="1"> <thead> <tr> <th colspan="3">OVERALL DIMENSIONS</th> <th colspan="3">SEAT DIMENSIONS</th> <th colspan="2">BACK DIMENSIONS</th> </tr> <tr> <th>W</th> <th>D</th> <th>H</th> <th>W</th> <th>D</th> <th>H</th> <th>W</th> <th>H</th> </tr> </thead> <tbody> <tr> <td>IN 21.25</td> <td>23</td> <td>32</td> <td>18</td> <td>18</td> <td>18</td> <td>18</td> <td>14</td> </tr> <tr> <td>MM 540</td> <td>584</td> <td>813</td> <td>457</td> <td>457</td> <td>457</td> <td>457</td> <td>356</td> </tr> </tbody> </table>		OVERALL DIMENSIONS			SEAT DIMENSIONS			BACK DIMENSIONS		W	D	H	W	D	H	W	H	IN 21.25	23	32	18	18	18	18	14	MM 540	584	813	457	457	457	457	356
		OVERALL DIMENSIONS			SEAT DIMENSIONS			BACK DIMENSIONS																											
W	D	H	W	D	H	W	H																												
IN 21.25	23	32	18	18	18	18	14																												
MM 540	584	813	457	457	457	457	356																												
<p>RTA 00 3 per carton (pricing and specifications are for one chair)</p>																																			
 <p>Armless Stacking Chair Unit weight: 15 LB 6.8 KG Carton weight: 18 LB 8.16 KG Carton volume: 17.75 FT³ 0.5 MT³</p>	<p>MVL11704</p> <p>Upholstered seat and back. Stacks 8 high on floor.</p>	263																																	
		<table border="1"> <thead> <tr> <th colspan="3">OVERALL DIMENSIONS</th> <th colspan="3">SEAT DIMENSIONS</th> <th colspan="2">BACK DIMENSIONS</th> </tr> <tr> <th>W</th> <th>D</th> <th>H</th> <th>W</th> <th>D</th> <th>H</th> <th>W</th> <th>H</th> </tr> </thead> <tbody> <tr> <td>IN 21</td> <td>23</td> <td>30.5</td> <td>18</td> <td>15</td> <td>18.5</td> <td>17</td> <td>14.5</td> </tr> <tr> <td>MM 533</td> <td>584</td> <td>775</td> <td>457</td> <td>381</td> <td>470</td> <td>432</td> <td>368</td> </tr> </tbody> </table>		OVERALL DIMENSIONS			SEAT DIMENSIONS			BACK DIMENSIONS		W	D	H	W	D	H	W	H	IN 21	23	30.5	18	15	18.5	17	14.5	MM 533	584	775	457	381	470	432	368
		OVERALL DIMENSIONS			SEAT DIMENSIONS			BACK DIMENSIONS																											
W	D	H	W	D	H	W	H																												
IN 21	23	30.5	18	15	18.5	17	14.5																												
MM 533	584	775	457	381	470	432	368																												
<p>RTA 00 3 per carton (pricing and specifications are for one chair)</p>																																			
 <p>Ganging Clamp Unit weight: 0.25 LB 0.1 KG Carton weight: 0.3 LB 0.14 KG Carton volume: 0.08 FT³ 0.002 MT³</p>	<p>MVL11705</p>	65																																	
		<table border="1"> <thead> <tr> <th colspan="3">OVERALL DIMENSIONS</th> <th colspan="3">SEAT DIMENSIONS</th> <th colspan="2">BACK DIMENSIONS</th> </tr> <tr> <th>W</th> <th>D</th> <th>H</th> <th>W</th> <th>D</th> <th>H</th> <th>W</th> <th>H</th> </tr> </thead> <tbody> <tr> <td>IN 3.41</td> <td>3.16</td> <td>0.75</td> <td>-</td> <td>-</td> <td>-</td> <td>-</td> <td>-</td> </tr> <tr> <td>MM 87</td> <td>80</td> <td>19</td> <td>-</td> <td>-</td> <td>-</td> <td>-</td> <td>-</td> </tr> </tbody> </table>		OVERALL DIMENSIONS			SEAT DIMENSIONS			BACK DIMENSIONS		W	D	H	W	D	H	W	H	IN 3.41	3.16	0.75	-	-	-	-	-	MM 87	80	19	-	-	-	-	-
		OVERALL DIMENSIONS			SEAT DIMENSIONS			BACK DIMENSIONS																											
W	D	H	W	D	H	W	H																												
IN 3.41	3.16	0.75	-	-	-	-	-																												
MM 87	80	19	-	-	-	-	-																												
<p>RTA 00 10 per carton (pricing and specifications are for one clamp)</p>																																			

FORMAT



model MVL3191



model MVL3192

STANDARD FEATURES

- Synchro-tilter chairs with mesh back and upholstered seat. Canadian made.
- Standard with height and width adjustable arms with soft self-skinned urethane (SSU) armcaps that slide forward and backward.
- Dual wheel carpet casters (C1) are standard.
- Air flow mesh back is available in Black only.
- Seating surface can be upholstered in Luxhide bonded leather, in various colours or in all Global grade 1 seating textiles (see page 134).
- MVL3192 features an adjustable headrest which tilts and moves up and down to fit comfortably into the curve of the neck.
- Compliant with the emissions guidelines set by the GREENGUARD Environmental Institute.
- Limited Warranty (5-year exceptions apply - see page 138).
- Weight capacity for this series is 300 lbs.

CHAIR ADJUSTMENTS



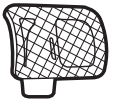
- Synchro tilt with upright position tilt lock.
- Tilt tension adjustment.
- Ratchet back height and headrest adjustment.
- Pneumatic seat height adjustment.

OPTIONAL FEATURES

- For hard surface flooring casters, please specify (C9R). Add \$21/set.

ALTERNATE TEXTILE OPTIONS

- Graded-in textiles are available (seat only). No minimum quantities. Contact Customer Service for pricing.

DESCRIPTION	MODEL# / FEATURES																																		
 <p>High Back Synchro-Tilter, Mesh Back and Uph Seat Unit weight: 43 LB 19.5 KG Carton weight: 54 LB 24.49 KG Carton volume: 10.5 FT³ 0.29 MT³</p>	<p>List price</p> <p>MVL3191 Luxhide bonded leather or fabric</p> <p>724</p>																																		
	<table border="1"> <thead> <tr> <th rowspan="2"></th> <th colspan="3">OVERALL DIMENSIONS</th> <th colspan="3">SEAT DIMENSIONS</th> <th colspan="2">BACK DIMENSIONS</th> </tr> <tr> <th>W</th> <th>D</th> <th>H</th> <th>W</th> <th>D</th> <th>H</th> <th>W</th> <th>H</th> </tr> </thead> <tbody> <tr> <td>IN</td> <td>24.5</td> <td>23</td> <td>43</td> <td>19.5</td> <td>17.5</td> <td>16-21</td> <td>17.5</td> <td>23-25.5</td> </tr> <tr> <td>MM</td> <td>622</td> <td>584</td> <td>1092</td> <td>495</td> <td>445</td> <td>406-533</td> <td>445</td> <td>584-648</td> </tr> </tbody> </table> <p>Ergonomic features: A, B, C, D, H, L, M, N, Q</p> <p>RTA 2 courier 1 per carton CANADA GREENGUARD CERTIFIED</p>		OVERALL DIMENSIONS			SEAT DIMENSIONS			BACK DIMENSIONS		W	D	H	W	D	H	W	H	IN	24.5	23	43	19.5	17.5	16-21	17.5	23-25.5	MM	622	584	1092	495	445	406-533	445
	OVERALL DIMENSIONS			SEAT DIMENSIONS			BACK DIMENSIONS																												
	W	D	H	W	D	H	W	H																											
IN	24.5	23	43	19.5	17.5	16-21	17.5	23-25.5																											
MM	622	584	1092	495	445	406-533	445	584-648																											
 <p>High Back Synchro-Tilter w/Headrest, Mesh Back and Uph Seat Unit weight: 45 LB 20.5 KG Carton weight: 57 LB 25.85 KG Carton volume: 10.5 FT³ 0.29 MT³</p>	<p>List price</p> <p>MVL3192 Luxhide bonded leather or fabric</p> <p>805</p>																																		
	<table border="1"> <thead> <tr> <th rowspan="2"></th> <th colspan="3">OVERALL DIMENSIONS</th> <th colspan="3">SEAT DIMENSIONS</th> <th colspan="2">BACK DIMENSIONS</th> </tr> <tr> <th>W</th> <th>D</th> <th>H</th> <th>W</th> <th>D</th> <th>H</th> <th>W</th> <th>H</th> </tr> </thead> <tbody> <tr> <td>IN</td> <td>24.5</td> <td>23</td> <td>50.5</td> <td>19.5</td> <td>17.5</td> <td>16-21</td> <td>17.5</td> <td>30-32.5</td> </tr> <tr> <td>MM</td> <td>622</td> <td>584</td> <td>1283</td> <td>495</td> <td>445</td> <td>406-533</td> <td>445</td> <td>762-826</td> </tr> </tbody> </table> <p>Ergonomic features: A, B, C, D, H, L, M, N, Q</p> <p>RTA 2 courier 1 per carton CANADA GREENGUARD CERTIFIED</p>		OVERALL DIMENSIONS			SEAT DIMENSIONS			BACK DIMENSIONS		W	D	H	W	D	H	W	H	IN	24.5	23	50.5	19.5	17.5	16-21	17.5	30-32.5	MM	622	584	1283	495	445	406-533	445
	OVERALL DIMENSIONS			SEAT DIMENSIONS			BACK DIMENSIONS																												
	W	D	H	W	D	H	W	H																											
IN	24.5	23	50.5	19.5	17.5	16-21	17.5	30-32.5																											
MM	622	584	1283	495	445	406-533	445	762-826																											
 <p>Headrest for Format Chairs Unit weight: 1 LB 0.5 KG Carton weight: 2 LB 0.91 KG Carton volume: 0.5 FT³ 0.01 MT³</p>	<p>List price</p> <p>MVL3196</p> <p>82</p>																																		
	<table border="1"> <thead> <tr> <th rowspan="2"></th> <th colspan="3">OVERALL DIMENSIONS</th> <th colspan="3">SEAT DIMENSIONS</th> <th colspan="2">BACK DIMENSIONS</th> </tr> <tr> <th>W</th> <th>D</th> <th>H</th> <th>W</th> <th>D</th> <th>H</th> <th>W</th> <th>H</th> </tr> </thead> <tbody> <tr> <td>IN</td> <td>11.25</td> <td>4.5</td> <td>9</td> <td>-</td> <td>-</td> <td>-</td> <td>-</td> <td>-</td> </tr> <tr> <td>MM</td> <td>286</td> <td>114</td> <td>229</td> <td>-</td> <td>-</td> <td>-</td> <td>-</td> <td>-</td> </tr> </tbody> </table> <p>Easily attaches to MVL3191.</p> <p>Available in Black mesh only.</p> <p>RTA 00 courier 1 per carton CANADA GREENGUARD CERTIFIED</p>		OVERALL DIMENSIONS			SEAT DIMENSIONS			BACK DIMENSIONS		W	D	H	W	D	H	W	H	IN	11.25	4.5	9	-	-	-	-	-	MM	286	114	229	-	-	-	-
	OVERALL DIMENSIONS			SEAT DIMENSIONS			BACK DIMENSIONS																												
	W	D	H	W	D	H	W	H																											
IN	11.25	4.5	9	-	-	-	-	-																											
MM	286	114	229	-	-	-	-	-																											

FORMAT+



model MVL3197



model MVL3198U

STANDARD FEATURES






- Weight sensing synchro-tilter chair with upholstered seat and mesh back or with mesh seat and mesh back.
- Standard with height and width adjustable T-arms with sliding, rotating and lockable armcaps.
- Width adjustable arm extensions are standard. Allows the arms to move away from the seat by 2" on each side for additional space.
- Air flow mesh seat, back and headrest are available in Black only.
- Black frame with a Black 5-prong, injection molded fiberglass reinforced nylon base with dual wheel carpet casters (C82).
- MVL3198 and MVL3198U feature an adjustable mesh headrest that tilts and moves up and down to fit comfortably into the curve of the neck.
- Seats on models MVL3197U and MVL3198U can be upholstered in Luxhide bonded leather, in various colours or in all Global grade 1 seating textiles (see page 134).
- Limited Warranty (5-year exceptions apply - see page 138).
- Weight capacity for this series is 300 lbs.


CHAIR ADJUSTMENTS

- Synchro tilt with multi position tilt lock.
- Automatic tilt tension adjustment.
- Side activated sliding seat depth adjustment.
- Ratchet back height and headrest adjustment.
- Pneumatic seat height adjustment.

OPTIONAL FEATURES

- For hard surface flooring casters, please specify (C82R). Add \$21/set.

DESCRIPTION	MODEL# / FEATURES																																			
 <p>High Back Weight Sensing Synchro-Tilter, Uph Seat and Mesh Back Unit weight: 43.5 LB 19.8 KG Carton weight: 55.5 LB 25.17 KG Carton volume: 10.5 FT³ 0.29 MT³</p>	<p>List price</p> <p>MVL3197U 786</p>																																			
	<table border="1"> <thead> <tr> <th rowspan="2"></th> <th colspan="3">OVERALL DIMENSIONS</th> <th colspan="3">SEAT DIMENSIONS</th> <th colspan="2">BACK DIMENSIONS</th> </tr> <tr> <th>W</th> <th>D</th> <th>H</th> <th>W</th> <th>D</th> <th>H</th> <th>W</th> <th>H</th> </tr> </thead> <tbody> <tr> <td>IN</td> <td>25.5</td> <td>25.5</td> <td>41.62</td> <td>20</td> <td>18</td> <td>16-20</td> <td>18.5</td> <td>22.5-24.75</td> </tr> <tr> <td>MM</td> <td>648</td> <td>648</td> <td>1057</td> <td>508</td> <td>457</td> <td>406-508</td> <td>470</td> <td>572-629</td> </tr> </tbody> </table> <p>Ergonomic features: A, B, C, D, E, H, L, M, N, Q, R, U RTA 2  1 per carton</p>		OVERALL DIMENSIONS			SEAT DIMENSIONS			BACK DIMENSIONS		W	D	H	W	D	H	W	H	IN	25.5	25.5	41.62	20	18	16-20	18.5	22.5-24.75	MM	648	648	1057	508	457	406-508	470	572-629
			OVERALL DIMENSIONS			SEAT DIMENSIONS			BACK DIMENSIONS																											
W		D	H	W	D	H	W	H																												
IN	25.5	25.5	41.62	20	18	16-20	18.5	22.5-24.75																												
MM	648	648	1057	508	457	406-508	470	572-629																												
<p>List price</p> <p>MVL3197 821</p>																																				
 <p>High Back Weight Sensing Synchro-Tilter, Mesh Seat and Back Unit weight: 47 LB 21.4 KG Carton weight: 52 LB 23.59 KG Carton volume: 10.5 FT³ 0.29 MT³</p>	<p>List price</p> <p>MVL3197 821</p>																																			
	<table border="1"> <thead> <tr> <th rowspan="2"></th> <th colspan="3">OVERALL DIMENSIONS</th> <th colspan="3">SEAT DIMENSIONS</th> <th colspan="2">BACK DIMENSIONS</th> </tr> <tr> <th>W</th> <th>D</th> <th>H</th> <th>W</th> <th>D</th> <th>H</th> <th>W</th> <th>H</th> </tr> </thead> <tbody> <tr> <td>IN</td> <td>24.5</td> <td>24</td> <td>41.5</td> <td>20</td> <td>18</td> <td>16.5-20.5</td> <td>18.5</td> <td>24-26.5</td> </tr> <tr> <td>MM</td> <td>622</td> <td>610</td> <td>1054</td> <td>508</td> <td>457</td> <td>419-521</td> <td>470</td> <td>610-673</td> </tr> </tbody> </table> <p>Ergonomic features: A, B, C, D, E, H, L, M, Q, R, U RTA 2  1 per carton</p>		OVERALL DIMENSIONS			SEAT DIMENSIONS			BACK DIMENSIONS		W	D	H	W	D	H	W	H	IN	24.5	24	41.5	20	18	16.5-20.5	18.5	24-26.5	MM	622	610	1054	508	457	419-521	470	610-673
			OVERALL DIMENSIONS			SEAT DIMENSIONS			BACK DIMENSIONS																											
W		D	H	W	D	H	W	H																												
IN	24.5	24	41.5	20	18	16.5-20.5	18.5	24-26.5																												
MM	622	610	1054	508	457	419-521	470	610-673																												
<p>List price</p> <p>MVL3198U 864</p>																																				
 <p>High Back Weight Sensing Synchro-Tilter w/Headrest, Uph Seat and Mesh Back Unit weight: 45 LB 20.5 KG Carton weight: 57 LB 25.85 KG Carton volume: 10.5 FT³ 0.29 MT³</p>	<p>List price</p> <p>MVL3198U 864</p>																																			
	<table border="1"> <thead> <tr> <th rowspan="2"></th> <th colspan="3">OVERALL DIMENSIONS</th> <th colspan="3">SEAT DIMENSIONS</th> <th colspan="2">BACK DIMENSIONS</th> </tr> <tr> <th>W</th> <th>D</th> <th>H</th> <th>W</th> <th>D</th> <th>H</th> <th>W</th> <th>H</th> </tr> </thead> <tbody> <tr> <td>IN</td> <td>25.5</td> <td>25.5</td> <td>49.75</td> <td>20</td> <td>18</td> <td>16-20</td> <td>18.5</td> <td>22.5-24.75</td> </tr> <tr> <td>MM</td> <td>648</td> <td>648</td> <td>1264</td> <td>508</td> <td>457</td> <td>406-508</td> <td>470</td> <td>572-629</td> </tr> </tbody> </table> <p>Ergonomic features: A, B, C, D, E, H, L, M, N, Q, R, U RTA 2 1 per carton</p>		OVERALL DIMENSIONS			SEAT DIMENSIONS			BACK DIMENSIONS		W	D	H	W	D	H	W	H	IN	25.5	25.5	49.75	20	18	16-20	18.5	22.5-24.75	MM	648	648	1264	508	457	406-508	470	572-629
			OVERALL DIMENSIONS			SEAT DIMENSIONS			BACK DIMENSIONS																											
W		D	H	W	D	H	W	H																												
IN	25.5	25.5	49.75	20	18	16-20	18.5	22.5-24.75																												
MM	648	648	1264	508	457	406-508	470	572-629																												
<p>List price</p> <p>MVL3198U 864</p>																																				

DESCRIPTION	MODEL# / FEATURES																																				
		List price																																			
<p>High Back Weight Sensing Synchro-Tilter w/Headrest, Mesh Seat and Back Unit weight: 48.5 LB 22 KG Carton weight: 60.5 LB 27.44 KG Carton volume: 10.5 FT³ 0.29 MT³</p>	<p>MVL3198</p> <p>Ergonomic features: A, B, C, D, E, H, L, M, Q, R, U</p>	<p>899</p> <table border="1"> <thead> <tr> <th colspan="3">OVERALL DIMENSIONS</th> <th colspan="3">SEAT DIMENSIONS</th> <th colspan="2">BACK DIMENSIONS</th> </tr> <tr> <th></th> <th>W</th> <th>D</th> <th>H</th> <th>W</th> <th>D</th> <th>H</th> <th>W</th> <th>H</th> </tr> </thead> <tbody> <tr> <td>IN</td> <td>24.5</td> <td>24</td> <td>48.5</td> <td>20</td> <td>18</td> <td>16.5-20.5</td> <td>18.5</td> <td>29.5-33.5</td> </tr> <tr> <td>MM</td> <td>622</td> <td>610</td> <td>1232</td> <td>508</td> <td>457</td> <td>419-521</td> <td>470</td> <td>749-851</td> </tr> </tbody> </table> <p>RTA 2 1 per carton</p>	OVERALL DIMENSIONS			SEAT DIMENSIONS			BACK DIMENSIONS			W	D	H	W	D	H	W	H	IN	24.5	24	48.5	20	18	16.5-20.5	18.5	29.5-33.5	MM	622	610	1232	508	457	419-521	470	749-851
OVERALL DIMENSIONS			SEAT DIMENSIONS			BACK DIMENSIONS																															
	W	D	H	W	D	H	W	H																													
IN	24.5	24	48.5	20	18	16.5-20.5	18.5	29.5-33.5																													
MM	622	610	1232	508	457	419-521	470	749-851																													

FULL-TIME



model MVL2900

STANDARD FEATURES

- Canadian made, ergonomic seating.
- Extra thick seat foam and contoured back.
- Standard with height and width adjustable arms with self-skinned urethane (SSU) armcaps.
- Dual wheel carpet casters (C65) are standard.
- Can be upholstered in all Global grade 1 seating textiles with the exception of Luxhide (see page 134).
- Compliant with the emissions guidelines set by the GREENGUARD Environmental Institute.
- Limited Warranty (5-year exceptions apply - see page 138).
- Weight capacity for this series is 300 lbs.

CHAIR ADJUSTMENTS

- Multi-tilter with infinite position tilt lock.
- Infinite position back and seat angle adjustments, including forward tilt.
- Back height adjustment.
- Pneumatic seat height adjustment.

OPTIONAL FEATURES

- For hard surface flooring casters, please specify (C65R). Add \$21/set.
- For optional sliding seat depth adjustment, please specify (MD). Add \$32.

ALTERNATE TEXTILE OPTIONS

- Graded-in textiles are available. No minimum quantities. Contact Customer Service for pricing.
- Bantam is a durable, bleach cleanable (9:1) vinyl, but due to the stiff nature of the textile, this vinyl is prone to bunching and will not upholster as smoothly as other coverings in this series.

DESCRIPTION

MODEL# / FEATURES



Medium Back Multi-Tilter

Unit weight: 50 LB | 22.7 KG
 Carton weight: 56 LB | 25.4 KG
 Carton volume: 10.5 FT³ | 0.29 M³

		List price							
MVL2900		696							
Fabric									
OVERALL DIMENSIONS			SEAT DIMENSIONS			BACK DIMENSIONS			
	W	D	H	W	D	H	W	H	
IN	24.5	25	41	19.5	19	17.5-21.5	20	20-22	
MM	622	635	1041	495	483	445-546	508	508-559	
Ergonomic features:		RTA 2		courier		1 per carton		CANADA	certified

GENNEX



model OTG11340



model OTG11341

STANDARD FEATURES

- Multi-purpose guest/nesting chairs feature a flip up seat allowing chairs to stack horizontally.
- Durable Black steel frame.
- Black mesh back.
- Models with arms or without arms are available. Armchair features Black polyurethane armcaps.
- Dual wheel carpet casters are standard.
- Seat can be upholstered in all Global grade 1 seating textiles or in Luxhide bonded leather (see page 134).
- Compliant with the emissions guidelines set by the GREENGUARD Environmental Institute.
- Limited Warranty (5-year exceptions apply - see page 138).
- Weight capacity for this series is 300 lbs.

OPTIONAL FEATURES

- Hard surface flooring casters (**C9RSET4**) can be purchased separately. Add \$76/set.

ALTERNATE TEXTILE OPTIONS

- Graded-in textiles are available (seat only). No minimum quantities. Contact Customer Service for pricing.

DESCRIPTION	MODEL# / FEATURES
-------------	-------------------



Nesting Guest Armchair w/Casters, Mesh Back and Uph Seat

Unit weight: 24 LB | 10.9 KG
 Carton weight: 29 LB | 13.15 KG
 Carton volume: 15.75 FT³ | 0.44 MT³

Ergonomic features:
M, N

List price

OTG11340 555

	OVERALL DIMENSIONS			SEAT DIMENSIONS			BACK DIMENSIONS	
	W	D	H	W	D	H	W	H
IN	25.5	22	33	17.5	16.5	20.5	17	15
MM	648	559	838	445	419	521	432	381



2 per carton (pricing and specifications are for one chair)



Armless Nesting Guest Chair w/Casters, Mesh Back and Uph Seat

Unit weight: 21 LB | 9.5 KG
 Carton weight: 25.5 LB | 11.57 KG
 Carton volume: 13.25 FT³ | 0.37 MT³

Ergonomic features:
M, N

List price

OTG11341 531

	OVERALL DIMENSIONS			SEAT DIMENSIONS			BACK DIMENSIONS	
	W	D	H	W	D	H	W	H
IN	22	22	33	17.5	16.5	20.5	17	15
MM	559	559	838	445	419	521	432	381



2 per carton (pricing and specifications are for one chair)



IBEX



model MVL2801



model MVL2814



model MVL2807



model MVL2809

STANDARD FEATURES

- Ergonomic mesh seating designed to promote good posture and provide maximum comfort. Designed by Zooley Chu, Canadian made.
- Available with four different mechanism options: synchro-tilter, multi-tilter, tilter and task. Height adjustable chairs available with task mechanism only.
- Standard with height adjustable T-arms with self-skinned urethane (SSU) armcaps (except armless and guest chairs).
- Dual wheel carpet casters (C1) are standard (except four-legged guest chairs).
- Guest chairs have polymer armcaps (except armless models), a welded steel wall saver frame and are shipped fully assembled.
- Mesh back and mesh seat models can only be upholstered in Black mesh (MS69).
- Mesh back and upholstered seat models: Mesh back is available in Black (MS69) only and seating surface can be upholstered in Luxhide bonded leather (various colours) or in all Global grade 1 seating textiles (see page 134).
- Compliant with the emissions guidelines set by the GREENGUARD Environmental Institute.
- Limited Warranty (5-year exceptions apply - see page 138).
- Weight capacity for this series is 300 lbs.

CHAIR ADJUSTMENTS



- Synchro-tilter chairs**
 - Synchro tilt with multi-position tilt lock.
 - Tilt tension adjustment.
 - Adjustable lumbar support.
 - Pneumatic seat height adjustment.
- Multi-tilter chairs**
 - Infinite position tilt lock.
 - Tilt tension adjustment.
 - Infinite back and seat angle adjustment.
 - Adjustable lumbar support.
 - Pneumatic seat height adjustment.
- Tilter chairs**
 - Center tilt with upright position tilt lock.
 - Tilt tension adjustment.
 - Seat depth adjustment.
 - Adjustable lumbar support.
 - Pneumatic seat height adjustment.
- Task chairs**
 - Seat depth adjustment.
 - Adjustable lumbar support.
 - Pneumatic seat height adjustment.
- Height adjustable chairs**
 - Task mechanism.
 - Adjustable lumbar support.
 - Pneumatic seat height adjustment.
 - Height adjustable Chrome footrest.

























OPTIONAL FEATURES


- For hard surface flooring casters, please specify **(C9R)**. Add \$21/set.
- For optional sliding seat depth adjustment on multi-tilter chairs, please specify **(MD)**. Add \$32.


ALTERNATE TEXTILE OPTIONS


- Graded-in textiles are available. No minimum quantities. Contact Customer Service for pricing.


DESCRIPTION	MODEL# / FEATURES																																		
 <p>Synchro-Tilter, Mesh Back and Uph Seat Unit weight: 42 LB 19.1 KG Carton weight: 51 LB 23.13 KG Carton volume: 10.5 FT³ 0.29 MT³</p>	<p>List price</p> <p>MVL2801 Luxhide bonded leather or fabric</p> <p>726</p>																																		
	<table border="1"> <thead> <tr> <th rowspan="2"></th> <th colspan="3">OVERALL DIMENSIONS</th> <th colspan="3">SEAT DIMENSIONS</th> <th colspan="2">BACK DIMENSIONS</th> </tr> <tr> <th>W</th> <th>D</th> <th>H</th> <th>W</th> <th>D</th> <th>H</th> <th>W</th> <th>H</th> </tr> </thead> <tbody> <tr> <td>IN</td> <td>26</td> <td>26.5</td> <td>39.5</td> <td>20</td> <td>18.5</td> <td>16.5-21.5</td> <td>19.5</td> <td>20.5</td> </tr> <tr> <td>MM</td> <td>660</td> <td>673</td> <td>1003</td> <td>508</td> <td>470</td> <td>419-546</td> <td>495</td> <td>521</td> </tr> </tbody> </table> <p>Ergonomic features: A, B, C, D, H, L, M, N</p> <p>RTA 2 courier 1 per carton CANADA GREENGUARD</p>		OVERALL DIMENSIONS			SEAT DIMENSIONS			BACK DIMENSIONS		W	D	H	W	D	H	W	H	IN	26	26.5	39.5	20	18.5	16.5-21.5	19.5	20.5	MM	660	673	1003	508	470	419-546	495
	OVERALL DIMENSIONS			SEAT DIMENSIONS			BACK DIMENSIONS																												
	W	D	H	W	D	H	W	H																											
IN	26	26.5	39.5	20	18.5	16.5-21.5	19.5	20.5																											
MM	660	673	1003	508	470	419-546	495	521																											
 <p>Multi-Tilter, Mesh Back and Uph Seat Unit weight: 47 LB 21.4 KG Carton weight: 56 LB 25.4 KG Carton volume: 10.5 FT³ 0.29 MT³</p>	<p>List price</p> <p>MVL2803 Luxhide bonded leather or fabric</p> <p>791</p>																																		
	<table border="1"> <thead> <tr> <th rowspan="2"></th> <th colspan="3">OVERALL DIMENSIONS</th> <th colspan="3">SEAT DIMENSIONS</th> <th colspan="2">BACK DIMENSIONS</th> </tr> <tr> <th>W</th> <th>D</th> <th>H</th> <th>W</th> <th>D</th> <th>H</th> <th>W</th> <th>H</th> </tr> </thead> <tbody> <tr> <td>IN</td> <td>26</td> <td>27</td> <td>39.5</td> <td>20</td> <td>18.5</td> <td>17.5-22.5</td> <td>19.5</td> <td>20</td> </tr> <tr> <td>MM</td> <td>660</td> <td>686</td> <td>1003</td> <td>508</td> <td>470</td> <td>445-572</td> <td>495</td> <td>508</td> </tr> </tbody> </table> <p>Ergonomic features: A, B, C, D, F, G, H, M, N, S</p> <p>RTA 2 courier 1 per carton CANADA GREENGUARD</p>		OVERALL DIMENSIONS			SEAT DIMENSIONS			BACK DIMENSIONS		W	D	H	W	D	H	W	H	IN	26	27	39.5	20	18.5	17.5-22.5	19.5	20	MM	660	686	1003	508	470	445-572	495
	OVERALL DIMENSIONS			SEAT DIMENSIONS			BACK DIMENSIONS																												
	W	D	H	W	D	H	W	H																											
IN	26	27	39.5	20	18.5	17.5-22.5	19.5	20																											
MM	660	686	1003	508	470	445-572	495	508																											


DESCRIPTION		MODEL# / FEATURES																																					
	MVL2804 Luxhide bonded leather or fabric	List price	695																																				
		<table border="1"> <thead> <tr> <th rowspan="2"></th> <th colspan="3">OVERALL DIMENSIONS</th> <th colspan="3">SEAT DIMENSIONS</th> <th colspan="2">BACK DIMENSIONS</th> </tr> <tr> <th>W</th> <th>D</th> <th>H</th> <th>W</th> <th>D</th> <th>H</th> <th>W</th> <th>H</th> </tr> </thead> <tbody> <tr> <td>IN</td> <td>26</td> <td>26.5</td> <td>38.5</td> <td>20</td> <td>18.5</td> <td>16.5-21.5</td> <td>19.5</td> <td>20.5</td> </tr> <tr> <td>MM</td> <td>660</td> <td>673</td> <td>978</td> <td>508</td> <td>470</td> <td>419-546</td> <td>495</td> <td>521</td> </tr> </tbody> </table>			OVERALL DIMENSIONS			SEAT DIMENSIONS			BACK DIMENSIONS		W	D	H	W	D	H	W	H	IN	26	26.5	38.5	20	18.5	16.5-21.5	19.5	20.5	MM	660	673	978	508	470	419-546	495	521	
			OVERALL DIMENSIONS			SEAT DIMENSIONS			BACK DIMENSIONS																														
W	D		H	W	D	H	W	H																															
IN	26	26.5	38.5	20	18.5	16.5-21.5	19.5	20.5																															
MM	660	673	978	508	470	419-546	495	521																															
Ergonomic features: A, B, C, D, E, H, M, N, S	  1 per carton	 																																					
	MVL2806 Luxhide bonded leather or fabric	List price	631																																				
		<table border="1"> <thead> <tr> <th rowspan="2"></th> <th colspan="3">OVERALL DIMENSIONS</th> <th colspan="3">SEAT DIMENSIONS</th> <th colspan="2">BACK DIMENSIONS</th> </tr> <tr> <th>W</th> <th>D</th> <th>H</th> <th>W</th> <th>D</th> <th>H</th> <th>W</th> <th>H</th> </tr> </thead> <tbody> <tr> <td>IN</td> <td>26</td> <td>26.5</td> <td>37</td> <td>20</td> <td>18.5</td> <td>16-21</td> <td>19.5</td> <td>20.5</td> </tr> <tr> <td>MM</td> <td>660</td> <td>673</td> <td>940</td> <td>508</td> <td>470</td> <td>406-533</td> <td>495</td> <td>521</td> </tr> </tbody> </table>			OVERALL DIMENSIONS			SEAT DIMENSIONS			BACK DIMENSIONS		W	D	H	W	D	H	W	H	IN	26	26.5	37	20	18.5	16-21	19.5	20.5	MM	660	673	940	508	470	406-533	495	521	
			OVERALL DIMENSIONS			SEAT DIMENSIONS			BACK DIMENSIONS																														
W	D		H	W	D	H	W	H																															
IN	26	26.5	37	20	18.5	16-21	19.5	20.5																															
MM	660	673	940	508	470	406-533	495	521																															
Ergonomic features: C, D, E, H, M, N	  1 per carton	 																																					
	MVL2807 Luxhide bonded leather or fabric	List price	724																																				
		<table border="1"> <thead> <tr> <th rowspan="2"></th> <th colspan="3">OVERALL DIMENSIONS</th> <th colspan="3">SEAT DIMENSIONS</th> <th colspan="2">BACK DIMENSIONS</th> </tr> <tr> <th>W</th> <th>D</th> <th>H</th> <th>W</th> <th>D</th> <th>H</th> <th>W</th> <th>H</th> </tr> </thead> <tbody> <tr> <td>IN</td> <td>20</td> <td>26.5</td> <td>48</td> <td>20</td> <td>18.5</td> <td>23-33</td> <td>19.5</td> <td>20.5</td> </tr> <tr> <td>MM</td> <td>508</td> <td>673</td> <td>1219</td> <td>508</td> <td>470</td> <td>584-838</td> <td>495</td> <td>521</td> </tr> </tbody> </table>			OVERALL DIMENSIONS			SEAT DIMENSIONS			BACK DIMENSIONS		W	D	H	W	D	H	W	H	IN	20	26.5	48	20	18.5	23-33	19.5	20.5	MM	508	673	1219	508	470	584-838	495	521	
			OVERALL DIMENSIONS			SEAT DIMENSIONS			BACK DIMENSIONS																														
W	D		H	W	D	H	W	H																															
IN	20	26.5	48	20	18.5	23-33	19.5	20.5																															
MM	508	673	1219	508	470	584-838	495	521																															
Ergonomic features: C, D, M, N	  1 per carton	 																																					
	MVL2808 Luxhide bonded leather or fabric	List price	846																																				
		<table border="1"> <thead> <tr> <th rowspan="2"></th> <th colspan="3">OVERALL DIMENSIONS</th> <th colspan="3">SEAT DIMENSIONS</th> <th colspan="2">BACK DIMENSIONS</th> </tr> <tr> <th>W</th> <th>D</th> <th>H</th> <th>W</th> <th>D</th> <th>H</th> <th>W</th> <th>H</th> </tr> </thead> <tbody> <tr> <td>IN</td> <td>26</td> <td>26.5</td> <td>48</td> <td>20</td> <td>18.5</td> <td>23-33</td> <td>19.5</td> <td>20.5</td> </tr> <tr> <td>MM</td> <td>660</td> <td>673</td> <td>1219</td> <td>508</td> <td>470</td> <td>584-838</td> <td>495</td> <td>521</td> </tr> </tbody> </table>			OVERALL DIMENSIONS			SEAT DIMENSIONS			BACK DIMENSIONS		W	D	H	W	D	H	W	H	IN	26	26.5	48	20	18.5	23-33	19.5	20.5	MM	660	673	1219	508	470	584-838	495	521	
			OVERALL DIMENSIONS			SEAT DIMENSIONS			BACK DIMENSIONS																														
W	D		H	W	D	H	W	H																															
IN	26	26.5	48	20	18.5	23-33	19.5	20.5																															
MM	660	673	1219	508	470	584-838	495	521																															
Ergonomic features: C, D, H, M, N	  1 per carton	 																																					
	MVL2809 Luxhide bonded leather or fabric	List price	535																																				
		<table border="1"> <thead> <tr> <th rowspan="2"></th> <th colspan="3">OVERALL DIMENSIONS</th> <th colspan="3">SEAT DIMENSIONS</th> <th colspan="2">BACK DIMENSIONS</th> </tr> <tr> <th>W</th> <th>D</th> <th>H</th> <th>W</th> <th>D</th> <th>H</th> <th>W</th> <th>H</th> </tr> </thead> <tbody> <tr> <td>IN</td> <td>25.25</td> <td>24</td> <td>34.5</td> <td>19.5</td> <td>18</td> <td>17.5</td> <td>19</td> <td>17</td> </tr> <tr> <td>MM</td> <td>641</td> <td>610</td> <td>876</td> <td>495</td> <td>457</td> <td>445</td> <td>483</td> <td>432</td> </tr> </tbody> </table>			OVERALL DIMENSIONS			SEAT DIMENSIONS			BACK DIMENSIONS		W	D	H	W	D	H	W	H	IN	25.25	24	34.5	19.5	18	17.5	19	17	MM	641	610	876	495	457	445	483	432	
			OVERALL DIMENSIONS			SEAT DIMENSIONS			BACK DIMENSIONS																														
W	D		H	W	D	H	W	H																															
IN	25.25	24	34.5	19.5	18	17.5	19	17																															
MM	641	610	876	495	457	445	483	432																															
Stacks 5 high. Ergonomic features: M, N	 1 per carton	 																																					





















DESCRIPTION	MODEL# / FEATURES	List price																																				
 <p>Guest Chair w/Casters, Mesh Back and Uph Seat Unit weight: 20 LB 9.1 KG Carton weight: 28 LB 12.7 KG Carton volume: 15.5 FT³ 0.43 MT³</p>	<p>MVL2809C Luxhide bonded leather or fabric</p> <p>Ergonomic features: M, N</p>	647																																				
		<table border="1"> <thead> <tr> <th rowspan="2"></th> <th colspan="3">OVERALL DIMENSIONS</th> <th colspan="3">SEAT DIMENSIONS</th> <th colspan="2">BACK DIMENSIONS</th> </tr> <tr> <th>W</th> <th>D</th> <th>H</th> <th>W</th> <th>D</th> <th>H</th> <th>W</th> <th>H</th> </tr> </thead> <tbody> <tr> <td>IN</td> <td>25.25</td> <td>24</td> <td>34.5</td> <td>19.5</td> <td>18</td> <td>17.5</td> <td>19</td> <td>17</td> </tr> <tr> <td>MM</td> <td>641</td> <td>610</td> <td>876</td> <td>495</td> <td>457</td> <td>445</td> <td>483</td> <td>432</td> </tr> </tbody> </table>			OVERALL DIMENSIONS			SEAT DIMENSIONS			BACK DIMENSIONS		W	D	H	W	D	H	W	H	IN	25.25	24	34.5	19.5	18	17.5	19	17	MM	641	610	876	495	457	445	483	432
			OVERALL DIMENSIONS			SEAT DIMENSIONS			BACK DIMENSIONS																													
			W	D	H	W	D	H	W	H																												
IN	25.25	24	34.5	19.5	18	17.5	19	17																														
MM	641	610	876	495	457	445	483	432																														
<p>RTA 00 1 per carton</p> <p>CANADA CANADIAN certisoap</p>																																						

DESCRIPTION	MODEL# / FEATURES	List price																																				
 <p>Guest Bar Stool, Mesh Back and Uph Seat Unit weight: 25.5 LB 11.6 KG Carton weight: 36 LB 16.33 KG Carton volume: 20 FT³ 0.56 MT³</p>	<p>MVL2809BSMU Luxhide bonded leather or fabric</p> <p>Ergonomic features: M, N</p>	795																																				
		<table border="1"> <thead> <tr> <th rowspan="2"></th> <th colspan="3">OVERALL DIMENSIONS</th> <th colspan="3">SEAT DIMENSIONS</th> <th colspan="2">BACK DIMENSIONS</th> </tr> <tr> <th>W</th> <th>D</th> <th>H</th> <th>W</th> <th>D</th> <th>H</th> <th>W</th> <th>H</th> </tr> </thead> <tbody> <tr> <td>IN</td> <td>25</td> <td>25.75</td> <td>45</td> <td>19.5</td> <td>17.5</td> <td>28.5</td> <td>18.5</td> <td>16.5</td> </tr> <tr> <td>MM</td> <td>635</td> <td>654</td> <td>1143</td> <td>495</td> <td>445</td> <td>724</td> <td>470</td> <td>419</td> </tr> </tbody> </table>			OVERALL DIMENSIONS			SEAT DIMENSIONS			BACK DIMENSIONS		W	D	H	W	D	H	W	H	IN	25	25.75	45	19.5	17.5	28.5	18.5	16.5	MM	635	654	1143	495	445	724	470	419
			OVERALL DIMENSIONS			SEAT DIMENSIONS			BACK DIMENSIONS																													
			W	D	H	W	D	H	W	H																												
IN	25	25.75	45	19.5	17.5	28.5	18.5	16.5																														
MM	635	654	1143	495	445	724	470	419																														
<p>RTA 00 1 per carton</p> <p>CANADA CANADIAN certisoap</p>																																						


DESCRIPTION	MODEL# / FEATURES	List price																																				
 <p>Guest Bar Stool, Uph Back and Seat Unit weight: 25.5 LB 11.6 KG Carton weight: 36 LB 16.33 KG Carton volume: 24 FT³ 0.67 MT³</p>	<p>MVL2809BSUU Luxhide bonded leather or fabric</p> <p>Ergonomic features: M, N</p>	892																																				
		<table border="1"> <thead> <tr> <th rowspan="2"></th> <th colspan="3">OVERALL DIMENSIONS</th> <th colspan="3">SEAT DIMENSIONS</th> <th colspan="2">BACK DIMENSIONS</th> </tr> <tr> <th>W</th> <th>D</th> <th>H</th> <th>W</th> <th>D</th> <th>H</th> <th>W</th> <th>H</th> </tr> </thead> <tbody> <tr> <td>IN</td> <td>25</td> <td>25.75</td> <td>45</td> <td>19.5</td> <td>18.5</td> <td>28.5</td> <td>18.5</td> <td>16.5</td> </tr> <tr> <td>MM</td> <td>635</td> <td>654</td> <td>1143</td> <td>495</td> <td>470</td> <td>724</td> <td>470</td> <td>419</td> </tr> </tbody> </table>			OVERALL DIMENSIONS			SEAT DIMENSIONS			BACK DIMENSIONS		W	D	H	W	D	H	W	H	IN	25	25.75	45	19.5	18.5	28.5	18.5	16.5	MM	635	654	1143	495	470	724	470	419
			OVERALL DIMENSIONS			SEAT DIMENSIONS			BACK DIMENSIONS																													
			W	D	H	W	D	H	W	H																												
IN	25	25.75	45	19.5	18.5	28.5	18.5	16.5																														
MM	635	654	1143	495	470	724	470	419																														
<p>RTA 00 1 per carton</p> <p>CANADA CANADIAN certisoap</p>																																						

DESCRIPTION	MODEL# / FEATURES	List price																																				
 <p>Synchro-Tilter, Uph Back and Seat Unit weight: 42 LB 19.1 KG Carton weight: 51 LB 23.13 KG Carton volume: 10.5 FT³ 0.29 MT³</p>	<p>MVL2811 Luxhide bonded leather or fabric</p> <p>Ergonomic features: A, B, C, D, H, L, M, N</p>	824																																				
		<table border="1"> <thead> <tr> <th rowspan="2"></th> <th colspan="3">OVERALL DIMENSIONS</th> <th colspan="3">SEAT DIMENSIONS</th> <th colspan="2">BACK DIMENSIONS</th> </tr> <tr> <th>W</th> <th>D</th> <th>H</th> <th>W</th> <th>D</th> <th>H</th> <th>W</th> <th>H</th> </tr> </thead> <tbody> <tr> <td>IN</td> <td>26</td> <td>26.5</td> <td>39.5</td> <td>20</td> <td>18.5</td> <td>16.5-21.5</td> <td>19.5</td> <td>20.5</td> </tr> <tr> <td>MM</td> <td>660</td> <td>673</td> <td>1003</td> <td>508</td> <td>470</td> <td>419-546</td> <td>495</td> <td>521</td> </tr> </tbody> </table>			OVERALL DIMENSIONS			SEAT DIMENSIONS			BACK DIMENSIONS		W	D	H	W	D	H	W	H	IN	26	26.5	39.5	20	18.5	16.5-21.5	19.5	20.5	MM	660	673	1003	508	470	419-546	495	521
			OVERALL DIMENSIONS			SEAT DIMENSIONS			BACK DIMENSIONS																													
			W	D	H	W	D	H	W	H																												
IN	26	26.5	39.5	20	18.5	16.5-21.5	19.5	20.5																														
MM	660	673	1003	508	470	419-546	495	521																														
<p>RTA 2 courier 1 per carton</p> <p>CANADA CANADIAN certisoap</p>																																						

DESCRIPTION	MODEL# / FEATURES	List price																																				
 <p>Multi-Tilter, Uph Back and Seat Unit weight: 47 LB 21.4 KG Carton weight: 56 LB 25.4 KG Carton volume: 10.5 FT³ 0.29 MT³</p>	<p>MVL2813 Luxhide bonded leather or fabric</p> <p>Ergonomic features: A, B, C, D, F, G, H, M, N, S</p>	892																																				
		<table border="1"> <thead> <tr> <th rowspan="2"></th> <th colspan="3">OVERALL DIMENSIONS</th> <th colspan="3">SEAT DIMENSIONS</th> <th colspan="2">BACK DIMENSIONS</th> </tr> <tr> <th>W</th> <th>D</th> <th>H</th> <th>W</th> <th>D</th> <th>H</th> <th>W</th> <th>H</th> </tr> </thead> <tbody> <tr> <td>IN</td> <td>26</td> <td>27</td> <td>39.5</td> <td>20</td> <td>18.5</td> <td>17.5-22.5</td> <td>19.5</td> <td>20</td> </tr> <tr> <td>MM</td> <td>660</td> <td>686</td> <td>1003</td> <td>508</td> <td>470</td> <td>445-572</td> <td>495</td> <td>508</td> </tr> </tbody> </table>			OVERALL DIMENSIONS			SEAT DIMENSIONS			BACK DIMENSIONS		W	D	H	W	D	H	W	H	IN	26	27	39.5	20	18.5	17.5-22.5	19.5	20	MM	660	686	1003	508	470	445-572	495	508
			OVERALL DIMENSIONS			SEAT DIMENSIONS			BACK DIMENSIONS																													
			W	D	H	W	D	H	W	H																												
IN	26	27	39.5	20	18.5	17.5-22.5	19.5	20																														
MM	660	686	1003	508	470	445-572	495	508																														
<p>RTA 2 courier 1 per carton</p> <p>CANADA CANADIAN certisoap</p>																																						

DESCRIPTION	MODEL# / FEATURES																																	
 <p>Tilter, Uph Back and Seat Unit weight: 40 LB 18.2 KG Carton weight: 49 LB 22.23 KG Carton volume: 10.5 FT³ 0.29 MT³</p>	<p>List price</p> <p>MVL2814 Luxhide bonded leather or fabric</p> <p>791</p>																																	
	<table border="1"> <thead> <tr> <th colspan="3">OVERALL DIMENSIONS</th> <th colspan="3">SEAT DIMENSIONS</th> <th colspan="2">BACK DIMENSIONS</th> </tr> <tr> <th>W</th> <th>D</th> <th>H</th> <th>W</th> <th>D</th> <th>H</th> <th>W</th> <th>H</th> </tr> </thead> <tbody> <tr> <td>IN 26</td> <td>26.5</td> <td>38.5</td> <td>20</td> <td>18.5</td> <td>16.5-21.5</td> <td>19.5</td> <td>20.5</td> </tr> <tr> <td>MM 660</td> <td>673</td> <td>978</td> <td>508</td> <td>470</td> <td>419-546</td> <td>495</td> <td>521</td> </tr> </tbody> </table>	OVERALL DIMENSIONS			SEAT DIMENSIONS			BACK DIMENSIONS		W	D	H	W	D	H	W	H	IN 26	26.5	38.5	20	18.5	16.5-21.5	19.5	20.5	MM 660	673	978	508	470	419-546	495	521	<p>Ergonomic features: A, B, C, D, E, H, M, N, S</p> <p>RTA 2  1 per carton  </p>
	OVERALL DIMENSIONS			SEAT DIMENSIONS			BACK DIMENSIONS																											
	W	D	H	W	D	H	W	H																										
IN 26	26.5	38.5	20	18.5	16.5-21.5	19.5	20.5																											
MM 660	673	978	508	470	419-546	495	521																											
 <p>Task, Uph Back and Seat Unit weight: 32 LB 14.5 KG Carton weight: 41 LB 18.6 KG Carton volume: 10.5 FT³ 0.29 MT³</p>	<p>List price</p> <p>MVL2816 Luxhide bonded leather or fabric</p> <p>732</p>																																	
	<table border="1"> <thead> <tr> <th colspan="3">OVERALL DIMENSIONS</th> <th colspan="3">SEAT DIMENSIONS</th> <th colspan="2">BACK DIMENSIONS</th> </tr> <tr> <th>W</th> <th>D</th> <th>H</th> <th>W</th> <th>D</th> <th>H</th> <th>W</th> <th>H</th> </tr> </thead> <tbody> <tr> <td>IN 26</td> <td>26.5</td> <td>37</td> <td>20</td> <td>18.5</td> <td>16-21</td> <td>19.5</td> <td>20.5</td> </tr> <tr> <td>MM 660</td> <td>673</td> <td>940</td> <td>508</td> <td>470</td> <td>406-533</td> <td>495</td> <td>521</td> </tr> </tbody> </table>	OVERALL DIMENSIONS			SEAT DIMENSIONS			BACK DIMENSIONS		W	D	H	W	D	H	W	H	IN 26	26.5	37	20	18.5	16-21	19.5	20.5	MM 660	673	940	508	470	406-533	495	521	<p>Ergonomic features: C, D, E, H, M, N</p> <p>RTA 2  1 per carton  </p>
	OVERALL DIMENSIONS			SEAT DIMENSIONS			BACK DIMENSIONS																											
	W	D	H	W	D	H	W	H																										
IN 26	26.5	37	20	18.5	16-21	19.5	20.5																											
MM 660	673	940	508	470	406-533	495	521																											
 <p>Armless Height Adjustable, Uph Back and Seat Unit weight: 31 LB 14.1 KG Carton weight: 40 LB 18.14 KG Carton volume: 10.5 FT³ 0.29 MT³</p>	<p>List price</p> <p>MVL2817 Luxhide bonded leather or fabric</p> <p>821</p>																																	
	<table border="1"> <thead> <tr> <th colspan="3">OVERALL DIMENSIONS</th> <th colspan="3">SEAT DIMENSIONS</th> <th colspan="2">BACK DIMENSIONS</th> </tr> <tr> <th>W</th> <th>D</th> <th>H</th> <th>W</th> <th>D</th> <th>H</th> <th>W</th> <th>H</th> </tr> </thead> <tbody> <tr> <td>IN 20</td> <td>26.5</td> <td>48</td> <td>20</td> <td>18.5</td> <td>23-33</td> <td>19.5</td> <td>20.5</td> </tr> <tr> <td>MM 508</td> <td>673</td> <td>1219</td> <td>508</td> <td>470</td> <td>584-838</td> <td>495</td> <td>521</td> </tr> </tbody> </table>	OVERALL DIMENSIONS			SEAT DIMENSIONS			BACK DIMENSIONS		W	D	H	W	D	H	W	H	IN 20	26.5	48	20	18.5	23-33	19.5	20.5	MM 508	673	1219	508	470	584-838	495	521	<p>Ergonomic features: C, D, M, N</p> <p>RTA 2  1 per carton  </p>
	OVERALL DIMENSIONS			SEAT DIMENSIONS			BACK DIMENSIONS																											
	W	D	H	W	D	H	W	H																										
IN 20	26.5	48	20	18.5	23-33	19.5	20.5																											
MM 508	673	1219	508	470	584-838	495	521																											
 <p>Height Adjustable w/Arms, Uph Back and Seat Unit weight: 37 LB 16.8 KG Carton weight: 46 LB 20.87 KG Carton volume: 10.5 FT³ 0.29 MT³</p>	<p>List price</p> <p>MVL2818 Luxhide bonded leather or fabric</p> <p>942</p>																																	
	<table border="1"> <thead> <tr> <th colspan="3">OVERALL DIMENSIONS</th> <th colspan="3">SEAT DIMENSIONS</th> <th colspan="2">BACK DIMENSIONS</th> </tr> <tr> <th>W</th> <th>D</th> <th>H</th> <th>W</th> <th>D</th> <th>H</th> <th>W</th> <th>H</th> </tr> </thead> <tbody> <tr> <td>IN 26</td> <td>26.5</td> <td>48</td> <td>20</td> <td>18.5</td> <td>23-33</td> <td>19.5</td> <td>20.5</td> </tr> <tr> <td>MM 660</td> <td>673</td> <td>1219</td> <td>508</td> <td>470</td> <td>584-838</td> <td>495</td> <td>521</td> </tr> </tbody> </table>	OVERALL DIMENSIONS			SEAT DIMENSIONS			BACK DIMENSIONS		W	D	H	W	D	H	W	H	IN 26	26.5	48	20	18.5	23-33	19.5	20.5	MM 660	673	1219	508	470	584-838	495	521	<p>Ergonomic features: C, D, H, M, N</p> <p>RTA 2  1 per carton  </p>
	OVERALL DIMENSIONS			SEAT DIMENSIONS			BACK DIMENSIONS																											
	W	D	H	W	D	H	W	H																										
IN 26	26.5	48	20	18.5	23-33	19.5	20.5																											
MM 660	673	1219	508	470	584-838	495	521																											
 <p>Guest Chair, Uph Back and Seat Unit weight: 20 LB 9.1 KG Carton weight: 28 LB 12.7 KG Carton volume: 15.5 FT³ 0.43 MT³</p>	<p>List price</p> <p>MVL2819 Luxhide bonded leather or fabric</p> <p>628</p>																																	
	<p>Stacks 5 high.</p> <table border="1"> <thead> <tr> <th colspan="3">OVERALL DIMENSIONS</th> <th colspan="3">SEAT DIMENSIONS</th> <th colspan="2">BACK DIMENSIONS</th> </tr> <tr> <th>W</th> <th>D</th> <th>H</th> <th>W</th> <th>D</th> <th>H</th> <th>W</th> <th>H</th> </tr> </thead> <tbody> <tr> <td>IN 25.25</td> <td>24</td> <td>34.5</td> <td>19.5</td> <td>18</td> <td>17.5</td> <td>19</td> <td>17</td> </tr> <tr> <td>MM 641</td> <td>610</td> <td>876</td> <td>495</td> <td>457</td> <td>445</td> <td>483</td> <td>432</td> </tr> </tbody> </table>	OVERALL DIMENSIONS			SEAT DIMENSIONS			BACK DIMENSIONS		W	D	H	W	D	H	W	H	IN 25.25	24	34.5	19.5	18	17.5	19	17	MM 641	610	876	495	457	445	483	432	<p>Back exterior upholstered in Jenny, Ebony (JN02).</p> <p>Ergonomic features: M, N</p> <p>RTA 00  1 per carton  </p>
	OVERALL DIMENSIONS			SEAT DIMENSIONS			BACK DIMENSIONS																											
	W	D	H	W	D	H	W	H																										
IN 25.25	24	34.5	19.5	18	17.5	19	17																											
MM 641	610	876	495	457	445	483	432																											

DESCRIPTION MODEL# / FEATURES



Guest Chair w/Casters, Uph Back and Seat
 Unit weight: 20 LB | 9.1 KG
 Carton weight: 28 LB | 12.7 KG
 Carton volume: 15.5 FT³ | 0.43 MT³

List price
MVL2819C 735
 Luxhide bonded leather or fabric

	OVERALL DIMENSIONS			SEAT DIMENSIONS			BACK DIMENSIONS	
	W	D	H	W	D	H	W	H
Back exterior upholstered in Jenny, Ebony (JN02).	IN 25.25 MM 641	24 610	34.5 876	19.5 495	18 457	17.5 445	19 483	17 432
Ergonomic features: M, N	RTA 00		1 per carton	CANADA		certified		



Synchro-Tilter, Mesh Back and Seat
 Unit weight: 42 LB | 19.1 KG
 Carton weight: 51 LB | 23.13 KG
 Carton volume: 10.5 FT³ | 0.29 MT³

List price
MVL2821 781
 Black mesh

	OVERALL DIMENSIONS			SEAT DIMENSIONS			BACK DIMENSIONS	
	W	D	H	W	D	H	W	H
Ergonomic features: A, B, C, D, H, L, M	IN 26 MM 660	26.5 673	39.5 1003	20 508	18.5 470	16.5-21.5 419-546	19.5 495	20.5 521
	RTA 2		courier	1 per carton	ENGINEERED TESTER ASSEMBLED CONÇO TESTE MONTÉ		certified	



Multi-Tilter, Mesh Back and Seat
 Unit weight: 47 LB | 21.4 KG
 Carton weight: 56 LB | 25.4 KG
 Carton volume: 10.5 FT³ | 0.29 MT³

List price
MVL2823 846
 Black mesh

	OVERALL DIMENSIONS			SEAT DIMENSIONS			BACK DIMENSIONS	
	W	D	H	W	D	H	W	H
Ergonomic features: A, B, C, D, F, G, H, M, S	IN 26 MM 660	27 686	39.5 1003	20 508	18.5 470	17.5-22.5 445-572	19.5 495	20 508
	RTA 2		courier	1 per carton	ENGINEERED TESTER ASSEMBLED CONÇO TESTE MONTÉ		certified	



Tilter, Mesh Back and Seat
 Unit weight: 40 LB | 18.2 KG
 Carton weight: 49 LB | 22.23 KG
 Carton volume: 10.5 FT³ | 0.29 MT³

List price
MVL2824 750
 Black mesh

	OVERALL DIMENSIONS			SEAT DIMENSIONS			BACK DIMENSIONS	
	W	D	H	W	D	H	W	H
Ergonomic features: A, B, C, D, E, H, M, S	IN 26 MM 660	26.5 673	38.5 978	20 508	18.5 470	16.5-21.5 419-546	19.5 495	20.5 521
	RTA 2		courier	1 per carton	ENGINEERED TESTER ASSEMBLED CONÇO TESTE MONTÉ		certified	



Task, Mesh Back and Seat
 Unit weight: 32 LB | 14.5 KG
 Carton weight: 41 LB | 18.6 KG
 Carton volume: 10.5 FT³ | 0.29 MT³

List price
MVL2826 686
 Black mesh





	OVERALL DIMENSIONS			SEAT DIMENSIONS			BACK DIMENSIONS	
	W	D	H	W	D	H	W	H
Ergonomic features: C, D, E, H, M	IN 26 MM 660	26.5 673	37 940	20 508	18.5 470	16-21 406-533	19.5 495	20.5 521
	RTA 2		courier	1 per carton	ENGINEERED TESTER ASSEMBLED CONÇO TESTE MONTÉ		certified	









Armless Height Adjustable, Mesh Back and Seat
 Unit weight: 31 LB | 14.1 KG
 Carton weight: 40 LB | 18.14 KG
 Carton volume: 10.5 FT³ | 0.29 MT³




List price
MVL2827 779
 Black mesh




	OVERALL DIMENSIONS			SEAT DIMENSIONS			BACK DIMENSIONS	
	W	D	H	W	D	H	W	H
Ergonomic features: C, D, M	IN 20 MM 508	26.5 673	48 1219	20 508	18.5 470	23-33 584-838	19.5 495	20.5 521
	RTA 2		courier	1 per carton	ENGINEERED TESTER ASSEMBLED CONÇO TESTE MONTÉ		certified	

DESCRIPTION	MODEL# / FEATURES	List price																															
 <p>Height Adjustable w/Arms, Mesh Back and Seat Unit weight: 37 LB 16.8 KG Carton weight: 46 LB 20.87 KG Carton volume: 10.5 FT³ 0.29 MT³</p>	MVL2828 Black mesh	901																															
	<p>Ergonomic features: C, D, H, M</p> <p>RTA 2  1 per carton  </p>	<table border="1"> <thead> <tr> <th colspan="3">OVERALL DIMENSIONS</th> <th colspan="3">SEAT DIMENSIONS</th> <th colspan="2">BACK DIMENSIONS</th> </tr> <tr> <th>W</th> <th>D</th> <th>H</th> <th>W</th> <th>D</th> <th>H</th> <th>W</th> <th>H</th> </tr> </thead> <tbody> <tr> <td>IN 26</td> <td>26.5</td> <td>48</td> <td>20</td> <td>18.5</td> <td>23-33</td> <td>19.5</td> <td>20.5</td> </tr> <tr> <td>MM 660</td> <td>673</td> <td>1219</td> <td>508</td> <td>470</td> <td>584-838</td> <td>495</td> <td>521</td> </tr> </tbody> </table>	OVERALL DIMENSIONS			SEAT DIMENSIONS			BACK DIMENSIONS		W	D	H	W	D	H	W	H	IN 26	26.5	48	20	18.5	23-33	19.5	20.5	MM 660	673	1219	508	470	584-838	495
OVERALL DIMENSIONS			SEAT DIMENSIONS			BACK DIMENSIONS																											
W	D	H	W	D	H	W	H																										
IN 26	26.5	48	20	18.5	23-33	19.5	20.5																										
MM 660	673	1219	508	470	584-838	495	521																										

DESCRIPTION	MODEL# / FEATURES	List price																															
 <p>Armless Guest Chair, Mesh Back and Uph Seat Unit weight: 19 LB 8.6 KG Carton weight: 27 LB 12.25 KG Carton volume: 13.75 FT³ 0.38 MT³</p>	MVL2831 Luxhide bonded leather or fabric	498																															
	<p>Stacks 5 high.</p> <p>Ergonomic features: M, N</p> <p>RTA 00  </p>	<table border="1"> <thead> <tr> <th colspan="3">OVERALL DIMENSIONS</th> <th colspan="3">SEAT DIMENSIONS</th> <th colspan="2">BACK DIMENSIONS</th> </tr> <tr> <th>W</th> <th>D</th> <th>H</th> <th>W</th> <th>D</th> <th>H</th> <th>W</th> <th>H</th> </tr> </thead> <tbody> <tr> <td>IN 20</td> <td>24</td> <td>34.5</td> <td>19.5</td> <td>18</td> <td>17.5</td> <td>19</td> <td>17</td> </tr> <tr> <td>MM 508</td> <td>610</td> <td>876</td> <td>495</td> <td>457</td> <td>445</td> <td>483</td> <td>432</td> </tr> </tbody> </table>	OVERALL DIMENSIONS			SEAT DIMENSIONS			BACK DIMENSIONS		W	D	H	W	D	H	W	H	IN 20	24	34.5	19.5	18	17.5	19	17	MM 508	610	876	495	457	445	483
OVERALL DIMENSIONS			SEAT DIMENSIONS			BACK DIMENSIONS																											
W	D	H	W	D	H	W	H																										
IN 20	24	34.5	19.5	18	17.5	19	17																										
MM 508	610	876	495	457	445	483	432																										

DESCRIPTION	MODEL# / FEATURES	List price																															
 <p>Armless Guest Chair w/Casters, Mesh Back and Uph Seat Unit weight: 19 LB 8.6 KG Carton weight: 27 LB 12.25 KG Carton volume: 13.75 FT³ 0.38 MT³</p>	MVL2831C Luxhide bonded leather or fabric	611																															
	<p>Ergonomic features: M, N</p> <p>RTA 00  </p>	<table border="1"> <thead> <tr> <th colspan="3">OVERALL DIMENSIONS</th> <th colspan="3">SEAT DIMENSIONS</th> <th colspan="2">BACK DIMENSIONS</th> </tr> <tr> <th>W</th> <th>D</th> <th>H</th> <th>W</th> <th>D</th> <th>H</th> <th>W</th> <th>H</th> </tr> </thead> <tbody> <tr> <td>IN 20</td> <td>24</td> <td>34.5</td> <td>19.5</td> <td>18</td> <td>17.5</td> <td>19</td> <td>17</td> </tr> <tr> <td>MM 508</td> <td>610</td> <td>876</td> <td>495</td> <td>457</td> <td>445</td> <td>483</td> <td>432</td> </tr> </tbody> </table>	OVERALL DIMENSIONS			SEAT DIMENSIONS			BACK DIMENSIONS		W	D	H	W	D	H	W	H	IN 20	24	34.5	19.5	18	17.5	19	17	MM 508	610	876	495	457	445	483
OVERALL DIMENSIONS			SEAT DIMENSIONS			BACK DIMENSIONS																											
W	D	H	W	D	H	W	H																										
IN 20	24	34.5	19.5	18	17.5	19	17																										
MM 508	610	876	495	457	445	483	432																										

DESCRIPTION	MODEL# / FEATURES	List price																															
 <p>Armless Guest Bar Stool, Mesh Back and Uph Seat Unit weight: 24 LB 10.9 KG Carton weight: 33 LB 14.97 KG Carton volume: 18.25 FT³ 0.51 MT³</p>	MVL2831BSMU Luxhide bonded leather or fabric	755																															
	<p>Ergonomic features: M, N</p> <p>RTA 00  </p>	<table border="1"> <thead> <tr> <th colspan="3">OVERALL DIMENSIONS</th> <th colspan="3">SEAT DIMENSIONS</th> <th colspan="2">BACK DIMENSIONS</th> </tr> <tr> <th>W</th> <th>D</th> <th>H</th> <th>W</th> <th>D</th> <th>H</th> <th>W</th> <th>H</th> </tr> </thead> <tbody> <tr> <td>IN 20.75</td> <td>25.75</td> <td>45</td> <td>19.5</td> <td>17.5</td> <td>28.5</td> <td>18.5</td> <td>16.5</td> </tr> <tr> <td>MM 527</td> <td>654</td> <td>1143</td> <td>495</td> <td>445</td> <td>724</td> <td>470</td> <td>419</td> </tr> </tbody> </table>	OVERALL DIMENSIONS			SEAT DIMENSIONS			BACK DIMENSIONS		W	D	H	W	D	H	W	H	IN 20.75	25.75	45	19.5	17.5	28.5	18.5	16.5	MM 527	654	1143	495	445	724	470
OVERALL DIMENSIONS			SEAT DIMENSIONS			BACK DIMENSIONS																											
W	D	H	W	D	H	W	H																										
IN 20.75	25.75	45	19.5	17.5	28.5	18.5	16.5																										
MM 527	654	1143	495	445	724	470	419																										

DESCRIPTION	MODEL# / FEATURES	List price																															
 <p>Armless Guest Bar Stool, Uph Back and Seat Unit weight: 24 LB 10.9 KG Carton weight: 34 LB 15.42 KG Carton volume: 15.75 FT³ 0.44 MT³</p>	MVL2831BSUU Luxhide bonded leather or fabric	853																															
	<p>Ergonomic features: M, N</p> <p>RTA 00  </p>	<table border="1"> <thead> <tr> <th colspan="3">OVERALL DIMENSIONS</th> <th colspan="3">SEAT DIMENSIONS</th> <th colspan="2">BACK DIMENSIONS</th> </tr> <tr> <th>W</th> <th>D</th> <th>H</th> <th>W</th> <th>D</th> <th>H</th> <th>W</th> <th>H</th> </tr> </thead> <tbody> <tr> <td>IN 20.75</td> <td>25.75</td> <td>45</td> <td>19.5</td> <td>18.5</td> <td>28.5</td> <td>18.5</td> <td>16.5</td> </tr> <tr> <td>MM 527</td> <td>654</td> <td>1143</td> <td>495</td> <td>470</td> <td>724</td> <td>470</td> <td>419</td> </tr> </tbody> </table>	OVERALL DIMENSIONS			SEAT DIMENSIONS			BACK DIMENSIONS		W	D	H	W	D	H	W	H	IN 20.75	25.75	45	19.5	18.5	28.5	18.5	16.5	MM 527	654	1143	495	470	724	470
OVERALL DIMENSIONS			SEAT DIMENSIONS			BACK DIMENSIONS																											
W	D	H	W	D	H	W	H																										
IN 20.75	25.75	45	19.5	18.5	28.5	18.5	16.5																										
MM 527	654	1143	495	470	724	470	419																										

DESCRIPTION MODEL# / FEATURES



List price

MVL2832
Luxehide bonded leather or fabric

591

Stacks 5 high.

	OVERALL DIMENSIONS			SEAT DIMENSIONS			BACK DIMENSIONS	
	W	D	H	W	D	H	W	H
Back exterior upholstered in Jenny, Ebony (JN02).	IN 20	24	34.5	19.5	18	17.5	19	17
	MM 508	610	876	495	457	445	483	432


Armless Guest Chair, Uph Back and Seat

Unit weight: 20 LB | 9.1 KG
Carton weight: 28 LB | 12.7 KG
Carton volume: 13.75 FT³ | 0.38 MT³

Ergonomic features:
M, N

RTA 00

1 per carton



List price

MVL2832C
Luxehide bonded leather or fabric

697

Back exterior upholstered in Jenny, Ebony (JN02).

	OVERALL DIMENSIONS			SEAT DIMENSIONS			BACK DIMENSIONS	
	W	D	H	W	D	H	W	H
Back exterior upholstered in Jenny, Ebony (JN02).	IN 20	24	34.5	19.5	18	17.5	19	17
	MM 508	610	876	495	457	445	483	432

Armless Guest Chair w/Casters, Uph Back and Seat

Unit weight: 20 LB | 9.1 KG
Carton weight: 28 LB | 12.7 KG
Carton volume: 13.75 FT³ | 0.38 MT³

Ergonomic features:
M, N

RTA 00

1 per carton



JAVA



model OTG10902

STANDARD FEATURES

- Tilter chair with durable rear shroud.
- Flared fixed loop arms.
- Black frame and Black spider base.
- Dual wheel carpet casters (C65) are standard.
- Only available in Black mesh fabric (MS20) seat with contrasting Grey mesh back.
- Compliant with the emissions guidelines set by the GREENGUARD Environmental Institute.
- Limited Warranty (2-year exceptions apply - see page 138).
- Weight capacity for this series is 300 lbs.

CHAIR ADJUSTMENTS

- Center tilt with upright position tilt lock.
- Tilt tension adjustment.
- Pneumatic seat height adjustment.

OPTIONAL FEATURES

- Hard surface flooring casters (**C65R**) can be purchased separately. Add \$96/set.

DESCRIPTION

MODEL# / FEATURES



High Back Tilter

Unit weight: 28 LB | 12.7 KG
 Carton weight: 28 LB | 12.7 KG
 Carton volume: 3.4 FT³ | 0.09 MT³

Ergonomic features:
 A, B, C, M, N, S

List price

OTG10902 383

	OVERALL DIMENSIONS			SEAT DIMENSIONS			BACK DIMENSIONS	
	W	D	H	W	D	H	W	H
IN	24	23	39	19.5	17	17-21	18	20
MM	610	584	991	495	432	432-533	457	508

RTA 8



1 per carton



KAYSEE



model OTG12112B

STANDARD FEATURES

- Mesh high back tilter chair.
- Standard with height adjustable T-arms with self-skinned urethane (SSU) armcaps.
- Black base with dual wheel carpet casters (C1) are standard.
- Only available with Black Luxhide bonded leather seat and Black mesh back.
- Compliant with the emissions guidelines set by the GREENGUARD Environmental Institute.
- Limited Warranty (2-year exceptions apply - see page 138).
- Weight capacity for this series is 300 lbs.

CHAIR ADJUSTMENTS

- Center tilt with upright position tilt lock.
- Tilt tension adjustment.
- Height adjustable flexible lumbar support.
- Pneumatic seat height adjustment.

OPTIONAL FEATURES

- Hard surface flooring casters (C9R) can be purchased separately. Add \$96/set.

DESCRIPTION

MODEL# / FEATURES



High Back Tilter

Unit weight: 40 LB | 18.14 KG
 Carton weight: 40 LB | 18.14 KG
 Carton volume: 4.1 FT³ | 0.11 MT³

Ergonomic features:
 A, B, C, D, H, M, N, S

List price

OTG12112B 476

	OVERALL DIMENSIONS			SEAT DIMENSIONS			BACK DIMENSIONS	
	W	D	H	W	D	H	W	H
IN	25	24	41	20	18	16.5-20.5	18	22
MM	635	610	1041	508	457	419-521	457	559

RTA 8



1 per carton



KAZAN



model OTG11670B

STANDARD FEATURES

- Unique design by Zoocy Chu.
- Comfortable multi-segmented cushions with deep padding.
- Double needle decorative stitch details.
- Fully upholstered arms.
- Dual wheel carpet casters (C65) are standard
- Seating surfaces are upholstered in Black Luxhide bonded leather.
- Compliant with the emissions guidelines set by the GREENGUARD Environmental Institute.
- Limited Warranty (2-year exceptions apply - see page 138).
- Weight capacity for this series is 300 lbs.

CHAIR ADJUSTMENTS

- Center tilt with upright position tilt lock.
- Tilt tension adjustment.
- Pneumatic seat height adjustment.

OPTIONAL FEATURES

- Hard surface flooring casters (C65R) can be purchased separately. Add \$96/set.

DESCRIPTION

MODEL# / FEATURES



High Back Tilter

Unit weight: 60 LB | 27.21 KG
 Carton weight: 60 LB | 27.22 KG
 Carton volume: 8 FT³ | 0.22 MT³

Ergonomic features:
 A, B, C, M, N, S

List price

OTG11670B 750

	OVERALL DIMENSIONS			SEAT DIMENSIONS			BACK DIMENSIONS	
	W	D	H	W	D	H	W	H
IN	25.5	29.5	46	21.5	20	17-21	17.5	27.5
MM	648	749	1168	546	508	432-533	445	699

RTA 8



1 per carton



KNIGHT



model OTG11360

STANDARD FEATURES

- A versatile all mesh tilter chair designed for conference and collaborative spaces.
- Standard with fixed loop arms.
- Intuitive and easy to use, one single lever for seat height adjustment and for tilt lock.
- One-piece mesh seat and back available in Black only.
- Black frame with a 5-prong, injection molded, fiberglass reinforced Black nylon base with dual wheel carpet casters.
- Black powder coated aluminum under seat structure provides strength and durability.
- Limited Warranty (2-year exceptions apply - see page 138).
- Weight capacity for this series is 300 lbs.

CHAIR ADJUSTMENTS

- Tilter mechanism with upright position tilt lock.
- Pneumatic seat height adjustment.

OPTIONAL FEATURES

- Hard surface flooring casters (**C9R**) can be purchased separately. Add \$96/set.

DESCRIPTION	MODEL# / FEATURES	List price							
<p>Medium Back Tilter Unit weight: 20 LB 9.1 KG Carton weight: 29 LB 13.15 KG Carton volume: 7 FT³ 0.19 MT³</p>	<p>OTG11360</p> <p>Ergonomic features: B, C, M, S</p>	510							
		OVERALL DIMENSIONS			SEAT DIMENSIONS			BACK DIMENSIONS	
		W	D	H	W	D	H	W	H
IN	22	22.5	36.5	19.5	17.5	16.5-21.5	18.75	17.5	
MM	559	572	927	495	445	419-546	476	445	
		<p>RTA 2</p>		<p>courier</p>		1 per carton			

KODY



model OTG13110

STANDARD FEATURES

- High back synchro-tilter chair with an integrated mechanism for a sleek and polished appearance.
- Standard with height adjustable T-arms with self-skinned urethane (SSU) armcaps.
- Standard with Black polyester fabric seat and Black mesh back.
- Black frame with a 5-prong, injection molded, fiberglass reinforced Black nylon base with dual wheel carpet casters.
- Compliant with the emissions guidelines set by the GREENGUARD Environmental Institute.
- Limited Warranty (2-year exceptions apply - see page 138).
- Weight capacity for this series is 300 lbs.

CHAIR ADJUSTMENTS

- Synchro tilt with multi position tilt lock.
- Two-setting tilt tension adjustment.
- Pneumatic seat height adjustment.

OPTIONAL FEATURES

- Hard surface flooring casters (**C9R**) can be purchased separately. Add \$96/set.

DESCRIPTION	MODEL# / FEATURES	List price							
<p>High Back Synchro-Tilter Unit weight: 26.5 LB 12 KG Carton weight: 31 LB 14.06 KG Carton volume: 5.5 FT³ 0.15 MT³</p>	<p>OTG13110</p> <p>Ergonomic features: A, B, C, H, L, M, N</p>	572							
		OVERALL DIMENSIONS			SEAT DIMENSIONS			BACK DIMENSIONS	
		W	D	H	W	D	H	W	H
IN	26.5	22.5	41.75	21	17	19-24	18	22	
MM	673	572	1060	533	432	483-610	457	559	
		<p>RTA 8</p>		<p>courier</p>		<p>1 per carton</p>			

KYLIE



model OTG11355C

STANDARD FEATURES

- Lightweight multi-purpose stacking chairs.
- Durable and easy to clean reinforced polypropylene.
- Stackable up to 4 high on floor.
- Stackable up to 8 high on dolly (OTG6756).
- Available in Cadet (C), Grey (G) and White (W).
- Integrated non-slip glides.
- Shipped assembled (3 in a carton).
- Compliant with the emissions guidelines set by the GREENGUARD Environmental Institute.
- Limited Warranty (2-year exceptions apply - see page 138).
- Weight capacity for this series is 300 lbs.

DESCRIPTION

MODEL# / FEATURES



Armless Stacking Chair
 Unit weight: 11.67 LB | 5.29 KG
 Carton weight: 11.67 LB | 5.29 KG
 Carton volume: 11 FT³ | 0.31 MT

OTG11355C
 OTG11355G
 OTG11355W

List price

260

Stacks 4 high on floor.

OVERALL DIMENSIONS

	W	D	H
IN	19	20	32
MM	483	508	813

SEAT DIMENSIONS

	W	D	H
IN	15.75	17	18
MM	400	432	457

BACK DIMENSIONS

	W	H
IN	19	13.5
MM	483	343

RTA 00

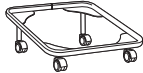
3 per carton (pricing and specifications are for one chair)



List price

OTG6756

406



Dolly
 Unit weight: 10 LB | 4.5 KG
 Carton weight: 11 LB | 4.99 KG
 Carton volume: 2.4 FT³ | 0.06 MT

Stacks 8 high on dolly.

OVERALL DIMENSIONS

	W	D	H
IN	20.75	23	9.25
MM	527	584	235

SEAT DIMENSIONS

	W	D	H
IN	-	-	-
MM	-	-	-

BACK DIMENSIONS

	W	H
IN	-	-
MM	-	-

RTA 00

1 per carton

LITE-LIFT






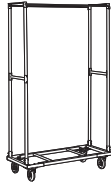


model OTG11674



STANDARD FEATURES

- Multi-purpose folding chair.
- Lightweight, durable, portable and easy to clean.
- Folds flat for compact storage.
- Molded plastic seat and back in Oyster Grey only.
- Strong steel frame in Charcoal colour with epoxy coating.
- Stackable up to 25 high on dolly (MVL2776). Chairs must be aligned in the same direction.
- Shipped fully assembled.
- Limited Warranty (1-year exceptions apply - see page 138).
- Weight capacity for this series is 200 lbs.

For complementary Lite-Lift folding tables, see page 114.

DESCRIPTION		MODEL# / FEATURES																																		
 <p>Armless Folding Chairs - Set of 4 Unit weight: 54 LB 24.49 KG Carton weight: 54 LB 24.49 KG Carton volume: 5.23 FT³ 0.14 MT³</p>	OTG11674	List price																																		
		513																																		
		<table border="1"> <thead> <tr> <th rowspan="2"></th> <th colspan="3">OVERALL DIMENSIONS</th> <th colspan="3">SEAT DIMENSIONS</th> <th colspan="2">BACK DIMENSIONS</th> </tr> <tr> <th>W</th> <th>D</th> <th>H</th> <th>W</th> <th>D</th> <th>H</th> <th>W</th> <th>H</th> </tr> </thead> <tbody> <tr> <td>IN</td> <td>19</td> <td>22</td> <td>33.5</td> <td>16</td> <td>17</td> <td>17.5</td> <td>18.5</td> <td>17</td> </tr> <tr> <td>MM</td> <td>483</td> <td>559</td> <td>851</td> <td>406</td> <td>432</td> <td>445</td> <td>470</td> <td>432</td> </tr> </tbody> </table>			OVERALL DIMENSIONS			SEAT DIMENSIONS			BACK DIMENSIONS		W	D	H	W	D	H	W	H	IN	19	22	33.5	16	17	17.5	18.5	17	MM	483	559	851	406	432	445
	OVERALL DIMENSIONS				SEAT DIMENSIONS			BACK DIMENSIONS																												
	W	D	H	W	D	H	W	H																												
IN	19	22	33.5	16	17	17.5	18.5	17																												
MM	483	559	851	406	432	445	470	432																												
  1 carton (pricing is for the set, specifications are for one chair)																																				
 <p>Dolly Unit weight: 43 LB 19.5 KG Carton weight: 48 LB 21.77 KG Carton volume: 3.08 FT³ 0.08 MT³</p>	MVL2776	List price																																		
		566																																		
		<table border="1"> <thead> <tr> <th rowspan="2"></th> <th colspan="3">OVERALL DIMENSIONS</th> <th colspan="3">SEAT DIMENSIONS</th> <th colspan="2">BACK DIMENSIONS</th> </tr> <tr> <th>W</th> <th>D</th> <th>H</th> <th>W</th> <th>D</th> <th>H</th> <th>W</th> <th>H</th> </tr> </thead> <tbody> <tr> <td>IN</td> <td>18.5</td> <td>43.5</td> <td>74.75</td> <td>-</td> <td>-</td> <td>-</td> <td>-</td> <td>-</td> </tr> <tr> <td>MM</td> <td>470</td> <td>1105</td> <td>1899</td> <td>-</td> <td>-</td> <td>-</td> <td>-</td> <td>-</td> </tr> </tbody> </table>			OVERALL DIMENSIONS			SEAT DIMENSIONS			BACK DIMENSIONS		W	D	H	W	D	H	W	H	IN	18.5	43.5	74.75	-	-	-	-	-	MM	470	1105	1899	-	-	-
	OVERALL DIMENSIONS				SEAT DIMENSIONS			BACK DIMENSIONS																												
	W	D	H	W	D	H	W	H																												
IN	18.5	43.5	74.75	-	-	-	-	-																												
MM	470	1105	1899	-	-	-	-	-																												
Stacks OTG11674 chairs horizontally in the same direction, up to 25 high.																																				
  1 per carton																																				

LUMI



model OTG11357

STANDARD FEATURES

- High transparency mesh back synchro-tilter chair.
- Features a contoured back frame and a thick seat cushion.
- Standard with height adjustable T-arms with sliding (depth) and rotating armcaps.
- Mesh back is available in Grey only.
- Dual wheel carpet casters (C1) are standard.
- Seating surfaces can be upholstered in all Global grade 1 seating textiles or in Luxhide bonded leather (see page 134).
- Compliant with the emissions guidelines set by the GREENGUARD Environmental Institute.
- Limited Warranty (5-year exceptions apply - see page 138).
- Weight capacity for this series is 300 lbs.

CHAIR ADJUSTMENTS

- Synchro tilt with multi position tilt lock.
- Tilt tension adjustment.
- Pneumatic seat height adjustment.

OPTIONAL FEATURES

- Hard surface flooring casters (C9R) can be purchased separately. Add \$96/set.

DESCRIPTION

MODEL# / FEATURES



Synchro-Tilter, Mesh Back and Uph Seat

Unit weight: 32.5 LB | 14.8 KG
 Carton weight: 37 LB | 16.78 KG
 Carton volume: 4.6 FT³ | 0.13 MT³

Ergonomic features:
 A, B, C, H, L, M, N, R

List price

OTG11357

583

	OVERALL DIMENSIONS			SEAT DIMENSIONS			BACK DIMENSIONS	
	W	D	H	W	D	H	W	H
IN	25.75	24	38.75	19	18	17.75-21.75	18.5	19.5
MM	654	610	984	483	457	451-552	470	495



1 per carton



M-TASK



model MVL2911



model MVL2914

STANDARD FEATURES

- Full function ergonomic seating. Canadian made.
- Slim profile with highly contoured back and waterfall seat front.
- Available with two different mechanism options: synchro-tilter and multi-tilter.
- Standard with height and width adjustable T-arms with durable self-skinned urethane (SSU) armcaps.
- Dual wheel carpet casters (C1) are standard.
- MVL2912 and MVL2914 feature a height and angle adjustable headrest.
- Seating surfaces can be upholstered in Luxhide bonded leather (various colours) or in all Global grade 1 seating textiles (see page 134).
- Compliant with the emissions guidelines set by the GREENGUARD Environmental Institute.
- Limited Warranty (5-year exceptions apply - see page 138).
- Weight capacity for this series is 300 lbs.

CHAIR ADJUSTMENTS













- **Synchro-tilter chairs**
 - Synchro tilt with multi-position tilt lock.
 - Tilt tension adjustment.
 - Ratchet back height adjustment.
 - Pneumatic seat height adjustment.
- **Multi-tilter chairs**
 - Center tilt with infinite position tilt lock.
 - Tilt tension adjustment.
 - Independent back and seat angle adjustment.
 - Forward seat angle adjustment.
 - Ratchet back height adjustment.
 - Sliding seat depth adjustment.
 - Pneumatic seat height adjustment.





OPTIONAL FEATURES

- For hard surface flooring casters, please specify **(C9R)**. Add \$21/set.

ALTERNATE TEXTILE OPTIONS

- Graded-in textiles are available. No minimum quantities. Contact Customer Service for pricing.
- Bantam is a durable, bleach cleanable (9:1) vinyl, but due to the stiff nature of the textile, this vinyl is prone to bunching and will not upholster as smoothly as other coverings in this series.

DESCRIPTION	MODEL# / FEATURES																																
 <p>High Back Synchro-Tilter Unit weight: 44 LB 20 KG Carton weight: 56 LB 25.4 KG Carton volume: 10.5 FT³ 0.29 MT³</p>	<p>List price</p> <p>MVL2911 Luxhide bonded leather or fabric</p> <p>830</p> <table border="1"> <thead> <tr> <th colspan="3">OVERALL DIMENSIONS</th> <th colspan="3">SEAT DIMENSIONS</th> <th colspan="2">BACK DIMENSIONS</th> </tr> <tr> <th>W</th> <th>D</th> <th>H</th> <th>W</th> <th>D</th> <th>H</th> <th>W</th> <th>H</th> </tr> </thead> <tbody> <tr> <td>IN 25</td> <td>23</td> <td>40.5</td> <td>20.5</td> <td>17.5</td> <td>16.5-21.5</td> <td>19</td> <td>22</td> </tr> <tr> <td>MM 635</td> <td>584</td> <td>1029</td> <td>521</td> <td>445</td> <td>419-546</td> <td>483</td> <td>559</td> </tr> </tbody> </table> <p>Ergonomic features: A, B, C, D, H, L, M, N, Q</p> <p>RTA 2  1 per carton  </p>	OVERALL DIMENSIONS			SEAT DIMENSIONS			BACK DIMENSIONS		W	D	H	W	D	H	W	H	IN 25	23	40.5	20.5	17.5	16.5-21.5	19	22	MM 635	584	1029	521	445	419-546	483	559
	OVERALL DIMENSIONS			SEAT DIMENSIONS			BACK DIMENSIONS																										
W	D	H	W	D	H	W	H																										
IN 25	23	40.5	20.5	17.5	16.5-21.5	19	22																										
MM 635	584	1029	521	445	419-546	483	559																										
 <p>Executive Back Synchro-Tilter w/Adj. Headrest Unit weight: 49 LB 22.3 KG Carton weight: 62 LB 28.12 KG Carton volume: 11 FT³ 0.31 MT³</p>	<p>List price</p> <p>MVL2912 Luxhide bonded leather or fabric</p> <p>947</p> <table border="1"> <thead> <tr> <th colspan="3">OVERALL DIMENSIONS</th> <th colspan="3">SEAT DIMENSIONS</th> <th colspan="2">BACK DIMENSIONS</th> </tr> <tr> <th>W</th> <th>D</th> <th>H</th> <th>W</th> <th>D</th> <th>H</th> <th>W</th> <th>H</th> </tr> </thead> <tbody> <tr> <td>IN 25</td> <td>23</td> <td>48</td> <td>20.5</td> <td>17.5</td> <td>16.5-21.5</td> <td>19</td> <td>29</td> </tr> <tr> <td>MM 635</td> <td>584</td> <td>1219</td> <td>521</td> <td>445</td> <td>419-546</td> <td>483</td> <td>737</td> </tr> </tbody> </table> <p>Ergonomic features: A, B, C, D, H, L, M, N, Q</p> <p>RTA 2  1 per carton  </p>	OVERALL DIMENSIONS			SEAT DIMENSIONS			BACK DIMENSIONS		W	D	H	W	D	H	W	H	IN 25	23	48	20.5	17.5	16.5-21.5	19	29	MM 635	584	1219	521	445	419-546	483	737
	OVERALL DIMENSIONS			SEAT DIMENSIONS			BACK DIMENSIONS																										
W	D	H	W	D	H	W	H																										
IN 25	23	48	20.5	17.5	16.5-21.5	19	29																										
MM 635	584	1219	521	445	419-546	483	737																										
 <p>High Back Multi-Tilter Unit weight: 50 LB 22.7 KG Carton weight: 62 LB 28.12 KG Carton volume: 10.5 FT³ 0.29 MT³</p>	<p>List price</p> <p>MVL2913 Luxhide bonded leather or fabric</p> <p>861</p> <table border="1"> <thead> <tr> <th colspan="3">OVERALL DIMENSIONS</th> <th colspan="3">SEAT DIMENSIONS</th> <th colspan="2">BACK DIMENSIONS</th> </tr> <tr> <th>W</th> <th>D</th> <th>H</th> <th>W</th> <th>D</th> <th>H</th> <th>W</th> <th>H</th> </tr> </thead> <tbody> <tr> <td>IN 25</td> <td>24</td> <td>41</td> <td>20.5</td> <td>18-21</td> <td>17-22</td> <td>19</td> <td>22</td> </tr> <tr> <td>MM 635</td> <td>610</td> <td>1041</td> <td>521</td> <td>457-533</td> <td>432-559</td> <td>483</td> <td>559</td> </tr> </tbody> </table> <p>Ergonomic features: A, B, C, D, E, F, G, H, M, N, Q, S</p> <p>RTA 2  1 per carton  </p>	OVERALL DIMENSIONS			SEAT DIMENSIONS			BACK DIMENSIONS		W	D	H	W	D	H	W	H	IN 25	24	41	20.5	18-21	17-22	19	22	MM 635	610	1041	521	457-533	432-559	483	559
	OVERALL DIMENSIONS			SEAT DIMENSIONS			BACK DIMENSIONS																										
W	D	H	W	D	H	W	H																										
IN 25	24	41	20.5	18-21	17-22	19	22																										
MM 635	610	1041	521	457-533	432-559	483	559																										

DESCRIPTION	MODEL# / FEATURES																																			
 <p>Executive Back Multi-Tilter w/Adj. Headrest Unit weight: 51 LB 23.2 KG Carton weight: 63 LB 28.58 KG Carton volume: 11 FT³ 0.31 MT³</p>	<p>List price</p> <p>MVL2914 983 Luxhide bonded leather or fabric</p>																																			
	<table border="1"> <thead> <tr> <th rowspan="2"></th> <th colspan="3">OVERALL DIMENSIONS</th> <th colspan="3">SEAT DIMENSIONS</th> <th colspan="2">BACK DIMENSIONS</th> </tr> <tr> <th>W</th> <th>D</th> <th>H</th> <th>W</th> <th>D</th> <th>H</th> <th>W</th> <th>H</th> </tr> </thead> <tbody> <tr> <td>IN</td> <td>25</td> <td>24</td> <td>48</td> <td>20.5</td> <td>18-21</td> <td>17-22</td> <td>19</td> <td>29</td> </tr> <tr> <td>MM</td> <td>635</td> <td>610</td> <td>1219</td> <td>521</td> <td>457-533</td> <td>432-559</td> <td>483</td> <td>737</td> </tr> </tbody> </table>		OVERALL DIMENSIONS			SEAT DIMENSIONS			BACK DIMENSIONS		W	D	H	W	D	H	W	H	IN	25	24	48	20.5	18-21	17-22	19	29	MM	635	610	1219	521	457-533	432-559	483	737
			OVERALL DIMENSIONS			SEAT DIMENSIONS			BACK DIMENSIONS																											
W		D	H	W	D	H	W	H																												
IN	25	24	48	20.5	18-21	17-22	19	29																												
MM	635	610	1219	521	457-533	432-559	483	737																												
<p>Ergonomic features: A, B, C, D, E, F, G, H, M, N, Q, S</p> <p>RTA 2  1 per carton  </p>																																				

MARLEE



model MVL11722



model MVL11723

STANDARD FEATURES

- Fully upholstered Canadian made synchro-tilter chair available with or without or arms.
- MVL11722 is standard with height adjustable arms, soft self-skinned urethane (SSU) armcaps that slide forward/backward, and also features width adjustable arm extensions to allow the arms to move away from the seat by 2" on each side for additional space.
- Dual wheel carpet casters (C65) are standard.
- Seating surfaces can be upholstered in Luxhide bonded leather, in various colours or in all Global grade 1 seating textiles (see page 134).
- Limited Warranty (5-year exceptions apply - see page 138).
- Weight capacity for this series is 300 lbs.

CHAIR ADJUSTMENTS







- Synchro tilt with upright position tilt lock.
- Tilt tension adjustment.
- Pneumatic seat height adjustment.


OPTIONAL FEATURES





- For hard surface flooring casters, please specify (C65R). Add \$21/set.

ALTERNATE TEXTILE OPTIONS

- Graded-in textiles are available. No minimum quantities. Contact Customer Service for pricing.

DESCRIPTION	MODEL# / FEATURES																																			
 <p>Mid Back Synchro-Tilter Unit weight: 39.5 LB 18 KG Carton weight: 51.5 LB 23.36 KG Carton volume: 10.5 FT³ 0.29 MT³</p>	<p>List price</p> <p>MVL11722 686</p>																																			
	<table border="1"> <thead> <tr> <th rowspan="2"></th> <th colspan="3">OVERALL DIMENSIONS</th> <th colspan="3">SEAT DIMENSIONS</th> <th colspan="2">BACK DIMENSIONS</th> </tr> <tr> <th>W</th> <th>D</th> <th>H</th> <th>W</th> <th>D</th> <th>H</th> <th>W</th> <th>H</th> </tr> </thead> <tbody> <tr> <td>IN</td> <td>24.5</td> <td>23.5</td> <td>40.75</td> <td>20</td> <td>18</td> <td>17-22.5</td> <td>17</td> <td>21</td> </tr> <tr> <td>MM</td> <td>622</td> <td>597</td> <td>1035</td> <td>508</td> <td>457</td> <td>432-572</td> <td>432</td> <td>533</td> </tr> </tbody> </table>		OVERALL DIMENSIONS			SEAT DIMENSIONS			BACK DIMENSIONS		W	D	H	W	D	H	W	H	IN	24.5	23.5	40.75	20	18	17-22.5	17	21	MM	622	597	1035	508	457	432-572	432	533
			OVERALL DIMENSIONS			SEAT DIMENSIONS			BACK DIMENSIONS																											
W		D	H	W	D	H	W	H																												
IN	24.5	23.5	40.75	20	18	17-22.5	17	21																												
MM	622	597	1035	508	457	432-572	432	533																												
<p>Ergonomic features: A, B, C, H, L, M, N, Q</p> <p>RTA 2  1 per carton </p>																																				
 <p>Armless Mid Back Synchro-Tilter Unit weight: 34 LB 15.5 KG Carton weight: 46 LB 20.87 KG Carton volume: 10.5 FT³ 0.29 MT³</p>	<p>List price</p> <p>MVL11723 559</p>																																			
	<table border="1"> <thead> <tr> <th rowspan="2"></th> <th colspan="3">OVERALL DIMENSIONS</th> <th colspan="3">SEAT DIMENSIONS</th> <th colspan="2">BACK DIMENSIONS</th> </tr> <tr> <th>W</th> <th>D</th> <th>H</th> <th>W</th> <th>D</th> <th>H</th> <th>W</th> <th>H</th> </tr> </thead> <tbody> <tr> <td>IN</td> <td>20</td> <td>23.5</td> <td>40.75</td> <td>20</td> <td>18</td> <td>17-22.5</td> <td>17</td> <td>21</td> </tr> <tr> <td>MM</td> <td>508</td> <td>597</td> <td>1035</td> <td>508</td> <td>457</td> <td>432-572</td> <td>432</td> <td>533</td> </tr> </tbody> </table>		OVERALL DIMENSIONS			SEAT DIMENSIONS			BACK DIMENSIONS		W	D	H	W	D	H	W	H	IN	20	23.5	40.75	20	18	17-22.5	17	21	MM	508	597	1035	508	457	432-572	432	533
			OVERALL DIMENSIONS			SEAT DIMENSIONS			BACK DIMENSIONS																											
W		D	H	W	D	H	W	H																												
IN	20	23.5	40.75	20	18	17-22.5	17	21																												
MM	508	597	1035	508	457	432-572	432	533																												
<p>Ergonomic features: A, B, C, L, M, N</p> <p>RTA 2  1 per carton </p>																																				

DESCRIPTION	MODEL# / FEATURES
 <p>model OTG10740</p>	<ul style="list-style-type: none"> • High back management/boardroom chair. • Upholstered headrest with 2.5" of height adjustment. • Durable nylon loop arms. • Prominent lumbar support. • Seat covering and headrest are upholstered in Black polyester fabric. • Black mesh back. • Black base with dual wheel carpet casters. • Compliant with the emissions guidelines set by the GREENGUARD Environmental Institute. • Limited Warranty (2-year exceptions apply - see page 138). • Weight capacity for this series is 300 lbs. <ul style="list-style-type: none"> • Tilter mechanism with upright position tilt lock. • Tilt tension adjustment. • Pneumatic seat height adjustment. <p>OPTIONAL FEATURES</p> <ul style="list-style-type: none"> • Hard surface flooring casters (C65R) can be purchased separately. Add \$96/set.

DESCRIPTION	MODEL# / FEATURES																															
 <p>High Back Tilter Unit weight: 27.5 LB 12.5 KG Carton weight: 33 LB 14.97 KG Carton volume: 5.5 FT³ 0.15 MT³</p>	<p>List price</p> <p>OTG10740 520</p>																															
	<table border="1"> <thead> <tr> <th colspan="3">OVERALL DIMENSIONS</th> <th colspan="3">SEAT DIMENSIONS</th> <th colspan="2">BACK DIMENSIONS</th> </tr> <tr> <th>W</th> <th>D</th> <th>H</th> <th>W</th> <th>D</th> <th>H</th> <th>W</th> <th>H</th> </tr> </thead> <tbody> <tr> <td>IN 24.62</td> <td>27</td> <td>47.5</td> <td>19.75</td> <td>19</td> <td>17-21</td> <td>19</td> <td>28.5</td> </tr> <tr> <td>MM 625</td> <td>686</td> <td>1207</td> <td>502</td> <td>483</td> <td>432-533</td> <td>483</td> <td>724</td> </tr> </tbody> </table> <p>Ergonomic features: A, B, C, M, N, S</p> <p>   1 per carton  </p>	OVERALL DIMENSIONS			SEAT DIMENSIONS			BACK DIMENSIONS		W	D	H	W	D	H	W	H	IN 24.62	27	47.5	19.75	19	17-21	19	28.5	MM 625	686	1207	502	483	432-533	483
OVERALL DIMENSIONS			SEAT DIMENSIONS			BACK DIMENSIONS																										
W	D	H	W	D	H	W	H																									
IN 24.62	27	47.5	19.75	19	17-21	19	28.5																									
MM 625	686	1207	502	483	432-533	483	724																									

MINTO








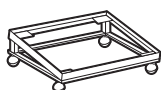





model MVL2747

STANDARD FEATURES

- Multi-purpose stacking chairs. Canadian made.
- Fully upholstered seat and back.
- Four-legged round steel tube frame.
- Armchair has polypropylene armcaps.
- Stackable up to 5 high on floor or on optional dolly (MVL2749).
- Can be upholstered in all Global grade 1 seating textiles with the exception of Luxhide (see page 134).
- Compliant with the emissions guidelines set by the GREENGUARD Environmental Institute.
- Shipped fully assembled.
- Limited Warranty (5-year exceptions apply - see page 138).
- Weight capacity for this series is 300 lbs.

• Bantam is a durable, bleach cleanable (9:1) vinyl, but due to the stiff nature of the textile, this vinyl is prone to bunching and will not upholster as smoothly as other coverings in this series.

DESCRIPTION	MODEL# / FEATURES	List price																															
 <p>Low Back Stacking Armchair Unit weight: 15 LB 6.8 KG Carton weight: 19 LB 8.62 KG Carton volume: 13.75 FT³ 0.38 MT³</p>	MVL2747	282																															
	<p>Stacks 5 high.</p> <p>Ergonomic features: M, N</p> <p>RTA 00 2 per carton (pricing and specifications are for one chair)</p> <p> </p>	<table border="1"> <thead> <tr> <th colspan="3">OVERALL DIMENSIONS</th> <th colspan="3">SEAT DIMENSIONS</th> <th colspan="2">BACK DIMENSIONS</th> </tr> <tr> <th>W</th> <th>D</th> <th>H</th> <th>W</th> <th>D</th> <th>H</th> <th>W</th> <th>H</th> </tr> </thead> <tbody> <tr> <td>IN 23</td> <td>22.5</td> <td>32</td> <td>18</td> <td>17.5</td> <td>18</td> <td>17.5</td> <td>13.5</td> </tr> <tr> <td>MM 584</td> <td>572</td> <td>813</td> <td>457</td> <td>445</td> <td>457</td> <td>445</td> <td>343</td> </tr> </tbody> </table>	OVERALL DIMENSIONS			SEAT DIMENSIONS			BACK DIMENSIONS		W	D	H	W	D	H	W	H	IN 23	22.5	32	18	17.5	18	17.5	13.5	MM 584	572	813	457	445	457	445
OVERALL DIMENSIONS			SEAT DIMENSIONS			BACK DIMENSIONS																											
W	D	H	W	D	H	W	H																										
IN 23	22.5	32	18	17.5	18	17.5	13.5																										
MM 584	572	813	457	445	457	445	343																										
 <p>Armless Low Back Stacking Chair Unit weight: 14 LB 6.4 KG Carton weight: 18 LB 8.16 KG Carton volume: 13.75 FT³ 0.38 MT³</p>	MVL2748	219																															
	<p>Stacks 5 high.</p> <p>Ergonomic features: M, N</p> <p>RTA 00  2 per carton (pricing and specifications are for one chair)</p> <p> </p>	<table border="1"> <thead> <tr> <th colspan="3">OVERALL DIMENSIONS</th> <th colspan="3">SEAT DIMENSIONS</th> <th colspan="2">BACK DIMENSIONS</th> </tr> <tr> <th>W</th> <th>D</th> <th>H</th> <th>W</th> <th>D</th> <th>H</th> <th>W</th> <th>H</th> </tr> </thead> <tbody> <tr> <td>IN 19.5</td> <td>22.5</td> <td>32</td> <td>18</td> <td>17.5</td> <td>18</td> <td>17.5</td> <td>13.5</td> </tr> <tr> <td>MM 495</td> <td>572</td> <td>813</td> <td>457</td> <td>445</td> <td>457</td> <td>445</td> <td>343</td> </tr> </tbody> </table>	OVERALL DIMENSIONS			SEAT DIMENSIONS			BACK DIMENSIONS		W	D	H	W	D	H	W	H	IN 19.5	22.5	32	18	17.5	18	17.5	13.5	MM 495	572	813	457	445	457	445
OVERALL DIMENSIONS			SEAT DIMENSIONS			BACK DIMENSIONS																											
W	D	H	W	D	H	W	H																										
IN 19.5	22.5	32	18	17.5	18	17.5	13.5																										
MM 495	572	813	457	445	457	445	343																										
 <p>Dolly Unit weight: 13 LB 5.9 KG Carton weight: 16 LB 7.26 KG Carton volume: 3.8 FT³ 0.1 MT³</p>	MVL2749	307																															
	<p>Black steel frame on 2" casters.</p> <p>Accommodates MVL2747 and MVL2748 chairs, up to 5 high.</p> <p>RTA 1  1 per carton</p> <p> </p>	<table border="1"> <thead> <tr> <th colspan="3">OVERALL DIMENSIONS</th> <th colspan="3">SEAT DIMENSIONS</th> <th colspan="2">BACK DIMENSIONS</th> </tr> <tr> <th>W</th> <th>D</th> <th>H</th> <th>W</th> <th>D</th> <th>H</th> <th>W</th> <th>H</th> </tr> </thead> <tbody> <tr> <td>IN 23.25</td> <td>24.75</td> <td>12.25</td> <td>-</td> <td>-</td> <td>-</td> <td>-</td> <td>-</td> </tr> <tr> <td>MM 591</td> <td>629</td> <td>311</td> <td>-</td> <td>-</td> <td>-</td> <td>-</td> <td>-</td> </tr> </tbody> </table>	OVERALL DIMENSIONS			SEAT DIMENSIONS			BACK DIMENSIONS		W	D	H	W	D	H	W	H	IN 23.25	24.75	12.25	-	-	-	-	-	MM 591	629	311	-	-	-	-
OVERALL DIMENSIONS			SEAT DIMENSIONS			BACK DIMENSIONS																											
W	D	H	W	D	H	W	H																										
IN 23.25	24.75	12.25	-	-	-	-	-																										
MM 591	629	311	-	-	-	-	-																										

MVL FILE BUDDY



model MVL1105

STANDARD FEATURES





- Swivel stool ideal for filing and any mobile desk.
- Five-legged injection molded base available in Black only
- Dual wheel carpet casters (C65) are standard.
- 13.5" diameter seat upholstered in Black vinyl (70).
- Compliant with the emissions guidelines set by the GREENGUARD Environmental Institute.
- Limited Warranty (5-year exceptions apply - see page 138).
- Weight capacity for this series is 300 lbs.

CHAIR ADJUSTMENTS

- Pneumatic seat height adjustment.

OPTIONAL FEATURES

- For hard surface flooring casters, please specify (C65R). Add \$21/set.

DESCRIPTION		MODEL# / FEATURES																																
		List price																																
		MVL1105	284																															
 <p>Swivel Stool - 5" Pneumatic, 20" Base Unit weight: 11 LB 5 KG Carton weight: 14 LB 6.35 KG Carton volume: 2.5 FT³ 0.07 MT³</p>	<table border="1"> <thead> <tr> <th colspan="3">OVERALL DIMENSIONS</th> <th colspan="3">SEAT DIMENSIONS</th> <th colspan="2">BACK DIMENSIONS</th> </tr> <tr> <th>W</th> <th>D</th> <th>H</th> <th>W</th> <th>D</th> <th>H</th> <th>W</th> <th>H</th> </tr> </thead> <tbody> <tr> <td>IN 13.5</td> <td>13.5</td> <td>18.5</td> <td>13.5</td> <td>-</td> <td>16.5-21.5</td> <td>-</td> <td>-</td> </tr> <tr> <td>MM 343</td> <td>343</td> <td>470</td> <td>343</td> <td>-</td> <td>419-546</td> <td>-</td> <td>-</td> </tr> </tbody> </table>		OVERALL DIMENSIONS			SEAT DIMENSIONS			BACK DIMENSIONS		W	D	H	W	D	H	W	H	IN 13.5	13.5	18.5	13.5	-	16.5-21.5	-	-	MM 343	343	470	343	-	419-546	-	-
	OVERALL DIMENSIONS			SEAT DIMENSIONS			BACK DIMENSIONS																											
W	D	H	W	D	H	W	H																											
IN 13.5	13.5	18.5	13.5	-	16.5-21.5	-	-																											
MM 343	343	470	343	-	419-546	-	-																											
Ergonomic feature: C RTA 1 courier 1 per carton 																																		
		List price																																
		MVL1110	351																															
 <p>Swivel Stool - 10" Pneumatic, 22" Base Unit weight: 14 LB 6.4 KG Carton weight: 17 LB 7.71 KG Carton volume: 2.9 FT³ 0.08 MT³</p>	<table border="1"> <thead> <tr> <th colspan="3">OVERALL DIMENSIONS</th> <th colspan="3">SEAT DIMENSIONS</th> <th colspan="2">BACK DIMENSIONS</th> </tr> <tr> <th>W</th> <th>D</th> <th>H</th> <th>W</th> <th>D</th> <th>H</th> <th>W</th> <th>H</th> </tr> </thead> <tbody> <tr> <td>IN 13.5</td> <td>13.5</td> <td>27.5</td> <td>13.5</td> <td>-</td> <td>22.5-32.5</td> <td>-</td> <td>-</td> </tr> <tr> <td>MM 343</td> <td>343</td> <td>699</td> <td>343</td> <td>-</td> <td>572-826</td> <td>-</td> <td>-</td> </tr> </tbody> </table>		OVERALL DIMENSIONS			SEAT DIMENSIONS			BACK DIMENSIONS		W	D	H	W	D	H	W	H	IN 13.5	13.5	27.5	13.5	-	22.5-32.5	-	-	MM 343	343	699	343	-	572-826	-	-
	OVERALL DIMENSIONS			SEAT DIMENSIONS			BACK DIMENSIONS																											
W	D	H	W	D	H	W	H																											
IN 13.5	13.5	27.5	13.5	-	22.5-32.5	-	-																											
MM 343	343	699	343	-	572-826	-	-																											
Ergonomic feature: C RTA 1 courier 1 per carton 																																		

OVERTIME



model MVL2756

STANDARD FEATURES

- Canadian made, full function ergonomic chair designed to promote good posture and provide comfort for long-term sitting.
- High comfort seat made from variable density seat foams and a memory foam top.
- Standard with height and width adjustable T-arms with durable self-skinned urethane (SSU) armcaps.
- Dual wheel carpet casters (C65) are standard.
- Seating surfaces can be upholstered in Luxhide bonded leather, in various colours or in all Global grade 1 seating textiles (see page 134).
- Compliant with the emissions guidelines set by the GREENGUARD Environmental Institute.
- Limited Warranty (5-year exceptions apply - see page 138).
- Weight capacity for this series is 300 lbs.

CHAIR ADJUSTMENTS

- Multi-tilter mechanism with infinite position tilt lock.
- Infinite position back and seat angle adjustments, including forward tilt.
- Ratchet back height adjustment.
- Pneumatic seat height adjustment.

OPTIONAL FEATURES

- For hard surface flooring casters, please specify (C65R). Add \$21/set.
- For optional sliding seat depth adjustment, please specify (MD). Add \$32.

ALTERNATE TEXTILE OPTIONS

- Graded-in textiles are available. No minimum quantities. Contact Customer Service for pricing.

DESCRIPTION		MODEL# / FEATURES																																			
<p>High Back Multi-Tilter Unit weight: 58 LB 26.4 KG Carton weight: 63 LB 28.58 KG Carton volume: 10.5 FT³ 0.29 MT³</p>	<p>MVL2756 Luxhide bonded leather or fabric</p>	List price	756																																		
		<table border="1"> <thead> <tr> <th rowspan="2"></th> <th colspan="3">OVERALL DIMENSIONS</th> <th colspan="3">SEAT DIMENSIONS</th> <th colspan="2">BACK DIMENSIONS</th> </tr> <tr> <th>W</th> <th>D</th> <th>H</th> <th>W</th> <th>D</th> <th>H</th> <th>W</th> <th>H</th> </tr> </thead> <tbody> <tr> <td>IN</td> <td>26</td> <td>24.5</td> <td>40</td> <td>19.5</td> <td>18</td> <td>17-21</td> <td>19</td> <td>19-21.5</td> </tr> <tr> <td>MM</td> <td>660</td> <td>622</td> <td>1016</td> <td>495</td> <td>457</td> <td>432-533</td> <td>483</td> <td>483-546</td> </tr> </tbody> </table>			OVERALL DIMENSIONS			SEAT DIMENSIONS			BACK DIMENSIONS		W	D	H	W	D	H	W	H	IN	26	24.5	40	19.5	18	17-21	19	19-21.5	MM	660	622	1016	495	457	432-533	483
	OVERALL DIMENSIONS				SEAT DIMENSIONS			BACK DIMENSIONS																													
	W	D	H	W	D	H	W	H																													
IN	26	24.5	40	19.5	18	17-21	19	19-21.5																													
MM	660	622	1016	495	457	432-533	483	483-546																													
<p>Ergonomic features: A, B, C, D, F, G, H, M, N, Q, S</p>			1 per carton																																		

OVERTIME 350



model MVL13040

STANDARD FEATURES

- Canadian made, specifically intended for users of above average height and/or weight. Not intended for average size users.
- High comfort seat made from variable density seat foams and a memory foam top.
- Standard with height and width adjustable T-arms with sliding, rotating and lockable armcaps.
- Width adjustable arm extensions are standard.
- Dual wheel carpet casters (C65) are standard.
- Seating surfaces can be upholstered in Luxhide bonded leather, in various colours or in all Global grade 1 seating textiles (see page 134).
- Compliant with the emissions guidelines set by the GREENGUARD Environmental Institute.
- Limited Warranty (5-year exceptions apply - see page 138).
- Weight capacity for this series is 350 lbs.

CHAIR ADJUSTMENTS

- Multi-tilter mechanism with infinite position tilt lock.
- Infinite position back and seat angle adjustments, including forward tilt.
- Ratchet back height adjustment.
- Pneumatic seat height adjustment.
- Seat depth adjustment.

OPTIONAL FEATURES

- For hard surface flooring casters, please specify (C65R). Add \$21/set.

ALTERNATE TEXTILE OPTIONS

- Graded-in textiles are available. No minimum quantities. Contact Customer Service for pricing.

DESCRIPTION		MODEL# / FEATURES																																			
<p>High Back Heavy Duty Multi-Tilter Unit weight: 62 LB 28.2 KG Carton weight: 68 LB 30.84 KG Carton volume: 15.5 FT³ 0.43 MT³</p>	<p>MVL13040 Luxhide bonded leather or fabric</p>	List price	1064																																		
		<table border="1"> <thead> <tr> <th rowspan="2"></th> <th colspan="3">OVERALL DIMENSIONS</th> <th colspan="3">SEAT DIMENSIONS</th> <th colspan="2">BACK DIMENSIONS</th> </tr> <tr> <th>W</th> <th>D</th> <th>H</th> <th>W</th> <th>D</th> <th>H</th> <th>W</th> <th>H</th> </tr> </thead> <tbody> <tr> <td>IN</td> <td>26</td> <td>26</td> <td>42</td> <td>21</td> <td>18-21</td> <td>19-23</td> <td>20.5</td> <td>19.5-23</td> </tr> <tr> <td>MM</td> <td>660</td> <td>660</td> <td>1067</td> <td>533</td> <td>457-533</td> <td>483-584</td> <td>521</td> <td>495-584</td> </tr> </tbody> </table>			OVERALL DIMENSIONS			SEAT DIMENSIONS			BACK DIMENSIONS		W	D	H	W	D	H	W	H	IN	26	26	42	21	18-21	19-23	20.5	19.5-23	MM	660	660	1067	533	457-533	483-584	521
	OVERALL DIMENSIONS				SEAT DIMENSIONS			BACK DIMENSIONS																													
	W	D	H	W	D	H	W	H																													
IN	26	26	42	21	18-21	19-23	20.5	19.5-23																													
MM	660	660	1067	533	457-533	483-584	521	495-584																													
<p>Ergonomic features: A, B, C, D, E, F, G, H, M, N, Q, R, S</p>			1 per carton																																		

PACIFIC



model MVL11870

STANDARD FEATURES




- High back management chair. Canadian made.
- Plush cushions and upholstered padded armcaps.
- Dual wheel carpet casters (C65) are standard.
- Seating surfaces are upholstered in Luxhide bonded leather, in various colours (see page 134).
- Compliant with the emissions guidelines set by the GREENGUARD Environmental Institute.
- Limited Warranty (5-year exceptions apply - see page 138).
- Weight capacity for this series is 300 lbs.

CHAIR ADJUSTMENTS

- Center tilt with upright position tilt lock.
- Tilt tension adjustment.
- Pneumatic seat height adjustment.

OPTIONAL FEATURES

- For hard surface flooring casters, please specify (C65R). Add \$21/set.

DESCRIPTION	MODEL# / FEATURES																																		
 <p>High Back Tilter Unit weight: 41 LB 18.6 KG Carton weight: 47 LB 21.32 KG Carton volume: 9.5 FT³ 0.26 MT³</p>	<p>Ergonomic features:</p> <p>A, B, C, M, N, S</p>																																		
	<p>List price</p> <p>MVL11870 673</p>																																		
	<table border="1"> <thead> <tr> <th rowspan="2"></th> <th colspan="3">OVERALL DIMENSIONS</th> <th colspan="3">SEAT DIMENSIONS</th> <th colspan="2">BACK DIMENSIONS</th> </tr> <tr> <th>W</th> <th>D</th> <th>H</th> <th>W</th> <th>D</th> <th>H</th> <th>W</th> <th>H</th> </tr> </thead> <tbody> <tr> <td>IN</td> <td>25.5</td> <td>28.5</td> <td>44.5</td> <td>21.5</td> <td>18.5</td> <td>16.5-21.5</td> <td>21.5</td> <td>25.5</td> </tr> <tr> <td>MM</td> <td>648</td> <td>724</td> <td>1130</td> <td>546</td> <td>470</td> <td>419-546</td> <td>546</td> <td>648</td> </tr> </tbody> </table> <p> Ergonomic features: RTA 8 1 per carton   </p>		OVERALL DIMENSIONS			SEAT DIMENSIONS			BACK DIMENSIONS		W	D	H	W	D	H	W	H	IN	25.5	28.5	44.5	21.5	18.5	16.5-21.5	21.5	25.5	MM	648	724	1130	546	470	419-546	546
	OVERALL DIMENSIONS			SEAT DIMENSIONS			BACK DIMENSIONS																												
	W	D	H	W	D	H	W	H																											
IN	25.5	28.5	44.5	21.5	18.5	16.5-21.5	21.5	25.5																											
MM	648	724	1130	546	470	419-546	546	648																											

PART-TIME



model MVL2836



model MVL2847

STANDARD FEATURES





- Canadian made, value priced, general office seating.
- Available with two different mechanism options: task or posture task.
- Contoured cushions and waterfall seat edge.
- Standard with height adjustable T-arms with self-skinned urethane (SSU) armcaps (except armless models).
- Dual wheel carpet casters (C65) are standard.
- Can be upholstered in all Global grade 1 seating textiles with the exception of Luxhide (see page 134).
- Compliant with the emissions guidelines set by the GREENGUARD Environmental Institute.
- Limited Warranty (5-year exceptions apply - see page 138).
- Weight capacity for this series is 300 lbs.

CHAIR ADJUSTMENTS

- **Task chairs**
 - Infinite position back angle adjustment.
 - Seat depth adjustment.
 - Pneumatic seat height adjustment.
- **Posture task chairs**
 - Infinite position back angle adjustment.
 - Manual back height adjustment.
 - Pneumatic seat height adjustment.

OPTIONAL FEATURES

- For hard surface flooring casters, please specify **(C65R)**. Add \$21/set.
- Bantam is a durable, bleach cleanable (9:1) vinyl, but due to the stiff nature of the textile, this vinyl is prone to bunching and will not upholster as smoothly as other coverings in this series.

DESCRIPTION	MODEL# / FEATURES	List price																																				
 <p>Armless Task Unit weight: 27 LB 12.3 KG Carton weight: 33 LB 14.97 KG Carton volume: 6.5 FT³ 0.18 MT³</p>	<p>MVL2836 Fabric</p> <p>Ergonomic features: C, E, M, N</p>	347																																				
		<table border="1"> <thead> <tr> <th rowspan="2"></th> <th colspan="3">OVERALL DIMENSIONS</th> <th colspan="3">SEAT DIMENSIONS</th> <th colspan="2">BACK DIMENSIONS</th> </tr> <tr> <th>W</th> <th>D</th> <th>H</th> <th>W</th> <th>D</th> <th>H</th> <th>W</th> <th>H</th> </tr> </thead> <tbody> <tr> <td>IN</td> <td>20.5</td> <td>24.5</td> <td>36.5</td> <td>20.5</td> <td>17-18</td> <td>16.5-21.5</td> <td>19</td> <td>20</td> </tr> <tr> <td>MM</td> <td>521</td> <td>622</td> <td>927</td> <td>521</td> <td>432-457</td> <td>419-546</td> <td>483</td> <td>508</td> </tr> </tbody> </table>			OVERALL DIMENSIONS			SEAT DIMENSIONS			BACK DIMENSIONS		W	D	H	W	D	H	W	H	IN	20.5	24.5	36.5	20.5	17-18	16.5-21.5	19	20	MM	521	622	927	521	432-457	419-546	483	508
			OVERALL DIMENSIONS			SEAT DIMENSIONS			BACK DIMENSIONS																													
			W	D	H	W	D	H	W	H																												
IN	20.5	24.5	36.5	20.5	17-18	16.5-21.5	19	20																														
MM	521	622	927	521	432-457	419-546	483	508																														
<p>RTA 2 courier 1 per carton</p> <p>CANADA C65R</p>																																						
<p>Armless Posture Task Unit weight: 31 LB 14.1 KG Carton weight: 37 LB 16.78 KG Carton volume: 6.5 FT³ 0.18 MT³</p>																																						
 <p>Armless Posture Task Unit weight: 31 LB 14.1 KG Carton weight: 37 LB 16.78 KG Carton volume: 6.5 FT³ 0.18 MT³</p>	<p>MVL2837 Fabric</p> <p>Ergonomic features: C, D, G, M, N</p>	406																																				
		<table border="1"> <thead> <tr> <th rowspan="2"></th> <th colspan="3">DIMENSIONS HORS TOUT</th> <th colspan="3">DIMENSIONS DE L'ASSISE</th> <th colspan="2">DIMENSIONS DU DOSSIER</th> </tr> <tr> <th>L</th> <th>P</th> <th>H</th> <th>L</th> <th>P</th> <th>H</th> <th>L</th> <th>H</th> </tr> </thead> <tbody> <tr> <td>PO</td> <td>20.5</td> <td>24</td> <td>37.5</td> <td>20.5</td> <td>17.5</td> <td>16.5-21.5</td> <td>19</td> <td>16-20</td> </tr> <tr> <td>MM</td> <td>521</td> <td>610</td> <td>953</td> <td>521</td> <td>445</td> <td>419-546</td> <td>483</td> <td>406-508</td> </tr> </tbody> </table>			DIMENSIONS HORS TOUT			DIMENSIONS DE L'ASSISE			DIMENSIONS DU DOSSIER		L	P	H	L	P	H	L	H	PO	20.5	24	37.5	20.5	17.5	16.5-21.5	19	16-20	MM	521	610	953	521	445	419-546	483	406-508
			DIMENSIONS HORS TOUT			DIMENSIONS DE L'ASSISE			DIMENSIONS DU DOSSIER																													
			L	P	H	L	P	H	L	H																												
PO	20.5	24	37.5	20.5	17.5	16.5-21.5	19	16-20																														
MM	521	610	953	521	445	419-546	483	406-508																														
<p>RTA 2 courier 1 per carton</p> <p>CANADA C65R</p>																																						
<p>Task w/Arms Unit weight: 33 LB 15 KG Carton weight: 39 LB 17.69 KG Carton volume: 7 FT³ 0.19 MT³</p>																																						
 <p>Task w/Arms Unit weight: 33 LB 15 KG Carton weight: 39 LB 17.69 KG Carton volume: 7 FT³ 0.19 MT³</p>	<p>MVL2846 Fabric</p> <p>Ergonomic features: C, E, H, M, N</p>	438																																				
		<table border="1"> <thead> <tr> <th rowspan="2"></th> <th colspan="3">OVERALL DIMENSIONS</th> <th colspan="3">SEAT DIMENSIONS</th> <th colspan="2">BACK DIMENSIONS</th> </tr> <tr> <th>W</th> <th>D</th> <th>H</th> <th>W</th> <th>D</th> <th>H</th> <th>W</th> <th>H</th> </tr> </thead> <tbody> <tr> <td>IN</td> <td>26.5</td> <td>24.5</td> <td>36.5</td> <td>20.5</td> <td>17-18</td> <td>16.5-21.5</td> <td>19</td> <td>20</td> </tr> <tr> <td>MM</td> <td>673</td> <td>622</td> <td>927</td> <td>521</td> <td>432-457</td> <td>419-546</td> <td>483</td> <td>508</td> </tr> </tbody> </table>			OVERALL DIMENSIONS			SEAT DIMENSIONS			BACK DIMENSIONS		W	D	H	W	D	H	W	H	IN	26.5	24.5	36.5	20.5	17-18	16.5-21.5	19	20	MM	673	622	927	521	432-457	419-546	483	508
			OVERALL DIMENSIONS			SEAT DIMENSIONS			BACK DIMENSIONS																													
			W	D	H	W	D	H	W	H																												
IN	26.5	24.5	36.5	20.5	17-18	16.5-21.5	19	20																														
MM	673	622	927	521	432-457	419-546	483	508																														
<p>RTA 2 courier 1 per carton</p> <p>CANADA C65R</p>																																						
<p>Posture Task w/Arms Unit weight: 37 LB 16.8 KG Carton weight: 43 LB 19.5 KG Carton volume: 8.5 FT³ 0.24 MT³</p>																																						
 <p>Posture Task w/Arms Unit weight: 37 LB 16.8 KG Carton weight: 43 LB 19.5 KG Carton volume: 8.5 FT³ 0.24 MT³</p>	<p>MVL2847 Fabric</p> <p>Ergonomic features: C, D, G, H, M, N</p>	498																																				
		<table border="1"> <thead> <tr> <th rowspan="2"></th> <th colspan="3">OVERALL DIMENSIONS</th> <th colspan="3">SEAT DIMENSIONS</th> <th colspan="2">BACK DIMENSIONS</th> </tr> <tr> <th>W</th> <th>D</th> <th>H</th> <th>W</th> <th>D</th> <th>H</th> <th>W</th> <th>H</th> </tr> </thead> <tbody> <tr> <td>IN</td> <td>26.5</td> <td>24</td> <td>37.5</td> <td>20.5</td> <td>17.5</td> <td>16.5-21.5</td> <td>19</td> <td>16-20</td> </tr> <tr> <td>MM</td> <td>673</td> <td>610</td> <td>953</td> <td>521</td> <td>445</td> <td>419-546</td> <td>483</td> <td>406-508</td> </tr> </tbody> </table>			OVERALL DIMENSIONS			SEAT DIMENSIONS			BACK DIMENSIONS		W	D	H	W	D	H	W	H	IN	26.5	24	37.5	20.5	17.5	16.5-21.5	19	16-20	MM	673	610	953	521	445	419-546	483	406-508
			OVERALL DIMENSIONS			SEAT DIMENSIONS			BACK DIMENSIONS																													
			W	D	H	W	D	H	W	H																												
IN	26.5	24	37.5	20.5	17.5	16.5-21.5	19	16-20																														
MM	673	610	953	521	445	419-546	483	406-508																														
<p>RTA 2 courier 1 per carton</p> <p>CANADA C65R</p>																																						

RAVEN 400



model OTG10703B

STANDARD FEATURES




- Specifically intended for users of above average height and/or weight.
- Multiple shift application (24 hours a day/7 days a week).
- Breathable mesh back.
- Standard with height adjustable arms.
- Lightly padded height adjustable lumbar support.
- Black powder coated heavy duty metal base.
- Dual wheel carpet casters are standard.
- Only available in Black woven fabric seat with a Black mesh back.
- Limited Warranty (2-year exceptions apply - see page 138).
- Weight capacity for this series is 400 lbs.

CHAIR ADJUSTMENTS

- Synchro-tilter mechanism with multi position tilt lock.
- Tilt tension adjustment.
- Ratchet back height adjustment.
- Side activated sliding seat depth adjustment.
- Pneumatic seat height adjustment.

OPTIONAL FEATURES

- Hard surface flooring casters (**C10R**) can be purchased separately. Add \$104/set.

DESCRIPTION	MODEL# / FEATURES	List price								
 <p>High Back Heavy Duty Synchro-Tilter Unit weight: 51.5 LB 23.4 KG Carton weight: 60 LB 27.22 KG Carton volume: 9.25 FT³ 0.26 MT³</p>	<p>OTG10703B</p> <p>Ergonomic features: A, B, C, D, E, H, L, M, N</p>									
		<p>OVERALL DIMENSIONS</p> <p>W D H</p>			<p>SEAT DIMENSIONS</p> <p>W D H</p>			<p>BACK DIMENSIONS</p> <p>W H</p>		
		IN	29	27	43.5	22.75	19-21	20-23.5	19.5	22.75
		MM	737	686	1105	578	483-533	508-597	495	578
								1 per carton		

SAFARI



model OTG13026

STANDARD FEATURES

- Mesh back tilter chair.
- Compact design suitable for average to petite size individuals.
- Contoured Black mesh back with lumbar strap provides excellent support.
- Fixed loop arms.
- Black base with dual wheel carpet casters (C1) is standard.
- Seat can be upholstered in all Global grade 1 seating textiles or in Luxhide bonded leather (see page 134).
- Compliant with the emissions guidelines set by the GREENGUARD Environmental Institute.
- Limited Warranty (5-year exceptions apply - see page 138).
- Weight capacity for this series is 300 lbs.

CHAIR ADJUSTMENTS

- Center tilt with upright position tilt lock.
- Tilt tension adjustment.
- Pneumatic seat height adjustment.

OPTIONAL FEATURES

- Hard surface flooring casters (**C9R**) can be purchased separately. Add \$96/set.

ALTERNATE TEXTILE OPTIONS

- Graded-in textiles are available (seat only). No minimum quantities. Contact Customer Service for pricing.

DESCRIPTION

MODEL# / FEATURES



Medium Mesh Back Tilter
 Unit weight: 27 LB | 12.3 KG
 Carton weight: 32 LB | 14.51 KG
 Carton volume: 4.5 FT³ | 0.12 MT³

Ergonomic features:
 A, B, C, M, N, S

List price

OTG13026 446

	OVERALL DIMENSIONS			SEAT DIMENSIONS			BACK DIMENSIONS	
	W	D	H	W	D	H	W	H
IN	23	23.5	40	19	17	18.25-22.25	19	19
MM	584	597	991	483	432	464-565	483	483

RTA 8



1 per carton



SIX 13



model OTG11613B

STANDARD FEATURES

- A value priced multi-tilter chair with many ergonomic features.
- Standard with height adjustable T-arms with self-skinned urethane (SSU) armcaps.
- Dual wheel carpet casters (C65) are standard.
- Upholstered in Black, Quilt (QL10) only.
- Compliant with the emissions guidelines set by the GREENGUARD Environmental Institute.
- Limited Warranty (2-year exceptions apply - see page 138).
- Weight capacity for this series is 300 lbs.

CHAIR ADJUSTMENTS

- Multi-Center tilt with infinite position tilt lock.
- Infinite position back and seat angle adjustments.
- Concealed ratchet back height adjustment.
- Pneumatic seat height adjustment.

OPTIONAL FEATURES

- Hard surface flooring casters (**C65R**) can be purchased separately. Add \$96/set.

DESCRIPTION

MODEL# / FEATURES



Medium Back Multi-Tilter
 Unit weight: 41 LB | 18.59 KG
 Carton weight: 41 LB | 18.6 KG
 Carton volume: 5.77 FT³ | 0.16 MT³

Ergonomic features:
 A, B, C, D, G, H, M, N, S

List price

OTG11613B 585

	OVERALL DIMENSIONS			SEAT DIMENSIONS			BACK DIMENSIONS	
	W	D	H	W	D	H	W	H
IN	25.5	24	39	21	18.5	17.5-22.5	20.5	17.5-19
MM	648	610	991	533	470	445-572	521	445-483

RTA 8



1 per carton



SIX 31



model OTG11631B

STANDARD FEATURES





- A great general purpose office chair.
- Contoured seat and back with thick cushions.
- Standard with height adjustable T-arms with self-skinned urethane (SSU) armcaps.
- Dual wheel carpet casters (C65) are standard.
- OTG11531B and OTG11631B are upholstered in Black, Quilt (QL10)
- Compliant with the emissions guidelines set by the GREENGUARD Environmental Institute.
- Limited Warranty (2-year exceptions apply - see page 138).
- Weight capacity for this series is 300 lbs.

CHAIR ADJUSTMENTS

- **Multi-tilter chair**
 - Center tilt with infinite position tilt lock.
 - Tilt tension adjustment.
 - Independent back and seat angle adjustments.
 - Internal ratchet back height adjustment.
 - Seat depth adjustment.
 - Pneumatic seat height adjustment.
- **Operator chair**
 - Single lever back and seat angle with tension adjustments.
 - Back height adjustment.
 - Pneumatic seat height adjustment.

OPTIONAL FEATURES

- Hard surface flooring casters (**C65R**) can be purchased separately. Add \$96/set.

DESCRIPTION	MODEL# / FEATURES	List price								
 <p>Medium Back Multi-Tilter Unit weight: 65 LB 29.48 KG Carton weight: 65 LB 29.48 KG Carton volume: 8 FT³ 0.22 MT³</p>	<p>OTG11531B Black</p>	<p>OVERALL DIMENSIONS</p> <p>W D H</p>			<p>SEAT DIMENSIONS</p> <p>W D H</p>			<p>BACK DIMENSIONS</p> <p>W H</p>		
		<p>IN 25.5 24 42.5</p> <p>MM 648 610 1080</p>	<p>20 17 19-23</p> <p>508 432 483-584</p>	<p>19.5 20.5-23.5</p> <p>495 521-597</p>	<p>Ergonomic features: A, B, C, D, E, F, G, H, M, N, S</p>	<p>RTA 8</p>	<p>courier</p>	<p>1 per carton</p>		
 <p>Medium Back Operator Unit weight: 46 LB 20.86 KG Carton weight: 46 LB 20.87 KG Carton volume: 6.5 FT³ 0.18 MT³</p>	<p>OTG11631B Black</p>	<p>OVERALL DIMENSIONS</p> <p>W D H</p>			<p>SEAT DIMENSIONS</p> <p>W D H</p>			<p>BACK DIMENSIONS</p> <p>W H</p>		
		<p>IN 25.5 25 44</p> <p>MM 648 635 1118</p>	<p>20.5 19 18.5-22.5</p> <p>521 483 470-572</p>	<p>20 23-24.5</p> <p>508 584-622</p>	<p>Ergonomic features: A, B, C, D, G, H, M, N, S</p>	<p>RTA 8</p>	<p>courier</p>	<p>1 per carton</p>		

SODA






model MVL13017

STANDARD FEATURES

- A contemporary, yet retro light lounge series featuring fully upholstered cushions.
- Back design on lounge chair offers flexible movement.
- Generous proportions allow for a variety of seating positions.
- Chair and ottoman are standard with a Chrome frame with clear polycarbonate glides and are suitable for carpet, rubber or concrete flooring.
- Can be upholstered in all Global grade 1 seating textiles or in Luxhide bonded leather (see page 134).
- Compliant with the emissions guidelines set by the GREENGUARD Environmental Institute.
- Limited Warranty (5-year exceptions apply - see page 138).
- Weight capacity for this series is 300 lbs.

ALTERNATE TEXTILE OPTIONS

- Graded-in textiles are available. No minimum quantities. Contact Customer Service for pricing.
- Bantam is a durable, bleach cleanable (9:1) vinyl, but due to the stiff nature of the textile, this vinyl is prone to bunching and will not upholster as smoothly as other coverings in this series.

DESCRIPTION	MODEL# / FEATURES	List price																															
 <p>Lounge Chair Unit weight: 30 LB 13.6 KG Carton weight: 39 LB 17.69 KG Carton volume: 18 FT³ 0.5 MT³</p>	<p>MVL13017 Luxhide bonded leather or fabric</p> <p>Ergonomic features: M, N</p>	711																															
		<table border="1"> <thead> <tr> <th colspan="3">OVERALL DIMENSIONS</th> <th colspan="3">SEAT DIMENSIONS</th> <th colspan="2">BACK DIMENSIONS</th> </tr> <tr> <th>W</th> <th>D</th> <th>H</th> <th>W</th> <th>D</th> <th>H</th> <th>W</th> <th>H</th> </tr> </thead> <tbody> <tr> <td>IN 27</td> <td>24</td> <td>32</td> <td>27</td> <td>18</td> <td>17</td> <td>22</td> <td>15.5</td> </tr> <tr> <td>MM 686</td> <td>610</td> <td>813</td> <td>686</td> <td>457</td> <td>432</td> <td>559</td> <td>394</td> </tr> </tbody> </table>		OVERALL DIMENSIONS			SEAT DIMENSIONS			BACK DIMENSIONS		W	D	H	W	D	H	W	H	IN 27	24	32	27	18	17	22	15.5	MM 686	610	813	686	457	432
OVERALL DIMENSIONS			SEAT DIMENSIONS			BACK DIMENSIONS																											
W	D	H	W	D	H	W	H																										
IN 27	24	32	27	18	17	22	15.5																										
MM 686	610	813	686	457	432	559	394																										
		RTA 00	1 per carton	 																													



SODA TABLES



model MVL13016

STANDARD FEATURES

- 1" thick thermally fused laminate top surface with 2mm matching edgeband.
- Tables are standard with a Chrome frame with clear polycarbonate glides and are suitable for carpet, rubber or concrete flooring.
- Top surface available in 13 standard finishes (see page 135).
- Meets applicable ANSI/BIFMA standards.

TABLES	MODEL #	DIMENSIONS IN MM	WEIGHT LB KG	VOLUME FT ³ MT ³	LIST PRICE
	MVL13016	30 x - x 15.25	40	13	\$445
	30" round	762 x - x 387	18.14	0.36	
	MVL13023	30 x - x 15.25	45	13	\$445
	30" square	762 x - x 387	20.41	0.36	

30" Tables

Shipped assembled in 1 carton.



SPARROW



model OTG10920

STANDARD FEATURES

- Multi-purpose guest/occasional chair.
- Durable welded four-legged steel frame.
- Black mesh back with Black, Quilt (QL10) seat.
- Seat shroud design protects cushion seat pad when stacked.
- Nylon loop arms.
- Black nylon frame features a unique back grid.
- Shipped assembled - 4 per carton.
- Compliant with the emissions guidelines set by the GREENGUARD Environmental Institute.
- Limited Warranty (2-year exceptions apply - see page 138).
- Weight capacity for this series is 300 lbs.

DESCRIPTION	MODEL# / FEATURES	List price							
 <p>Guest Chair, Mesh Back and Uph Seat Unit weight: 20 LB 9.07 KG Carton weight: 20 LB 9.07 KG Carton volume: 17.5 FT³ 0.49 MT³</p>	<p>OTG10920</p> <p>Ergonomic features: M, N</p>	279							
		OVERALL DIMENSIONS			SEAT DIMENSIONS			BACK DIMENSIONS	
		W	D	H	W	D	H	W	H
IN 24	21.5	33.5	18	17	18.5	17	15		
MM 610	546	851	457	432	470	432	381		
		RTA 00	4 per carton (pricing and specifications are for one chair)						

STRADIC



model MVL11860

STANDARD FEATURES

- Tilter chair with a unique design mesh back.
- Standard with height adjustable arms with soft self-skinned urethane (SSU) armcaps that slide forward and backward.
- Dual wheel carpet casters (C1) are standard.
- Air flow mesh back is available in Black only.
- Seating surfaces can be upholstered in all Global grade 1 seating textiles with the exception of Luxhide (see page 134).
- Compliant with the emissions guidelines set by the GREENGUARD Environmental Institute.
- Limited Warranty (5-year exceptions apply - see page 138).
- Weight capacity for this series is 300 lbs.

CHAIR ADJUSTMENTS

- Center tilt with upright position tilt lock.
- Tilt tension adjustment.
- Pneumatic seat height adjustment.

OPTIONAL FEATURES

- For hard surface flooring casters, please specify (C9R). Add \$21/set.
- Bantam is a durable, bleach cleanable (9:1) vinyl, but due to the stiff nature of the textile, this vinyl is prone to bunching and will not upholster as smoothly as other coverings in this series.

DESCRIPTION MODEL# / FEATURES



Tilter, Mesh Back and Uph seat
 Unit weight: 35 LB | 15.9 KG
 Carton weight: 40 LB | 18.14 KG
 Carton volume: 9.5 FT³ | 0.26 MT³

List price

MVL11860 567

OVERALL DIMENSIONS			SEAT DIMENSIONS			BACK DIMENSIONS		
	W	D	H	W	D	H	W	H
IN	25	23.5	35.5	20	17.5	15.5-20.5	18.5	18
MM	635	597	902	508	445	394-521	470	457

Ergonomic features:
 A, B, C, H, M, N, S



1 per carton



SUBURB



model MVL13051



model MVL13052

STANDARD FEATURES


- Canadian made sofa series.
- All models are freestanding.
- Thick, plush cushions are reversible and removable.
- Standard with tapered wood legs in Black finish.
- Arms taper forward and feature a radius end.
- Can be upholstered in all Global grade 1 seating textiles or in Luxhide bonded leather (see page 134).
- Compliant with the emissions guidelines set by the GREENGUARD Environmental Institute.
- Limited Warranty (5-year exceptions apply - see page 138).
- Weight capacity for this series is 300 lbs. per seat.

ALTERNATE TEXTILE OPTIONS

- Graded-in textiles are available. No minimum quantities. Contact Customer Service for pricing.

DESCRIPTION

MODEL# / FEATURES






Lounge Chair


Unit weight: 49 LB | 22.3 KG
 Carton weight: 59 LB | 26.76 KG
 Carton volume: 14.5 FT³ | 0.41 MT³

MVL13051

List price

948

	OVERALL DIMENSIONS			SEAT DIMENSIONS			BACK DIMENSIONS	
	W	D	H	W	D	H	W	H
IN	30.25	32.75	31.5	21	19.5	17.5	21	14.5
MM	768	832	800	533	495	445	533	368
	RTA 00		1 per carton					





Two Seat Sofa


Unit weight: 71 LB | 32.3 KG
 Carton weight: 83 LB | 37.65 KG
 Carton volume: 24.25 FT³ | 0.68 MT³

MVL13052

List price

1448

	OVERALL DIMENSIONS			SEAT DIMENSIONS			BACK DIMENSIONS	
	W	D	H	W	D	H	W	H
IN	52.25	32.75	31.5	43	19.5	17.5	43	14.5
MM	1327	832	800	1092	495	445	1092	368
	RTA 00		1 per carton					





Three Seat Sofa

Unit weight: 94 LB | 42.7 KG
 Carton weight: 108 LB | 48.99 KG
 Carton volume: 34.25 FT³ | 0.96 MT³

MVL13053

List price

1944

	OVERALL DIMENSIONS			SEAT DIMENSIONS			BACK DIMENSIONS	
	W	D	H	W	D	H	W	H
IN	74.25	32.75	31.5	65	19.5	17.5	65	14.5
MM	1886	832	800	1651	495	445	1651	368
	RTA 00		1 per carton					

TAMI



model MVL1617



model MVL1616

STANDARD FEATURES

- Canadian made task chairs.
- Hinged back for enhanced comfort.
- Scuff resistant outer back shroud.
- MVL1617 is standard with height adjustable T-arms with self-skinned urethane (SSU) armcaps.
- Dual wheel carpet casters (C65) are standard.
- Can be upholstered in all Global grade 1 seating textiles with the exception of Luxhide (see page 134).
- Compliant with the emissions guidelines set by the GREENGUARD Environmental Institute.
- Limited Warranty (5-year exceptions apply - see page 138).
- Weight capacity for this series is 300 lbs.

CHAIR ADJUSTMENTS

- Seat depth adjustment.
- Pneumatic seat height adjustment.

OPTIONAL FEATURES

- For hard surface flooring casters, please specify (C65R). Add \$21/set.
- Bantam is a durable, bleach cleanable (9:1) vinyl, but due to the stiff nature of the textile, this vinyl is prone to bunching and will not upholster as smoothly as other coverings in this series.

DESCRIPTION

MODEL# / FEATURES



Armless Task

Unit weight: 18 LB | 8.2 KG
 Carton weight: 21 LB | 9.53 KG
 Carton volume: 3.6 FT³ | 0.1 MT³

MVL1616

List price

254

OVERALL DIMENSIONS

	W	D	H
IN	18	22	32
MM	457	559	813

SEAT DIMENSIONS

W	D	H
18	16	15.5-20.5
457	406	394-521

BACK DIMENSIONS

W	H
15.5	14
394	356

Ergonomic features:
 C, E, M, N



1 per carton



Task w/Arms

Unit weight: 24 LB | 10.9 KG
 Carton weight: 27 LB | 12.25 KG
 Carton volume: 4.6 FT³ | 0.13 MT³

MVL1617

List price

356

OVERALL DIMENSIONS

	W	D	H
IN	22	22	32
MM	559	559	813

SEAT DIMENSIONS

W	D	H
18	16	15.5-20.5
457	406	394-521

BACK DIMENSIONS

W	H
15.5	14
394	356

Ergonomic features:
 C, E, H, M, N



1 per carton



Height Adjustable T-Arms - 1 pair

Unit weight: 8 LB | 3.6 KG
 Carton weight: 10 LB | 4.54 KG
 Carton volume: 1.3 FT³ | 0.03 MT³

MVL2784

List price

119

OVERALL DIMENSIONS

	W	D	H
IN	3	10	12
MM	76	254	305

SEAT DIMENSIONS

W	D	H
-	-	-
-	-	-

BACK DIMENSIONS

W	H
-	-
-	-

Ergonomic features:
 C, E, H, M, N



1 pair per carton (pricing is for the pair, specifications are for one arm)

TL



model **MVL6074**
shown with fixed loop arms



model **MVL6070HA**
shown with 4D arms

STANDARD FEATURES

- Designed and made in Canada, this ergonomic task seating series features a tapered shape high back for ample support and a molded seat foam for comfort and clean aesthetics.
- Work chairs are available with two different mechanism options: synchro-tilter or multi-tilter. Height adjustable stools are available with task mechanism only.
- Mesh back is available in six colours: Black (**D55**), Blue (**D51**), Fog (**D54**), Navy (**D52**), Red (**D50**) and Shadow (**D53**).
- Adjustable lumbar support is standard on all models.
- Black frame with a 5-prong, injection molded, fiberglass reinforced Black nylon base with dual wheel carpet casters.
- Models are available with fixed plastic loop arms, height adjustable arms with sliding and rotating armcaps (4D), or without arms.
- Seat can be upholstered in Luxhide bonded leather (various colours) or in all Global grade 1 seating textiles (see page 134). Seat upholstered in vinyls (Bantam and Luxhide) will have a sewn cover with side band.
- Compliant with the emissions guidelines set by the GREENGUARD Environmental Institute.
- Limited Warranty (5-year exceptions apply - see page 138).
- Weight capacity for this series is 300 lbs.

CHAIR ADJUSTMENTS










- **Multi-tilter chair**
 - Infinite position tilt lock.
 - Tilt tension adjustment.
 - Independent back and seat angle adjustment.
 - Side activated sliding seat depth adjustment.
 - Height adjustable lumbar support.
 - Pneumatic seat height adjustment.
- **Weight sensing synchro-tilter chair**
 - Upright position tilt lock.
 - Tilt tension adjustment.
 - Side activated sliding seat depth adjustment.
 - Height adjustable lumbar support.
 - Pneumatic seat height adjustment.
- **Height adjustable stool**
 - Task mechanism.
 - Pneumatic seat height adjustment.
 - Height adjustable lumbar support.
 - Height adjustable Chrome footrest.

OPTIONAL FEATURES

- For optional polished aluminum base, please specify (**A7**). Add \$131.
- For hard surface flooring casters, please specify (**C82R**). Add \$21/set.

ALTERNATE TEXTILE OPTIONS

- Graded-in textiles are available. No minimum quantities. Contact Customer Service for pricing.

DESCRIPTION	MODEL# / FEATURES	List price								
 <p>High Mesh Back Multi-Tilter Unit weight: 48.5 LB 22 KG Carton weight: 59.5 LB 26.99 KG Carton volume: 10.5 FT³ 0.29 MT³</p>	<p>MVL6070 with fixed loop arms</p> <p>Ergonomic features: A, B, C, D, E, F, G, M, N, S</p>	1008								
		OVERALL DIMENSIONS			SEAT DIMENSIONS			BACK DIMENSIONS		
		W	D	H	W	D	H	W	H	
IN 24.75	23	40.62	20	17.5-21	17.5-21.25	16	22			
MM 629	584	1032	508	445-533	445-540	406	559			
			RTA 2		1 per carton					
 <p>High Mesh Back Multi-Tilter Unit weight: 48.5 LB 22 KG Carton weight: 59.5 LB 26.99 KG Carton volume: 10.5 FT³ 0.29 MT³</p>	<p>MVL6070HA with height adjustable arms</p> <p>Ergonomic features: A, B, C, D, E, F, G, H, M, N, R, S</p>	1066								
		OVERALL DIMENSIONS			SEAT DIMENSIONS			BACK DIMENSIONS		
		W	D	H	W	D	H	W	H	
IN 26	23	40.62	20	17.5-21	17.5-21.25	16	22			
MM 660	584	1032	508	445-533	445-540	406	559			
			RTA 2		1 per carton					
 <p>High Mesh Back Multi-Tilter Unit weight: 44 LB 20 KG Carton weight: 55 LB 24.95 KG Carton volume: 10.5 FT³ 0.29 MT³</p>	<p>MVL6070NA without arms</p> <p>Ergonomic features: A, B, C, D, E, F, G, M, N, S</p>	921								
		OVERALL DIMENSIONS			SEAT DIMENSIONS			BACK DIMENSIONS		
		W	D	H	W	D	H	W	H	
IN 20	23	40.62	20	17.5-20	17.5-21.25	16	22			
MM 508	584	1032	508	445-508	445-540	406	559			
			RTA 2		1 per carton					

DESCRIPTION MODEL# / FEATURES



High Mesh Back Weight Sensing Synchro-Tilter
 Unit weight: 43 LB | 19.5 KG
 Carton weight: 54 LB | 24.49 KG
 Carton volume: 10.5 FT³ | 0.29 MT³

List price		911						
MVL6074		with fixed loop arms						
OVERALL DIMENSIONS			SEAT DIMENSIONS			BACK DIMENSIONS		
W	D	H	W	D	H	W	H	
IN 24.75	23	39.87	20	17.5-20	17-20.75	16	22	
MM 629	584	1013	508	445-508	432-527	406	559	
Ergonomic features:		RTA 2		courier		1 per carton		
B, C, D, E, L, M, N								



High Mesh Back Weight Sensing Synchro-Tilter
 Unit weight: 43 LB | 19.5 KG
 Carton weight: 54 LB | 24.49 KG
 Carton volume: 10.5 FT³ | 0.29 MT³

List price		969						
MVL6074HA		with height adjustable arms						
OVERALL DIMENSIONS			SEAT DIMENSIONS			BACK DIMENSIONS		
W	D	H	W	D	H	W	H	
IN 26	23	39.87	20	17.5-20	17-20.75	16	22	
MM 660	584	1013	508	445-508	432-527	406	559	
Ergonomic features:		RTA 2		courier		1 per carton		
B, C, D, E, H, L, M, N, R								



High Mesh Back Weight Sensing Synchro-Tilter
 Unit weight: 38 LB | 17.3 KG
 Carton weight: 54 LB | 24.49 KG
 Carton volume: 10.5 FT³ | 0.29 MT³

List price		824						
MVL6074NA		without arms						
OVERALL DIMENSIONS			SEAT DIMENSIONS			BACK DIMENSIONS		
W	D	H	W	D	H	W	H	
IN 20	23	39.87	20	17.5-20	17-20.75	16	22	
MM 508	584	1013	508	445-508	432-527	406	559	
Ergonomic features:		RTA 2		courier		1 per carton		
B, C, D, E, L, M, N								



Mesh Back Height Adjustable Task Stool
 Unit weight: 37.5 LB | 17 KG
 Carton weight: 48.5 LB | 22 KG
 Carton volume: 10.5 FT³ | 0.29 MT³

List price		1105						
MVL6076		with fixed loop arms						
OVERALL DIMENSIONS			SEAT DIMENSIONS			BACK DIMENSIONS		
W	D	H	W	D	H	W	H	
IN 24.75	24	50.75	20	17.75	25-35	16	22	
MM 629	610	1289	508	451	635-889	406	559	
Ergonomic features:		RTA 2		courier		1 per carton		
C, D, M, N								



Mesh Back Height Adjustable Task Stool
 Unit weight: 37.5 LB | 17 KG
 Carton weight: 48.5 LB | 22 KG
 Carton volume: 10.5 FT³ | 0.29 MT³

List price		1163						
MVL6076HA		with height adjustable arms						
OVERALL DIMENSIONS			SEAT DIMENSIONS			BACK DIMENSIONS		
W	D	H	W	D	H	W	H	
IN 26	24	51	20	17.75	25-35	16	21	
MM 660	610	1295	508	451	635-889	406	533	
Ergonomic features:		RTA 2		courier		1 per carton		
C, D, H, M, N, R								



Mesh Back Height Adjustable Task Stool
 Unit weight: 34 LB | 15.5 KG
 Carton weight: 45 LB | 20.41 KG
 Carton volume: 10.5 FT³ | 0.29 MT³

List price		1018						
MVL6076NA		without arms						
OVERALL DIMENSIONS			SEAT DIMENSIONS			BACK DIMENSIONS		
W	D	H	W	D	H	W	H	
IN 20	24	50.75	20	17	25-35	16	22	
MM 508	610	1289	508	432	635-889	406	559	
Ergonomic features:		RTA 2		courier		1 per carton		
C, D, M, N								

ULTRA



model MVL11730



model MVL11743

STANDARD FEATURES

- Canadian made tilter and guest chairs.
- Internal welded steel frame.
- Chrome fixed arms (except armless models) and base.
- Dual wheel carpet casters (C65) are standard (except guest chairs).
- Seating surfaces can be upholstered in Luxhide bonded leather, in various colours (see page 134).
- Compliant with the emissions guidelines set by the GREENGUARD Environmental Institute.
- Limited Warranty (5-year exceptions apply - see page 138).
- Weight capacity for this series is 300 lbs.

CHAIR ADJUSTMENTS




- Center tilt with upright position tilt lock.
- Tilt tension adjustment.
- Pneumatic seat height adjustment.

OPTIONAL FEATURES

- For hard surface flooring casters, please specify (C65R). Add \$21/set.
- Optional removable upholstered armcaps are available for tilter models with arms, please order (MVL11733). For graded-in textile pricing, please contact Customer Service.

ALTERNATE TEXTILE OPTIONS

- Graded-in textiles are available. No minimum quantities. Contact Customer Service for pricing.

DESCRIPTION	MODEL# / FEATURES																																			
 <p>High Back Tilter w/Arms Unit weight: 32 LB 14.5 KG Carton weight: 44 LB 19.96 KG Carton volume: 11 FT³ 0.31 MT³</p>	<p>List price</p> <p>MVL11730 727</p>																																			
	<table border="1"> <thead> <tr> <th rowspan="2"></th> <th colspan="3">OVERALL DIMENSIONS</th> <th colspan="3">SEAT DIMENSIONS</th> <th colspan="2">BACK DIMENSIONS</th> </tr> <tr> <th>W</th> <th>D</th> <th>H</th> <th>W</th> <th>D</th> <th>H</th> <th>W</th> <th>H</th> </tr> </thead> <tbody> <tr> <td>IN</td> <td>23.5</td> <td>24.5</td> <td>40</td> <td>21</td> <td>17.5</td> <td>17.5-22.5</td> <td>20</td> <td>21</td> </tr> <tr> <td>MM</td> <td>597</td> <td>622</td> <td>1016</td> <td>533</td> <td>445</td> <td>445-572</td> <td>508</td> <td>533</td> </tr> </tbody> </table>		OVERALL DIMENSIONS			SEAT DIMENSIONS			BACK DIMENSIONS		W	D	H	W	D	H	W	H	IN	23.5	24.5	40	21	17.5	17.5-22.5	20	21	MM	597	622	1016	533	445	445-572	508	533
			OVERALL DIMENSIONS			SEAT DIMENSIONS			BACK DIMENSIONS																											
		W	D	H	W	D	H	W	H																											
IN	23.5	24.5	40	21	17.5	17.5-22.5	20	21																												
MM	597	622	1016	533	445	445-572	508	533																												
<p>Ergonomic features: A, B, C, M, N, S</p> <p>RTA 1 courier 1 per carton CANADA GREENGUARD</p>																																				
	<p>List price</p> <p>MVL11732 654</p>																																			
 <p>Armless High Back Tilter Unit weight: 28 LB 12.7 KG Carton weight: 38 LB 17.24 KG Carton volume: 11 FT³ 0.31 MT³</p>	<table border="1"> <thead> <tr> <th rowspan="2"></th> <th colspan="3">OVERALL DIMENSIONS</th> <th colspan="3">SEAT DIMENSIONS</th> <th colspan="2">BACK DIMENSIONS</th> </tr> <tr> <th>W</th> <th>D</th> <th>H</th> <th>W</th> <th>D</th> <th>H</th> <th>W</th> <th>H</th> </tr> </thead> <tbody> <tr> <td>IN</td> <td>21</td> <td>24.5</td> <td>40</td> <td>21</td> <td>17.5</td> <td>17.5-22.5</td> <td>20</td> <td>21</td> </tr> <tr> <td>MM</td> <td>533</td> <td>622</td> <td>1016</td> <td>533</td> <td>445</td> <td>445-572</td> <td>508</td> <td>533</td> </tr> </tbody> </table>		OVERALL DIMENSIONS			SEAT DIMENSIONS			BACK DIMENSIONS		W	D	H	W	D	H	W	H	IN	21	24.5	40	21	17.5	17.5-22.5	20	21	MM	533	622	1016	533	445	445-572	508	533
			OVERALL DIMENSIONS			SEAT DIMENSIONS			BACK DIMENSIONS																											
		W	D	H	W	D	H	W	H																											
	IN	21	24.5	40	21	17.5	17.5-22.5	20	21																											
MM	533	622	1016	533	445	445-572	508	533																												
<p>Ergonomic features: A, B, C, M, N, S</p> <p>RTA 1 courier 1 per carton CANADA GREENGUARD</p>																																				
	<p>List price</p> <p>MVL11733 56</p>																																			
 <p>Upholstered Armcaps - 1 pair Unit weight: 0.25 LB 0.1 KG Carton weight: 0.75 LB 0.34 KG Carton volume: 0.2 FT³ 0.01 MT³</p>	<p>For models with arms: MVL11730, MVL11734 and MVL11742.</p> <p>RTA 00 courier 1 per carton (pricing is for the pair, specifications are for one armcap) CANADA GREENGUARD</p>																																			
	<p>List price</p> <p>MVL11734 706</p>																																			
	<table border="1"> <thead> <tr> <th rowspan="2"></th> <th colspan="3">OVERALL DIMENSIONS</th> <th colspan="3">SEAT DIMENSIONS</th> <th colspan="2">BACK DIMENSIONS</th> </tr> <tr> <th>W</th> <th>D</th> <th>H</th> <th>W</th> <th>D</th> <th>H</th> <th>W</th> <th>H</th> </tr> </thead> <tbody> <tr> <td>IN</td> <td>23.5</td> <td>24.5</td> <td>38</td> <td>21</td> <td>17.5</td> <td>17.5-22.5</td> <td>20</td> <td>19</td> </tr> <tr> <td>MM</td> <td>597</td> <td>622</td> <td>965</td> <td>533</td> <td>445</td> <td>445-572</td> <td>508</td> <td>483</td> </tr> </tbody> </table>		OVERALL DIMENSIONS			SEAT DIMENSIONS			BACK DIMENSIONS		W	D	H	W	D	H	W	H	IN	23.5	24.5	38	21	17.5	17.5-22.5	20	19	MM	597	622	965	533	445	445-572	508	483
			OVERALL DIMENSIONS			SEAT DIMENSIONS			BACK DIMENSIONS																											
W		D	H	W	D	H	W	H																												
IN	23.5	24.5	38	21	17.5	17.5-22.5	20	19																												
MM	597	622	965	533	445	445-572	508	483																												
<p>Ergonomic features: A, B, C, M, N, S</p> <p>RTA 1 courier 1 per carton CANADA GREENGUARD</p>																																				

DESCRIPTION MODEL# / FEATURES



Armless Low Back Tilter
 Unit weight: 31 LB | 14.1 KG
 Carton weight: 38 LB | 17.24 KG
 Carton volume: 11 FT³ | 0.31 MT³

List price

MVL11735 640

Ergonomic features:
 A, B, C, M, N, S

OVERALL DIMENSIONS			SEAT DIMENSIONS			BACK DIMENSIONS	
W	D	H	W	D	H	W	H

IN	21	24.5	38	21	17.5	17.5-22.5	20	19
MM	533	622	965	533	445	445-572	508	483

RTA 1



1 per carton



Medium Back Guest Chair, Cantilever Base
 Unit weight: 32 LB | 14.5 KG
 Carton weight: 40 LB | 18.14 KG
 Carton volume: 13.25 FT³ | 0.37 MT³

List price

MVL11742 810

Ergonomic features:
 M, N

OVERALL DIMENSIONS			SEAT DIMENSIONS			BACK DIMENSIONS	
W	D	H	W	D	H	W	H

IN	24.25	25	35	21	17.5	18	21	17.5
MM	616	635	889	533	445	457	533	445

RTA 00

1 per carton



Armless Medium Back Guest Chair, Cantilever Base
 Unit weight: 26 LB | 11.8 KG
 Carton weight: 32 LB | 14.51 KG
 Carton volume: 13.75 FT³ | 0.38 MT³

List price

MVL11743 696

Ergonomic features:
 M, N

OVERALL DIMENSIONS			SEAT DIMENSIONS			BACK DIMENSIONS	
W	D	H	W	D	H	W	H

IN	21	24.75	35	21	17.5	18	21	17.5
MM	533	629	889	533	445	457	533	445

RTA 00

1 per carton



YOHO



model MVL2789

STANDARD FEATURES





- Canadian made task chairs.
- Thick cushion compound-curved back offers great lumbar support.
- Standard with height adjustable T-arms with durable self-skinned urethane (SSU) armcaps (except armless models).
- Dual wheel carpet casters (C65) are standard.
- Height adjustable chairs are equipped with an adjustable Chrome footrest.
- Seating surfaces can be upholstered in Luxhide bonded leather (various colours) or in all Global grade 1 seating textiles (see page 134).
- Compliant with the emissions guidelines set by the GREENGUARD Environmental Institute.
- Limited Warranty (5-year exceptions apply - see page 138).
- Weight capacity for this series is 300 lbs.

CHAIR ADJUSTMENTS

- Seat depth adjustment.
- Pneumatic seat height adjustment.

OPTIONAL FEATURES

- For hard surface flooring casters, please specify (C65R). Add \$21/set.
- Bantam is a durable, bleach cleanable (9:1) vinyl, but due to the stiff nature of the textile, this vinyl is prone to bunching and will not upholster as smoothly as other coverings in this series.

DESCRIPTION	MODEL# / FEATURES																																		
 <p>Medium Back Task w/Arms Unit weight: 32 LB 14.5 KG Carton weight: 38 LB 17.24 KG Carton volume: 5.5 FT³ 0.15 MT³</p>	<p>MVL2778 Luxhide bonded leather or fabric</p>																																		
	<p>List price 606</p>																																		
	<table border="1"> <thead> <tr> <th rowspan="2"></th> <th colspan="3">OVERALL DIMENSIONS</th> <th colspan="3">SEAT DIMENSIONS</th> <th colspan="2">BACK DIMENSIONS</th> </tr> <tr> <th>W</th> <th>D</th> <th>H</th> <th>W</th> <th>D</th> <th>H</th> <th>W</th> <th>H</th> </tr> </thead> <tbody> <tr> <td>IN</td> <td>24.5</td> <td>24.5</td> <td>38</td> <td>19</td> <td>16</td> <td>16.5-21.5</td> <td>18</td> <td>19</td> </tr> <tr> <td>MM</td> <td>622</td> <td>622</td> <td>965</td> <td>483</td> <td>406</td> <td>419-546</td> <td>457</td> <td>483</td> </tr> </tbody> </table> <p>Ergonomic features: C, E, H, M, N</p> <p>RTA 2 courier 1 per carton CANADA GREENGUARD</p>		OVERALL DIMENSIONS			SEAT DIMENSIONS			BACK DIMENSIONS		W	D	H	W	D	H	W	H	IN	24.5	24.5	38	19	16	16.5-21.5	18	19	MM	622	622	965	483	406	419-546	457
	OVERALL DIMENSIONS			SEAT DIMENSIONS			BACK DIMENSIONS																												
	W	D	H	W	D	H	W	H																											
IN	24.5	24.5	38	19	16	16.5-21.5	18	19																											
MM	622	622	965	483	406	419-546	457	483																											
 <p>Medium Back Armless Task Unit weight: 23 LB 10.5 KG Carton weight: 29 LB 13.15 KG Carton volume: 5.5 FT³ 0.15 MT³</p>	<p>MVL2779 Luxhide bonded leather or fabric</p>																																		
	<p>List price 502</p>																																		
	<table border="1"> <thead> <tr> <th rowspan="2"></th> <th colspan="3">OVERALL DIMENSIONS</th> <th colspan="3">SEAT DIMENSIONS</th> <th colspan="2">BACK DIMENSIONS</th> </tr> <tr> <th>W</th> <th>D</th> <th>H</th> <th>W</th> <th>D</th> <th>H</th> <th>W</th> <th>H</th> </tr> </thead> <tbody> <tr> <td>IN</td> <td>19</td> <td>24.5</td> <td>38</td> <td>19</td> <td>16.5</td> <td>16.5-21.5</td> <td>18</td> <td>19</td> </tr> <tr> <td>MM</td> <td>483</td> <td>622</td> <td>965</td> <td>483</td> <td>406</td> <td>419-546</td> <td>457</td> <td>483</td> </tr> </tbody> </table> <p>Ergonomic features: C, E, M, N</p> <p>RTA 2 courier 1 per carton CANADA GREENGUARD</p>		OVERALL DIMENSIONS			SEAT DIMENSIONS			BACK DIMENSIONS		W	D	H	W	D	H	W	H	IN	19	24.5	38	19	16.5	16.5-21.5	18	19	MM	483	622	965	483	406	419-546	457
	OVERALL DIMENSIONS			SEAT DIMENSIONS			BACK DIMENSIONS																												
	W	D	H	W	D	H	W	H																											
IN	19	24.5	38	19	16.5	16.5-21.5	18	19																											
MM	483	622	965	483	406	419-546	457	483																											
 <p>Low Back Armless Task Unit weight: 23 LB 10.5 KG Carton weight: 28 LB 12.7 KG Carton volume: 4.7 FT³ 0.13 MT³</p>	<p>MVL2786 Luxhide bonded leather or fabric</p>																																		
	<p>List price 388</p>																																		
	<table border="1"> <thead> <tr> <th rowspan="2"></th> <th colspan="3">OVERALL DIMENSIONS</th> <th colspan="3">SEAT DIMENSIONS</th> <th colspan="2">BACK DIMENSIONS</th> </tr> <tr> <th>W</th> <th>D</th> <th>H</th> <th>W</th> <th>D</th> <th>H</th> <th>W</th> <th>H</th> </tr> </thead> <tbody> <tr> <td>IN</td> <td>19</td> <td>24</td> <td>34</td> <td>19</td> <td>16.5</td> <td>16-21</td> <td>17.5</td> <td>16</td> </tr> <tr> <td>MM</td> <td>483</td> <td>610</td> <td>864</td> <td>483</td> <td>419</td> <td>406-533</td> <td>445</td> <td>406</td> </tr> </tbody> </table> <p>Ergonomic features: C, E, M, N</p> <p>RTA 2 courier 1 per carton CANADA GREENGUARD</p>		OVERALL DIMENSIONS			SEAT DIMENSIONS			BACK DIMENSIONS		W	D	H	W	D	H	W	H	IN	19	24	34	19	16.5	16-21	17.5	16	MM	483	610	864	483	419	406-533	445
	OVERALL DIMENSIONS			SEAT DIMENSIONS			BACK DIMENSIONS																												
	W	D	H	W	D	H	W	H																											
IN	19	24	34	19	16.5	16-21	17.5	16																											
MM	483	610	864	483	419	406-533	445	406																											
 <p>Low Back Task w/Arms Unit weight: 29 LB 13.2 KG Carton weight: 34 LB 15.42 KG Carton volume: 4.7 FT³ 0.13 MT³</p>	<p>MVL2789 Luxhide bonded leather or fabric</p>																																		
	<p>List price 510</p>																																		
	<table border="1"> <thead> <tr> <th rowspan="2"></th> <th colspan="3">OVERALL DIMENSIONS</th> <th colspan="3">SEAT DIMENSIONS</th> <th colspan="2">BACK DIMENSIONS</th> </tr> <tr> <th>W</th> <th>D</th> <th>H</th> <th>W</th> <th>D</th> <th>H</th> <th>W</th> <th>H</th> </tr> </thead> <tbody> <tr> <td>IN</td> <td>24</td> <td>24</td> <td>34</td> <td>19</td> <td>16.5</td> <td>16-21</td> <td>17.5</td> <td>16</td> </tr> <tr> <td>MM</td> <td>610</td> <td>610</td> <td>864</td> <td>483</td> <td>419</td> <td>406-533</td> <td>445</td> <td>406</td> </tr> </tbody> </table> <p>Ergonomic features: C, E, H, M, N</p> <p>RTA 2 courier 1 per carton CANADA GREENGUARD</p>		OVERALL DIMENSIONS			SEAT DIMENSIONS			BACK DIMENSIONS		W	D	H	W	D	H	W	H	IN	24	24	34	19	16.5	16-21	17.5	16	MM	610	610	864	483	419	406-533	445
	OVERALL DIMENSIONS			SEAT DIMENSIONS			BACK DIMENSIONS																												
	W	D	H	W	D	H	W	H																											
IN	24	24	34	19	16.5	16-21	17.5	16																											
MM	610	610	864	483	419	406-533	445	406																											

DESCRIPTION MODEL# / FEATURES



Low Back Armless Height Adjustable Task Stool

Unit weight: 40 LB | 18.2 KG
 Carton weight: 45 LB | 20.41 KG
 Carton volume: 7 FT³ | 0.19 MT³

List price
MVL2796
 Luxhide bonded leather
 or fabric
 602

Ergonomic features:
 C, E, M, N

OVERALL DIMENSIONS			SEAT DIMENSIONS			BACK DIMENSIONS	
W	D	H	W	D	H	W	H
IN 19	24	44	19	16.5	23.5-33.5	17.5	16
MM 483	610	1118	483	419	597-851	445	406

RTA 2 1 per carton



Low Back Height Adjustable Task Stool w/Arms

Unit weight: 46 LB | 20.9 KG
 Carton weight: 50 LB | 22.68 KG
 Carton volume: 7 FT³ | 0.19 MT³

List price
MVL2799
 Luxhide bonded leather
 or fabric
 723

Ergonomic features:
 C, E, H, M, N

OVERALL DIMENSIONS			SEAT DIMENSIONS			BACK DIMENSIONS	
W	D	H	W	D	H	W	H
IN 24	24	44	19	16.5	23.5-33.5	17.5	16
MM 610	610	1118	483	419	597-851	445	406

RTA 2 1 per carton



Height Adjustable T-Arms - 1 pair

Unit weight: 8 LB | 3.6 KG
 Carton weight: 10 LB | 4.54 KG
 Carton volume: 1.3 FT³ | 0.03 MT³

List price
MVL2784
 119

OVERALL DIMENSIONS			SEAT DIMENSIONS			BACK DIMENSIONS	
W	D	H	W	D	H	W	H
IN 3	10	12	-	-	-	-	-
MM 76	254	305	-	-	-	-	-

RTA 00 1 pair per carton (pricing is for the pair, specifications are for one arm)

ZIM



model OTG11351AB



model OTG11351AG shown with adjustable headrest

STANDARD FEATURES










- High back synchro-tilter chair with wraparound mesh design.
- Standard with height adjustable T arms with self-skinned urethane (SSU) armcaps.
- Available in Black polyester fabric seat with mesh back in Black (B) or Grey (G).
- Black base with dual wheel carpet casters (C1) is standard.
- Optional adjustable headrest OTG11352: tilts and moves up and down to fit comfortably into the curve of the neck. Coat hanger is included with the headrest. Two sets of screws are included to install the headrest with or without the coat hanger.
- Compliant with the emissions guidelines set by the GREENGUARD Environmental Institute.
- Limited Warranty (2-year exceptions apply - see page 138).
- Weight capacity for this series is 300 lbs.

CHAIR ADJUSTMENTS

- Synchro tilt with multi position tilt lock.
- Automatic tilt tension adjustment.
- Seat depth adjustment.
- Pneumatic seat height adjustment.

OPTIONAL FEATURES

- Hard surface flooring casters (C9R) can be purchased separately. Add \$96/set.

DESCRIPTION	MODEL# / FEATURES	List price																																
 <p>High Back Weight Sensing Synchro-Tilter Unit weight: 37.5 LB 17 KG Carton weight: 44 LB 19.96 KG Carton volume: 5.75 FT³ 0.16 MT³</p>	<p>OTG11351AB Black mesh back</p> <p>Ergonomic features: B, C, E, H, L, M, N</p>	<p>540</p> <table border="1"> <thead> <tr> <th colspan="3">OVERALL DIMENSIONS</th> <th colspan="3">SEAT DIMENSIONS</th> <th colspan="2">BACK DIMENSIONS</th> </tr> <tr> <th>W</th> <th>D</th> <th>H</th> <th>W</th> <th>D</th> <th>H</th> <th>W</th> <th>H</th> </tr> </thead> <tbody> <tr> <td>IN 26</td> <td>24.5</td> <td>43</td> <td>19.5</td> <td>18</td> <td>18.5-22.5</td> <td>18</td> <td>22.5</td> </tr> <tr> <td>MM 660</td> <td>622</td> <td>1092</td> <td>495</td> <td>457</td> <td>470-572</td> <td>457</td> <td>572</td> </tr> </tbody> </table> <p>RTA 8  1 per carton </p>	OVERALL DIMENSIONS			SEAT DIMENSIONS			BACK DIMENSIONS		W	D	H	W	D	H	W	H	IN 26	24.5	43	19.5	18	18.5-22.5	18	22.5	MM 660	622	1092	495	457	470-572	457	572
	OVERALL DIMENSIONS			SEAT DIMENSIONS			BACK DIMENSIONS																											
W	D	H	W	D	H	W	H																											
IN 26	24.5	43	19.5	18	18.5-22.5	18	22.5																											
MM 660	622	1092	495	457	470-572	457	572																											
 <p>High Back Weight Sensing Synchro-Tilter Unit weight: 37.5 LB 17 KG Carton weight: 44 LB 19.96 KG Carton volume: 5.75 FT³ 0.16 MT³</p>	<p>OTG11351AG Grey mesh back</p> <p>Ergonomic features: B, C, E, H, L, M, N</p>	<p>540</p> <table border="1"> <thead> <tr> <th colspan="3">OVERALL DIMENSIONS</th> <th colspan="3">SEAT DIMENSIONS</th> <th colspan="2">BACK DIMENSIONS</th> </tr> <tr> <th>W</th> <th>D</th> <th>H</th> <th>W</th> <th>D</th> <th>H</th> <th>W</th> <th>H</th> </tr> </thead> <tbody> <tr> <td>IN 26</td> <td>24.5</td> <td>43</td> <td>19.5</td> <td>18</td> <td>18.5-22.5</td> <td>18</td> <td>22.5</td> </tr> <tr> <td>MM 660</td> <td>622</td> <td>1092</td> <td>495</td> <td>457</td> <td>470-572</td> <td>457</td> <td>572</td> </tr> </tbody> </table> <p>RTA 8  1 per carton </p>	OVERALL DIMENSIONS			SEAT DIMENSIONS			BACK DIMENSIONS		W	D	H	W	D	H	W	H	IN 26	24.5	43	19.5	18	18.5-22.5	18	22.5	MM 660	622	1092	495	457	470-572	457	572
	OVERALL DIMENSIONS			SEAT DIMENSIONS			BACK DIMENSIONS																											
W	D	H	W	D	H	W	H																											
IN 26	24.5	43	19.5	18	18.5-22.5	18	22.5																											
MM 660	622	1092	495	457	470-572	457	572																											
 <p>Adjustable Headrest w/Coat Hanger Unit weight: 2.2 LB 1 KG Carton weight: 3.7 LB 1.68 KG Carton volume: 0.7 FT³ 0.01 MT³</p>	<p>OTG11352</p> <p>Easily attaches to chairs OTG11351AB or OTG11351AG.</p> <p>Black polyester fabric only</p>	<p>83</p> <table border="1"> <thead> <tr> <th colspan="3">OVERALL DIMENSIONS</th> <th colspan="3">SEAT DIMENSIONS</th> <th colspan="2">BACK DIMENSIONS</th> </tr> <tr> <th>W</th> <th>D</th> <th>H</th> <th>W</th> <th>D</th> <th>H</th> <th>W</th> <th>H</th> </tr> </thead> <tbody> <tr> <td>IN 16.5</td> <td>7.5</td> <td>9.25</td> <td>-</td> <td>-</td> <td>-</td> <td>-</td> <td>-</td> </tr> <tr> <td>MM 419</td> <td>191</td> <td>235</td> <td>-</td> <td>-</td> <td>-</td> <td>-</td> <td>-</td> </tr> </tbody> </table> <p>RTA 8  1 per carton </p>	OVERALL DIMENSIONS			SEAT DIMENSIONS			BACK DIMENSIONS		W	D	H	W	D	H	W	H	IN 16.5	7.5	9.25	-	-	-	-	-	MM 419	191	235	-	-	-	-	-
OVERALL DIMENSIONS			SEAT DIMENSIONS			BACK DIMENSIONS																												
W	D	H	W	D	H	W	H																											
IN 16.5	7.5	9.25	-	-	-	-	-																											
MM 419	191	235	-	-	-	-	-																											

Ionic Benching

Lite-Lift II

Newland series

OTG Panels

Pashley

Desks & Tables

Ionic benching	106
Lift-Lift II tables	113
Newland	79
Newland privacy panels	102
Newland quick assembly height adjustable tables	104
OTG panels	110
Pashley	112



GENERAL INFORMATION

- Newland combines classic design, quality and value.
- A modular thermally fused laminate desking line that is sure to become your go-to for quick, functional and practical workplace solutions.
- Newland supports a wide range of workspace applications, including private offices, open plan, meeting and training spaces that will stand the test of time.
- Easy to plan with.
- Ease of assembly built into design with metal-to-metal connectors.
- Thermally fused laminate surfaces with 2mm thick edgeband.
- 10 finishes to choose from.
- 1" thick worksurfaces.
- All drawers are equipped with ball bearing over-travel slides.
- File drawers accommodate letter or legal size filing.
- Silver finish handles and locks.
- Grommets are standard on select models as reflected in the price list lineart.
- Wire access standard on hutches.
- Canadian made and backed by Global's Lifetime Warranty.
- GREENGUARD certified.

GENERAL CONSTRUCTION

- All components are made from 45 lb. density particle board covered with thermally fused laminate on both sides.
- Interlocking cam lock connectors.
- Leveling glides are standard on all floor units.
- Locks are standard on pedestals, storage cabinets and lateral files, and have removable cores.
- Key locks are random and cannot be specified.
- All file drawers and box drawers have ball bearing over-travel slides to provide full access to drawer interiors.
- Top box drawers include one pencil tray.

LAMINATE FINISHES

ACJ	Absolute Acajou
ASN	Asian Night
DES	Dark Espresso
DWT	Designer White
NBL	Noce Biondo
NGL	Noce Grigio
NEL	Noce Leggero
NML	Noce Medio
WHC	White Chocolate
WCR	Winter Cherry

FINISHES - METAL LEGS

- Available in the following Sandtex finishes:

TBL	Black
TDW	Designer White
TTU	Tungsten

TACKBOARD COLORS

- Tackboards are available to fit 66" and 72" wide hutches.
- Lola fabric is standard and is available in the following colors:

Blue Mist (LL14)	Medium Taupe (LL11)
Caramel Cream (LL12)	Sandstone (LL38)
Cinder (LL37)	Spray (LL35)
Granite (LL36)	

TABLE DESK/RETURNS WITH 2" SQUARE METAL H-LEGS

- Rectangular table desks include two 28.5" high H-legs.
- Nominal 30"D table desks are 29.7"D actual.
- Returns include one 28.5" high H-leg.
- H-legs are available in Black (**TBL**), Designer White (**TDW**) or Tungsten (**TTU**).
- Returns are non-handed and can be used for left or right hand applications.
- All table desks include 4"H underside stability panel for structural integrity, recessed from approach side: 5.1" for 24"D table desks, and 5.3" for for 30"D table desks. Stability panel is interchangeable with table desk modesty ordered separately.
- 24"D table desks will not accommodate NLMP232BBF or NL23BBF pedestals; use NLMP23BF with 24"D table desks.
- Underside clearance for keyboard mechanisms:
23.4" - per 30"D table desks
17.9" - per 24"D table desks

RETURNS WITH LAMINATE GABLES

- All gables are reversible for left or right hand applications.
- Full modesty panels are standard.

HUTCHES

- Hutches are available in 36", 66" and 72" widths. All hutches are 15" deep.
- Hutches are shipped ready to assemble.
- 66" and 72" hutches have a 20" height clearance between the worksurface and the underside of the hutch shelf.
- 36" hutch comes with two shelves. The lower shelf is height adjustable.
- Laminate door kits are available for the 36", 66" and 72" wide hutches. Laminate doors are 11/16" thick.
- Doors for 72" and 66" hutches come in a package of two doors, and accommodate either the left side or right side of the hutch. For full closure, two door kits are required, for a total of four doors.
- Hutches can be mounted onto credenza units without mechanical fasteners. Two-sided tape is provided to secure hutch to the surface it is sitting on.
- Hutches come standard with one grommet and a full-length 1" wire access strip for cable management.

STORAGE UNITS (FREESTANDING VS. UNDER WORKSURFACE)

- One set of front-to-back file bars included per file drawer.
- All 24" deep lateral files come with interlock mechanisms. All 24"D lateral files and storage units come standard with tops and are designed to be freestanding.
- All 23" deep lateral files and storage units are designed for use underneath worksurfaces and are not intended to be used as freestanding pieces.
- All mobile pedestals include counterweight.

MODESTY PANELS

- Modesty panels are available as an add-on component for table desks with H-leg. Modesty panels are recessed 5.1" for 24"D table desks, and 5.3" for for 30"D table desks; 12" high with 16.6" clearance from the floor. Please see individual models for specific codes.
- Full modesty panels are standard on bow front desks, rectangular desks, credenzas, returns with laminate gable and bridges.
- Modesty panel is recessed for knee space on front:
Bow front desk - 6.5" recess on ends, 12.5" at center
30" deep desk - 5.6" recess
36" deep desk - 6.5" recess
- "D" islands and rectangular islands with square post include 12" high modesty with 16.6" clearance from the floor. Please see individual models for specific codes.
- Modesty panel is flush (no recess) for credenzas, returns and bridges.

WORKSURFACES WITH 2" SQUARE POST LEGS

- "D" and Rectangular Islands are standard with a single post leg, end gable and 12" high modesty panel.
- Post legs are 2" square and are available in Black (**TBL**), Designer White (**TDW**) or Tungsten (**TTU**).
- Worksurface tops are predrilled with threaded steel inserts to connect legs with Truss head screws.

HANDLES

- Handles are standard on all storage cabinets and pedestals.
- Silver rectangular handle is standard.
- Handles available separately for use with Zira series; can be field exchanged with any standard Zira handle.

LOCKS

- Key numbers range from #401-440. Locks are randomly installed at the factory. Key alike or preferred number assignment are not available.

GROMMETS

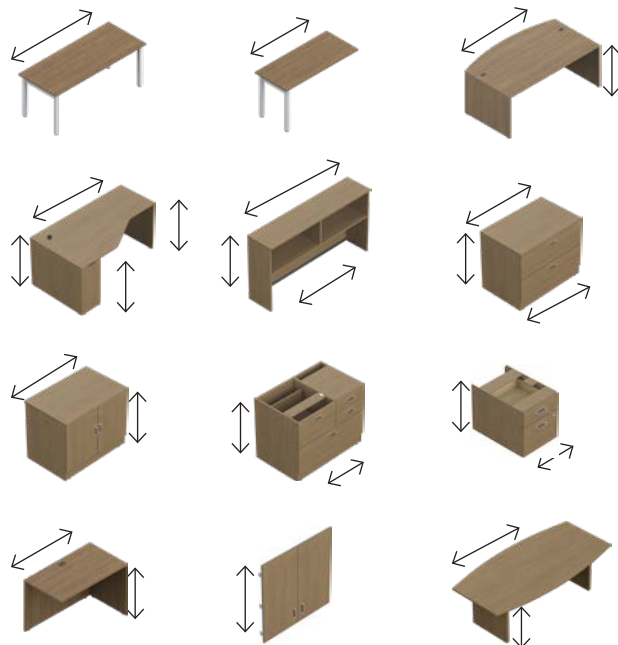
- Grommets are standard where shown in this price list lineart. For location and number of grommets, see price list specifications on individual components.
- Grommet locations are predetermined and cannot be specified.
- Grommets may be removed upon request. Please specify (**RSG**) for no grommet option. **Add \$53**. The no grommet option requires an extended lead time.

POWER BLOCK OPTIONS

- Refer to page 119 for power and data for options to deliver desktop power and/or USB charging ports

LAMINATES WITH WOODGRAIN

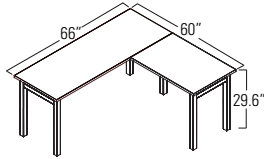
- Typical woodgrain direction



ASSEMBLY

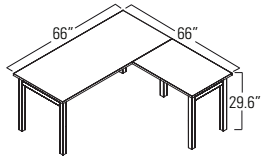
- Pedestals, lateral files and storage cabinets are shipped fully assembled.
- All other components require some assembly, metal-to-metal fasteners where applicable.

NLP223: "L" Shape Suite*



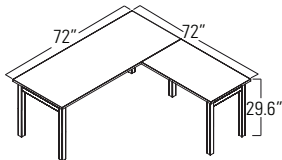
Package Contents	Model Number	Quantity	List Price	Package Price
Table Desk	NL6624DHL	1	\$755	\$1147
Return	NL3624RHL	1	\$392	

NLP222: "L" Shape Suite*



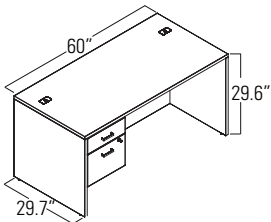
Package Contents	Model Number	Quantity	List Price	Package Price
Table Desk	NL6630DHL	1	\$780	\$1172
Return	NL3624RHL	1	\$392	

NLP224: "L" Shape Suite*



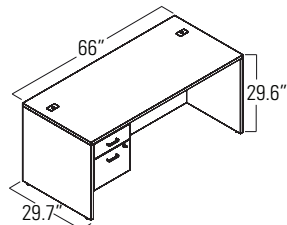
Package Contents	Model Number	Quantity	List Price	Package Price
Table Desk	NL7230DHL	1	\$798	\$1200
Return	NL4224RHL	1	\$402	

NLP111: 60" x 30" Single Pedestal Desk*



Package Contents	Model Number	Quantity	List Price	Package Price
Rectangular Desk	NL6030D	1	\$686	\$1203
Hanging Box/File Pedestal	NL23HBF	1	\$517	

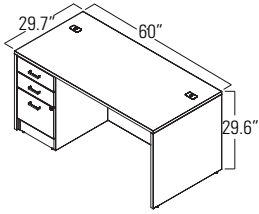
NLP516: 66" x 30" Single Pedestal Desk*



Package Contents	Model Number	Quantity	List Price	Package Price
Rectangular Desk	NL6630D	1	\$703	\$1220
Hanging Box/File Pedestal	NL23HBF	1	\$517	

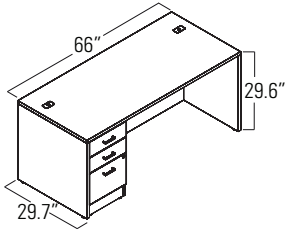
* Can be assembled for left or right hand applications

NLP232: 60" x 30" Single Pedestal Desk*



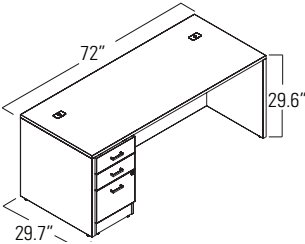
Package Contents	Model Number	Quantity	List Price	Package Price
Rectangular Desk	NL6030D	1	\$686	\$1414
Box/Box/File Pedestal	NL23BBF	1	\$728	

NLP517: 66" x 30" Single Pedestal Desk*



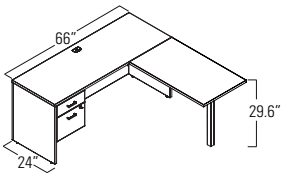
Package Contents	Model Number	Quantity	List Price	Package Price
Rectangular Desk	NL6630D	1	\$703	\$1431
Box/Box/File Pedestal	NL23BBF	1	\$728	

NLP418: 72" x 30" Single Pedestal Desk*



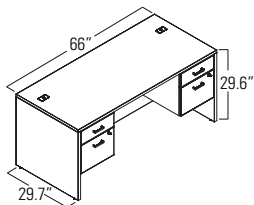
Package Contents	Model Number	Quantity	List Price	Package Price
Rectangular Desk	NL7230D	1	\$739	\$1467
Box/Box/File Pedestal	NL23BBF	1	\$728	

NLP113: "L" Shape 66" x 66"*



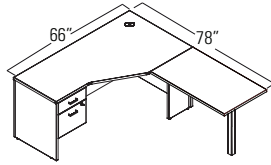
Package Contents	Model Number	Quantity	List Price	Package Price
Credenza - Rectangular	NL6624C	1	\$654	\$1522
Rectangular Island w/Square Post	NL4224RIS	1	\$351	
Hanging Box/File Pedestal	NL23HBF	1	\$517	

NLP110: 66" x 30" Double Pedestal Desk



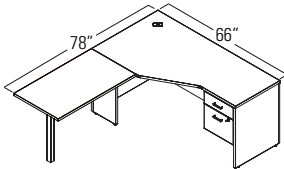
Package Contents	Model Number	Quantity	List Price	Package Price
Rectangular Desk	NL6630D	1	\$703	\$1737
Hanging Box/File Pedestal	NL23HBF	2	\$517	

NLP115R: "L" Shape 66" x 78"



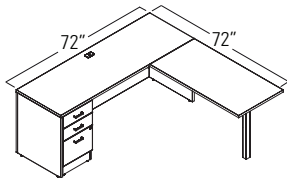
Package Contents	Model Number	Quantity	List Price	Package Price
Extended Corner Credenza - RIGHT	NL6636CER	1	\$886	\$1754
Rectangular Island w/Square Post	NL4224RIS	1	\$351	
Hanging Box/File Pedestal	NL23HBF	1	\$517	

NLP115L: "L" Shape 78" x 66"



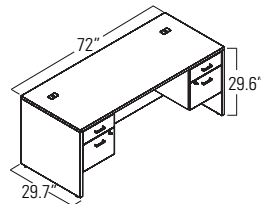
Package Contents	Model Number	Quantity	List Price	Package Price
Extended Corner Credenza - LEFT	NL6636CEL	1	\$886	\$1754
Rectangular Island w/Square Post	NL4224RIS	1	\$351	
Hanging Box/File Pedestal	NL23HBF	1	\$517	

*NLP114 - "L" Shape 72" x 72"**



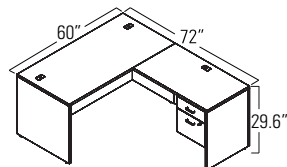
Package Contents	Model Number	Quantity	List Price	Package Price
Credenza - Rectangular	NL7224C	1	\$672	\$1768
Rectangular Island w/Square Post	NL4824RIS	1	\$368	
Box/Box/File Pedestal	NL23BBF	1	\$728	

NLP518: 72" x 30" Double Pedestal Desk



Package Contents	Model Number	Quantity	List Price	Package Price
Rectangular Desk	NL7230D	1	\$739	\$1773
Hanging Box/File Pedestal	NL23HBF	2	\$517	

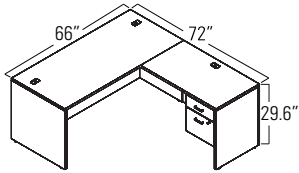
*NLP524: "L" Shape Desk**



Package Contents	Model Number	Quantity	List Price	Package Price
Rectangular Desk	NL6030D	1	\$686	\$1783
Return	NL4224R	1	\$580	
Hanging Box/File Pedestal	NL23HBF	1	\$517	

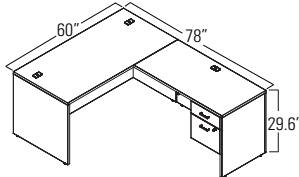
* Can be assembled for left or right hand applications

NLP520: "L" Shape Desk*



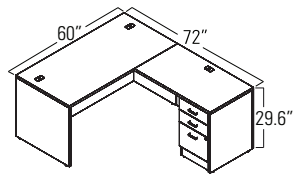
Package Contents	Model Number	Quantity	List Price	Package Price
Rectangular Desk	NL6630D	1	\$703	\$1800
Return	NL4224R	1	\$580	
Hanging Box/File Pedestal	NL23HBF	1	\$517	

NLP107: "L" Shape Desk*



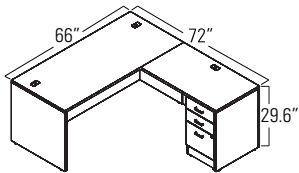
Package Contents	Model Number	Quantity	List Price	Package Price
Rectangular Desk	NL6030D	1	\$686	\$1819
Return	NL4824R	1	\$616	
Hanging Box/File Pedestal	NL23HBF	1	\$517	

NLP525: "L" Shape Desk*



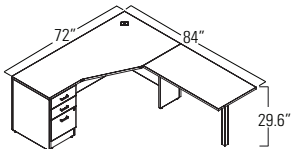
Package Contents	Model Number	Quantity	List Price	Package Price
Rectangular Desk	NL6030D	1	\$686	\$1994
Return	NL4224R	1	\$580	
Box/Box/File Pedestal	NL23BBF	1	\$728	

NLP521: "L" Shape Desk*



Package Contents	Model Number	Quantity	List Price	Package Price
Rectangular Desk	NL6630D	1	\$703	\$2011
Return	NL4224R	1	\$580	
Box/Box/File Pedestal	NL23BBF	1	\$728	

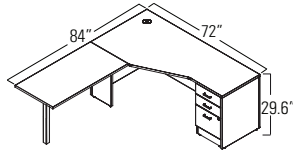
NLP116R - "L" Shape 72" x 84"



Package Contents	Model Number	Quantity	List Price	Package Price
Extended Corner Credenza - RIGHT	NL7236CER	1	\$939	\$2035
Rectangular Island w/Square Post	NL4824RIS	1	\$368	
Box/Box/File Pedestal	NL23BBF	1	\$728	

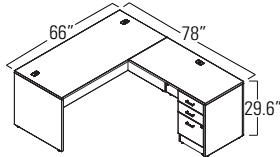
* Can be assembled for left or right hand applications

NLP116L: "L" Shape 84" x 72"



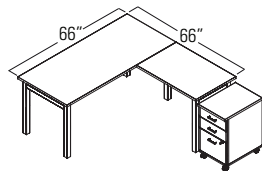
Package Contents	Model Number	Quantity	List Price	Package Price
Extended Corner Credenza - LEFT	NL7236CEL	1	\$939	\$2035
Rectangular Island w/Square Post	NL4824RIS	1	\$368	
Box/Box/File Pedestal	NL23BBF	1	\$728	

NLP108: "L" Shape Desk*



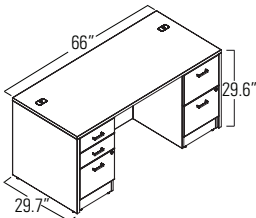
Package Contents	Model Number	Quantity	List Price	Package Price
Rectangular Desk	NL6630D	1	\$703	\$2047
Return	NL4824R	1	\$616	
Box/Box/File Pedestal	NL23BBF	1	\$728	

NLP315: "L" Shape Desk 66" x 66"



Package Contents	Model Number	Quantity	List Price	Package Price
Table Desk	NL6630DHL	1	\$780	\$2097
Return	NL3624RHL	1	\$392	
Mobile Box/Box/File Pedestal	NLMP23BBF	1	\$925	

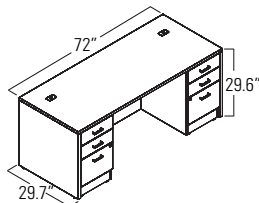
NLP109 - 66" x 30" Double Pedestal Desk



Package Contents	Model Number	Quantity	List Price	Package Price
Rectangular Desk	NL6630D	1	\$703	\$2194
Box/Box/File Pedestal	NL23BBF	1	\$728	
File/File Pedestal	NL23FF	1	\$763	

Box/box/file and file/file pedestal positions are reversible

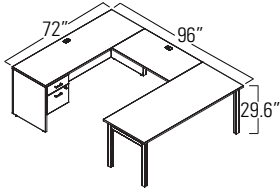
NLP519: 72" x 30" Double Pedestal Desk*



Package Contents	Model Number	Quantity	List Price	Package Price
Rectangular Desk	NL7230D	1	\$739	\$2195
Box/Box/File Pedestal	NL23BBF	2	\$728	

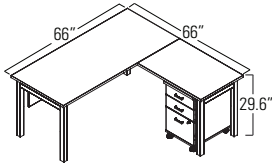
* Can be assembled for left or right hand applications

NLP228: "U" Shaped Suite*



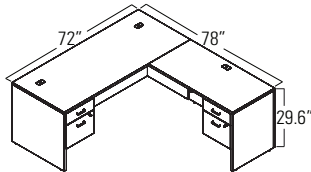
Package Contents	Model Number	Quantity	List Price	Package Price
Table Desk	NL7230DHL	1	\$798	\$2251
Bridge Top	NL4224B	1	\$264	
Credenza - Rectangular	NL7224C	1	\$672	
Hanging Box/File Pedestal	NL23HBF	1	\$517	

NLP231: "L" Shape Suite*



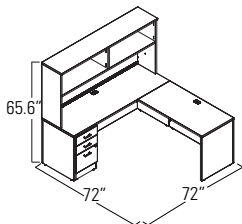
Package Contents	Model Number	Quantity	List Price	Package Price
Table Desk	NL6630DHL	1	\$780	\$2343
Return	NL3624RHL	1	\$392	
Box/Box/File Mobile Pedestal	NLMP23BBF	1	\$925	
Modesty Panel for Table Desk	NL6612MPT	1	\$246	

NLP522: "L" Shape Desk*



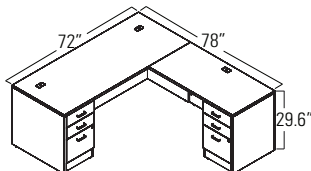
Package Contents	Model Number	Quantity	List Price	Package Price
Rectangular Desk	NL7230D	1	\$739	\$2389
Return	NL4824R	1	\$616	
Hanging Box/File Pedestal	NL23HBF	2	\$517	

NLP424: Supervisor Suite w/Rectangular Credenza*



Package Contents	Model Number	Quantity	List Price	Package Price
Return	NL4824R	1	\$616	\$2779
Credenza - Rectangular	NL7224C	1	\$672	
Box/Box/File Pedestal	NL23BBF	1	\$728	
Hutch - 72"	NL71HO	1	\$763	

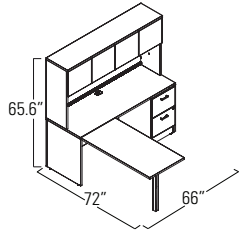
NLP523: "L" Shape Desk*



Package Contents	Model Number	Quantity	List Price	Package Price
Rectangular Desk	NL7230D	1	\$739	\$2811
Return	NL4824R	1	\$616	
Box/Box/File Pedestal	NL23BBF	2	\$728	

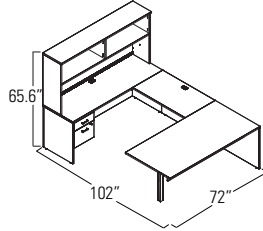
* Can be assembled for left or right hand applications

*NLP724: Management "L" Suite**



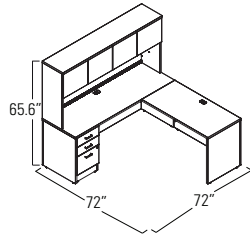
Package Contents	Model Number	Quantity	List Price	Package Price
Rectangular Island w/Square Post	NL4824RIS	1	\$368	\$2858
Credenza - Rectangular	NL6624C	1	\$654	
Laminate Doors - set of 2	NL32DRL	2	\$176	
Hutch - 66"	NL65HO	1	\$721	
File/File Pedestal	NL23FF	1	\$763	

*NLP321: "U" Shaped Suite**



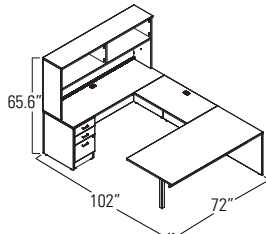
Package Contents	Model Number	Quantity	List Price	Package Price
Rectangular Island w/Square Post	NL7236RMS	1	\$657	\$2996
Bridge	NL4224FB	1	\$387	
Credenza - Rectangular	NL7224C	1	\$672	
Hutch - 72"	NL71HO	1	\$763	
Hanging Box/File Pedestal	NL23HBF	1	\$517	

*NLP106: "L" Shaped Suite 72" x 72"**



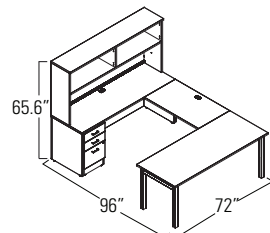
Package Contents	Model Number	Quantity	List Price	Package Price
Return	NL4824R	1	\$616	\$3159
Credenza - Rectangular	NL7224C	1	\$672	
Laminate Doors - set of 2	NL35DRL	2	\$190	
Hutch - 72"	NL71HO	1	\$763	
Box/Box/File Pedestal	NL23BBF	1	\$728	

*NLP221: Management Suite - Rectangular Island**



Package Contents	Model Number	Quantity	List Price	Package Price
Rectangular Island w/Square Post	NL7236RMS	1	\$657	\$3207
Bridge	NL4224FB	1	\$387	
Credenza - Rectangular	NL7224C	1	\$672	
Hutch - 72"	NL71HO	1	\$763	
Box/Box/File Pedestal	NL23BBF	1	\$728	

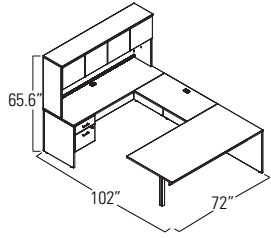
*NLP624: "U" Shaped Suite**



Package Contents	Model Number	Quantity	List Price	Package Price
Table Desk	NL7230DHL	1	\$798	\$3225
Bridge Top	NL4224B	1	\$264	
Credenza - Rectangular	NL7224C	1	\$672	
Hutch - 72"	NL71HO	1	\$763	
Box/Box/File Pedestal	NL23BBF	1	\$728	

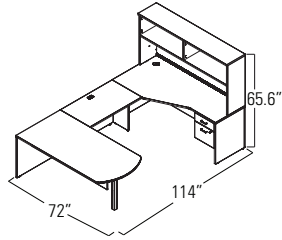
* Can be assembled for left or right hand applications

NLP124: Management "U" Shaped Suite



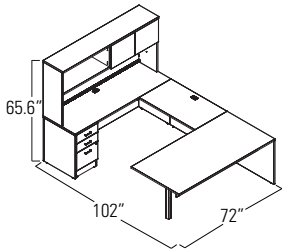
Package Contents	Model Number	Quantity	List Price	Package Price
Rectangular Island w/Square Post	NL7236RMS	1	\$657	\$3376
Bridge	NL4224FB	1	\$387	
Credenza - Rectangular	NL7224C	1	\$672	
Hutch - 72"	NL71HO	1	\$763	
Laminate Doors	NL35DRL	2	\$190	
Hanging Box/File Pedestal	NL23HBF	1	\$517	

NLP202R: Management Suite - "D" Island w/Left Extended Credenza



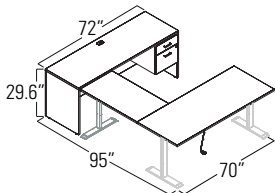
Package Contents	Model Number	Quantity	List Price	Package Price
"D" Island w/Square Post	NL7236DMS	1	\$790	\$3396
Extended Corner Credenza - LEFT	NL7236CEL	1	\$939	
Hutch - 72"	NL71HO	1	\$763	
Bridge	NL4224FB	1	\$387	
Hanging Box/File Pedestal	NL23HBF	1	\$517	

NLP324: "U" Shaped Suite*



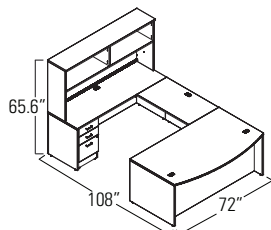
Package Contents	Model Number	Quantity	List Price	Package Price
Rectangular Island w/Square Post	NL7236RMS	1	\$657	\$3397
Bridge	NL4224FB	1	\$387	
Credenza - Rectangular	NL7224C	1	\$672	
Hutch - 72"	NL71HO	1	\$763	
Laminate Doors	NL35DRL	1	\$190	
Box/Box/File Pedestal	NL23BBF	1	\$728	

NLP411: "U" Shaped Desk - 3-Stage Height Adjustable Table*



Package Contents	Model Number	Quantity	List Price	Package Price
Rectangular Top	NL7029HAT	1	\$334	\$3454
3-Stage Height Adjustable Base	MLIR30B	1	\$1049	
Return Top	NL4123RHT	1	\$236	
3-Stage Height Adjustable Return Base	MLIR30R	1	\$646	
Credenza - Rectangular	NL7224C	1	\$672	
Hanging Box/File Pedestal	NL23HBF	1	\$517	

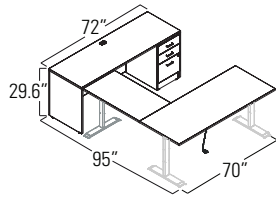
NLP205: Management Suite - Bow Front Desk w/Rectangular Credenza*



Package Contents	Model Number	Quantity	List Price	Package Price
Bow Desk	NL7242BD	1	\$1002	\$3552
Credenza - Rectangular	NL7224C	1	\$672	
Hutch - 72"	NL71HO	1	\$763	
Bridge	NL4224FB	1	\$387	
Box/Box/File Pedestal	NL23BBF	1	\$728	

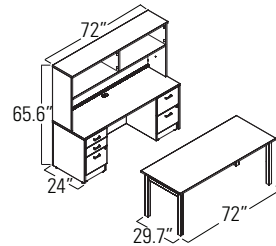
* Can be assembled for left or right hand applications

*NLP412: "U" Shaped Desk - 3-Stage Height Adjustable Table**



Package Contents	Model Number	Quantity	List Price	Package Price
Rectangular Top	NL7029HAT	1	\$334	\$3665
3-Stage Height Adjustable Base	MLIR30B	1	\$1049	
Return Top	NL4123RHT	1	\$236	
3-Stage Height Adjustable Return Base	MLIR30R	1	\$646	
Credenza - Rectangular	NL7224C	1	\$672	
Box/Box/File Pedestal	NL23BBF	1	\$728	

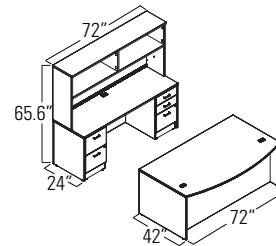
NLP230: Office Suite



Package Contents	Model Number	Quantity	List Price	Package Price
Table Desk	NL7230DHL	1	\$798	\$3724
Credenza - Rectangular	NL7224C	1	\$672	
Hutch - 72"	NL71HO	1	\$763	
Box/Box/File Pedestal	NL23BBF	1	\$728	
File/File Pedestal	NL23FF	1	\$763	

Box/box/file and file/file pedestal positions are reversible

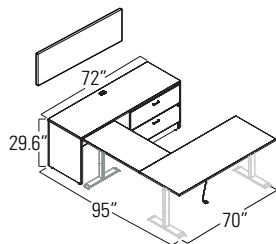
NLP201: Management Suite - Bow Front Desk



Package Contents	Model Number	Quantity	List Price	Package Price
Bow Desk	NL7242BD	1	\$1002	\$3928
Credenza - Rectangular	NL7224C	1	\$672	
File/File Pedestal	NL23FF	1	\$763	
Hutch - 72"	NL71HO	1	\$763	
Box/Box/File Pedestal	NL23BBF	1	\$728	

Box/box/file and file/file pedestal positions are reversible

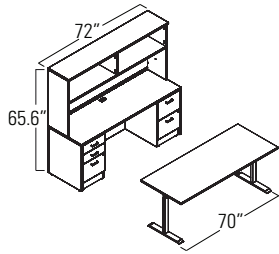
*NLP416: "U" Shaped Desk - 3-Stage Height Adjustable Table**



Package Contents	Model Number	Quantity	List Price	Package Price
Rectangular Top	NL7029HAT	1	\$334	\$4055
3-Stage Height Adjustable Base	MLIR30B	1	\$1049	
Return Top	NL4123RHT	1	\$236	
3-Stage Height Adjustable Return Base	MLIR30R	1	\$646	
Credenza - Rectangular	NL7224C	1	\$672	
Lateral File - No Top	NL3623LF	1	\$907	
Tackboard	ML71TB	1	\$211	

* Can be assembled for left or right hand applications

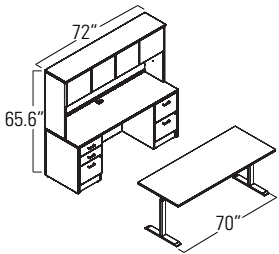
NLP243: Management Suite - 3-Stage Height Adjustable Table



Package Contents	Model Number	Quantity	List Price	Package Price
Rectangular Top	NL7029HAT	1	\$334	\$4309
3-Stage Height Adjustable Base	MLIR30B	1	\$1049	
Credenza - Rectangular	NL7224C	1	\$672	
Hutch - 72"	NL71HO	1	\$763	
Box/Box/File Pedestal	NL23BBF	1	\$728	
File/File Pedestal	NL23FF	1	\$763	

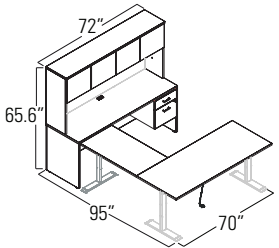
Box/box/file and file/file pedestal positions are reversible

NLP244: Management Suite - 3-Stage Height Adjustable Table



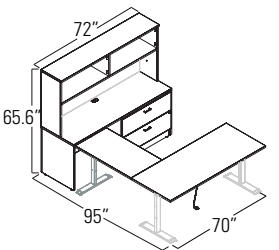
Package Contents	Model Number	Quantity	List Price	Package Price
Rectangular Top	NL7029HAT	1	\$334	\$4689
3-Stage Height Adjustable Base	MLIR30B	1	\$1049	
Credenza - Rectangular	NL7224C	1	\$672	
Hutch - 72"	NL71HO	1	\$763	
Laminate Doors	NL35DRL	2	\$190	
Box/Box/File Pedestal	NL23BBF	1	\$728	
File/File Pedestal	NL23FF	1	\$763	

NLP410: Management "U" Shaped Suite - 3-Stage Height Adjustable Table*



Package Contents	Model Number	Quantity	List Price	Package Price
Rectangular Top	NL7029HAT	1	\$334	\$4808
3-Stage Height Adjustable Base	MLIR30B	1	\$1049	
Return Top	NL4123RHT	1	\$236	
3-Stage Height Adjustable Return Base	MLIR30R	1	\$646	
Credenza - Rectangular	NL7224C	1	\$672	
Hutch - 72"	NL71HO	1	\$763	
Laminate Doors	NL35DRL	2	\$190	
Hanging Box/File Pedestal	NL23HBF	1	\$517	
Tackboard	ML71TB	1	\$211	

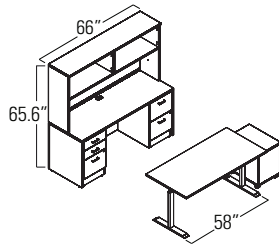
NLP417: Management "U" Shaped Suite - 3-Stage Height Adjustable Table*



Package Contents	Model Number	Quantity	List Price	Package Price
Rectangular Top	NL7029HAT	1	\$334	\$4818
3-Stage Height Adjustable Base	MLIR30B	1	\$1049	
Return Top	NL4123RHT	1	\$236	
3-Stage Height Adjustable Return Base	MLIR30R	1	\$646	
Credenza - Rectangular	NL7224C	1	\$672	
Hutch - 72"	NL71HO	1	\$763	
Lateral file, no top	NL3623LF	1	\$907	
Tackboard	ML71TB	1	\$211	

* Can be assembled for left or right hand applications

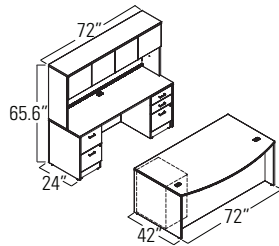
NLP246: Management Suite - 3-Stage Height Adjustable Table



Package Contents	Model Number	Quantity	List Price	Package Price
Rectangular Top	NL5829HAT	1	\$306	\$4995
3-Stage Height Adjustable Base	MLIR30B	1	\$1049	
Credenza - Rectangular	NL6624C	1	\$654	
Hutch - 66"	NL65HO	1	\$721	
Box/Box/File Pedestal	NL23BBF	1	\$728	
File/File Pedestal	NL23FF	1	\$763	
Mobile Box/File Pedestal	NLMP23BF	1	\$774	

Box/box/file and file/file pedestal positions are reversible

NLP202: Management Suite - Bow Front Desk



Package Contents	Model Number	Quantity	List Price	Package Price
Bow Desk	NL7242BD	1	\$1002	\$5036
Credenza - Rectangular	NL7224C	1	\$672	
File/File Pedestal	NL23FF	1	\$763	
Hutch - 72"	NL71HO	1	\$763	
Laminate Doors	NL35DRL	2	\$190	
Box/Box/File Pedestal	NL23BBF	2	\$728	

Box/box/file and file/file pedestal positions are reversible

TABLE DESKS & COMPONENTS MODEL # DIMENSIONS ^{IN}/_{MM} WEIGHT ^{LB}/_{KG} VOLUME ^{FT³}/_{MT³} LIST PRICE

W x D x H

24" deep

NL3624DHL	36 x 24 x 29.6 <i>914 x 610 x 752</i>	83 <i>37.65</i>	4.7 <i>0.13</i>	\$668
NL4824DHL	48 x 24 x 29.6 <i>1219 x 610 x 752</i>	92.5 <i>41.96</i>	5.1 <i>0.14</i>	\$703
NL5424DHL	54 x 24 x 29.6 <i>1372 x 610 x 752</i>	97.5 <i>44.23</i>	5.4 <i>0.15</i>	\$720
NL6024DHL	60 x 24 x 29.6 <i>1524 x 610 x 752</i>	102 <i>46.27</i>	5.6 <i>0.15</i>	\$738
NL6624DHL	66 x 24 x 29.6 <i>1676 x 610 x 752</i>	107.2 <i>48.63</i>	5.8 <i>0.16</i>	\$755
NL7224DHL	72 x 24 x 29.6 <i>1829 x 610 x 752</i>	112.5 <i>51.03</i>	6.1 <i>0.17</i>	\$773

30" deep nominal (29.7" deep actual)

NL6030DHL	60 x 29.7 x 29.6 <i>1524 x 754 x 752</i>	115 <i>52.16</i>	6 <i>0.16</i>	\$762
NL6630DHL	66 x 29.7 x 29.6 <i>1676 x 754 x 752</i>	121 <i>54.88</i>	6.2 <i>0.17</i>	\$780
NL7230DHL	72 x 29.7 x 29.6 <i>1829 x 754 x 752</i>	126.5 <i>57.38</i>	6.5 <i>0.18</i>	\$798

Freestanding rectangular desk with two H-legs and 4"H stability panel. Stability panel is recessed from approach side: 5.1" on 24"D table desks, and 5.3" on 30"D table desks; can be interchanged for laminate table desk modesty panel, ordered separately. Shipped easy to assemble in 2 cartons.



Table Desk

NL3024RHL	30 x 24 x 29.6 <i>762 x 610 x 752</i>	54.2 <i>24.58</i>	4.4 <i>0.12</i>	\$381
NL3624RHL	36 x 24 x 29.6 <i>914 x 610 x 752</i>	58.5 <i>26.54</i>	4.7 <i>0.13</i>	\$392
NL4224RHL	42 x 24 x 29.6 <i>1067 x 610 x 752</i>	62.6 <i>28.39</i>	4.9 <i>0.13</i>	\$402
NL4824RHL	48 x 24 x 29.6 <i>1219 x 610 x 752</i>	66.8 <i>30.3</i>	5.1 <i>0.14</i>	\$413
NL5424RHL	54 x 24 x 29.6 <i>1372 x 610 x 752</i>	71 <i>32.21</i>	5.4 <i>0.15</i>	\$427

Returns are non-handed, connects flush to freestanding desk, table desk and credenza to either left or right hand side. One leg included. Connecting hardware included. Shipped easy to assemble in 2 cartons.



Return

NL3624B	36 x 24 x 1 <i>914 x 610 x 25</i>	28 <i>12.7</i>	1.6 <i>0.04</i>	\$246
NL4224B	42 x 24 x 1 <i>1067 x 610 x 25</i>	32 <i>14.51</i>	1.9 <i>0.05</i>	\$264
NL4824B	48 x 24 x 1 <i>1219 x 610 x 25</i>	36.5 <i>16.56</i>	2.1 <i>0.05</i>	\$288

Connects flush between two freestanding units with full end gables or H-legs. Shipped easy to assemble in 1 carton.



Bridge Top

NL24RHLEG	23 x 5 x 28.6 <i>584 x 127 x 726</i>	19 <i>8.62</i>	3.1 <i>0.08</i>	\$145
-----------	---	-------------------	--------------------	--------------

For use with up to 54" wide by 24" deep tops only. Additional support required to support spans greater than 54" wide. Shipped assembled in 1 carton.



H-Leg

TABLES DESK & COMPONENTS	MODEL #	DIMENSIONS ^{IN} _{MM}	WEIGHT ^{LB} _{KG}	VOLUME ^{FT³} _{MT³}	LIST PRICE
--------------------------	---------	---	---------------------------------------	---	------------



Modesty Panel for Table Desks

	W x D x H			
NL3612MPT	30 x 0.7 x 12 <i>762 x 18 x 305</i>	8 <i>3.63</i>	0.4 <i>0.01</i>	\$176
NL4812MPT	42 x 0.7 x 12 <i>1067 x 18 x 305</i>	11 <i>4.99</i>	0.5 <i>0.01</i>	\$193
NL5412MPT	48 x 0.7 x 12 <i>1219 x 18 x 305</i>	13 <i>5.9</i>	0.6 <i>0.01</i>	\$211
NL6012MPT	54 x 0.7 x 12 <i>1372 x 18 x 305</i>	15 <i>6.8</i>	0.7 <i>0.01</i>	\$229
NL6612MPT	60 x 0.7 x 12 <i>1524 x 18 x 305</i>	16 <i>7.26</i>	0.7 <i>0.01</i>	\$246
NL7212MPT	66 x 0.7 x 12 <i>1676 x 18 x 305</i>	18 <i>8.16</i>	0.8 <i>0.02</i>	\$264

NL3612MPT can be used with NL3624DHL.
 NL4812MPT can be used with NL4824DHL.
 NL5412MPT can be used with NL5424DHL.
 NL6012MPT can be used with NL6030DHL and NL6024DHL.
 NL6612MPT can be used with NL6630DHL and NL6624DHL.
 NL7212MPT can be used with NL7230DHL and NL7224DHL.
 To be secured to H-leg tabs with wood screws provided, pilot holes are pre-drilled.
 Shipped in 1 carton.

DESKS

	MODEL #	DIMENSIONS ^{IN} _{MM}	WEIGHT ^{LB} _{KG}	VOLUME ^{FT³} _{MT³}	LIST PRICE
--	---------	---	---------------------------------------	---	------------



Bow Desk

	MODEL #	DIMENSIONS ^{IN} _{MM}	WEIGHT ^{LB} _{KG}	VOLUME ^{FT³} _{MT³}	LIST PRICE
	NL7242BD	72 x 42 x 29.6 <i>1829 x 1067 x 752</i>	182 <i>82.55</i>	8.5 <i>0.24</i>	\$1002

Bow desk with two wire management grommets and a full modesty panel. Modesty panel is recessed 6.5" at both ends and 12.5" on center. Specify RSG to remove grommets, upcharge applies. Shipped easy to assemble in 1 carton.



Rectangular Desk

	NL6030D	60 x 29.7 x 29.6 <i>1524 x 754 x 752</i>	133 <i>60.33</i>	5.5 <i>0.15</i>	\$686
	NL6630D	66 x 29.7 x 29.6 <i>1676 x 754 x 752</i>	142 <i>64.41</i>	6 <i>0.16</i>	\$703
	NL7230D	72 x 29.7 x 29.6 <i>1829 x 754 x 752</i>	150 <i>68.04</i>	6.5 <i>0.18</i>	\$739
	NL7236D	72 x 36 x 29.6 <i>1829 x 914 x 752</i>	173 <i>78.47</i>	7.5 <i>0.21</i>	\$756

Rectangular desks with two wire management grommets and a full modesty panel.
30" deep - modesty panel recessed 5.6".
36" deep - modesty panel recessed 6.5".
Specify RSG to remove grommets, upcharge applies. Shipped easy to assemble in 1 carton.

HUTCHES



Hutch - 36"

	NL36HO	36 x 15 x 36 <i>914 x 381 x 914</i>	95 <i>43.09</i>	4 <i>0.11</i>	\$587
--	--------	--	--------------------	------------------	--------------

NL36HO has a fixed center shelf and an adjustable lower shelf. Predrilled to accept laminate door set (NL36PHLD), ordered separately. Shipped easy to assemble in 1 carton.



Hutch - 66" and 72"

	NL65HO	65.69 x 15 x 36 <i>1669 x 381 x 914</i>	133 <i>60.33</i>	6.75 <i>0.19</i>	\$721
	NL71HO	71.69 x 15 x 36 <i>1821 x 381 x 914</i>	143 <i>64.86</i>	7.5 <i>0.21</i>	\$763

NL71HO and NL65HO have fixed shelf dividers. Can be used on any straight worksurface. 20" of clearance between worksurface and bottom of hutch. Predrilled to accept one or two laminate door sets (NLxxDRL). Shipped easy to assemble in 1 carton.

HUTCH DOORS



Laminate Doors for 36" Hutch

	NL36PHLD	35 x 0.7 x 34.7 <i>889 x 18 x 881</i>	28 <i>12.7</i>	3 <i>0.08</i>	\$313
--	----------	--	-------------------	------------------	--------------


Set of two laminate doors that fit onto 36" wide hutch (NL36HO) only. Handles included. Non-locking. Shipped in 1 carton.




Laminate Doors

	NL32DRL	32.8 x 0.7 x 15 <i>833 x 18 x 381</i>	15 <i>6.8</i>	1.6 <i>0.04</i>	\$176
	NL35DRL	35.8 x 0.7 x 15 <i>909 x 18 x 381</i>	15 <i>6.8</i>	1.7 <i>0.04</i>	\$190


Set of two laminate doors for hutches; **two sets required** to fully enclose hutch storage area. Hinges included. Non-locking. Extends slightly beyond face of hutch for finger pull access, no handles. Shipped ready to assemble in 1 carton.
NL32DRL - Set of 2 doors for NL65HO.
NL35DRL - Set of 2 doors for NL71HO.

TACKBOARDS	MODEL #	DIMENSIONS ^{IN} _{MM}	WEIGHT ^{LB} _{KG}	VOLUME ^{FT³} _{MT³}	LIST PRICE
		W x D x H			
	ML65TB	63.5 x 1 x 15.5 <i>1613 x 25 x 394</i>	6.4 <i>2.9</i>	1.3 <i>0.03</i>	\$203
	ML71TB	70 x 1 x 15.75 <i>1778 x 25 x 400</i>	7 <i>3.18</i>	1.4 <i>0.03</i>	\$211


Fabric covered tackboard. Includes mounting screws. See page 79 for color options. Shipped in 1 carton.

CREDENZAS	MODEL #	DIMENSIONS ^{IN} _{MM}	WEIGHT ^{LB} _{KG}	VOLUME ^{FT³} _{MT³}	LIST PRICE
		W x D x H			
	NL6624C	66 x 24 x 29.6 <i>1676 x 610 x 752</i>	119 <i>53.98</i>	5.8 <i>0.16</i>	\$654
	NL7224C	72 x 24 x 29.6 <i>1829 x 610 x 752</i>	125 <i>56.7</i>	6.1 <i>0.17</i>	\$672


Rectangular credenza, wire management grommet as shown in top surface and in the modesty panel (hidden from view). Full height flush modesty panel. Accepts hanging pedestal, pedestal without top or 36"W low storage units without top. Shipped easy to assemble in 1 carton.

EXTENDED CORNER CREDENZAS	MODEL #	DIMENSIONS ^{IN} _{MM}	WEIGHT ^{LB} _{KG}	VOLUME ^{FT³} _{MT³}	LIST PRICE
		W x D x H			
	NL6636CEL	66 x 36 x 29.6 <i>1676 x 914 x 752</i>	148 <i>67.13</i>	7.1 <i>0.2</i>	\$886
	NL7236CEL	72 x 36 x 29.6 <i>1829 x 914 x 752</i>	155 <i>70.31</i>	7.1 <i>0.2</i>	\$939


Narrow and full gables. Narrow end gable can be connected to 24"D return or flush bridge. Full end panel cannot be connected. Corner wire management grommet as shown. Full height modesty panel. Accepts hanging pedestal or pedestal without top. Shipped easy to assemble in 1 carton.

		W x D x H			
	NL6636CER	66 x 36 x 29.6 <i>1676 x 914 x 752</i>	148 <i>67.13</i>	7.1 <i>0.2</i>	\$886
	NL7236CER	72 x 36 x 29.6 <i>1829 x 914 x 752</i>	155 <i>70.31</i>	7.1 <i>0.2</i>	\$939

Narrow and full gables. Narrow end gable can be connected to 24"D return or flush bridge. Full end panel cannot be connected. Corner wire management grommet as shown. Full height modesty panel. Accepts hanging pedestal or pedestal without top. Shipped easy to assemble in 1 carton.

ISLANDS WITH MODESTY	MODEL #	DIMENSIONS ^{IN} _{MM}	WEIGHT ^{LB} _{KG}	VOLUME ^{FT³} _{MT³}	LIST PRICE
		W x D x H			
	NL6630DMS	66 x 29.7 x 29.6 <i>1676 x 754 x 752</i>	129 <i>58.51</i>	6.2 <i>0.17</i>	\$748
	NL7236DMS	72 x 36 x 29.6 <i>1829 x 914 x 752</i>	132 <i>59.87</i>	7.1 <i>0.2</i>	\$790

2" square post leg and modesty panel with 16.6" clearance included. No grommet. Must be connected, not freestanding. Reversible for left or right hand orientation. Shipped easy to assemble in 2 cartons.

		W x D x H			
	NL6630RMS	66 x 29.7 x 29.6 <i>1676 x 754 x 752</i>	129 <i>58.51</i>	6.2 <i>0.17</i>	\$632
	NL7236RMS	72 x 36 x 29.6 <i>1829 x 914 x 752</i>	132 <i>59.87</i>	7.1 <i>0.2</i>	\$657

2" square post leg and modesty panel with 16.6" clearance included. No grommet. Must be connected, not freestanding. Reversible for left or right hand orientation. Shipped easy to assemble in 2 cartons.

ISLANDS WITHOUT MODESTY



Rectangular Island w/Square Post Leg

MODEL #	DIMENSIONS ^{IN} _{MM}	WEIGHT ^{LB} _{KG}	VOLUME ^{FT³} _{MT³}	LIST PRICE
NL4224RIS	42 x 24 x 29.6 <i>1067 x 610 x 752</i>	45 <i>20.41</i>	4.6 <i>0.13</i>	\$351
NL4824RIS	48 x 24 x 29.6 <i>1219 x 610 x 752</i>	49 <i>22.23</i>	4.6 <i>0.13</i>	\$368

24"D where surface connects. One 2" square post leg. Connecting hardware included. Optional modesty panel available. Reversible. Shipped easy to assemble in 2 cartons.

MODESTY PANELS



Modesty Panel for Island Surfaces

NL4212MP	32 x 0.7 x 12 <i>813 x 18 x 305</i>	11 <i>4.99</i>	0.5 <i>0.01</i>	\$193
NL4812MP	38 x 0.7 x 12 <i>965 x 18 x 305</i>	12 <i>5.44</i>	0.5 <i>0.01</i>	\$211

NL4212MP can be used with NL4224RIS. NL4812MP can be used with NL4824RIS. Shipped easy to assemble in 2 carton.

RETURNS



Return

NL3024R	30 x 24 x 29.6 <i>762 x 610 x 752</i>	61 <i>27.67</i>	3 <i>0.08</i>	\$510
NL3624R	36 x 24 x 29.6 <i>914 x 610 x 752</i>	68 <i>30.84</i>	2.7 <i>0.07</i>	\$545
NL4224R	42 x 24 x 29.6 <i>1067 x 610 x 752</i>	76 <i>34.47</i>	3.1 <i>0.08</i>	\$580
NL4824R	48 x 24 x 29.6 <i>1219 x 610 x 752</i>	84 <i>38.1</i>	3.4 <i>0.09</i>	\$616

For use with rectangular desks, credenzas and corner credenzas. Two wire management grommets; one as shown in the top surface, the other in the back panel below. Reversible for left or right hand orientation. Shipped easy to assemble in 1 carton.




BRIDGES






Bridge







NL3624FB	36 x 24 x 29.6 <i>914 x 610 x 752</i>	59 <i>26.76</i>	2.3 <i>0.06</i>	\$352
NL4224FB	42 x 24 x 29.6 <i>1067 x 610 x 752</i>	68 <i>30.84</i>	3.1 <i>0.08</i>	\$387
NL4824FB	48 x 24 x 29.6 <i>1219 x 610 x 752</i>	78 <i>35.38</i>	3.4 <i>0.09</i>	\$422

To create a "U" shape configuration by connecting two units with full end gables. Two wire management grommets; one as shown in the top surface, the other in the back panel below. Connecting hardware included. Shipped easy to assemble in 1 carton.

MOBILE PEDESTALS	MODEL #	DIMENSIONS ^{IN} _{MM}	WEIGHT ^{LB} _{KG}	VOLUME ^{FT³} _{MT³}	LIST PRICE
 <p>Box/File Mobile Pedestal</p>	NLMP23BF	16 x 22.7 x 22.1	74	6.5	\$774
		406 x 577 x 561	33.57	0.18	
<p>Mobile pedestal with one box and one file drawer. Front lock - both drawers locking. File drawer accommodates front-to-back letter size or side-to-side legal size hanging files. Pedestal top features 1" overhang with built-in grip for ease of mobility. Includes counterweight to prevent tipping. Pencil tray included. Front locking casters. Accepts cushion NLMP23, ordered separately. Shipped assembled in 1 carton.</p> <p>Limited Lifetime Warranty (5-year exceptions apply - see page 138).</p>					
 <p>Cushion for Box/File Mobile Pedestal</p>	NLMP23	16 x 23 x 2	9	0.8	\$153
<p>For use with NLMP23BF box/file mobile pedestal only. Available in all Global grade 1 seating textiles.</p>					
 <p>Box/Box/File Mobile Pedestal</p>	NLMP23BBF	16 x 22.7 x 28	93	8.25	\$925
		406 x 577 x 711	42.18	0.23	
<p>Mobile pedestal with two box drawers and one file drawer. Front lock - all drawers locking. File drawer accommodates front-to-back letter size or side-to-side legal size files. Pedestal top features 1" overhang with built-in grip for ease of mobility. Includes counterweight to prevent tipping. Front locking casters. Pencil tray included. Sits flush with user edge under 30"D table desks with or without modesty panel or 24"D returns without modesty panel. Does not sit flush under 24"D table desk. Shipped assembled in 1 carton.</p>					

PEDESTALS

 <p>Hanging Box/File Pedestal</p>	NL23HBF	16 x 23 x 18	54	5.25	\$517
		406 x 584 x 457	24.49	0.14	
<p>One box drawer and one file drawer. Front lock - both drawers locking. Non-handed, open back. Pencil tray included. For use with bow or rectangular desks, returns or credenzas with laminate side gables and full modesty panel. Top is open. File drawer accommodates front-to-back letter size or side-to-side legal size files. Shipped assembled in 1 carton.</p>					
 <p>Box/Box/File Pedestal</p>	NL23BBF	16 x 23.3 x 28.5	80	8.25	\$728
		406 x 592 x 724	36.29	0.23	
<p>Two box drawers and one file drawer. Front lock - all drawers locking. Pencil tray included. For use with bow or rectangular desks, returns or credenzas with laminate side gables. Can be moved to a left or right hand position. Top is open. File drawer accommodates front-to-back letter size or side-to-side legal size files. Shipped assembled in 1 carton.</p>					
 <p>File/File Pedestal</p>	NL23FF	16 x 23.3 x 28.5	78	8.25	\$763
		406 x 592 x 724	35.38	0.23	
<p>Two front locking file drawers. For use with bow or rectangular desks, returns or credenzas with laminate side gables. Can be moved to a left or right position. Top is open. File drawers accommodate front-to-back letter size or side-to-side legal size files. Shipped assembled in 1 carton.</p>					

STORAGE UNITS	MODEL #	DIMENSIONS ^{IN} _{MM}	WEIGHT ^{LB} _{KG}	VOLUME ^{FT³} _{MT³}	LIST PRICE
 <p>Lateral File - No Top</p>	NL3623LF	36 x 23.3 x 28.5 914 x 592 x 724	128 58.06	18.25 0.51	\$907
	<p>Open top, fits under 24"D worksurface, or within 24"D credenza or 42"/48"W x 24"D return. Two front locking file drawers. File bars included for front-to-back filing orientation. Shipped assembled in 1 carton.</p>				
 <p>Lateral File w/Top</p>	NL3624LFT	36 x 24 x 29.6 914 x 610 x 752	149 67.59	18.25 0.51	\$1118
	<p>24"D. Two front locking file drawers. File bars included for front-to-back filing orientation. Incorporates anti-tip feature - only one drawer can be opened at a time. Shipped assembled in 1 carton.</p>				
 <p>Storage Cabinet - No Top</p>	NL3623SC	36 x 23.3 x 28.5 914 x 592 x 724	116 52.62	18.25 0.51	\$605
	<p>Open top, fits under 24"D worksurface, or within 24"D credenza or 42"/48"W x 24"D return. Two front locking doors. One adjustable shelf. Shipped assembled in 1 carton.</p>				
 <p>Storage Cabinet w/Top</p>	NL3624SCT	36 x 24 x 29.6 914 x 610 x 752	136 61.69	18.25 0.51	\$809
	<p>24"D. Two front locking doors. One adjustable shelf. Shipped assembled in 1 carton.</p>				
 <p>Multi-Storage Unit - No Top</p>	NL3623MS	36 x 23.3 x 28.5 914 x 592 x 724	147 66.68	18.25 0.51	\$1097
	<p>Open top, fits under 24"D worksurface, or within 24"D credenza or 42"/48"W x 24"D return. One full width file drawer, one half width file drawer and two half width box drawers. All drawers lock. File bars included for front-to-back filing orientation. Incorporates anti-tip feature - only one drawer can be opened at a time. Shipped assembled in 1 carton.</p>				
 <p>Multi-Storage Unit w/Top</p>	NL3624MST	36 x 24 x 29.6 914 x 610 x 752	164 74.39	18.25 0.51	\$1273
	<p>24"D. One full width file drawer, one half width file drawer and two half width box drawers. All drawers lock. File bars included for front-to-back filing orientation. Incorporates anti-tip feature - only one drawer can be opened at a time. Shipped assembled in 1 carton.</p>				

BOOKCASES



Bookcase

MODEL #	DIMENSIONS ^{IN} _{MM}	WEIGHT ^{LB} _{KG}	VOLUME ^{FT³} _{MT³}	LIST PRICE
NL49BC	30 x 12 x 48.6	111	3.75	\$640
	762 x 305 x 1234	50.34	0.1	

48.6"H. Three adjustable 1" thick shelves. Four levelers. Shipped easy to assemble in 1 carton.




Bookcase

NL66BC	30 x 12 x 65.6	137	5.75	\$844
	762 x 305 x 1666	62.14	0.16	

65.6"H. One fixed shelf and three adjustable. 1" thick shelves. Four levelers. Shipped easy to assemble in 1 carton.

WARDROBES



Personal Wardrobe

NL6618WDL	18 x 24 x 65.6	147	20.75	\$932
	457 x 610 x 1666	66.68	0.58	
NL6618WDR	18 x 24 x 65.6	147	20.75	\$932
	457 x 610 x 1666	66.68	0.58	

65.6"H. Personal wardrobe hinged on the left (left hand) or right (right hand). Includes coat bar and one fixed shelf with 9" clearance between shelf and top of cabinet. Front locking door. Shipped assembled in 1 carton.

HANDLES



Handle

HANDLE NS	3.94 x 0.75 x 0.37	0.25	0.1	\$18
	100 x 19 x 9	0.11	-	

Square edge handle style. Silver finish For use on Newland or Zira series drawers or doors drilled for handles, field exchange required. This handle has a measurement of 96 mm center to center.

BOARDROOM AND MULTI-PURPOSE TABLES **MODEL #** **DIMENSIONS** **WEIGHT** **VOLUME** **LIST PRICE**



Boardroom Table - Round

	W x D x H			
NL42R	42 x - x 29	111	9	\$967
	1067 x - x 737	50.35	0.25	

One-piece round top. Laminate X base. 1" thick top. Shipped easy to assemble in 2 cartons.



Boardroom Table - Boat Shaped

NL96BT	96 x 48 x 29	306	12	\$1425
	2438 x 1219 x 737	138.8	0.33	

One-piece boat shape top. Two slab laminate bases. 1" thick top. Top tapers to 40"D at the ends. Shipped easy to assemble in 2 cartons.



Boardroom Table - Boat Shaped

NL120BT	120 x 48 x 29	426	15.3	\$1952
	3048 x 1219 x 737	193.23	0.43	
NL144BT	144 x 48 x 29	456	15.3	\$2128
	3658 x 1219 x 737	206.84	0.43	

Two-piece boat shape top. Three slab laminate bases. 1" thick top. Top tapers to 40"D at the end. Shipped easy to assemble in 2 cartons.

22" high

NL30RX22	30 x 30 x 22	40	11.5	\$496
	762 x 762 x 559	18.14	0.32	
NL36RX22	36 x 36 x 22	56	17	\$575
	914 x 914 x 559	25.4	0.48	

29" high

NL30RX	30 x 30 x 29	40	14.3	\$496
	762 x 762 x 737	18.14	0.4	
NL36RX	36 x 36 x 29	56	21	\$575
	914 x 914 x 737	25.4	0.59	
NL42RX	42 x 42 x 29	64	21.5	\$703
	1067 x 1067 x 737	29.03	0.6	

42" high

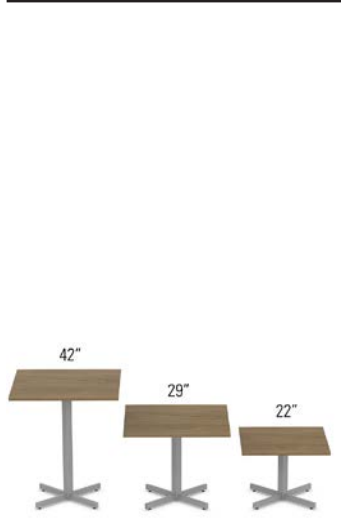
NL30RX42	30 x 30 x 42	40	20.6	\$518
	762 x 762 x 1067	18.14	0.58	
NL36RX42	36 x 36 x 42	56	30.4	\$625
	914 x 914 x 1067	25.4	0.86	



Round Table - X- Base

One piece round 1" thick thermally fused laminate top with painted steel X-base; (X-base column 2.5" square with 1" x 2" rectangular feet, leveling glides and end caps to complement painted finish included). Shipped easy to assemble in 2 cartons.

BOARDROOM AND MULTI-PURPOSE TABLES



Square Table - X- Base



Height Adjustable Personal Table

MODEL #	DIMENSIONS	WEIGHT	VOLUME	LIST PRICE
---------	------------	--------	--------	------------

W x D x H

22" high

NL30SX22	30 x 30 x 22 <i>762 x 762 x 559</i>	45 <i>20.41</i>	11.5 <i>0.32</i>	\$496
NL36SX22	36 x 36 x 22 <i>914 x 914 x 559</i>	64 <i>29.03</i>	17 <i>0.48</i>	\$575

29" high

NL30SX	30 x 30 x 29 <i>762 x 762 x 737</i>	45 <i>20.41</i>	14.3 <i>0.4</i>	\$496
NL36SX	36 x 36 x 29 <i>914 x 914 x 737</i>	64 <i>29.03</i>	21 <i>0.59</i>	\$575
NL42SX	42 x 42 x 29 <i>1067 x 1067 x 737</i>	78 <i>35.38</i>	21.5 <i>0.6</i>	\$703

42" high

NL30SX42	30 x 30 x 42 <i>762 x 762 x 1067</i>	45 <i>20.41</i>	20.6 <i>0.58</i>	\$518
NL36SX42	36 x 36 x 42 <i>914 x 914 x 1067</i>	64 <i>29.03</i>	30.4 <i>0.86</i>	\$625

One piece square 1" thick thermally fused laminate top with painted steel X-base; (X-base column 2.5" square with 1" x 2" rectangular feet, leveling glides and end caps to complement painted finish included). Shipped easy to assemble in 2 cartons.

NL2819PPT	27.5 x 19 x 28.3-43.8 <i>699 x 483 x 719-1113</i>	34.8 <i>15.79</i>	3.2 <i>0.09</i>	\$513
-----------	--	----------------------	--------------------	--------------

Pneumatic height adjustable personal table with locking casters. Range of adjustability with 1" thick thermally fused laminate top is 28.3" to 43.8"H. Weight capacity of 17.5 lbs. Tungsten base only. Square tube detailing complements the Newland series desking components. Shipped easy to assemble in 2 cartons.

TRAINING TABLES



Flip-Top Table

NL4824FT	48 x 24 x 29.5 <i>1219 x 610 x 749</i>	61.9 <i>28.08</i>	4.7 <i>0.13</i>	\$690
NL6024FT	60 x 24 x 29.5 <i>1524 x 610 x 749</i>	73.7 <i>33.43</i>	5.4 <i>0.15</i>	\$724
NL7224FT	72 x 24 x 29.5 <i>1829 x 610 x 749</i>	85.6 <i>38.83</i>	6 <i>0.16</i>	\$754

Flip-top table with 1" thick thermally fused laminate top with factory installed inserts to connect the leg assembly. Y-legs and integral modesty panel in Tungsten finish only. Locking casters. 5.25" nesting creep per table when flipped and stored. Shipped easy to assemble in 3 cartons.

PRIVACY PANELS

GENERAL INFORMATION

- Ideal for height adjustable or freestanding table desks.
- Install quickly and simply onto the front, back or side edge of a 1" or 1 1/16" thick worksurface.
- Upmount and undermount orientations available: fabric panels are specific to orientation; PET Felt panels can be mounted upwards or undermount.
- It is recommended to select a privacy panel 6" less in width than the surface it is being mounting on. The underside or top side of the surface mounting to should have a minimum 3" depth free and clear along the length of the surface for mounting.
- Finished height 13.25" with mounting brackets. 12.5" without mounting brackets.

FABRIC PRIVACY PANELS

- Frameless and non-tackable
- Available in the following fabrics:
Anchorage, Carrera, Fusion, Jenny, Urban and Waterfall

PET FELT PRIVACY SCREEN

- 9mm thick PET Felt, 100% PET polyester fibre.
- Tackable felt-like finish, in the following finishes:
MST Mist SFR Sunflower
PWT Pewter LAP Lapis
GPH Graphite RBY Ruby

PRIVACY PANEL CLAMPS

- Each clamp is a two-piece die-cast assembly in Silver finish and are affixed to the worksurface with three screws.
- Two brackets are included with 24" to 54" wide panels; three clamps with 60" and 66" wide panels.

PRIVACY PANEL AND SCREENS

- MLxxUMF privacy panels and MVLPET felt screens may be used as center dividers with Ionic benching kits - see page 106.
- Adapter brackets are required to center mount the panels/screens between dual sided table desk. For brackets, see page 109.

PRIVACY PANELS



Fabric Privacy Panel - Upmount

MODEL # DIMENSIONS ^{IN}/_{MM} WEIGHT ^{LB}/_{KG} VOLUME ^{FT³}/_{MT³} LIST PRICE

W x D x H

ML1324DMF	24 x 0.5 x 13.25 <i>610 x 13 x 337</i>	2.6 <i>1.18</i>	0.4 <i>0.01</i>	\$458
ML1330DMF	30 x 0.5 x 13.25 <i>762 x 13 x 337</i>	3 <i>1.36</i>	0.5 <i>0.01</i>	\$460
ML1336DMF	36 x 0.5 x 13.25 <i>914 x 13 x 337</i>	3.6 <i>1.63</i>	0.6 <i>0.01</i>	\$494
ML1342DMF	42 x 0.5 x 13.25 <i>1067 x 13 x 337</i>	4.2 <i>1.91</i>	0.7 <i>0.01</i>	\$529
ML1348DMF	48 x 0.5 x 13.25 <i>1219 x 13 x 337</i>	4.8 <i>2.18</i>	0.8 <i>0.02</i>	\$530
ML1354DMF	54 x 0.5 x 13.25 <i>1372 x 13 x 337</i>	5.4 <i>2.45</i>	0.9 <i>0.02</i>	\$565
ML1360DMF	60 x 0.5 x 13.25 <i>1524 x 13 x 337</i>	6 <i>2.72</i>	1 <i>0.02</i>	\$759
ML1366DMF	66 x 0.5 x 13.25 <i>1676 x 13 x 337</i>	6.6 <i>2.99</i>	1.1 <i>0.03</i>	\$785

Mounts to a 1" or 1 1/16" thick worksurface. Mounting brackets included. If using a privacy panel with a monitor arm, the mounting style of the arm should be grommet mount or freestanding. These privacy panels cannot be used with edge clamp style monitor arms. Not for use with Ionic benching kits. Shipped easy to assemble in 1 carton.

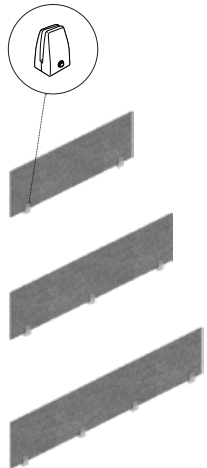
PRIVACY PANELS **MODEL #** **DIMENSIONS ^{IN}_{MM}** **WEIGHT ^{LB}_{KG}** **VOLUME ^{FT³}_{MT³}** **LIST PRICE**



Fabric Privacy Panel - Undermount

	W x D x H			
ML1324UMF	24 x 0.5 x 13.25 <i>610 x 13 x 337</i>	2.6 <i>1.18</i>	0.4 <i>0.01</i>	\$458
ML1330UMF	30 x 0.5 x 13.25 <i>762 x 13 x 337</i>	3 <i>1.36</i>	0.5 <i>0.01</i>	\$460
ML1336UMF	36 x 0.5 x 13.25 <i>914 x 13 x 337</i>	3.6 <i>1.63</i>	0.6 <i>0.01</i>	\$494
ML1342UMF	42 x 0.5 x 13.25 <i>1067 x 13 x 337</i>	4.2 <i>1.91</i>	0.7 <i>0.01</i>	\$529
ML1348UMF	48 x 0.5 x 13.25 <i>1219 x 13 x 337</i>	4.8 <i>2.18</i>	0.8 <i>0.02</i>	\$530
ML1354UMF	54 x 0.5 x 13.25 <i>1372 x 13 x 337</i>	5.4 <i>2.45</i>	0.9 <i>0.02</i>	\$565
ML1360UMF	60 x 0.5 x 13.25 <i>1524 x 13 x 337</i>	6 <i>2.72</i>	1 <i>0.02</i>	\$759
ML1366UMF	66 x 0.5 x 13.25 <i>1676 x 13 x 337</i>	6.6 <i>2.99</i>	1.1 <i>0.03</i>	\$785

Mounts to a 1" or 1 1/16" thick worksurface. Mounting brackets included. To add privacy panels to Ionic benching kits (pages 106-108), use undermount privacy panels with adapter brackets MVLPPABx (page 109). If using a privacy panel with a monitor arm, the mounting style of the arm should be grommet mount or freestanding. These privacy panels cannot be used with edge clamp style monitor arms. Shipped easy to assemble in 1 carton.



PET Felt Privacy Screen

Set of 1				
MVLPET42-1	42 x 0.36 x 13.25 <i>1067 x 9 x 337</i>	2.6 <i>1.18</i>	0.8 <i>0.02</i>	\$294
MVLPET48-1	48 x 0.36 x 13.25 <i>1219 x 9 x 337</i>	3.3 <i>1.5</i>	0.9 <i>0.02</i>	\$309
MVLPET54-1	54 x 0.36 x 13.25 <i>1372 x 9 x 337</i>	3.6 <i>1.63</i>	1 <i>0.02</i>	\$396
MVLPET60-1	60 x 0.36 x 13.25 <i>1524 x 9 x 337</i>	3.8 <i>1.72</i>	1.1 <i>0.03</i>	\$409
MVLPET66-1	66 x 0.36 x 13.25 <i>1676 x 9 x 337</i>	4.5 <i>2.04</i>	1.3 <i>0.03</i>	\$482
Set of 4				
MVLPET42-4	42 x 0.36 x 13.25 <i>1067 x 9 x 337</i>	9.5 <i>4.31</i>	0.8 <i>0.02</i>	\$1123
MVLPET48-4	48 x 0.36 x 13.25 <i>1219 x 9 x 337</i>	11.9 <i>5.4</i>	1 <i>0.02</i>	\$1175
MVLPET54-4	54 x 0.36 x 13.25 <i>1372 x 9 x 337</i>	12.8 <i>5.81</i>	1.1 <i>0.03</i>	\$1517
MVLPET60-4	60 x 0.36 x 13.25 <i>1524 x 9 x 337</i>	13.8 <i>6.26</i>	1.2 <i>0.03</i>	\$1561
MVLPET66-4	66 x 0.36 x 13.25 <i>1676 x 9 x 337</i>	16.2 <i>7.35</i>	1.3 <i>0.03</i>	\$1840

Mounts to 1" thick laminate surface, may be installed as undermount or up mount position. Mounting brackets included. Secured with wood screws, will mar the top surface when installed in upmount position. If using a privacy panel with a monitor arm, the mounting style of the arm should be grommet mount or freestanding. These privacy panels cannot be used with edge clamp style monitor arms. Shipped easy to assemble in 1 carton.

QUICK ASSEMBLY ELECTRIC HEIGHT ADJUSTABLE TABLES

GENERAL INFORMATION

- Quick assembly electric height adjustable bases with leg columns preassembled to telescopic cross bar assembly including electric motors. Unfold leg columns, attach feet and worksurface support to base; fasten assembly to top; plug in connections and start to use.
- 3-stage base. Range of adjustability with 1" thick top is 22.6" to 48.2"H.
- 3rd leg kits available for height adjustable L-shaped configurations.
- Easy to use up-down controller with digital read-out and four memory programmable positions.
- Tops are available in 10 laminate finishes.
- May be specified as complete tables or may order tops and bases separately.
- Dual motor with 265 lbs. lift capacity.
- Anti-collision sensor.
- Standby power consumption 0.1W. Active power consumption 220W.
- Operates at 1.2" per second.
- Operating decibel - 42db.
- 8' long power cord.
- Meets applicable ANSI/BIFMA x5.5 standards.
- Laminate tops covered by Global's lifetime warranty.
Five-year warranty on base components including electrical components and motorized parts.
- ETL/CETL and Greenguard Certified

TOP FINISHES

ACJ	Absolute Acajou	NGL	Noce Grigio
ASN	Asian Night	NEL	Noce Leggero
DES	Dark Espresso	NML	Noce Medio
DWT	Designer White	WHC	White Chocolate
NBL	Noce Biondo	WCR	Winter Cherry

CONSTRUCTION

- 1" thick tops are made from 45 lb. density particle board covered with high performance thermally fused laminate and matching 2mm edge.
- Frame and legs are made from steel tubing and flat steel components, available in Black or Tungsten.
- T-leg with flat foot design includes adjustable levelers.
- Telescopic support beam accommodates:
 - 2-legged tables from 46" to 76" wide tops, 23" to 29" deep.
 - Return kits accommodate 35" to 42" wide tops.

TOP DIMENSIONS

- All worksurfaces are dimensioned to allow 1" gap around perimeter in a nominal footprint.

QUICK ASSEMBLY ELECTRIC HAT



Rectangular Table - 3-Stage, 2 Legs



Return Kit - 3-Stage

MODEL #	DIMENSIONS ^{IN} _{MM}	WEIGHT ^{LB} _{KG}	VOLUME ^{FT³} _{MT³}	LIST PRICE
W x D x H				
NL48243QHT	46 x 23 x 22.6-48.2 <i>1168 x 584 x 574-1224</i>	108 <i>48.99</i>	5 <i>0.14</i>	\$1313
NL60243QHT	58 x 23 x 22.6-48.2 <i>1473 x 584 x 574-1224</i>	116 <i>52.62</i>	5 <i>0.14</i>	\$1330
NL72243QHT	70 x 23 x 22.6-48.2 <i>1778 x 584 x 574-1224</i>	124 <i>56.25</i>	6 <i>0.16</i>	\$1351
NL60303QHT	58 x 29 x 22.6-48.2 <i>1473 x 737 x 574-1224</i>	126 <i>57.15</i>	6 <i>0.16</i>	\$1355
NL72303QHT	70 x 29 x 22.6-48.2 <i>1778 x 737 x 574-1224</i>	136.2 <i>61.78</i>	6.5 <i>0.18</i>	\$1383
3-stage base with 1" thick laminate top with matching 2mm edge. Black or Tungsten base. Shipped easy to assemble in 2 cartons.				
NL36243QHR	35 x 23 x 22.6-48.2 <i>889 x 584 x 574-1224</i>	81.3 <i>36.88</i>	3.6 <i>0.1</i>	\$864
NL42243QHR	41 x 23 x 22.6-48.2 <i>1041 x 584 x 574-1224</i>	85.3 <i>38.69</i>	3.8 <i>0.1</i>	\$882

3-stage height adjustable 3rd leg return kits to use with NLxxx3QHT tables only. 1" thick laminate top with matching 2mm edge. Black or Tungsten base. Shipped easy to assemble in 2 cartons.

ELECTRIC HEIGHT ADJUSTABLE TABLES

WARRANTY

Customer assumes full responsibility for the attachment method of worksurfaces that were not purchased as part of a complete table assembly. Failure to secure the worksurface capable of supporting the load capacity tested to may result in property damage and/or personal injury. Customer agrees to indemnify and hold harmless Global Upholstery Co. Inc., its affiliates, subsidiaries, officers, directors, employees and shareholders (collectively "Global") from and against any lawsuits or threat of lawsuits and all liabilities, direct or implied, claims, proceedings, actions, causes of action, damages, losses, costs and expenses, including, without limitation, legal fees whatsoever which Global may suffer or incur as a result of fulfilling your product order. Customer acknowledges that product not purchased as a complete table assembly will not be covered under Global's Lifetime Warranty.

ELECTRIC HAT COMPONENTS



Quick Assembly Electric HAT - 3-Stage, 2-Leg Base Only



Tops For Use with 2 Leg Bases



Quick Assembly Electric HAT - 3-Stage, 3rd Leg Kit Only



Return Tops For Use with 3rd Leg Kit

MODEL #	DIMENSIONS IN MM	WEIGHT LB KG	VOLUME FT ³ MT ³	LIST PRICE
MLIR30B	42.5 x 22.8 x 21.6-47.2	77.2	2.9	\$1049
	1080 x 579 x 549-1199	35.02	0.08	

Quick assembly 2-leg, 3-stage electric height adjustable table base. Beam and leg columns with motors are preassembled. Unfold leg columns and lock into place. For use with NLxxxxHAT tops (see below). Range of adjustability without 1" thick top is 21.6" to 47.2"H. Width adjustable for 46"W to 76"W tops. Specify base finish: Black (BLK) or Tungsten (TUN). Shipped partially assembled in 1 carton.

MODEL #	DIMENSIONS IN MM	WEIGHT LB KG	VOLUME FT ³ MT ³	LIST PRICE
NL4623HAT	46 x 23 x 1	31	2.1	\$264
	1168 x 584 x 25	14.06	0.05	
NL5223HAT	52 x 23 x 1	35	2.3	\$271
	1321 x 584 x 25	15.88	0.06	
NL5823HAT	58 x 23 x 1	39	2.5	\$281
	1473 x 584 x 25	17.69	0.07	
NL6423HAT	64 x 23 x 1	43	2.8	\$292
	1626 x 584 x 25	19.5	0.07	
NL7023HAT	70 x 23 x 1	47	3	\$302
	1778 x 584 x 25	21.32	0.08	
NL4629HAT	46 x 29 x 1	39	2.4	\$281
	1168 x 737 x 25	17.69	0.06	
NL5229HAT	52 x 29 x 1	44	2.7	\$292
	1321 x 737 x 25	19.96	0.07	
NL5829HAT	58 x 29 x 1	49	3	\$306
	1473 x 737 x 25	22.23	0.08	
NL6429HAT	64 x 29 x 1	54	3.3	\$317
	1626 x 737 x 25	24.49	0.09	
NL7029HAT	70 x 29 x 1	59	3.6	\$334
	1778 x 737 x 25	26.76	0.1	

For use with MLIR30B as a primary top. 1" thick laminate top with matching 2mm edge.

MLIR30R	- x 22.8 x 21.6-47.2	57.3	2	\$646
	- x 579 x 549-1199	25.99	0.05	

Quick assembly 3-stage 3rd leg kit. Use with 3-stage height adjustable table base MLIR30B to create L-shaped configurations. For use with NL3523RHT or NL4123RHT tops (see below). 3rd leg kit worksurface support is adjustable to accept top widths from 35" to 42" wide x 23" deep. Specify base finish: Black (BLK) or Tungsten (TUN). Shipped in 1 carton (assembly required).

NL3523RHT	35 x 23 x 1	24	1.6	\$218
	889 x 584 x 25	10.89	0.04	
NL4123RHT	41 x 23 x 1	28	1.8	\$236
	1041 x 584 x 25-1149	12.7	0.05	

For use with MLIR30R to create return for MLIR30B only with primary top (NLxxxxHAT). 1" thick laminate top with matching 2mm edge.

BENCHING SOLUTIONS

GENERAL INFORMATION

- Simplified benching solutions, double-sided straight line applications.
- Meets all applicable ANSI/BIFMA X5.5 desking standards.

WORKSURFACES

- 1" thick thermally fused laminate with matching 2mm thick edge band; 45 lb. density particle board core.
- Available in all the Ionic benching laminate finishes.
- Worksurfaces are equipped with factory installed inserts for a metal-to-metal leg connection.

METAL LEGS

- 2" square tube post legs with 1" x 2" cross bar in an H-leg configuration.
- Available in Black (TBL), Designer White (TDW) or Tungsten (TTU) paint finishes, Sandtex finish applied for durability.

BENCHING KITS

- Kits have been created for ease of specifying and ordering; each kit also includes all the necessary hardware for installation.
- **Freestanding** dual sided table desks include two worksurfaces with support stiffeners and two legs for end conditions.
- **Quad** pack dual sided table desks include two dual sided table desks - four workstations consisting of four worksurfaces with support stiffeners, two end legs and one middle leg for shared condition between two side-by-side top sets.
- Quad packs may be extended with **extender kits** consisting of two worksurfaces with support stiffeners and one leg for shared condition between two side-by-side tops sets. Extender kits are to be installed in the middle position(s) sharing a leg between side-by-side top sets.

PRIVACY SCREENS

- 2.5" center gap between dual sided table desks accommodates privacy screens.
- Privacy screens are available in fabric wrapped and PET Felt options. Refer to Newland privacy panels on pages 102-103.
- Recommend privacy screens be 6" shorter than the worksurfaces. For example, if worksurfaces are 60"W, use 54"W privacy panels.
- Adapter brackets are required to mount the privacy screens between dual sided table desks.

CABLE MANAGEMENT

- Wire cable management baskets are available to provide cable management and/or lay-in capability for power distribution solution.
- Cable baskets are to be installed on the underside centered between tops on dual sided table desks.

GROMMETS

- Tops for all kits are standard with no grommets.
- Optional grommets are available in standard worksurface locations. One position per kit may be specified; all tops in each kit ordered will have the same grommet position. Order as: **FOG1, FOG2 or FOG3. Add \$192** for freestanding (MLxxxDST) and extender (MLxxxDSE) dual sided table desks. **Add \$383** for quad pack dual sided table desks (MLxxxDSQ).



- FOG grommet cap and sleeve may be removed on-site to accommodate Cove mini power unit MVCOVSM2B/S or MVCOVSI1UB/S as an alternative to bring power and/or USB charging to the desktop (see page 119).

LAMINATE FINISHES

ACJ	Absolute Acajou	NBL	Noce Biondo
ASN	Asian Night	NGL	Noce Grigio
AWC	Avant Cherry	NEL	Noce Leggero
AWH	Avant Honey	NML	Noce Medio
CMB	Clear Maple	WHC	White Chocolate
DES	Dark Espresso	WCR	Winter Cherry
DWT	Designer White		


BENCHING KITS



Freestanding Dual Sided Table Desks, 24"D


MODEL #	DIMENSIONS IN MM	WEIGHT LB KG	VOLUME FT ³ MT ³	LIST PRICE
	W x D x H			
ML4850DST	48 x 50.4 x 29 <i>1219 x 1280 x 737</i>	151 <i>68.49</i>	10.9 <i>0.3</i>	\$1418
ML5450DST	54 x 50.4 x 29 <i>1372 x 1280 x 737</i>	161 <i>73.03</i>	11.5 <i>0.32</i>	\$1484
ML6050DST	60 x 50.4 x 29 <i>1524 x 1280 x 737</i>	171 <i>77.56</i>	12 <i>0.33</i>	\$1546
ML6650DST	66 x 50.4 x 29 <i>1676 x 1280 x 737</i>	181 <i>82.1</i>	12.5 <i>0.35</i>	\$1612
ML7250DST	72 x 50.4 x 29 <i>1829 x 1280 x 737</i>	191 <i>86.64</i>	13 <i>0.36</i>	\$1652

Each kit includes two 24"D worksurfaces and pair of legs for freestanding dual sided table desk. Not to be used with extender table desks. Support stiffeners included are for end-to-end leg condition. Shipped easy to assemble in 3 cartons.

BENCHING KITS	MODEL #	DIMENSIONS ^{IN} _{MM}	WEIGHT ^{LB} _{KG}	VOLUME ^{FT³} _{MT³}	LIST PRICE
		W x D x H			
	ML4862DST	48 x 62.4 x 29 <i>1219 x 1585 x 737</i>	180 <i>81.65</i>	13.2 <i>0.37</i>	\$1594
	ML5462DST	54 x 62.4 x 29 <i>1372 x 1585 x 737</i>	192 <i>87.09</i>	13.8 <i>0.39</i>	\$1622
	ML6062DST	60 x 62.4 x 29 <i>1524 x 1585 x 737</i>	205 <i>92.99</i>	14.5 <i>0.41</i>	\$1684
	ML6662DST	66 x 62.4 x 29 <i>1676 x 1585 x 737</i>	218 <i>98.88</i>	15.1 <i>0.42</i>	\$1762
	ML7262DST	72 x 62.4 x 29 <i>1829 x 1585 x 737</i>	230 <i>104.33</i>	15.8 <i>0.44</i>	\$1790


Freestanding Dual Sided Table Desks, 30"D

Each kit includes two 30"D worksurfaces and pair of legs for freestanding dual sided table desk. Not to be used with extender table desks. Support stiffeners included are for end-to-end leg condition. Shipped easy to assemble in 3 cartons.

	ML9650DSQ	96 x 50.4 x 29 <i>2438 x 1280 x 737</i>	275 <i>124.74</i>	19 <i>0.53</i>	\$2605
	ML10850DSQ	108 x 50.4 x 29 <i>2743 x 1280 x 737</i>	295 <i>133.81</i>	20.1 <i>0.56</i>	\$2733
	ML12050DSQ	120 x 50.4 x 29 <i>3048 x 1280 x 737</i>	315 <i>142.88</i>	21.1 <i>0.59</i>	\$2861
	ML13250DSQ	132 x 50.4 x 29 <i>3353 x 1280 x 737</i>	335 <i>151.95</i>	22.1 <i>0.62</i>	\$2993
	ML14450DSQ	144 x 50.4 x 29 <i>3658 x 1280 x 737</i>	355 <i>161.03</i>	23.2 <i>0.65</i>	\$3073


Quad Pack Dual Sided Table Desks, 24"D

Four-pack dual sided table desks; each kit includes four 24"D worksurfaces, a pair of end legs and one middle leg to be shared between pairs of tops. Use as is for a four-station cluster or can be used with 50.4"D extender tables (MLxx50DSE) installed in the middle position. Support stiffeners included are for end-to-shared leg condition. Shipped easy to assemble in 6 cartons.

	ML9662DSQ	96 x 62.4 x 29 <i>2438 x 1585 x 737</i>	330 <i>149.69</i>	23 <i>0.65</i>	\$2930
	ML10862DSQ	108 x 62.4 x 29 <i>2743 x 1585 x 737</i>	354 <i>160.57</i>	24.3 <i>0.68</i>	\$2990
	ML12062DSQ	120 x 62.4 x 29 <i>3048 x 1585 x 737</i>	380 <i>172.37</i>	25.5 <i>0.72</i>	\$3122
	ML13262DSQ	132 x 62.4 x 29 <i>3353 x 1585 x 737</i>	406 <i>184.16</i>	26.8 <i>0.75</i>	\$3250
	ML14462DSQ	144 x 62.4 x 29 <i>3658 x 1585 x 737</i>	430 <i>195.04</i>	28.1 <i>0.79</i>	\$3326

Quad Pack Dual Sided Table Desks, 30"D

Four-pack dual sided table desks; each kit includes four 30"D worksurfaces, a pair of end legs and one middle leg to be shared between pairs of tops. Use as is for a four-station cluster or can be used with 62.4"D extender tables (MLxx62DSE) installed in the middle position. Support stiffeners included are for end-to-shared leg condition. Shipped easy to assemble in 6 cartons.

	ML4850DSE	48 x 50.4 x 29 <i>1219 x 1280 x 737</i>	124 <i>56.25</i>	8.1 <i>0.22</i>	\$1185
	ML5450DSE	54 x 50.4 x 29 <i>1372 x 1280 x 737</i>	134 <i>60.78</i>	8.6 <i>0.24</i>	\$1251
	ML6050DSE	60 x 50.4 x 29 <i>1524 x 1280 x 737</i>	144 <i>65.32</i>	9.1 <i>0.25</i>	\$1315
	ML6650DSE	66 x 50.4 x 29 <i>1676 x 1280 x 737</i>	154 <i>69.85</i>	9.6 <i>0.27</i>	\$1379
	ML7250DSE	72 x 50.4 x 29 <i>1829 x 1280 x 737</i>	164 <i>74.39</i>	10.1 <i>0.28</i>	\$1421

Extender for Dual Sided Table Desks, 24"D

Each kit includes two 24"D worksurfaces and one leg for shared condition, to be used with quad packs MLxx50DSQ to extend the number of workstations. No limit to the number of extender packs that can be joined together. Support stiffeners included are for shared middle leg condition. Extender kits are not to be installed in an end position. Shipped easy to assemble in 3 cartons.

BENCHING KITS

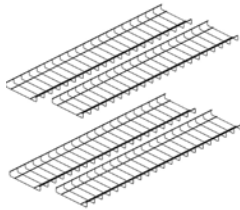
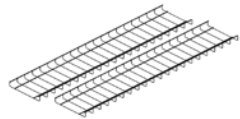


Extender for Dual Sided Table Desks, 30"D

MODEL #	DIMENSIONS ^{IN} _{MM}	WEIGHT ^{LB} _{KG}	VOLUME ^{FT³} _{MT³}	LIST PRICE
	W x D x H			
ML4862DSE	48 x 62.4 x 29 <i>1219 x 1585 x 737</i>	150 <i>68.04</i>	9.8 <i>0.27</i>	\$1342
ML5462DSE	54 x 62.4 x 29 <i>1372 x 1585 x 737</i>	162 <i>73.48</i>	10.4 <i>0.29</i>	\$1362
ML6062DSE	60 x 62.4 x 29 <i>1524 x 1585 x 737</i>	175 <i>79.38</i>	11.1 <i>0.31</i>	\$1434
ML6662DSE	66 x 62.4 x 29 <i>1676 x 1585 x 737</i>	188 <i>85.28</i>	11.7 <i>0.33</i>	\$1496
ML7262DSE	72 x 62.4 x 29 <i>1829 x 1585 x 737</i>	200 <i>90.72</i>	12.4 <i>0.35</i>	\$1538

Each kit includes two 30"D worksurfaces and one leg for shared condition, to be used with quad packs MLxx62DSQ to extend the number of workstations. No limit to the number of extender packs that can be joined together. Support stiffeners included are for shared middle leg condition. Extender kits are not to be installed in an end position. Shipped easy to assemble in 3 cartons.

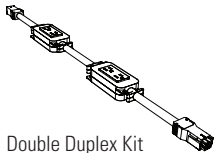
BENCHING ACCESSORIES



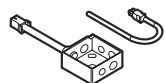
Wire Management Cable Baskets

Set of 2				
ML48WCB2	40 x 8 x 1 <i>1016 x 203 x 25</i>	3.6 <i>1.63</i>	0.32 <i>0.01</i>	\$341
ML54WCB2	46 x 8 x 1 <i>1168 x 203 x 25</i>	4.3 <i>1.95</i>	0.37 <i>0.01</i>	\$373
ML60WCB2	52 x 8 x 1 <i>1321 x 203 x 25</i>	4.8 <i>2.18</i>	0.41 <i>0.01</i>	\$418
ML66WCB2	58 x 8 x 1 <i>1473 x 203 x 25</i>	5.3 <i>2.4</i>	0.46 <i>0.01</i>	\$482
ML72WCB2	64 x 8 x 1 <i>1626 x 203 x 25</i>	5.9 <i>2.68</i>	0.51 <i>0.01</i>	\$472
Set of 4				
ML48WCB4	40 x 8 x 1 <i>1016 x 203 x 25</i>	7.2 <i>3.27</i>	0.64 <i>0.01</i>	\$638
ML54WCB4	46 x 8 x 1 <i>1168 x 203 x 25</i>	8.6 <i>3.9</i>	0.73 <i>0.02</i>	\$688
ML60WCB4	52 x 8 x 1 <i>1321 x 203 x 25</i>	9.6 <i>4.35</i>	0.83 <i>0.02</i>	\$778
ML66WCB4	58 x 8 x 1 <i>1473 x 203 x 25</i>	10.6 <i>4.81</i>	0.92 <i>0.02</i>	\$804
ML72WCB4	64 x 8 x 1 <i>1626 x 203 x 25</i>	11.8 <i>5.35</i>	1.02 <i>0.02</i>	\$869

Model number indicates width of worksurface to be used with. Basket is 8" smaller than the top width. Black only. Includes spring steel mounting brackets, allowing basket to swing down from either side for easy access. Shipped easy to assemble in 1 carton.



Double Duplex Kit



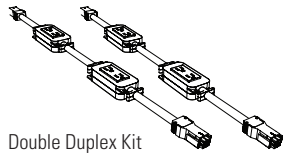
Single-Circuit 3-Prong Feed

Double Duplex Kit w/Infeed for Freestanding Dual Sided Table Desk Kits

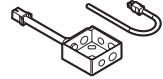
MLDD48DST	168 x 4 x 2 <i>4267 x 102 x 51</i>	8.4 <i>3.81</i>	2.25 <i>0.06</i>	\$509
MLDD54DST	174 x 4 x 2 <i>4420 x 102 x 51</i>	8.5 <i>3.86</i>	2.25 <i>0.06</i>	\$516
MLDD60DST	180 x 4 x 2 <i>4572 x 102 x 51</i>	8.7 <i>3.95</i>	2.25 <i>0.06</i>	\$526
MLDD66DST	186 x 4 x 2 <i>4724 x 102 x 51</i>	8.9 <i>4.04</i>	2.25 <i>0.06</i>	\$531
MLDD72DST	192 x 4 x 2 <i>4877 x 102 x 51</i>	9.1 <i>4.13</i>	2.25 <i>0.06</i>	\$538

Each duplex kit includes jumper with two duplex outlets and infeed. Single circuit only, 15 amp service. Maximum of 12 duplex receptacles per infeed (24 outlets). Prior to use, confirm amperage required based on intended equipment use. Infeed to be hardwired by certified electrician. Use with freestanding dual sided table desks MLxxDST. Model number indicates width of dual sided table desk to be used with. Lay-in capability using wire cable management baskets. Shipped easy to assemble in 1 cartons.

BENCHING ACCESSORIES	MODEL #	DIMENSIONS ^{IN} _{MM}	WEIGHT ^{LB} _{KG}	VOLUME ^{FT³} _{MT³}	LIST PRICE
----------------------	---------	--	------------------------------------	--	------------



Double Duplex Kit

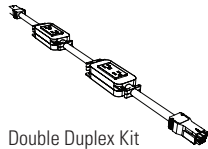


Single-Circuit 3-Prong Feed

Quad Duplex Kit w/Infeed for Quad Pack Dual Sided Table Desk Kits

Each quad duplex kit includes two jumper with two duplex outlets and infeed. Single circuit only, 15 amp service. Maximum of 12 duplex receptacles per infeed (24 outlets). Prior to use, confirm amperage required based on intended equipment use. Infeed to be hardwired by certified electrician. Use with quad pack dual sided table desks MLxxDSQ. Model number indicates width of dual sided table desk to be used with. Lay-in capability using wire cable management baskets. Shipped easy to assemble in 1 cartons.

	W x D x H			
MLDD48DSQ	216 x 4 x 2 5486 x 102 x 51	10.7 4.85	4.5 0.12	\$746
MLDD54DSQ	228 x 4 x 2 5791 x 102 x 51	10.9 4.94	4.5 0.12	\$758
MLDD60DSQ	240 x 4 x 2 6096 x 102 x 51	11.3 5.13	4.5 0.12	\$773
MLDD66DSQ	252 x 4 x 2 6401 x 102 x 51	11.7 5.31	4.5 0.12	\$789
MLDD72DSQ	264 x 4 x 2 6706 x 102 x 51	12.1 5.49	4.5 0.12	\$802



Double Duplex Kit

Extender Duplex Kit for Extender Dual Sided Table Desk Kits

Each extender duplex kit includes jumper with two duplex outlets. Single circuit only, 15 amp service. Maximum of 12 duplex receptacles per infeed (24 outlets). Prior to use, confirm amperage required based on intended equipment use. Use with quad duplex kits and extender dual sided table desks MLxxDSE. Model number indicates width of dual sided table desk to be used with. Lay-in capability using wire cable management baskets. Shipped easy to assemble in 1 carton.

MLDD48DSE	48 x 2 x 2 1219 x 51 x 51	2.3 1.04	2.25 0.06	\$235
MLDD54DSE	54 x 2 x 2 1372 x 51 x 51	2.4 1.09	1.5 0.04	\$242
MLDD60DSE	60 x 2 x 2 1524 x 51 x 51	2.6 1.18	2.25 0.06	\$248
MLDD66DSE	66 x 2 x 2 1676 x 51 x 51	2.8 1.27	1.5 0.04	\$258
MLDD72DSE	72 x 2 x 2 1829 x 51 x 51	3 1.36	2.25 0.06	\$263

Set of 2

MVLPPAB2	6 x 1.7 x 1 152 x 43 x 25	1 0.45	0.1 0.03	\$48
----------	------------------------------	-----------	-------------	-------------

Set of 3

MVLPPAB3	6 x 1.7 x 1 152 x 43 x 25	1.3 0.59	0.1 0.03	\$71
----------	------------------------------	-------------	-------------	-------------

Set of 4

MVLPPAB4	6 x 1.7 x 1 152 x 43 x 25	1.8 0.82	0.1 0.03	\$95
----------	------------------------------	-------------	-------------	-------------



Privacy Screen Adapter Brackets

Use with undermount privacy screens to upmount privacy screens between dual sided table desks. For Newland privacy panels, see pages 102-103. Number of adapter brackets required should correspond with the number of clamps included with privacy screen; varies by width.

PANELS

GENERAL INFORMATION

- An innovative and economical tool for creating efficient workspace surrounds, and freestanding or mobile dividers.
- Minimal components offering maximum flexibility that are simple to specify and easy to install.
- Self-leveling connectors accommodate any angle including 90°, 120°, T and X connections. Off module connectors are also available for mid span connections.
- Sleek simple aesthetic - only 1.3" thick overall.
- Painted Aluminum frame with fabric upholstered inserts, non-tackable.
- Three standard panel sizes with separate hardware kits to accommodate various workplace needs.
- Foot kits are available to create freestanding or mobile divider applications.

FINISHES

Panel frame, flat foot and mobile foot

- BLK Black
- DWT Designer White
- TUN Tungsten

Fabric

- LL14 Blue Mist
- LL12 Caramel Cream
- LL37 Cinder
- LL36 Granite
- LL11 Medium Taupe
- LL38 Sandstone
- LL35 Spray

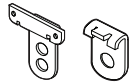
PANELS + ACCESSORIES



Panel - Fabric Top and Bottom



Panel Connecting Hinge Kit



Off Module Connector



Wall Adapter



Freestanding Foot Kit

MODEL #	DIMENSIONS ^{IN} _{MM}	WEIGHT ^{LB} _{KG}	VOLUME ^{FT³} _{MT³}	LIST PRICE
	W x D x H			
ML6636FFP	36 x 1.3 x 66 914 x 33 x 1676	35 15.88	3 0.08	\$702
ML6648FFP	48 x 1.3 x 66 1219 x 33 x 1676	47 21.32	3.9 0.11	\$780
ML6660FFP	60 x 1.3 x 66 1524 x 33 x 1676	59 26.76	4.9 0.13	\$850

Specify fabric and frame finish.

1.3" thick overall. Painted aluminum frame with fabric upholstered inserts. 4" raised bottom for ease of cleaning. Shipped easy to assemble in 1 carton.

MLPCHK	5 x 0.75 x 3 127 x 19 x 76	0.17 0.08	0.01 -	\$56
--------	-------------------------------	--------------	-----------	-------------

3 hinges and connecting hardware in each kit. One kit required per every 2 panels being connected. Zinc finish only.

MLOMCP	3 x 2 x 4 76 x 51 x 102	1 0.45	0.01 -	\$67
--------	----------------------------	-----------	-----------	-------------

Connect two panels perpendicular to one another to create a T configuration anywhere along mid span. Bolt top and bottom to vertical then connects to top and bottom rail of adjacent panel. Fasteners included. Specify finish to match panel frame.

MLPPWA	1.5 x 2.5 x 4 38 x 64 x 102	1 0.45	0.08 -	\$62
--------	--------------------------------	-----------	-----------	-------------

Wall adapter to start a run of panels affixed to the wall. Bolt to panel in place of universal hinged connector. Keyhole openings to slide over fasteners which are to be preinstalled to the wall. Mounting hardware to affix to wall not included; installer must determine fasteners based on type of wall material securing to.

Flat foot, single pack

MLSFCKP	20 x 2 x 6 508 x 51 x 152	3.5 1.59	0.28 0.01	\$112
---------	------------------------------	-------------	--------------	--------------

Flat foot, pack of 2

MLDFFKP	20 x 2 x 6 508 x 51 x 152	6.96 3.16	0.28 0.01	\$223
---------	------------------------------	--------------	--------------	--------------

Sold individually or in pairs. Flat feet do not have levelers. Use to create a freestanding dividers that do not require leveling adjustment. Specify finish to match panel frame.

PANELS	MODEL #	DIMENSIONS ^{IN} _{MM}	WEIGHT ^{LB} _{KG}	VOLUME ^{FT³} _{MT³}	LIST PRICE
--------	---------	--	------------------------------------	--	------------



Mobile Foot Kit

W x D x H

Mobile foot, single pack

MLSCFKP	20 x 2 x 6 508 x 51 x 152	3.9 1.77	0.28 0.01	\$149
---------	------------------------------	-------------	--------------	--------------

Mobile foot, pack of 2

MLDCFKP	20 x 2 x 6 508 x 51 x 152	7.7 3.49	0.28 0.01	\$295
---------	------------------------------	-------------	--------------	--------------

Sold individually or in pairs. Use to create a mobile divider. Black dual wheel locking casters. Specify finish to match panel frame.



GENERAL INFORMATION

- Pashley's tapered angled legs offer a mid-century vibe and adapts well to small office or home office with commercial grade performance.
- Simplicity and elegance supported with superior strength and stability.
- 1" thick thermally fused laminate worksurfaces.
- 14 standard worksurface finishes to choose from.
- Easy to assemble.
- Meets applicable ANSI/BIFMA x5.5 standards.
- Laminate tops backed by Global's Limited Lifetime Warranty.
- Greenguard Certified.

CONSTRUCTION

- Tops are made from 45 lb. density particle board covered with thermally fused laminate on both sides with 2mm matching edge band.
- Welded metal legs with mechanically connected frame.
- Legs and frames finished in a highly durable powder coated paint finish.
- Leveling glides included.

SPECIAL SIZES

- Custom sizes are not available.

FINISH - METAL LEGS

- Available in flat Pearl color only.

FINISHES - TOPS

- Available in the following standard colors with no upcharge:
- | | | | |
|-----|-----------------|-----|-----------------|
| ACJ | Absolute Acajou | NBL | Noce Biondo |
| ASN | Asian Night | NGL | Noce Grigio |
| AWC | Avant Cherry | NEL | Noce Leggero |
| AWH | Avant Honey | NML | Noce Medio |
| CMB | Clear Maple | WHC | White Chocolate |
| DES | Dark Espresso | WCR | Winter Cherry |
| DWT | Designer White | | |

TABLE DESKS	MODEL #	DIMENSIONS <small>IN MM</small>	WEIGHT <small>LB KG</small>	VOLUME <small>FT³ MT³</small>	LIST PRICE
-------------	---------	---------------------------------	-----------------------------	---	------------

W x D x H

24" deep

ML4824OGD	48 x 24 x 29.5 <i>1219 x 610 x 749</i>	75.9 <i>34.43</i>	4.7 <i>0.13</i>	\$768
ML6024OGD	60 x 24 x 29.5 <i>1524 x 610 x 749</i>	84.7 <i>38.42</i>	5.1 <i>0.14</i>	\$894
ML7224OGD	72 x 24 x 29.5 <i>1829 x 610 x 749</i>	92.7 <i>42.05</i>	5.45 <i>0.15</i>	\$983

30" deep

ML4830OGD	48 x 30 x 29.5 <i>1219 x 762 x 749</i>	93.7 <i>42.5</i>	5.7 <i>0.16</i>	\$874
ML6030OGD	60 x 30 x 29.5 <i>1524 x 762 x 749</i>	105.5 <i>47.85</i>	6.3 <i>0.17</i>	\$986
ML7230OGD	72 x 30 x 29.5 <i>1829 x 762 x 749</i>	115.5 <i>52.39</i>	6.7 <i>0.18</i>	\$1094



Table Desk

Freestanding table desk with metal support frame and angled legs. Shipped easy to assemble in 3 cartons.

**GENERAL INFORMATION**

- Lite-Lift II is ideal for applications that require a lightweight and easy to clean table. It is THE economical, durable, multi-purpose table.
- Meets applicable ANSI/BIFMA standards.
- Greenguard Certified.

CONSTRUCTION

- Lightweight.
- Polyethylene surface with UV protection.
- Shock-proof.
- Constructed to withstand heavy loads.
- Suitable for outdoor use.
- Solid welded joints, nuts and bolts.
- Powder coated 1.125" diameter steel legs. Textured Charcoal epoxy coated (TC).
- Perforated underside surface allows for non-warping.
- Individual polypropylene clip to hold the leg in position when folded. Solid and durable fastening device.

FINISHES

- Oyster Grey only.

FOLDING TABLES



Rectangular Folding Table



Round Folding Table

MODEL #	DIMENSIONS ^{IN} _{MM}	WEIGHT ^{LB} _{KG}	VOLUME ^{FT³} _{MT³}	LIST PRICE
MVLFRT48	48 x 24 x 29.25 <i>1219 x 610 x 743</i>	23 <i>10.43</i>	1.57 <i>0.04</i>	\$217
MVLFRT60	60 x 30 x 29.25 <i>1524 x 762 x 743</i>	30 <i>13.61</i>	2.43 <i>0.06</i>	\$290
MVLFRT72	72 x 30 x 29.25 <i>1829 x 762 x 743</i>	36 <i>16.33</i>	2.91 <i>0.08</i>	\$305
MVLFRT96	96 x 30 x 29.25 <i>2438 x 762 x 743</i>	50 <i>22.68</i>	3.87 <i>0.1</i>	\$469

Durable high impact polypropylene top. 1.125" diameter steel legs finished in a scuff resistant, textured Charcoal epoxy coating. Lightweight, easy to clean and simple to fold and store. Easy lock leg brace for added stability. Shipped assembled in 1 carton.

MVLFRT48D	48 x 48 x 29.25 <i>1219 x 1219 x 743</i>	31 <i>14.06</i>	3.26 <i>0.09</i>	\$349
MVLFRT60D	60 x 60 x 29.25 <i>1524 x 1524 x 743</i>	47 <i>21.32</i>	5.6 <i>0.15</i>	\$558

Durable high impact polypropylene top. 1.125" diameter steel legs finished in a scuff resistant, textured Charcoal epoxy coating. Lightweight, easy to clean and simple to fold and store. Easy lock leg brace for added stability. Shipped assembled in 1 carton.

TABLE DOLLIES



Dolly for 48" Rectangular Folding Table

OTG11840	24.5 x 52 x 45.25 <i>622 x 1321 x 1149</i>	52.5 <i>23.81</i>	5.5 <i>0.15</i>	\$518
----------	---	----------------------	--------------------	--------------

Dolly for stacking and moving 48" Rectangular Folding Table (MLFRT48). 1.125" steel tubing. Textured Charcoal epoxy coating. Tables lay horizontally on dolly. Maximum capacity is 20 tables.



Dolly for 60", 72" and 96" Rectangular Folding Table

OTG11841	30.25 x 75.75 x 45.25 <i>768 x 1924 x 1149</i>	76 <i>34.47</i>	9.25 <i>0.26</i>	\$734
----------	---	--------------------	---------------------	--------------

Dolly for stacking and moving 60", 72" and 96" Rectangular Folding Tables (MLFRT60, MLFRT72 and MLFRT96). 1.125" steel tubing. Textured Charcoal epoxy coating. Tables lay horizontally on dolly.
MLFRT60 - Maximum capacity is 20 tables.
MLFRT72 - Maximum capacity is 20 tables.
MLFRT96 - Maximum capacity is 18 tables.



Dolly for 48" and 60" Round Folding Table

OTG11842	32.75 x 52 x 40.25 <i>832 x 1321 x 1022</i>	76 <i>34.47</i>	5.5 <i>0.15</i>	\$633
----------	--	--------------------	--------------------	--------------

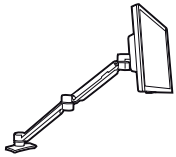
Dolly for stacking and moving 48" and 60" Round Folding Tables (MVLFRT48D and MVLFRT60D). 1.125" steel tubing. Textured Charcoal epoxy coating. Tables stand vertically on dolly.
MVLFRT48D - Maximum capacity is 15 tables.
MVLFRT60D - Maximum capacity is 12 tables.

MVL monitor arms
MVL keyboard supports
Accessories
Power and data

Accessories

MONITOR ARMS **MODEL #** **DIMENSIONS** ^{IN} / ^{MM} **WEIGHT** ^{LB} / ^{KG} **VOLUME** ^{FT³} / ^{MT³} **LIST PRICE**

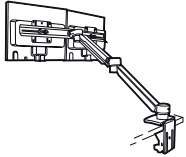
W x D x H



Single Monitor Double Extension w/Height Adjustment

MVL1SDEH	4.75 x 4.23-26 x 19.5 121 x 107-660 x 495	8 3.63	0.72 0.02	\$346
----------	--	-----------	--------------	--------------

Single monitor arm provides 26" of reach with 13" of usable height adjustment. Quick connect option for mounting monitor with standard VESA standards. Pole-less arm monitor provides a clean design and folds into a 4 3/8" area for more desk space. Enclosed cable manager. 360° swivel. Can accommodate monitors up to 14 lbs. Attach to any standard 1" to 1.5" thick surface with flush edge by a desk clamp or through a grommet. Available in **Silver** only.



Dual Monitor Double Extension w/Height Adjustment

MVL2SDEH	22 x 5.95-26 x 17.5 559 x 151-660 x 445	9.4 4.26	1.57 0.04	\$476
----------	--	-------------	--------------	--------------

Dual monitor arm provides 26" of reach with 13" of usable height adjustment. Quick connect option for mounting monitor with standard VESA standards. Counterbalanced spring technology allows for 2 to 20 lbs. load (max 10 lbs. per screen). Dual cross bar holds monitors up to 22" in horizontal width each. Enclosed cable manager. Tool-less clamp installation makes assembly quick and easy. Attach to any standard 1" to 1.5" thick surface with flush edge by a desk clamp or through a grommet. Available in **Silver** only.

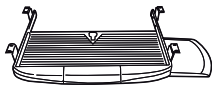


Monitor Arm

OTGMA2	30 x 4.5-26 x 20 762 x 114-660 x 508	8.4 3.81	0.6 0.01	\$269
--------	---	-------------	-------------	--------------

Can be used a single or double monitor arm. Height adjustment range: 7" - 17.7". Arm extension: 15". Loading capacity: 2.2 - 17.6 lbs per monitor. Accommodates: 17 - 29" monitor sizes. Monitor tilt: -40 degrees upward tilt, -15 degrees downward tilt, 180-degree rotation. Quick release VESA plates included (72 x 72mm, 100 x 100mm). VESA rotation: 90 degrees for landscape or portrait. Meets applicable ANSI/BIFMA X5.5. Desk clamp and grommet mounts included (0.5 - 1.25" thick tops). Integrated post and arm management. Available in Tungsten only.

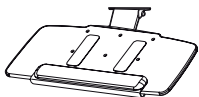
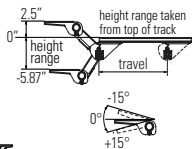
KEYBOARD SUPPORTS



Keyboard Drawer

MVLKBT	20.6 x 12.5 x 4 523 x 318 x 102	4.78 2.17	0.42 0.01	\$173
--------	------------------------------------	--------------	--------------	--------------

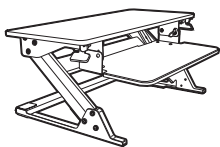
Mounts on two low friction ball bearing slides for storage below workstation. Pull-out mouse tray (mountable left or right). Palm rest/pen compartment. Keyboard platform accommodates standard and ergonomic shaped keyboards. **Requires 17" of depth clearance** under the surface for installation.



Articulating Keyboard Package

MVLKP01	27.5 x 11.5 x 0.38 699 x 292 x 10	13.6 6.17	0.93 0.02	\$369
---------	--------------------------------------	--------------	--------------	--------------

Package includes articulating arm and 27" HDPE tray. Arm has a 8.37" height and 30° tilt adjustment. Low profile design with 360° swivel. HDPE tray is 0.38" thick and has a removable wrist rest. Tray comes with anti-slip strips. **Requires 18" of depth clearance** under the surface for installation.

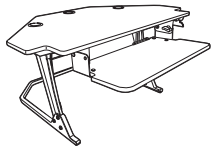


Desktop Sit-Stand Workstation

MVL5230B0	35.4 x 23.2 x 6.2 899 x 589 x 157	47 21.32	4.8 0.13	\$1148
-----------	--------------------------------------	-------------	-------------	---------------

Easily fits onto a 24" or deeper worksurface. Supports up to 35 lbs. Keyboard surface tilts from -10°/+10°. Infinite pneumatic height adjustment. Primary surface can be extended 20" above the desk. Black frame and surface. Comes with grommet for cord management. No tools required for installation.

KEYBOARD SUPPORTS **MODEL #** **DIMENSIONS** ^{IN}/_{MM} **WEIGHT** ^{LB}/_{KG} **VOLUME** ^{FT³}/_{MT³} **LIST PRICE**

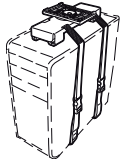


Corner Desktop Sit-Stand Workstation

	W x D x H			
MVL5230B5	42 x 38 x 6.2	55	9.3	\$1508
	1067 x 965 x 157	24.95	0.26	

Easily fits onto a 24" or deeper corner worksurface. Supports up to 35 lbs. Keyboard surface tilts from -10°/+10°. Infinite pneumatic height adjustment. Primary surface can be extended 20" above the desk. Black frame and surface. Comes with grommet for cord management. No tools required for installation.

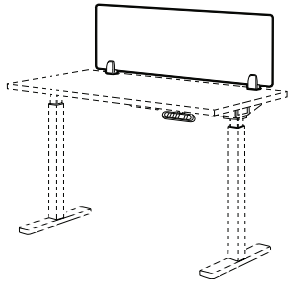
ACCESSORIES



CPU Holder Dual Strap

MVLCPU	4 x 11 x 1.5	4	0.39	\$165
	102 x 279 x 38	1.81	0.01	

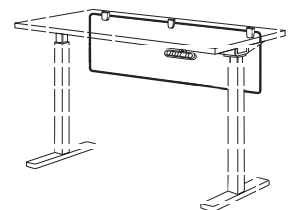
CPU slides on a 17" track and swivels to allow full accessibility and easy storage. Straps adjust and fasten with buckles for simple installation. Accommodates CPU's weighing up to 30 lbs. and measuring 64" in perimeter. **Requires 17" of depth clearance** under the surface for installation.



Fabric Privacy Panel - Upmount

ML1324DMF	24 x 0.5 x 13.25	2.6	0.4	\$458
	610 x 13 x 337	1.18	0.01	
ML1330DMF	30 x 0.5 x 13.25	3	0.5	\$460
	762 x 13 x 337	1.36	0.01	
ML1336DMF	36 x 0.5 x 13.25	3.6	0.6	\$494
	914 x 13 x 337	1.63	0.01	
ML1342DMF	42 x 0.5 x 13.25	4.2	0.7	\$529
	1067 x 13 x 337	1.91	0.01	
ML1348DMF	48 x 0.5 x 13.25	4.8	0.8	\$530
	1219 x 13 x 337	2.18	0.02	
ML1354DMF	54 x 0.5 x 13.25	5.4	0.9	\$565
	1372 x 13 x 337	2.45	0.02	
ML1360DMF	60 x 0.5 x 13.25	6	1	\$759
	1524 x 13 x 337	2.72	0.02	
ML1366DMF	66 x 0.5 x 13.25	6.6	1.1	\$785
	1676 x 13 x 337	2.99	0.03	

Mounts to a 1" or 1 1/16" thick worksurface. Mounting brackets included. If using a privacy panel with a monitor arm, the mounting style of the arm should be grommet mount or freestanding. These privacy panels cannot be used with edge clamp style monitor arms. Not for use with Ionic benching kits. Shipped easy to assemble in 1 carton.



Fabric Privacy Panel - Undermount

ML1324UMF	24 x 0.5 x 13.25	2.6	0.4	\$458
	610 x 13 x 337	1.18	0.01	
ML1330UMF	30 x 0.5 x 13.25	3	0.5	\$460
	762 x 13 x 337	1.36	0.01	
ML1336UMF	36 x 0.5 x 13.25	3.6	0.6	\$494
	914 x 13 x 337	1.63	0.01	
ML1342UMF	42 x 0.5 x 13.25	4.2	0.7	\$529
	1067 x 13 x 337	1.91	0.01	
ML1348UMF	48 x 0.5 x 13.25	4.8	0.8	\$530
	1219 x 13 x 337	2.18	0.02	
ML1354UMF	54 x 0.5 x 13.25	5.4	0.9	\$565
	1372 x 13 x 337	2.45	0.02	
ML1360UMF	60 x 0.5 x 13.25	6	1	\$759
	1524 x 13 x 337	2.72	0.02	
ML1366UMF	66 x 0.5 x 13.25	6.6	1.1	\$785
	1676 x 13 x 337	2.99	0.03	

Mounts to a 1" or 1 1/16" thick worksurface. Mounting brackets included. To add privacy panels to Ionic benching kits (pages 106-106), use undermount privacy panels with adapter brackets MVLPPABx (page 109). If using a privacy panel with a monitor arm, the mounting style of the arm should be grommet mount or freestanding. These privacy panels cannot be used with edge clamp style monitor arms. Shipped easy to assemble in 1 carton.

ACCESSORIES	MODEL #	DIMENSIONS	WEIGHT	VOLUME	LIST PRICE
-------------	---------	------------	--------	--------	------------

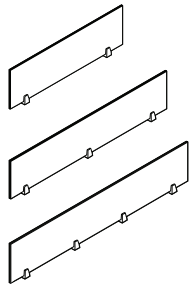
W x D x H

Set of 1

MVLPET42-1	42 x 0.36 x 13.25 <i>1067 x 9 x 337</i>	2.6 <i>1.18</i>	0.8 <i>0.02</i>	\$294
MVLPET48-1	48 x 0.36 x 13.25 <i>1219 x 9 x 337</i>	3.3 <i>1.5</i>	0.9 <i>0.02</i>	\$309
MVLPET54-1	54 x 0.36 x 13.25 <i>1372 x 9 x 337</i>	3.6 <i>1.63</i>	1 <i>0.02</i>	\$396
MVLPET60-1	60 x 0.36 x 13.25 <i>1524 x 9 x 337</i>	3.8 <i>1.72</i>	1.1 <i>0.03</i>	\$409
MVLPET66-1	66 x 0.36 x 13.25 <i>1676 x 9 x 337</i>	4.5 <i>2.04</i>	1.3 <i>0.03</i>	\$482

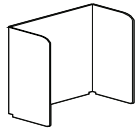
Set of 4

MVLPET42-4	42 x 0.36 x 13.25 <i>1067 x 9 x 337</i>	9.5 <i>4.31</i>	0.8 <i>0.02</i>	\$1123
MVLPET48-4	48 x 0.36 x 13.25 <i>1219 x 9 x 337</i>	11.9 <i>5.4</i>	1 <i>0.02</i>	\$1175
MVLPET54-4	54 x 0.36 x 13.25 <i>1372 x 9 x 337</i>	12.8 <i>5.81</i>	1.1 <i>0.03</i>	\$1517
MVLPET60-4	60 x 0.36 x 13.25 <i>1524 x 9 x 337</i>	13.8 <i>6.26</i>	1.2 <i>0.03</i>	\$1561
MVLPET66-4	66 x 0.36 x 13.25 <i>1676 x 9 x 337</i>	16.2 <i>7.35</i>	1.3 <i>0.03</i>	\$1840



PET Felt Privacy Screen

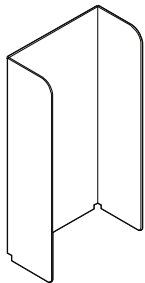
Mounts to 1" thick laminate surface, may be installed as undermount or up mount position. Mounting brackets included. Secured with wood screws, will mar the top surface when installed in upmount position. If using a privacy panel with a monitor arm, the mounting style of the arm should be grommet mount or freestanding. These privacy panels cannot be used with edge clamp style monitor arms. Shipped easy to assemble in 1 carton.



Desktop Short Partition

MLDTP3224	31.5 x 15.5 x 23.5 <i>800 x 394 x 597</i>	7 <i>3.18</i>	0.5 <i>0.01</i>	\$256
-----------	--	------------------	--------------------	--------------

Lightweight freestanding desktop partition. Move wherever you need to provide a focus space. 9mm thick PET Felt, no hardware connections. Folds flat for storage when not in use. Ships in two pieces with a puzzle-like joint. Easy to assemble.



Floor Standing Tall Partition

MLFSP3260	31.5 x 15.5 x 60 <i>800 x 394 x 1524</i>	13 <i>5.9</i>	1.2 <i>0.03</i>	\$769
-----------	---	------------------	--------------------	--------------

Lightweight freestanding floor partition. Move wherever you need to provide a focus space. 9mm thick PET Felt, no hardware connections. Folds flat for storage when not in use. Ships in two pieces with a puzzle-like joint. Easy to assemble.

POWER DATA	MODEL #	DIMENSIONS ^{IN} _{MM}	WEIGHT ^{LB} _{KG}	VOLUME ^{FT³} _{MT³}	LIST PRICE
------------	---------	---	---------------------------------------	---	------------



Power/Data Block

	W x D x H			
MVLPDM	6.5 x 3.5 x 2.8 165 x 89 x 71	2 0.91	0.1 -	\$268

Worksurface power and data module. Two power receptacles and two data receptacles. 9' cord. Worksurface cut-out must be done on-site by installer to accept MVLPDM. Template for cut-out provided. Available in **Black** only.



Mini Power Block

MVCOVSM2B	2.25 x 3.75 x 3.12	2.35	0.5	\$313
MVCOVSM2S	2.25 x 3.75 x 3.12	2.35	0.5	\$313

Designed to retrofit into an existing grommet cut-out to bring power to the desktop. Fits in 3.27" x 1.9" cut-out (FOG, POG) and mounts to 0.5" to 2" thick surface. Includes two 12A, 120 VAC spill resistant power receptacles. 9' power cord with 90° flat plug with 45° rotation. ETL listed. Available in Black (**B**) or Silver (**S**) as indicated by last character of model number.



Mini Power/USB Block

MVCOVS1UB	2.25 x 3.75 x 3.12	2.35	0.5	\$494
MVCOVS1US	2.25 x 3.75 x 3.12	2.35	0.5	\$494

Designed to retrofit into an existing grommet cut-out to bring power to the desktop. Fits in 3.27" x 1.9" cut-out (FOG, POG) and mounts to 0.5" to 2" thick surface. Includes one 12A, 120 VAC spill resistant power receptacle and two 2.1A (11W) USB charging ports. 9' power cord with 90° flat plug with 45° rotation. ETL listed. Available in Black (**B**) or Silver (**S**) as indicated by last character of model number.



Surface Mounted Power Module

MVLDK1000	4.13 x 2.16 x 2.28 105 x 55 x 58	2.5 1.13	1.7 -	\$234
-----------	-------------------------------------	-------------	----------	--------------

Above surface or below surface mounted module with one power outlet and two 2.1 amp USB ports. Includes 10' power cord. Available in **Black** only.

MVL1900 lateral files

MVL25 vertical files

MVLPED pedestals

MVLSTOR storage cabinets

Filing



GENERAL INFORMATION

- Commercial quality lateral files.
- Keylock included with removable core.
- Lock bars on both sides of cabinet for increased security.
- Standard with counterweights.
- Leveling glides included.
- All drawer fronts feature a recessed angled full pull.
- 5 high lateral file - top opening has a receding door and roll-out shelf, four lower drawers have fixed fronts.
- Side-to-side hanging file bars are included and installed.
- Files bars can be positioned for letter/legal materials filing.
- All drawers feature ball bearing suspension.
- Coated with environmentally friendly, recyclable paint, electrostatically applied for a durable finish.
- Meets applicable ANSI/BIFMA standards.
- Canadian made with a Lifetime Warranty.
- Greenguard Certified.

CONSTRUCTION

- Fully welded seamless corners with internal steel corner gussets increase strength and rigidity.
- Key locks are random and cannot be specified.
- Positive interlocking system allows only one drawer to open at a time.
- Full extension ball bearing suspensions with a built-in feature to prevent drawer bounce back.
- Four adjustable leveling glides are easily accessible from inside or outside of the cabinet for quick and proper installation.
- Counterweights are included in 1 ½, 2, 3 and 4 high cabinets. 5 high cabinet is counterbalanced and does not need additional counterweights.
- Inside clearance of 12" openings is 11 ¼" high.

FINISHES

- MVL1900 lateral files are available in Black (BLK), Designer White (DWT), Grey (GRY) and Nevada (NEV) finishes.
- Available in all other Global standard colors at no upcharge, minimum order of 10 pieces (visit officestogo.com to see Global colors). Standard lead time will apply.
- An upcharge of 10% will apply to Metallic, Mica, Tungsten and special White finishes.

ACCESSORIES

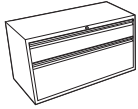
- Lateral file laminate top
- Low storage cushions for 1 ½" high units
- Mobile lateral kit
- Front-to-back file bars
- Side-to-side file bars
- Plate dividers
- Extra keys

SHIPPING

- MVL1900 lateral files are shipped fully assembled.

LATERAL FILES	MODEL #	DIMENSIONS ^{IN} _{MM}	WEIGHT ^{LB} _{KG}	VOLUME ^{FT³} _{MT³}	LIST PRICE
---------------	---------	---	---------------------------------------	---	------------

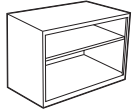
W x D x H



1 1/2 Drawer High Lateral Cabinet

M1930PXB	30 x 19.25 x 21.25 762 x 489 x 540	117 53.07	9.5 0.26	\$876
M1936PXB	36 x 19.25 x 21.25 914 x 489 x 540	127 57.61	11.25 0.31	\$910

One 6" high fixed front drawer, one 12" high fixed front drawer. Inside drawer clearance: 5 1/8" high and 11 1/4" high respectively. Recessed angled full pulls. Side-to-side file bars, counterweights, levelers and lock included. Shipped assembled in 1 carton.



1 1/2 Open Shelf

M19301XSN	30 x 19.25 x 21.25 762 x 489 x 540	50 22.68	9.5 0.26	\$587
M19361XSN	36 x 19.25 x 21.25 914 x 489 x 540	56 25.4	11.25 0.31	\$630

21 1/4" high open shelf, 18" high inside clearance with one 2-position adjustable shelf. Levelers included. Shipped assembled in 1 carton.



2 Drawer High Lateral Cabinet

MVL1936P2	36 x 19.25 x 27.31 914 x 489 x 694	124 56.25	14.6 0.41	\$956
-----------	---------------------------------------	--------------	--------------	--------------


36" wide. Two 12" opening fixed front drawers. Recessed angled full pulls. Side-to-side file bars, counterweights and lock included. Shipped assembled in 1 carton.



3 Drawer High Lateral Cabinet

MVL1936P3	36 x 19.25 x 39.68 914 x 489 x 1008	149 67.59	15.67 0.44	\$1323
-----------	--	--------------	---------------	---------------


36" wide. Three 12" opening fixed front drawers. Recessed angled full pulls. Side-to-side file bars, counterweights and lock included. Shipped assembled in 1 carton.



4 Drawer High Lateral Cabinet

MVL1936P4	36 x 19.25 x 52.06 914 x 489 x 1322	179 81.19	20.88 0.59	\$1643
-----------	--	--------------	---------------	---------------

36" wide. Four 12" opening fixed front drawers. Recessed angled full pulls. Side-to-side file bars, counterweights and lock included. Shipped assembled in 1 carton.



5 Drawer High Lateral Cabinet

MVL1936P5	36 x 19.25 x 66.56 914 x 489 x 1691	204 92.53	33.4 0.94	\$2176
-----------	--	--------------	--------------	---------------

36" wide. Top opening has a 12" receding door and roll-out shelf. Four lower openings have 12" opening fixed front drawers. Recessed angled full pulls. Side-to-side file bars, counterweights and lock included. Shipped assembled in 1 carton.

LATERAL FILES MODEL # DIMENSIONS IN MM WEIGHT LB KG VOLUME FT³ MT³ LIST PRICE



Mobile 2 High Lateral File

MODEL #	DIMENSIONS IN MM	WEIGHT LB KG	VOLUME FT ³ MT ³	LIST PRICE
MVL1936M2	36 x 19.25 x 30 914 x 489 x 762	130 58.97	14.77 0.41	\$1209

36" wide. Consists of MVL1936P2 (Two Drawer High Lateral File) plus MVLMLK (Mobile Lateral Kit). Shipped assembled in 2 cartons.

METAL BOOKCASES



Metal Bookcase, 4 High

MVLBC36-4	36 x 13 x 53.7 914 x 330 x 1364	75 34.02	17.9 0.5	\$725
-----------	------------------------------------	-------------	-------------	-------

4H all metal bookcase with three adjustable shelves and one fixed bottom shelf. Load capacity per shelf of 85 lbs evenly distributed. Shipped assembled in 1 carton.

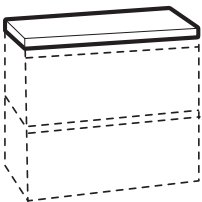


Metal Bookcase, 5 High

MVLBC36-5	36 x 13 x 66.4 914 x 330 x 1687	90 40.82	21.9 0.62	\$878
-----------	------------------------------------	-------------	--------------	-------

5H all metal bookcase with four adjustable shelves and one fixed bottom shelf. Load capacity per shelf of 85 lbs evenly distributed. Shipped assembled in 1 carton.

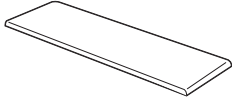
MVL1900 ACCESSORIES



Top For 19.25"D Storage Unit

ML7219LT	72 x 19.25 x 1 1829 x 489 x 25	33 14.97	1.81 0.05	\$204
ML6619LT	66 x 19.25 x 1 1676 x 489 x 25	30 13.61	1.67 0.04	\$197
ML6019LT	60 x 19.25 x 1 1524 x 489 x 25	28 12.7	1.53 0.04	\$192
ML3619LT	36 x 19.25 x 1 914 x 489 x 25	17 7.71	0.97 0.02	\$132
ML3019LT	30 x 19.25 x 1 762 x 489 x 25	14 6.35	0.83 0.02	\$125

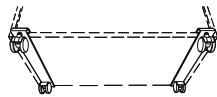
Ships with double-sided tape to secure to 19.25"D MVL metal storage units. Shipped ready to assemble with storage unit in 1 carton.
 60" for two 30"W units
 66" for one 30"W and one 36"W units
 72" for two 36"W units
 ML3619LT and ML3019LT for use with single 19.25"D storage units.

MVL1900 ACCESSORIES	MODEL #	DIMENSIONS ^{IN} _{MM}	WEIGHT ^{LB} _{KG}	VOLUME ^{FT³} _{MT³}	LIST PRICE
	MVL1930C	30 x 19.25 x 2 762 x 489 x 51	11 4.99	1.3 0.03	\$250
	MVL1936C	36 x 19.25 x 2 914 x 489 x 51	13 5.9	2.6 0.07	\$286
	MVL1960C	60 x 19.25 x 2 1524 x 489 x 51	20 9.07	2.6 0.07	\$460
	MVL1966C	66 x 19.25 x 2 1676 x 489 x 51	16 7.26	5.2 0.14	\$496
	MVL1972C	72 x 19.25 x 2 1829 x 489 x 51	22 9.98	2.4 0.06	\$532

Low Storage Cushions

Cushions for 19.25"D low storage lateral files (M1930PXB, M1936PXB, M19301XSN and M19361XSN). Storage must have a finished laminate top to accept the cushion. Waterfall front and back edge, attaches with Velcro strips (supplied). Can be upholstered in all OTG seating fabrics (see page 134). Shipped assembled in 1 carton.

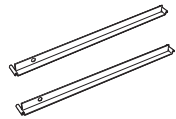
Alternate textile options: Graded-in textiles are available. No minimum quantities. Contact Customer Service for pricing



Mobile Lateral Kit

MVLMLK	20.9 x 2.5 x 3.9 531 x 64 x 99	6 2.72	0.17 4.31	\$253
--------	-----------------------------------	-----------	--------------	--------------

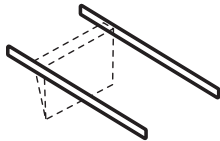
Use kit to convert MVL1936P2 (Two Drawer High Lateral File) to a mobile two high lateral file. Kit includes support rails and non-locking four casters. Shipped assembled in 1 carton.



Front-to-Back File Bars

MVLFBB	15.5 x 1 x 1 394 x 25 x 25	1 0.45	0.8 0.02	\$29
--------	-------------------------------	-----------	-------------	-------------

Must be used in conjunction with MVLHFB36 (Side-to-Side File Bars). One pair. Shipped in 1 carton.



Side-to-Side File Bars

MVLHFB36	33.25 x 0.4 x 1.25 845 x 10 x 32	4 1.81	0.5 0.01	\$52
----------	-------------------------------------	-----------	-------------	-------------

Hanging file bars. One pair. Shipped in 1 carton.

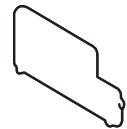


Plate Dividers

MVLPD	13.25 x 0.01 x 7 337 x 0.25 x 178	4 1.81	0.5 0.01	\$52
-------	--------------------------------------	-----------	-------------	-------------

Three per package. **EFC** (environmentally friendly color - similar to Charcoal Grey due to the use of recycled powder). Shipped in 1 carton.



Extra Key

MVLEK	-	0.1 0.05	0.1 -	\$17
-------	---	-------------	----------	-------------

Please specify key number at time of order. Key range W401-W550. Shipped in 1 carton.



MVL25201



MVL25251



MVL25401



MVL25451

GENERAL INFORMATION

- Commercial quality vertical files.
- To be used in freestanding applications, not intended to support worksurfaces.
- Keylock included with removable core.
- All drawer fronts feature a recessed angled full pull.
- Models are available in letter and legal widths.
- All drawers feature ball bearing suspension.
- Case rests directly on floor, leveling glides are not included.
- Coated with environmentally friendly, recyclable paint, electrostatically applied for a durable finish.
- Meets applicable ANSI/BIFMA standards.
- Canadian made with a Lifetime Warranty.
- Greenguard Certified.

CONSTRUCTION

- Welded one-piece top.
- High side walls accommodate hanging file folders.
- Locks are standard and have removable cores.
- Key locks are random and cannot be specified.
- Drawers are 25"D.

FINISHES

- MVL25 vertical files are available in Black (BLK), Designer White (DWT), Grey (GRY) and Nevada (NEV) finishes.
- Available in all other Global standard colors at no upcharge, minimum order of 10 pieces (visit officestogo.com to see Global colors). Standard lead time will apply.
- An upcharge of 10% will apply to Metallic, Mica, Tungsten and special White finishes.

SHIPPING

- MVL25 vertical files are shipped fully assembled.

VERTICAL FILES



2 Drawer Vertical File

MODEL #	DIMENSIONS ^{IN} _{MM}	WEIGHT ^{LB} _{KG}	VOLUME ^{FT³} _{MT³}	LIST PRICE
MVL25201	15.15 x 25 x 29 385 x 635 x 737	62 28.12	9 0.25	\$457

Letter width. Two 25"D drawers. Ball bearing suspension. Recessed angled full pulls. Lock included. Shipped assembled in 1 carton.



2 Drawer Vertical File

MVL25251	18.15 x 25 x 29 461 x 635 x 737	67 30.39	11 0.31	\$481
----------	------------------------------------	-------------	------------	--------------

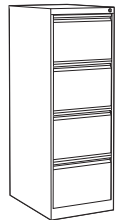
Legal width. Two 25"D drawers. Ball bearing suspension. Recessed angled full pulls. Lock included. Shipped assembled in 1 carton.



4 Drawer Vertical File

MVL25401	15.15 x 25 x 52 385 x 635 x 1321	112 50.8	16 0.45	\$703
----------	-------------------------------------	-------------	------------	--------------

Letter width. Four 25"D drawers. Ball bearing suspension. Recessed angled full pulls. Lock included. Shipped assembled in 1 carton.

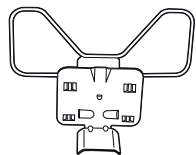


4 Drawer Vertical File

MVL25451	18.15 x 25 x 52 461 x 635 x 1321	122 55.34	18 0.5	\$771
----------	-------------------------------------	--------------	-----------	--------------

Legal width. Four 25"D drawers. Ball bearing suspension. Recessed angled full pulls. Lock included. Shipped assembled in 1 carton.

MVL25 ACCESSORIES



Follower Block

MVLFB	10 x 5 x 9 254 x 127 x 229	1.34 0.61	0.17 -	\$29
-------	-------------------------------	--------------	-----------	-------------

Shipped assembled in 1 carton.



Extra Key

MVLEK	-	0.1 0.05	0.1 -	\$17
-------	---	-------------	----------	-------------

Please specify key number at time of order. Key range W401-W550. Shipped in 1 carton.



GENERAL INFORMATION

- Commercial quality pedestals.
- To be used under a worksurface. May be used in a worksurface supporting application.
- Keylock included with removable core.
- All drawer fronts feature a recessed angled full pull.
- Leveling glides included except on mobile units.
- Box/box/file and file/file models are available.
- Box/box/file and box/file configurations come with one pencil tray.
- Side-to-side hanging file bars are included in file drawers.
- All drawers feature ball bearing suspension.
- Pedestals are 23"D, 27 5/8"H and 15"W.
- Coated with environmentally friendly, recyclable paint, electrostatically applied for a durable finish.
- Meets applicable ANSI/BIFMA standards.
- Canadian made with a Lifetime Warranty.
- Greenguard Certified.

CONSTRUCTION

- Wrap around corners.
- High side walls to accommodate hanging file folders.
- Locks are standard and have removable cores.
- Key locks are random and cannot be specified.
- Four adjustable leveling glides are easily accessible from inside or outside of the pedestal for quick and proper installation.

FINISHES

- MVLPED pedestals are available in Black (BLK), Designer White (DWT), Grey (GRY) and Nevada (NEV) finishes.
- Available in all other Global standard colors at no upcharge, minimum order of 10 pieces (visit officestogo.com to see Global colors). Standard lead time will apply.
- An upcharge of 10% will apply to Metallic, Mica, Tungsten and special White finishes.

SHIPPING

- MVLPED pedestals are shipped fully assembled.

PEDESTALS



Box/Box/File Pedestal

MODEL #	DIMENSIONS ^{IN} _{MM}	WEIGHT ^{LB} _{KG}	VOLUME ^{FT³} _{MT³}	LIST PRICE
MVLW23BBF	15 x 23 x 27.62 381 x 584 x 702	84 38.1	7 0.19	\$507

23" deep. Two box drawers and one file drawer. Suitable for under worksurface use in both surface supporting and non-weight bearing applications. Recessed angled full pulls. Leveling glides. Ball bearing suspension. Includes pencil tray. Lock mounted on right-hand side. Top has four predrilled holes for attaching to worksurface. Shipped assembled in 1 carton.



File/File Pedestal

MVLW23FF	15 x 23 x 27.62 381 x 584 x 702	84 38.1	7 0.19	\$493
----------	------------------------------------	------------	-----------	--------------

23" deep. Two file drawers. Suitable for under worksurface use in both surface supporting and non-weight bearing applications. Recessed angled full pulls. Leveling glides. Ball bearing suspension. Lock mounted on right-hand side. Top has four predrilled holes for attaching to worksurface. Shipped assembled in 1 carton.

MOBILE PEDESTALS



Box/File Mobile Pedestal

MVL19BF	15 x 18.5 x 23.13 381 x 470 x 588	54 24.49	4.5 0.12	\$613
---------	--------------------------------------	-------------	-------------	--------------

19" deep. One box drawer and one file drawer. Recessed angled full pulls. Four hooded casters included. Ball bearing drawer suspension. Includes pencil tray and one set of side-to-side file bars. Counterweight included. Lock mounted on right-hand side. Cushion sold separately, see MVL19C (below). Shipped assembled in 1 carton.



Cushion for Box/File Mobile Pedestal

MVL19C	15 x 18.5 x 2.5 381 x 470 x 64	5 2.27	1.1 0.03	\$138
--------	-----------------------------------	-----------	-------------	--------------

Cushion for **MVL19BF** (above). Attaches to mobile pedestal with Velcro strips (supplied). Can be upholstered in all OTG seating fabrics including Luxhide finishes in polyurethane (PU) mock leather (see page 134). Shipped in 1 carton.

Limited Lifetime Warranty (5-year exceptions apply - see page 138).
In seating applications, weight capacity for this series is 300 lbs.

Alternate textile options: Graded-in textiles are available. No minimum quantities. Contact Customer Service for pricing.



Box/File Mobile Pedestal

MVL23BF	15 x 22.5 x 23.13 381 x 572 x 588	58 26.31	5.4 0.15	\$638
---------	--------------------------------------	-------------	-------------	--------------

23" deep. One box drawer and one file drawer. Recessed angled full pulls. Four hooded casters included. Ball bearing drawer suspension. Includes pencil tray and one set of side-to-side file bars. Counterweight included. Lock mounted on right-hand side. Cushion sold separately, see MVL23C (below). Shipped assembled in 1 carton.

MOBILE PEDESTALS **MODEL #** **DIMENSIONS** ^{IN}/_{MM} **WEIGHT** ^{LB}/_{KG} **VOLUME** ^{FT³}/_{MT³} **LIST PRICE**



Cushion for Box/File Mobile Pedestal

	W x D x H			
MVL23C	15 x 22.5 x 2.5	6	1.1	\$169
	381 x 572 x 64	2.72	0.03	

Cushion for **MVL23BF** (above). Attaches to mobile pedestal with Velcro strips (supplied). Can be upholstered in all OTG seating fabrics including Luxhide finishes in polyurethane (PU) mock leather (see page 134). Shipped in 1 carton.

Limited Lifetime Warranty (5-year exceptions apply - see page 138).
In seating applications, weight capacity for this series is 300 lbs.

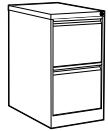
Alternate textile options: Graded-in textiles are available. No minimum quantities. Contact Customer Service for pricing.



Box/Box/File Mobile Pedestal

MVLM23BBF	15 x 22.62 x 27.87	75	5.5	\$639
	381 x 575 x 708	34.02	0.15	

23" deep. Two box drawers drawers and one file drawer. Recessed angled full pulls. Includes one pencil tray. Lock mounted on the right-hand side. Concealer casters. Counterweight included. Shipped assembled in 1 carton.



File/File Mobile Pedestal

MVLM23FF	15 x 22.62 x 27.87	72	5.5	\$625
	381 x 575 x 708	32.66	0.15	

23" deep. Two file drawers. Recessed angled full pulls. Lock mounted on the right-hand side. Concealer casters. Counterweight included. Shipped assembled in 1 carton.



MVL42L



MVL72L

GENERAL INFORMATION

- Commercial quality storage cabinets.
- All doors feature a recessed angled vertical full pull.
- 42”H cabinet comes with two shelves (one fixed and one adjustable).
- 72”H cabinet comes with four shelves (one fixed and three adjustable).
- Bottom pan can also be used as a shelf.
- Leveling glides included.
- Coated with environmentally friendly, recyclable paint, electrostatically applied for a durable finish.
- Meets applicable ANSI/BIFMA standards.
- Canadian made with a Lifetime Warranty.
- Greenguard Certified.

CONSTRUCTION

- Welded one-piece top.
- Locks are standard and have removable cores.
- Key locks are random and cannot be specified.
- Four adjustable leveling glides are easily accessible from inside or outside of the cabinet for ease of adjustment.
- Cabinets are 18”D.

FINISHES

- MVLSTOR storage cabinets are readily available in Black (BLK), Designer White (DWT), Grey (GRY) and Nevada (NEV) finishes.
- Available in all other Global standard colors at no upcharge, minimum order of 10 pieces (visit officestogo.com to see Global colors.) Standard lead time will apply.

ACCESSORIES

- Additional shelf for storage cabinet.

SHIPPING

- MVLSTOR storage cabinets are shipped fully assembled.

STORAGE CABINETS **MODEL #** **DIMENSIONS** ^{IN}/_{MM} **WEIGHT** ^{LB}/_{KG} **VOLUME** ^{FT³}/_{MT³} **LIST PRICE**



Recessed Angled Full Pull Cabinet

W x D x H				
MVLS42L	36 x 18 x 42	100	20	\$629
	914 x 457 x 1067	45.36	0.56	

42" high. One fixed shelf and one adjustable shelf. Bottom pan can also be used as a shelf. Two door hinged storage cabinet. Recessed angled vertical full pulls. Lock and leveling glides included. Shipped assembled in 1 carton.



Recessed Angled Full Pull Cabinet

MVLS72L	36 x 18 x 72	135	36	\$850
	914 x 457 x 1829	61.23	1.01	

72" high. One fixed shelf and three adjustable shelves. Bottom pan can also be used as a shelf. Two door hinged storage cabinet. Recessed angled vertical full pulls. Lock and leveling glides included. Shipped assembled in 1 carton.

ADDITIONAL SHELF



Additional Shelf for Storage Cabinet

MVLFWS	36 x 18 x 0.75	7	0.4	\$99
	914 x 457 x 19	3.18	0.01	

Extra shelf for storage cabinets. Available in finishes to match cabinet. Shipped in 1 carton.

Textiles & Finishes

Care and Cleaning

Textiles

Fabrics: To extend the life of your seating upholstered in fabric, regularly dust the chair to prevent airborne particles from penetrating the fabric surface.

For light soiling, use a damp cloth and blot the spot with very light pressure, taking care never to soak the fabric. Dry with a clean cloth by blotting - never rub fabric. More intense stains can be treated the same way, but with a mild detergent. Always test fabric first in an unseen area before using any cleaning method.

Luxhide bonded leather: For regular cleaning, simply use a soft damp cloth, taking care not to soak the leather. For more thorough treatment, soak a soft cloth in a mild soap solution and wipe surface in a light circular motion. Repeat with clean water. Allow to dry and polish with a soft dry cloth. Do not use detergents, aerosol sprays or other polishes.

Hard Surfaces

Laminate & painted metal finishes: Wipe the surface with a clean soft damp cloth; if needed, a mild soap solution (i.e. Ivory dishwashing liquid) can be used. To prevent streaks, dry the surface with a clean dry soft cloth moving in a circular motion.

-
- **Water-based cleaner (W):** Spot clean, using the foam only from a water-based cleaning agent, such as a mild detergent or non-solvent upholstery shampoo product. Apply foam with a soft brush in a circular motion. Vacuum when dry. Pretest small area before proceeding.
 - **Solvent cleaner (S):** Spot clean, using a mild water-free solvent or dry cleaning product. Clean only in a well-ventilated room and avoid any product containing carbon tetrachloride or other toxic materials. Pretest a small area before proceeding.
 - **Water/solvent cleaner (WS):** Spot clean with a mild solvent, an upholstery shampoo, or the foam from a mild detergent. When using a solvent or dry cleaning product, follow instructions carefully and clean only in a well-ventilated room. Avoid any product that contains carbon tetrachloride or other toxic materials. With either method, pretest a small area before proceeding.
 - **Vacuum only (X):** Clean this fabric only by vacuuming or light brushing to prevent accumulation of dust and grime. Water-based foam cleaning agents of any kind may cause excessive shrinking, staining, or distortion of the surface pile and therefore, should not be used.
 - These recommendations and codes were developed by fabric specialists. However, because of the various ways fabric can be stained or damaged, there is no guarantee that the results will be completely successful. Use suggested methods on your own responsibility. To help prevent overall soil, frequent vacuuming or light brushing to remove dust and grime is recommended. Use professional furniture cleaning service when overall soiled condition has been reached.

TEXTILES AND FINISHES

SEATING UPHOLSTERY

BANTAM

Apple (BM21)	Cosmic (BM25)	Dove (BM23)	Firelight (BM26)	Ghost (BM22)	Ginger (BM27)
Iron (BM24)	Rabbit (BM20)	Tropical (BM28)			

Bantam is a durable, bleach cleanable (9:1) vinyl, but due to the stiff nature of the textile, this vinyl is prone to bunching and will not upholster as smoothly as other coverings in the following series. Beta, Danio, Full-Time, M-Task, Minto, Part-Time, Soda, Stradic and Tami.

CARRERA

Aspen (CE88)	Azure (CE91)	Charcoal (CE98)	Chili (CE92)	Dune (CE89)	Flannel (CE90)
Ink (CE95)	Java (CE97)	Jute (CE93)	Rainforest (CE87)	Sangria (CE96)	Savannah (CE85)
Slate (CE86)	Zest (CE84)				

DOBBY

Berry (DB39)	Black (DB42)	Bonsai (DB31)	Charcoal (DB38)	Cloud (DB32)	Corfu (DB36)
Medium Taupe (DB37)	Pewter (DB34)	Royal (DB40)	Sand (DB33)	Santa Fe (DB35)	Snowcap (DB30)
Titanium (DB41)					

FUSION

Aqua (FU75)	Cadet (FU79)	Carbon (FU85)	Cobalt (FU83)	Flax (FU84)	Fresh (FU72)
Granite (FU77)	Graphite (FU81)	Moss (FU73)	Oasis (FU80)	Poppy (FU78)	Sandstone (FU76)
Tangerine (FU71)	Tomato (FU74)	Viola (FU82)			

ILLUSION

Cappuccino (II01)	Cayenne (II06)	Currant (II10)	Dusk (II08)	Ebony (II13)	Fiji (II11)
Hemp (II05)	Maui (II07)	Ozone (II12)	Paprika (II02)	Smoke (II09)	Tropic (II03)
Wicker (II04)					

JENNY

Admiral (JN08)	Berry (JN31)	Cascade (JN28)	Charcoal (JN11)	Ebony (JN02)	Green Grass (JN32)
Harvest (JN29)	Melon (JN30)	Midnite (JN01)	Oatmeal (JN26)	Roast (JN33)	Silver Lining (JN25)
Slate (JN03)	Sunflower (JN27)	Vermillion (JN07)			

LUXHIDE BONDED LEATHER

Black (PU30/BL20)	Burgundy (PU36/BL26)	Charcoal (PU37/BL27)	Dark Brown (PU34/BL24)	Light Grey (PU41/BL34)	Parchment (PU32/BL22)
Saddle (PU33/BL23)	White (PU38/BL28)				

Luxhide is made up of leather, polyurethane and a poly-cotton weave. This durable covering has the look and feel of top grain leather. Luxhide Offices to Go chairs are upholstered using bonded leather on the seating surfaces. Matching synthetic leather may be used on the back and trim.

MESH FABRIC - AVRO AND IBEX

Black (MS69) - Avro, Ibex	Natural (MS74) - Avro	Stone (MS71) - Avro
---------------------------	-----------------------	---------------------

QUILT

Black (QL10)	Cadet (QL23)	Charcoal Grey (QL11)	Cocoa (QL29)	Daisy (QL25)	Dune (QL21)
Feather (QL20)	Geranium (QL24)	Meadow (QL22)	Navy (QL14)	Punch (QL27)	Quest (QL26)
Silver (QL19)	Tangerine (QL28)	Wine (QL16)			

TERRACE

Apple (TC66)	Bluebell (TC65)	Cerise (TC68)	Cherry Blossom (TC64)	Cobble (TC63)	Echo (TC74)
Flirt (TC73)	Glacier (TC75)	Haze (TC67)	Ironwork (TC71)	Pine Cone (TC72)	Shadow (TC62)
Tigerlily (TC61)	Twilight (TC69)	Wintergreen (TC70)			

TRAK

Apple (TK47)	Carbon (TK52)	Cement (TK43)	Copper (TK45)	Latte (TK42)	Merlot (TK49)
Midnight Sky (TK50)	Mocha (TK51)	Mustard (TK41)	Silver (TK44)	Steel (TK48)	Taupe (TK40)
Teal (TK46)					

URBAN

Beach Day (UR15)	Black Coal (UR22)	Blue Bayou (UR12)	Boardwalk (UR16)	Brown Bridge (UR18)	Earth (UR17)
Gravel Road (UR21)	Granite Rock (UR20)	Green Glass (UR13)	Ocean Blue (UR11)	Red Rose (UR10)	Sandcastle (UR14)
White Sand (UR19)					

WATERFALL

Dance (WA54)	Grand (WA50)	Imagine (WA44)	Magestic (WA52)	Pacific (WA53)	Prism (WA48)
Rainforest (WA46)	Rumble (WA47)	Rushing (WA51)	Sky (WA45)	Splash (WA42)	Trance (WA40)
Tranquility (WA49)	Tryst (WA41)	Victoria (WA43)			

SEATING UPHOLSTERY (cont'd)

WAVELENGTH

Bluejay (WV14)	Cancun (WV09)	Corfu (WV13)	Flame (WV04)	Lime (WV01)	Mesa (WV07)
Mint (WV02)	Moonrock (WV11)	Mykonos (WV05)	Panther (WV15)	Plasma (WV08)	Quartz (WV10)
Rubine (WV12)	Savannah (WV06)	Stone (WV03)			

ALTERNATIVE TEXTILE OPTIONS

Offices to Go seating is available in a variety of upholstery options which are specific to each series. Please see individual series details for available textiles, colors and graded textile options.

FILING FINISHES

Black (BLK)	Designer White (DWT)	Grey (GRY)	Nevada (NEV)
-------------	----------------------	------------	--------------

LAMINATE FINISHES - CRAFT TABLES, IONIC BENCHING, PASHLEY AND SODA TABLES

Absolute Acajou (ACJ)	Asian Night (ASN)	Avant Cherry (AWC)	Avant Honey (AWH)	Clear Maple (CMB)	Dark Espresso (DES)
Designer White (DWT)	Noce Biondo (NBL)	Noce Grigio (NGL)	Noce Leggero (NEL)	Noce Medio (NML)	White Chocolate (WHC)
Winter Cherry (WCR)					

LAMINATE FINISHES - NEWLAND

Absolute Acajou (ACJ)	Asian Night (ASN)	Dark Espresso (DES)	Designer White (DWT)	Noce Biondo (NBL)	Noce Grigio (NGL)
Noce Leggero (NEL)	Noce Medio (NML)	White Chocolate (WHC)	Winter Cherry (WCR)		

NEWLAND TACKBOARDS

Blue Mist (LL14)	Caramel Cream (LL12)	Cinder (LL37)	Granite (LL36)	Medium Taupe (LL11)	Sandstone (LL38)
Spray (LL35)					

METAL LEG FINISHES - NEWLAND, IONIC BENCHING AND IONIC BENCHES

Black (TBL)	Designer White (TDW)	Tungsten (TTU)
-------------	----------------------	----------------

OFFICES TO GO TERMS AND CONDITIONS

Offices to Go (OTG) is a division of Global Furniture Group ("Global") focused on providing high-value products for the budget minded business. This illustrated list price book has been designed to facilitate fast reference and easy use. Products are categorized into "seating", "desks + tables", "accessories" or "filing" and are listed numerically within their categories. The line drawings match actual photographs (where possible) to aid in instant recognition of the total range within a series.

Sales of OTG products are made only on Global's standard Terms and Conditions of sale which are contained in this list price book. The "Purchaser" in these Terms and Conditions shall refer to Dealers and those who originally purchase directly from Global for use or re-sale. These standard Terms and Conditions may be modified or supplemented only by a separately written document signed by Global's authorized personnel at its head office in Toronto, Ontario, Canada. Any term or condition contained in any purchase order or other form used by the Purchaser to order goods (including standard, printed language) which is different from, in addition to, or in any way inconsistent with Global's standard Terms and Conditions shall be of no force or effect whatsoever.

All illustrations, specifications and prices in this list price book are based on the latest product information available at time of publication. Global reserves the right to make changes at any time and without prior notice to prices, colors, materials, specifications and models offered.

Description

Each product shown or described in this list price book is standard OTG product. Available options are noted at the beginning of each series. Available options may require additional delivery time and cost, and may affect the warranty given. Sizes and weights shown are approximate and are subject to slight changes from time to time.

Prices and Payment

The prices shown in this list price book as well as those quoted by Global, are in Canadian dollars for orders shipped to destinations in Canada.

If shipping date requested is more than 90 days from date of order, Global shall reserve the right to use published list prices effective at time of shipment.

Orders are invoiced at time of shipment. Terms of payment are net 30 days from date of invoice unless otherwise stated. The Purchaser agrees that Global shall reserve the right to enforce a charge amounting to 1.5% per month (18% per year) on invoices outstanding more than 30 days.

If the Purchaser's most recent annual net volume is less than \$5,000, Global may suggest payment be made in advance.

All orders are subject to the Purchaser complying with Global's prevailing credit policy.

Any products sold by Global shall remain the property of Global until fully paid.

Prices are suggested list prices only and are subject to change without notice. Global will, however, attempt to keep the Purchasers up-to-date on all developments including price changes.

Taxes

All prices shown in this list price book are exclusive of sales, use, excise, HST and other applicable taxes and duties which may be the Purchaser's responsibility as per the invoice issued by Global. If the Purchaser claims an exemption from such taxes, it shall be the Purchaser's responsibility to furnish Global with an appropriate exemption certificate at time of order.

Ordering Information

Global requires that all orders be submitted in writing and will be acknowledged on Global's acknowledgement forms governing the transaction.

The details appearing on this acknowledgement will describe the items to be shipped and the approximate shipping date. It is the Purchaser's responsibility to determine that the information in the acknowledgement is correct. In the event of an error, the Purchaser must notify their Global Customer Service representative immediately by telephone followed by written confirmation. Shipping dates are assigned to orders based on the items having the longest manufacturing lead time (unless instructed to partial ship).

At time of order, please provide the following information:

1. Account number (if possible)
2. PO number
3. "Bill to" and/or "Ship to" and name and address
4. Complete model number and selected options including textiles/finishes
5. Special instructions and tag information
6. Shipping instructions, please indicate:
 - a. pick up
 - b. Global trailer program
 - c. common carrier, provide name of carrier, your account number

The above points will be checked by Global for accuracy. Global will process orders using the codes provided by the Purchaser. Price discrepancy is the responsibility of the Purchaser. The Purchaser must notify Global prior to invoicing.

The Purchaser is responsible for providing correct information at time of order. If no option(s) are selected the system will default to standard feature(s). Orders with missing/incorrect information (finish, etc.) will be put on hold until all information is complete. Orders will be scheduled for manufacturing upon receipt of complete information.

Changes and Cancellations

After the date of Global's acknowledgment of the Purchaser's order, the order may not be changed or cancelled by the Purchaser without the written consent of Global. Textile-covered items are considered to be in production once the textile is scheduled for cutting. Other standard items already in production are subject to a minimum 35% cancellation charge.

Errors and Omissions

All quotations, acknowledgements and invoices are subject to corrections for any errors and omissions.

Casters

The list price book specifies the caster which comes standard with each chair model. Most chairs are equipped with C9 or C65 casters which are best used on carpeted surfaces. If it is intended to use the product on hard surfaces such as ceramics, concrete, linoleum or hardwood, it is recommended to use different casters. It is the responsibility of the customer to determine the standard caster for a particular product and whether such caster is appropriate for the given application.

File Finishes

There is no upcharge on any standard file finish, minimum order quantity is 10 pieces. Any non-standard file finish must be approved by Global prior to acceptance of order and may be subject to an upcharge.

An upcharge of 10% will apply to Metallic, Mica, Tungsten and any non-standard White finishes regardless of the number of units ordered.

Upholstery Coverings

Slight variations in color may occur between dye lots. Although Global attempts to minimize these variances, they do occur and must be accepted as normal and will not be considered defects.

Weight

For seating products, unit weight and carton weight are provided. For casegood products, carton weight is provided.

Delays

Global's order acknowledgment will state a shipping date which is Global's best estimate at the time the order is acknowledged. However, Global shall not incur any obligation or liability to the Purchaser for failure to ship by specified date unless Global has agreed to an unequivocal shipping date in a separately signed written document executed by its authorized personnel at its head office. In addition, Global will not be liable for any loss or damage resulting from any delay or failure in shipment or other failure to perform all or any part of the agreement between the parties with respect to the goods shown on the face of the order acknowledgement where such delay, failure, loss or damage is the proximate result of any act of any governmental authority or political subdivision thereof, revolution, riot, civil disorder or disturbance, delay or default in transportation, strike disputes among or between labor unions or other labor disputes, delay or inability in obtaining materials and facilities, fire, flood, act of God or any cause not within the reasonable control of Global.

Free on Board (FOB)

FOB point is Global's Factory, Toronto, Ontario, Canada.

Courier Type Shipments

This symbol is used to indicate that the adjacent product can be sent by courier type shipments, such as Federal Express, Purolator, CanPar and UPS.

Shipping

The Purchaser must select, at time of order, one of two methods of freight payment. Global will make no end-user shipments unless special arrangements have been made.

1. FOB point of shipment, freight collect - pick up and common carrier.
2. FOB point of shipment, freight prepaid and invoiced to the Purchaser - Global Trailer Program.

All deliveries are dock to dock.

Service

Service requests are normally the responsibility of Global's authorized Dealers. Where this cannot be accomplished on a local level, service problems should be referred to Global's Customer Service Department.

Global/Express (Canada)

Tel: (905) 660-5101 or 1-800-567-8901

Fax: (905) 660-4759 or 1-800-375-5134

Global International

Tel: (416) 661-3660

Fax: (416) 661-661-0983 or 1-877-585-5579

Returns

No returns of goods will be accepted without written consent and shipping instruction from Global. A minimum re-stocking charge of 35% is made on all authorized returns for credit or refund, provided goods are received by Global in the condition in which they left the factory. This may increase depending on the type of product. Global's Return Goods Authorization (RGA) numbers must appear prominently on all authorized returns. Global will not be responsible for return freight costs. No credit will be given if goods cannot be reused as new. Special order items, non-stock items and COM products are in no event subject to return. All returns must be approved and authorized in writing by Global Customer Service. Global reserves the right to refuse delivery of any unauthorized returns.

Claims

All goods are sold FOB plant or Global Distribution Center. Global is not responsible for damage which occurs in transit (or in storage). The carrier signs for all goods received in apparently good order. It is the Purchaser's responsibility to examine goods upon receipt and to file any claims with the carrier for losses or damage to the product occurring during transit, including concealed damage.

Any claims made against Global for apparent defects, errors or shortages must be made by the Purchaser, in writing, within 15 working days after any delivery. Failure by the Purchaser to make any claim against Global within 15 days shall constitute acceptance of the goods and a waiver of any apparent defects, errors or shortages.

Suspension

In the event that the Purchaser defaults in the payment of any sum due to Global, or in the event the Purchaser's financial condition becomes unsatisfactory to Global, Global shall have the right to defer or discontinue shipment of any goods until such time as the default is cured or the Purchaser provides assurance of payment to Global.

Copyright

All catalogs, photographs, drawings, list price books and other printed materials are protected by copyright. All rights reserved.

Trademarks

All trademarks are owned by Global Furniture Group.

Designs and Patents

Many of the products produced by Global are protected by design registrations, design patents and/or patents. Design and specifications are subject to change, discontinuance or additions without notice.

For a full listing of issued trademarks, please visit officestogo.com.

Cubic Measure

The stated volume is an approximate cubic foot measure that may be used to calculate freight costs. The figure shown is the total shipping volume of a unit (e.g. if a part is sent in 2 cartons the volume indicated reflects both cartons together) and is subject to change without notice. It is most economical to purchase the specified number per carton.

Combined Shipments

Global will make every effort to combine shipments and orders on written request. However, Global cannot be held responsible where such requests are not complied with.

Offer of Sale

Possession of this list price book or any other literature shall not imply the company's willingness to sell to the holder and shall not be construed as a direct offer of sale.

If a conflict arises between: (i) prices found in software support packages furnished to the customer by Global or by any other source on behalf of Global; and (ii) Global's current pricing found on Global's website, then the most current shall prevail.

Testing Qualifications

Many Global products pass or exceed the most stringent industry testing standards.

Disclaimer

Metric dimensions are provided for reference only. In the event that there is a discrepancy between imperial measurements and metric measurements, imperial measurements shall prevail. Prices shown are current manufacturer's suggested list prices at time of printing. Updated pricing is available on Global's website. All applicable taxes are extra. Descriptions, specifications and prices are subject to change without notice. Errors and omissions are subject to correction.

Fire Rating

The state of California recently repealed CAL TB133, but requests for it may still occur until local fire codes are updated and/or a national standard is declared. Global will no longer test products to meet CAL TB133.

The industry is supporting the adoption of CAL TB117-2013 as the accepted fire standard and will be what Global can support.

CAL TB117 outlines performance standards and methods for testing the smolder resistance of cover textiles, barrier materials, filing materials and decking materials used in upholstered furniture. This is done by a "cigarette test".

CAL TB117-2013 does not require a fire blocker or any additional components to achieve the rating. All Global foams and textiles (carded & GPM) meet CAL TB117-2013 requirements without any harmful chemicals. Global can provide third party CAL TB117-2013 certifications upon request for any textile or foam by model.

Often the Fire Marshal will request 'NFPA 261', however, this is not a test required by our industry or provided by Global. CAL TB117-2013 is the equivalent and can be accepted at the discretion of the Fire Marshal.

WARNING - SEATING PRODUCTS TO PREVENT PRODUCT FAILURE AND POSSIBLE INJURY:

Ensure that the appropriate selection is made for the intended use of the chair including user's weight. Some chairs are not recommended for users above a certain weight. Frequently inspect the chair for visible cracks and tighten all screws, bolts and adjustable knobs. If the chair is damaged or unstable, immediately remove it from service. Any information or suggestions concerning applications, specifications or compliances with codes and standards is provided solely for your convenient reference and without any representation as to accuracy or suitability. Global disclaims any legal responsibility. The user must verify and test the suitability of any information or products for his specific application. Global reserves the right to change the Terms and Conditions in the list price book without notice.

This list price book is effective as of January 1, 2025.

For periodic updates, please check the list price book PDF at officestogo.com. Global warrants that all commercial products are free from defects in material and workmanship, for the life of the product, to the original Purchaser.

OFFICES TO GO LIMITED WARRANTY

Global warrants that all commercial products are free from defects in material and workmanship. Global will repair or replace, at Global's option, as the sole remedy for any defect covered by the warranty.

Global makes no warranty that any of its products are suitable for any particular purpose and makes no other warranties, express or implied, other than those set out here. As codes and standards vary from one jurisdiction to another, references to compliance are solely for convenience and without any representation as to accuracy or suitability. Users must verify the suitability of such information or product for their specific application. In no event shall Global be liable in either tort or contract for any loss or direct, special, incidental, consequential or exemplary damages.

OTG Warranty Summary

OTG Product Type	Components Warranty For Original Purchaser	Exceptions
General seating use time for coverage: 8 hours/5 days per week, for users weighing up to 300 lbs.	15 years (metal frames, non-moving metal components)	Products with MVL prefix*: 5 years - upholstery, textiles, mesh, foam, pneumatic lifts, mechanisms (and other moving parts), casters, frames, plastic components <i>*including Lumi, Safari and Gennex</i> Products with OTG prefix: 2 years - upholstery, textiles, mesh, foam, pneumatic lifts, mechanisms (and other moving parts), casters, frames, plastic components, non-moving metal components
Heavy duty seating use time for coverage: 8 hours/5 days per week users up to 350 lbs. or 400 lbs. Note: Raven 400 (OTG10703B) is warranted for multiple shift application (24 hours a day/7 days a week)	5 years (metal frames, non-moving metal components)	Products with MVL prefix: 5 years - upholstery, textiles, mesh, foam, pneumatic lifts, mechanisms (and other moving parts), casters, frames, plastic components, non-moving metal components Fabric or upholstery material on these products must exceed 100,000 double rubs for textile portion of the warranty to apply. Products with OTG prefix: 2 years - upholstery, textiles, mesh, foam, pneumatic lifts, mechanisms (and other moving parts), casters, frames, plastic components, non-moving metal components
Lite-Lift folding chairs and tables use time for coverage: Lite-Lift chairs - 8 hours/5 days per week users up to 200 lbs.	1 year	
Metal files and storage	15 years	
Desking, tables and benching	15 years	5 years - electrical devices, moving parts
Electric height adjustable bases	5 years	
Non-electric height adjustable bases	3 years	
Accessories	3 years	2 years - electrical devices, moving parts
Panels and tackboards	15 years	5 years - panel textiles

OTG's limited warranty does not apply (for any product category) to the following:

- Nominal or normal amount of wear and tear that can occur over time
- Failures which result from negligence, abuse, accident or misuse
- Failure to apply, install or maintain products according to Global's written instructions and warnings
- Modifications, attachments or repair methods not approved by Global
- Damage caused by a carrier in transit, or delivery/installation contractors
- The matching of colors, grains or textures (wood, leather, etc.) of natural materials
- Products exposed to extreme hot or cold temperatures or excessively dry or humid environments
- Color fastness or the matching of color of textiles, dye lots of textile can vary
- Damage by markings or staining; damage by sharp objects or imprinting from instruments
- Damage to textiles or laminate and wood surfaces/edges from exposure to sunlight (including UV rays)
- Products not purchased directly from authorized Global resellers
- Products used for rental purposes
- Purchased parts are warranted for one (1) year
- Failure to follow specific cleaning and disinfecting instructions posted on officestogo.com

OTG's warranty does not cover the costs of transportation or labor. Repair or replacement will be at Global's discretion.

Textiles and Finishes

Please refer to our website at officestogo.com for detailed information on cleaning and disinfecting procedures. Improper usage of disinfecting/cleaning products may void the warranty. Global textiles and finishes are updated periodically to meet the demand and trends of the market. As a result, some textiles and finishes may be discontinued by Global or the manufacturer. In the event that a textile or finish is discontinued, Global will make every reasonable effort to provide an alternative product(s) of comparable function.

HANDLE NS	99	H	MLDD48DSE	109	MVL2803	42	MVL11704	36	MVLW23FF	128	NL6423HAT	105
M1930PXBFB	122	M	MLDD48DST	108	MVL2804	43	MVL11705	36	NL23BBF	97	NL6429HAT	105
M1936PXBFB	122		MLDD54DSE	109	MVL2806	43	MVL11711	24	NL23FF	97	NL6612MPT	93
M19301XSN	122		MLDD54DSQ	109	MVL2807	43	MVL11712	24	NL23HBF	97	NL6618WDL	99
M19361XSN	122		MLDD54DST	108	MVL2808	43	MVL11716	21	NL24RHLEG	92	NL6618WDR	99
ML35SCDK	31		MLDD60DSE	109	MVL2809	43	MVL11722	56	NL30RX	100	NL6624C	95
ML48WCB2	108		MLDD60DSQ	109	MVL2809BSMU	44	MVL11723	56	NL30RX22	100	NL6624DHL	92
ML54WCB2	108		MLDD60DST	108	MVL2809BSUU	44	MVL11724	10	NL30RX42	100	NL6630DHL	94
ML60WCB2	108		MLDD66DSE	109	MVL2811	44	MVL11725	10	NL30SX	101	NL6630DMS	95
ML65TB	95		MLDD66DSQ	109	MVL2813	44	MVL11730	73	NL30SX22	101	NL6630RMS	95
ML66WCB2	108		MLDD66DST	108	MVL2814	45	MVL11732	73	NL32DRL	94	NL6636CER	95
ML71TB	95		MLDD72DSE	109	MVL2816	45	MVL11733	73	NL35DRL	94	NL7023HAT	105
ML72WCB2	108		MLDD72DSQ	109	MVL2817	45	MVL11735	74	NL36H0	94	NL7029HAT	105
ML1324DMF	102, 117		MLDD72DST	108	MVL2818	45	MVL11742	74	NL36PHLD	94	NL7212MPT	93
ML1324UMF	103, 117		MLDFFPK	110	MVL2819	45	MVL11743	74	NL36RX	100	NL7224C	95
ML1330DMF	102, 117		MLDTP3224	118	MVL2819C	46	MVL11860	68	NL36RX22	100	NL7224DHL	92
ML1330UMF	103, 117		MLFSP3260	118	MVL2821	46	MVL11870	61	NL36RX42	100	NL7224FT	101
ML1336DMF	102, 117		MLIR30B	105	MVL2823	46	MVL11886	25	NL36SX	101	NL7230D	94
ML1336UMF	103, 117		MLIR30R	105	MVL2824	46	MVL11888	25	NL36SX22	101	NL7230DHL	92
ML1342DMF	102, 117		MLM0CP	110	MVL2826	46	MVL13007	29	NL36SX42	101	NL7236CER	95
ML1342UMF	103, 117		MLPCHK	110	MVL2827	46	MVL13008	29	NL42R	100	NL7236DMS	95
ML1348DMF	102, 117		MLPPWA	110	MVL2828	47	MVL13009	30	NL42RX	100	NL7236RMS	95
ML1348UMF	103, 117		MLSCFKP	111	MVL2831	47	MVL13010	30	NL42SX	101	NL7242BD	94
ML1354DMF	102, 117		MLSFPPK	110	MVL2831BSMU	47	MVL13011	30	NL49BC	99	NL36243QHR	104
ML1354UMF	103, 117		MVCOVS1UB	32, 119	MVL2831BSUU	47	MVL13012	30	NL65H0	94	NL42243QHR	104
ML1360DMF	102, 117		MVCOVS1US	32, 119	MVL2831C	47	MVL13016	66	NL66BC	99	NL48243QHT	104
ML1360UMF	103, 117		MVCOVSM2B	32, 119	MVL2832	48	MVL13017	66	NL71H0	94	NL60243QHT	104
ML1366DMF	102, 117		MVCOVSM2S	32, 119	MVL2832C	48	MVL13021	31	NL96BT	100	NL60303QHT	104
ML1366UMF	103, 117		MVL1SDEH	116	MVL2836	62	MVL13022	31	NL120BT	100	NL72243QHT	104
ML2418CDK	31		MVL2SDEH	116	MVL2837F	62	MVL13023	66	NL144BT	100	NL72243QHT	104
ML2420CDKP	32		MVL19BF	128	MVL2846F	62	MVL13040	60	NL2819PPT	101	NLMP23BBF	97
ML3019LT	123		MVL19C	128	MVL2847F	62	MVL13051	69	NL3024RHL	92	NLMP23BFF	97
ML3619LT	123		MVL23BF	128	MVL2900	40	MVL13052	69	NL3523RHT	105	NLMP23BFF	97
ML4824OGD	112		MVL23C	129	MVL2911	55	MVL13085	13	NL3612MPT	93	NLMP23BFF	97
ML4830OGD	112		MVL1105	59	MVL2912	55	MVL13086	13	NL3623LF	98	OTG1220B	34
ML4850DSE	107		MVL1110	59	MVL2913	55	MVL25201	126	NL3623MS	98	OTG1221B	34
ML4850DST	106		MVL1616	70	MVL2914	56	MVL25401	126	NL3624B	92	OTG3915	27
ML4862DES	108		MVL1617	70	MVL3101	16	MVL25451	126	NL3624DHL	92	OTG3920B	35
ML4862DST	107		MVL1930C	124	MVL3103	16	MVLBC36-4	123	NL3624FB	96	OTG3930B	35
ML5450DSE	107		MVL1936C	124	MVL3104	17	MVLBC36-5	123	NL3624FT	98	OTG10703B	63
ML5450DST	106		MVL1936M2	123	MVL3106	17	MVLCPU	117	NL3624MST	98	OTG10740	57
ML5462DSE	108		MVL1936P2	122	MVL3107	17	MVLEK	124, 126	NL3624RHL	92	OTG10902	49
ML5462DST	107		MVL1936P3	122	MVL3108	17	MVLFBB	126	NL3624SCT	98	OTG10920	67
ML6019LT	123		MVL1936P4	122	MVL3109	17	MVLFRT48	114	NL4123RHT	105	OTG11340	41
ML6024OGD	112		MVL1936P5	122	MVL3111	18	MVLFRT48D	114	NL4212MP	96	OTG11351AB	77
ML6030OGD	112		MVL1960C	124	MVL3113	18	MVLFRT60	114	NL4224B	96	OTG11351G	77
ML6050DSE	107		MVL1966C	124	MVL3114	18	MVLFRT72	114	NL4224FB	96	OTG11360	51
ML6050DST	106		MVL1972C	124	MVL3116	18	MVLFRT96	114	NL4224R	96	OTG11510B	23
ML6062DSE	108		MVL2718	22	MVL3117	18	MVLFW5	131	NL4224RHL	92	OTG11531B	65
ML6062DST	107		MVL2719	22	MVL3118	19	NL4224RIS	96	NL4623HAT	105	OTG11613B	64
ML6619LT	123		MVL2720	33	MVL3119	19	NL4623HAT	105	NL4629HAT	105	OTG11616B	11
ML6636FFP	110		MVL2721	33	MVL3121	19	NL4812MP	96	NL4812MPT	93	OTG11631B	65
ML6648FFP	110		MVL2723	33	MVL3123	19	NL4812MPT	93	NL4824B	92	OTG11670B	50
ML6650DSE	107		MVL2728	22	MVL3124	19	NL4824DHL	92	NL4824FB	96	OTG11674	53
ML6650DST	106		MVL2729	22	MVL3126	20	NL4824FT	101	NL4824R	96	OTG11842	114
ML6660FFP	110		MVL2732	12	MVL3127	20	NL4824RHL	92	NL4824RIS	96	OTG11858B	15
ML6662DSE	108		MVL2732-9	12	MVL3128	20	NL5223HAT	105	NL5229HAT	105	OTG12112B	50
ML6662DST	107		MVL2733	12	MVL3129	20	NL5229HAT	105	NL5412MPT	93	OTG13020	11
ML7219LT	123		MVL2733-9	12	MVL3191	37	NL5412MPT	93	NL5424DHL	92	OTG13026	64
ML7224OGD	112		MVL2747	58	MVL3192	37	NL5424RHL	92	NL5823HAT	105	OTG13110	51
ML7230OGD	112		MVL2748	58	MVL3196	37	NL5823HAT	105	NL5829HAT	105	OTGMA2	116
ML7250DSE	107		MVL2749	58	MVL3197	38	NL6024DHL	92	NL6012MPT	93		
ML7250DST	106		MVL2756	60	MVL3197U	38	NL6024FT	101	NL6024DHL	92		
ML7262DSE	108		MVL2776	53	MVL6070	71	NL6024FT	101	NL6030D	94		
ML7262DST	107		MVL2778	75	MVL6070HA	71	NL6030DHL	92				
ML9650DSQ	107		MVL2779	75	MVL6070NA	71						
ML9662DSQ	107		MVL2780	14	MVL6070A	71						
ML10850DSQ	107		MVL2781	14	MVL6074	72						
ML10862DSQ	107		MVL2782	14	MVL6074HA	72						
ML12050DSQ	107		MVL2784	23, 33, 70, 76	MVL6074NA	72						
ML12062DSQ	107		MVL2785	28	MVL6076	72						
ML13250DSQ	107		MVL2786	75	MVL6076HA	72						
ML13262DSQ	107		MVL2787	23	MVL6076NA	72						
ML14450DSQ	107		MVL2789	75	MVL6076NA	72						
ML14462DSQ	107		MVL2796	76	MVL11703	36						
MLDCFKP	111		MVL2799	76								
			MVL2801	42								

GLOBAL OFFICES IN CANADA

Head Office

560 Supertest Road
Toronto, Ontario
M3J 2M6
T (416) 650-6500

Toronto Sales Office

1350 Flint Road
Toronto, Ontario
M3J 2J7
T (416) 661-3660

SHOWROOMS

Calgary

237 8th Avenue SE, Suite 302
Calgary, Alberta
T2G 5C3
T (403) 250-7770

The Blueprint Montreal

1010 Sainte-Catherine Street W, Mezz 2
Montreal, Quebec
H3B 1E7
T (514) 866-4331

Vancouver

675 West Hastings Street, Suite 1000
Vancouver, British Columbia
V6B 1N2
T (604) 432-1701

Edmonton

10158 103 Street NW, Suite 201
Edmonton, Alberta
T5J 0X6
T (780) 444-8922

Toronto

1350 Flint Road
Toronto, Ontario
M3J 2J7
T (416) 661-3660

Winnipeg

111 Lombard Avenue, Suite 220
Winnipeg, Manitoba
R3B 0T4
T (204) 925-3350

Halifax

1061 Marginal Road, Suite 120
Halifax, Nova Scotia
B3H 4P7
T (902) 422-7434

Ottawa

251 Laurier Avenue W, Suite 400
Ottawa, Ontario
K1P 5J6
T (613) 234-2881
Please call ahead to book an appointment.



The Global Group, 1350 Flint Rd., Toronto ON Canada M3J 2J7
Sales & Marketing: Tel (1-877) 446-2251
Customer Service: Fax (800) 361-3182

www.officestogo.com