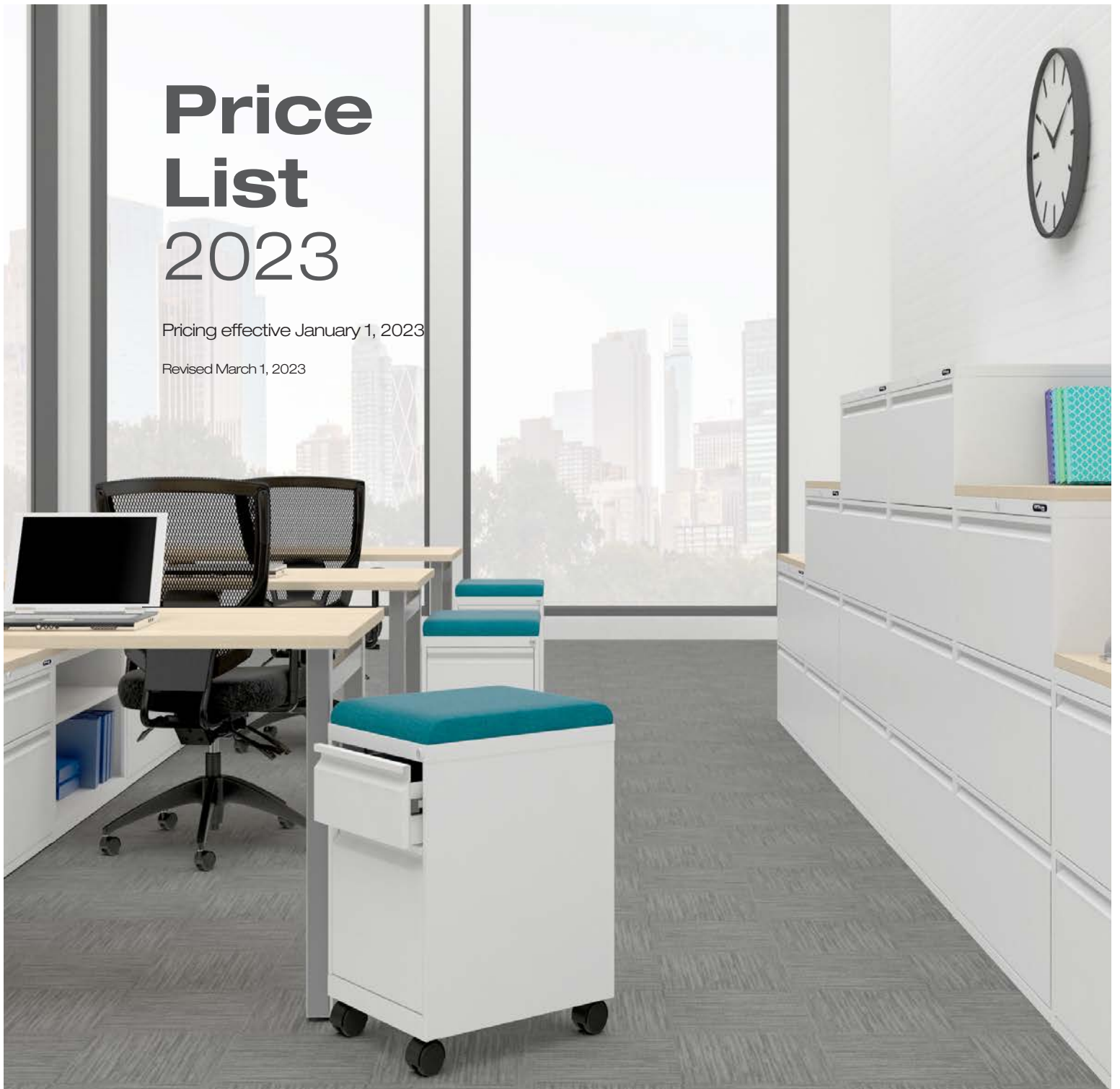


Price List 2023

Pricing effective January 1, 2023

Revised March 1, 2023



OfficestoGo

introduction

Offices to Go™, a division of Global Furniture Group has been a primary source of value-minded office furniture solutions since its inception in 2007.

We offer a wide variety of products including seating, desks, tables, files and ergonomic accessories. Offices to Go products offer high-value and are built to commercial quality standards to protect your long-term investment.

Most models are Canadian made, while others are imported. In both cases, all Offices to Go products are manufactured exclusively in certified factories and have been tested in compliance with ANSI and BIFMA standards. We are committed to producing products in the most sustainable ways and ensuring they pass strict quality testing.

Seating - Offices to Go chairs provide exceptional comfort and design. Choose from a variety of multi-purpose, task, mesh, management, leather and guest chairs to complete any office environment.

Offices to Go seating is available in a variety of upholstery options which are specific to each series. Please see individual series details for available textiles, colors and graded textile options.

Desks + Tables - Offices to Go Ionic casegoods combine form with function to support a wide range of workplace applications. From private offices to collaborative spaces, boardrooms or reception areas, Ionic offers solutions that will exceed your expectations and keep you on budget.

Filing - Offices to Go offers a range of cost-effective filing and storage solutions to help you stay organized. Available sizes, mobile options and finishes easily adapt to any office or personal workspace.

Offices to Go product assembly is designed to be quick and simple. Products come with easy to follow instructions and detailed photographs.

Offices to Go products are covered by Global's Warranty (Limited Lifetime with 5-year or 2-year exceptions). Weight capacity information will be shown accordingly in the series notes and literature. See page 146 for warranty details.

SYMBOL IDENTIFICATION

Each seating product with an RTA code identifies the assembly requirements.

RTA 00 FULLY ASSEMBLED

RTA 1 SIMPLE ASSEMBLY (no tools required)

Parts to install:

- casters
- base
- pneumatic cylinder/cover can

RTA 2 MODEST ASSEMBLY (tools supplied, if necessary)

Parts to install:

- casters
- base
- pneumatic cylinder/cover can
- back

RTA 4 MODERATE ASSEMBLY (tools supplied)

Parts to install:

- casters
- base
- pneumatic cylinder/cover can
- back
- armrest

RTA 8 FULL ASSEMBLY (tools supplied)

Parts to install:

- casters
- base
- pneumatic cylinder/cover can
- back
- armrest
- mechanism



Global's certified products are in compliance with the stringent emission guidelines set by the GREENGUARD Environmental Institute and include all upholstered seating. To obtain a GREENGUARD certificate for any product, please go to the product page on our website globalfurnituregroup.com and click on "view GREENGUARD certificate".



Chairs shown with this logo are made in Canada.



Chairs shown with this logo have significant Canadian content. They have been engineered, tested and assembled in Canada.



All products with this designation are suitable for courier shipment throughout Canada.

TABLE OF CONTENTS

| SEATING | SEATING (cont'd) | DESKS AND TABLES |
|------------------|-----------------------|---|
| Actin.....10 | Lite-Lift.....51 | Craft tables.....29 |
| Altona.....10 | Lumi.....52 | Ionic.....77 |
| Amira.....11 | M-Task.....53 | Accessories.....102 |
| Annapolis.....12 | Minto.....54 | Benching kits.....113 |
| Archer II.....13 | MVL File Buddy.....55 | Boardroom tables.....104 |
| Ashmont.....14 | Overtime.....56 | Bookcases and shelf units.....101 |
| Ashton.....15 | Overtime 350.....56 | Bridges.....94 |
| Avro.....16 | Pacer.....59 | Coffee tables.....106 |
| Beta.....21 | Pacific.....59 | Credenzas.....92 |
| Bolt.....22 | Part-Time.....60 | Desks.....90 |
| Brighton.....22 | Petra.....61 | Desktop storage.....92 |
| Caman.....23 | Plan.....62 | Electric height adjustable tables.....107 |
| Carleton.....24 | Safari.....63 | Extended corner credenzas.....92 |
| Centro.....25 | Six 13.....63 | Flip-top tables.....106 |
| Cobalt.....26 | Six 31.....64 | Hutches and doors.....91 |
| Craft.....27 | Soda.....65 | Islands with modesty.....93 |
| Danio.....31 | Soda tables.....65 | Islands without modesty.....94 |
| Dash.....32 | Sparrow.....66 | Maker tables.....104 |
| Dori 2.....32 | Stradic.....67 | Mobile pedestals.....95 |
| Eor.....33 | Suburb.....68 | Modesty panels.....94 |
| Finch.....34 | Tami.....69 | Multi-purpose tables.....105 |
| Format.....35 | Toma.....70 | Panels.....117 |
| Full-Time.....36 | Ultra.....71 | Packages.....80 |
| Gennex.....37 | Yoho.....73 | Pedestals.....96 |
| Geo.....38 | Zim.....75 | Personal height adjustable table.....105 |
| Hardy.....39 | | Privacy panels.....110 |
| Ibex.....40 | | Returns.....94 |
| Java.....48 | | Storage units.....97 |
| Kaysee.....49 | | Table desks and components.....87 |
| Kazan.....49 | | Tackboards.....102 |
| Kylie.....50 | | Wardrobes.....102 |

DESKS AND TABLES (cont'd)

| | |
|---------------------|-----|
| Lite-Lift II..... | 121 |
| Folding tables..... | 121 |
| Table dollies..... | 121 |
| Pashley..... | 119 |
| Soda tables..... | 65 |

ACCESSORIES

| | |
|------------------------------------|-----|
| CPU holder dual strap..... | 124 |
| Desktop sit-stand workstation..... | 123 |
| Keyboard supports..... | 123 |
| Monitor arms..... | 123 |
| PET Felt partitions..... | 126 |
| Power data block..... | 127 |

FILING AND STORAGE

| | |
|-------------------------------|-----|
| MVL1900 lateral files..... | 129 |
| Accessories..... | 131 |
| Lateral files..... | 130 |
| MVL25 vertical files..... | 133 |
| MVLPED pedestals..... | 135 |
| MVLSTOR storage cabinets..... | 138 |

REFERENCES

| | |
|--------------------------------------|-----|
| Ergonomic features and benefits..... | 8 |
| Mechanism adjustments..... | 9 |
| Textiles and Finishes..... | 141 |
| Terms and Conditions..... | 144 |
| Lifetime Warranty..... | 146 |
| Index..... | 147 |



SEATING

MESH



Amira11



Archer II13



Avro16



Bolt22



Format35



Geo38



Ibex40



Java48



Kaysee49



Lumi52



Overtime 350M57



Pacer59



Petra61



Plan62



Safari63



Stradic67



Toma70



Zim75

MULTI-TASK



Actin10



Beta21



Cobalt26



Danio31



Full-Time36



M-Task53



Overtime56



Overtime 35056



Overtime 350M57



Overtime 350S58



Part-Time60



Six 1363



Six 3164



Tami69



Yoho73

MANAGEMENT AND CONFERENCE



Altona10



Annapolis12



Ashmont14



Ashton15



Brighton22



Caman23



Carleton24



Kazan49



Pacific59



Ultra71

SEATING BY CATEGORY TYPE

GUEST AND MULTI-PURPOSE



Ashmont14



Eor33



Lite-Lift51



Caman23



Finch34



Minto54



Centro25



Gennex37



Sparrow66



Dash32



Ibex40



Ultra71



Dori 232



Kylie50

HEIGHT ADJUSTABLE WORKSTOOLS



Avro17



Danio31



MVL File Buddy55



Beta21



Ibex41



Yoho73

LOUNGE



Craft27



Soda65



Hardy39



Suburb68

Seating

| | | | |
|--------------------|----|---------------------|----|
| Actin..... | 10 | Kaysee..... | 49 |
| Altona..... | 10 | Kazan..... | 49 |
| Amira..... | 11 | Kylie..... | 50 |
| Annapolis..... | 12 | Lite-Lift..... | 51 |
| Archer II..... | 13 | Lumi..... | 52 |
| Ashmont..... | 14 | M-Task..... | 53 |
| Ashton..... | 15 | Minto..... | 54 |
| Avro..... | 16 | MVL File Buddy..... | 55 |
| Beta..... | 21 | Overtime..... | 56 |
| Bolt..... | 22 | Overtime 350..... | 56 |
| Brighton..... | 22 | Overtime 350M..... | 57 |
| Caman..... | 23 | Overtime 350S..... | 58 |
| Carleton..... | 24 | Pacer..... | 59 |
| Centro..... | 25 | Pacific..... | 59 |
| Cobalt..... | 26 | Part-Time..... | 60 |
| Craft..... | 27 | Petra..... | 61 |
| Craft tables..... | 29 | Plan..... | 62 |
| Danio..... | 31 | Safari..... | 63 |
| Dash..... | 32 | Six 13..... | 63 |
| Dori 2..... | 32 | Six 31..... | 64 |
| Eor..... | 33 | Soda..... | 65 |
| Finch..... | 34 | Soda tables..... | 65 |
| Format..... | 35 | Sparrow..... | 66 |
| Full-Time..... | 36 | Stradic..... | 67 |
| Gennex..... | 37 | Suburb..... | 68 |
| Geo..... | 38 | Tami..... | 69 |
| Hardy..... | 39 | Toma..... | 70 |
| Ibex..... | 40 | Ultra..... | 71 |
| Ionic benches..... | 47 | Yoho..... | 73 |
| Java..... | 48 | Zim..... | 75 |

ERGONOMIC FEATURES & BENEFITS

EACH GLOBAL CHAIR IS BUILT WITH FEATURES THAT ARE ERGONOMICALLY DESIGNED TO PROMOTE GOOD POSTURE AND PROVIDE MAXIMUM COMFORT. WHILE FULLY SUPPORTING YOUR BODY, THESE FEATURES SHOULD ALSO ALLOW YOU TO ADJUST YOUR CHAIR TO FIT YOU.



A TENSION ADJUSTMENT

Increase or decrease to match body weight. Allows you to rock comfortably, without heavy pushing, reducing muscle fatigue.



B CHAIR TILT LOCK

Lock the tilt movement in position(s) to accommodate your working posture. Allows you to lock your chair in a comfortable and supportive position. (Can be either single position, multiple position or infinite position.)



C SEAT HEIGHT

Raise or lower to allow your feet to rest flat on the floor. Avoids pressure under your thighs, easing blood flow.



D BACK/LUMBAR HEIGHT ADJUSTMENT

Raise or lower to position lumbar support in your lumbar area. Reduces likelihood of back pain.



E SEAT DEPTH

Change the depth of the seat to accommodate the length of your thighs. Keeps your back in contact with the backrest while avoiding pressure behind your knees. Can be sliding (MD) or manual.



F SEAT ANGLE ADJUSTMENT

Allows chair to tilt forward changing the angle of your thighs in relation to the floor. Helps reduce disc pressure during forward leaning tasks.



G BACK ANGLE ADJUSTMENT

Adjust to change the angle of your torso in relation to your thighs. Helps reduce disc pressure and relaxes your back muscles.



H ARM HEIGHT

Raise or lower to support your forearms. Reduces muscular effort in neck and shoulders, minimizing risk of pain.



J KNEE-TILT MOVEMENT

Chair tilts from a pivot point at the front of the seat, keeping your feet on the floor as you rock. Maintains stability.



L SYNCHRO-TILT MOVEMENT

Backrest reclines at a faster rate than the seat, increasing the angle between your torso and thighs. Enhances comfort and encourages dynamic body movement.



M WATERFALL SEAT EDGE

Reduces pressure at the back of your knees, contributing to good blood flow.



N CONTOURED CUSHION

Supports the body effectively, allowing you to sit longer without discomfort.



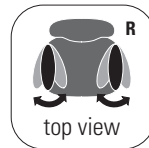
P VIBRATING SEAT & BACK

Soothing effect contributes to your relaxation during work breaks.



Q WIDTH ADJUSTABLE ARMS

Allows outward movement of armrests to match shoulder breadth. Ensures armrests properly support forearms, reducing muscular efforts in neck and shoulders.



R ARM ROTATION

Rotate armcaps to support your forearms in various positions. Reduces muscular effort in neck and shoulders minimizing risk of pain.



S CENTER TILT

Chair tilts from a pivot point under the center of the seat allowing you to rock. When your feet are well supported, blood flow is enhanced.



U SOFT DESCENT PNEUMATIC LIFT

Gently and gradually lowering the seat helps you easily select proper seat height without causing a jerking motion.



V LUMBAR DEPTH ADJUSTMENT

Increase or decrease curvature of the back to match the profile of your lower back. Enhances comfort and support in the lower lumbar area.

MAXIMIZING YOUR ERGONOMIC SEATING

- Always select a chair that is designed for the type of work you perform and make certain the chair is comfortable for the length of time spent using it.
- Ensure that the seat and back cushions are contoured to fit your body, which will help eliminate pressure points.
- An ergonomically designed chair should allow changing positions easily.
- As you work, reposition yourself throughout the day to reduce strain and stress on specific muscle groups. If you change job functions, adjust your chair to fit the new task.
- Proper ergonomic seating should help eliminate many of the work related injuries that result from poor posture and poorly designed chairs.

TASK



ADJUSTMENTS

- (2) Pneumatic seat height
- (8) Manual seat depth
- Back/lumbar height **
- Swivel

POSTURE TASK



ADJUSTMENTS

- (2) Pneumatic seat height
- (3) Back angle
- (6) Back/lumbar height **
- Seat depth *
- Swivel

NOTES

- * Select models only.
- ** Ratchet back height adjustment on select models.
- Mechanisms shown are generic depictions and may differ from one chair to another.

TILTER



ADJUSTMENTS

- (1) Tilt tension
- (2) Pneumatic seat height
- (9) Multiple position tilt lock *
- Center tilt action
- Swivel

MULTI-TILTER



ADJUSTMENTS

- (1) Tilt tension
- (2) Pneumatic seat height
- (3) Back angle adjustment
- (4) Seat angle
- (8) Sliding seat depth adjustment (MD)
- (9) Infinite position tilt lock
- Back/lumbar height **
- Center tilt action
- Swivel

SYNCHRO-TILTER



ADJUSTMENTS

- (1) Tilt tension
- (2) Pneumatic seat height
- (9) Multiple position tilt lock/ synchro tilt action
- Anti kick back
- Back/lumbar height **
- Swivel

OPERATOR



ADJUSTMENTS

- (2) Pneumatic seat height
- (3) Back angle *(free float/lock)
- (4) Seat angle *(free float/lock)
- Back/lumbar height **
- With single lever operator mechanism, seat and back angle are controlled using lever 4 *
- Swivel

ACTIN



model OTG11950B

STANDARD FEATURES





- Value priced multi-tilter.
- Fully upholstered seat and back.
- Standard with height adjustable arms.
- Dual wheel carpet casters (C65) are standard.
- Upholstered in Black, Quilt (QL10) only.
- Compliant with the emissions guidelines set by the GREENGUARD Environmental Institute.
- Limited Lifetime Warranty (2-year exceptions apply - see page 146).
- Weight capacity for this series is 300 lbs.

CHAIR ADJUSTMENTS

- Multi-tilter mechanism with infinite position tilt lock.
- Tilt tension adjustment.
- Independent back and seat angle adjustment.
- Seat depth adjustment.
- Ratchet back height adjustment.
- Pneumatic seat height adjustment.

OPTIONAL FEATURES

- Hard surface flooring casters (**C65R**) can be purchased separately. Add \$96/set.

| DESCRIPTION | MODEL# / FEATURES | List price | | | | | | | | | |
|---|--|--------------------|---|---|-----------------|---|------|-----------------|---|--|--|
|  <p>Medium Back Multi-Tilter Unit weight: 47 LB 21.4 KG Carton weight: 53 LB 24.04 KG Carton volume: 7.5 FT³ 0.21 MT³</p> | <p>OTG11950B Black Quilt fabric</p> <p>Ergonomic features: A, B, C, D, E, G, H, M, N, S</p> | 603 | | | | | | | | | |
| | | OVERALL DIMENSIONS | | | SEAT DIMENSIONS | | | BACK DIMENSIONS | | | |
| | | W | D | H | W | D | H | W | H | | |
| IN 26.5 | 23.5 | 39 | 20.5 | 17 | 17.5-21.5 | 19 | 19.5 | | | | |
| MM 673 | 597 | 991 | 521 | 432 | 445-546 | 483 | 495 | | | | |
| | | |  |  | 1 per carton |  | | | | | |

ALTONA



model OTG11616B

STANDARD FEATURES





- Altona offers comfort and generous proportions at an affordable price.
- Durable nylon arms are standard.
- Dual wheel carpet casters (C65) are standard.
- OTG11616B seating surfaces are upholstered in Black Luxhide bonded leather (PU30/BL20).
- Compliant with the emissions guidelines set by the GREENGUARD Environmental Institute.
- Limited Lifetime Warranty (2-year exceptions apply - see page 146).
- Weight capacity for this series is 300 lbs.

CHAIR ADJUSTMENTS

- Tilter mechanism with upright tilt lock.
- Tilt tension adjustment.
- Pneumatic seat height adjustment.

OPTIONAL FEATURES

- Hard surface flooring casters (**C65R**) can be purchased separately. Add \$96/set.

| DESCRIPTION | MODEL# / FEATURES | List price | | | | | | | | | |
|--|---|--------------------|---|---|-----------------|---|-----|-----------------|---|--|--|
|  <p>High Back Tilter Unit weight: 33 LB 15 KG Carton weight: 38 LB 17.24 KG Carton volume: 4.56 FT³ 0.12 MT³</p> | <p>OTG11616B Black Luxhide leather</p> <p>Ergonomic features: A, B, C, M, N, S</p> | 405 | | | | | | | | | |
| | | OVERALL DIMENSIONS | | | SEAT DIMENSIONS | | | BACK DIMENSIONS | | | |
| | | W | D | H | W | D | H | W | H | | |
| IN 24 | 26.5 | 41 | 20 | 19 | 16.5-20.5 | 20.5 | 23 | | | | |
| MM 610 | 673 | 1041 | 508 | 483 | 419-521 | 521 | 584 | | | | |
| | | |  |  | 1 per carton |  | | | | | |

AMIRA



model OTG13020

STANDARD FEATURES



- Mesh back and upholstered seat tilter chair.
- Soft sculpted frame design.
- Fixed loop arms.
- Black base with dual wheel carpet casters (C65) is standard.
- Seat can be upholstered in Black polyester with Black mesh back (**BLK**) or in Blue polyester with Blue/Grey mesh back (**BLU**).
- Compliant with the emissions guidelines set by the GREENGUARD Environmental Institute.
- Limited Lifetime Warranty (2-year exceptions apply - see page 146).
- Weight capacity for this series is 300 lbs.

CHAIR ADJUSTMENTS

- Center tilt with upright position tilt lock.
- Tilt tension adjustment.
- Pneumatic seat height adjustment.

OPTIONAL FEATURES

- Hard surface flooring casters (**C65R**) can be purchased separately. Add \$96/set.

| DESCRIPTION | MODEL# / FEATURES | List price | | | | | | | | | | | | | | | | | | | | | | | | | | | | | | | | | | | | | | | |
|---|--|--|----------------|---------------------|--|---|---|---|----|------|----|------|----|-----|-----|------|---|--|--|--|---|---|---|----|------|----|-------|----|-----|-----|---------|--|--|--|--|---|---|----|------|----|----|
|  <p>Medium Mesh Back Tilter Unit weight: 26 LB 11.8 KG Carton weight: 31 LB 14.06 KG Carton volume: 4.6 FT³ 0.13 MT³</p> | <p>OTG13020</p> <p>Ergonomic features: A, B, C, M, N, S</p> | | | | | | | | | | | | | | | | | | | | | | | | | | | | | | | | | | | | | | | | |
| | | <p>OVERALL DIMENSIONS</p> <table border="1"> <thead> <tr> <th></th> <th>W</th> <th>D</th> <th>H</th> </tr> </thead> <tbody> <tr> <td>IN</td> <td>23.5</td> <td>25</td> <td>40.5</td> </tr> <tr> <td>MM</td> <td>597</td> <td>635</td> <td>1029</td> </tr> </tbody> </table> | | | | W | D | H | IN | 23.5 | 25 | 40.5 | MM | 597 | 635 | 1029 | <p>SEAT DIMENSIONS</p> <table border="1"> <thead> <tr> <th></th> <th>W</th> <th>D</th> <th>H</th> </tr> </thead> <tbody> <tr> <td>IN</td> <td>20.5</td> <td>18</td> <td>17-21</td> </tr> <tr> <td>MM</td> <td>521</td> <td>457</td> <td>432-533</td> </tr> </tbody> </table> | | | | W | D | H | IN | 20.5 | 18 | 17-21 | MM | 521 | 457 | 432-533 | <p>BACK DIMENSIONS</p> <table border="1"> <thead> <tr> <th></th> <th>W</th> <th>H</th> </tr> </thead> <tbody> <tr> <td>IN</td> <td>18.5</td> <td>21</td> </tr> <tr> <td>MM</td> <td>470</td> <td>533</td> </tr> </tbody> </table> | | | | W | H | IN | 18.5 | 21 | MM |
| | W | D | H | | | | | | | | | | | | | | | | | | | | | | | | | | | | | | | | | | | | | | |
| IN | 23.5 | 25 | 40.5 | | | | | | | | | | | | | | | | | | | | | | | | | | | | | | | | | | | | | | |
| MM | 597 | 635 | 1029 | | | | | | | | | | | | | | | | | | | | | | | | | | | | | | | | | | | | | | |
| | W | D | H | | | | | | | | | | | | | | | | | | | | | | | | | | | | | | | | | | | | | | |
| IN | 20.5 | 18 | 17-21 | | | | | | | | | | | | | | | | | | | | | | | | | | | | | | | | | | | | | | |
| MM | 521 | 457 | 432-533 | | | | | | | | | | | | | | | | | | | | | | | | | | | | | | | | | | | | | | |
| | W | H | | | | | | | | | | | | | | | | | | | | | | | | | | | | | | | | | | | | | | | |
| IN | 18.5 | 21 | | | | | | | | | | | | | | | | | | | | | | | | | | | | | | | | | | | | | | | |
| MM | 470 | 533 | | | | | | | | | | | | | | | | | | | | | | | | | | | | | | | | | | | | | | | |
| | | <p>RTA 8</p> | <p>courier</p> | <p>1 per carton</p> | | |  | | | | | | | | | | | | | | | | | | | | | | | | | | | | | | | | | | |

ANNAPOLIS



model MVL2732

STANDARD FEATURES





- Simple function, great price.
- Canadian made.
- Durable nylon arms are standard.
- Dual wheel carpet casters (C65) are standard.
- MVL2732 and MVL2732-9 seating surfaces can be upholstered in Luxhide bonded leather, in various colors (see page 142).
- MVL2733 and MVL2733-9 can be upholstered in all Global grade 1 seating textiles (see page 142).
- Compliant with the emissions guidelines set by the GREENGUARD Environmental Institute.
- Limited Lifetime Warranty (5-year exceptions apply - see page 146).
- Weight capacity for this series is 300 lbs.

CHAIR ADJUSTMENTS

- Tilter mechanism with upright tilt lock.
- Tilt tension adjustment.
- Pneumatic seat height adjustment.

OPTIONAL FEATURES

- For hard surface flooring casters, please specify (C65R). Add \$21/set.

| DESCRIPTION | MODEL# / FEATURES | | | | | | | | | | | | | | | | | | | | | | | | | | | | | | | | | | | |
|---|---|-----|--------------------|------|------|-----------------|------|-----|-----------------|--|---|---|---|---|---|---|---|---|----|------|----|----|------|------|-------|------|----|----|-----|-----|------|-----|-----|---------|-----|-----|
|  <p>High Back Tilter - Assembled Unit weight: 36 LB 16.4 KG Carton weight: 40 LB 18.14 KG Carton volume: 11.75 FT³ 0.33 MT³</p> | <p>List price</p> <p>MVL2732 372 Luxhide bonded leather</p> | | | | | | | | | | | | | | | | | | | | | | | | | | | | | | | | | | | |
| | <table border="1"> <thead> <tr> <th rowspan="2"></th> <th colspan="3">OVERALL DIMENSIONS</th> <th colspan="3">SEAT DIMENSIONS</th> <th colspan="2">BACK DIMENSIONS</th> </tr> <tr> <th>W</th> <th>D</th> <th>H</th> <th>W</th> <th>D</th> <th>H</th> <th>W</th> <th>H</th> </tr> </thead> <tbody> <tr> <td>IN</td> <td>25.5</td> <td>28</td> <td>43</td> <td>20.5</td> <td>19.5</td> <td>16-20</td> <td>20.5</td> <td>24</td> </tr> <tr> <td>MM</td> <td>648</td> <td>711</td> <td>1092</td> <td>521</td> <td>495</td> <td>406-508</td> <td>521</td> <td>610</td> </tr> </tbody> </table> | | OVERALL DIMENSIONS | | | SEAT DIMENSIONS | | | BACK DIMENSIONS | | W | D | H | W | D | H | W | H | IN | 25.5 | 28 | 43 | 20.5 | 19.5 | 16-20 | 20.5 | 24 | MM | 648 | 711 | 1092 | 521 | 495 | 406-508 | 521 | 610 |
| | | | OVERALL DIMENSIONS | | | SEAT DIMENSIONS | | | BACK DIMENSIONS | | | | | | | | | | | | | | | | | | | | | | | | | | | |
| | | W | D | H | W | D | H | W | H | | | | | | | | | | | | | | | | | | | | | | | | | | | |
| IN | 25.5 | 28 | 43 | 20.5 | 19.5 | 16-20 | 20.5 | 24 | | | | | | | | | | | | | | | | | | | | | | | | | | | | |
| MM | 648 | 711 | 1092 | 521 | 495 | 406-508 | 521 | 610 | | | | | | | | | | | | | | | | | | | | | | | | | | | | |
| <p>Ergonomic features: A, B, C, M, N, S</p> <p>RTA 1 1 per carton</p> <p>CANADA GREENGUARD</p> | | | | | | | | | | | | | | | | | | | | | | | | | | | | | | | | | | | | |
| | | | | | | | | | | | | | | | | | | | | | | | | | | | | | | | | | | | | |
|  <p>High Back Tilter - Condensed Packaging Unit weight: 36 LB 16.4 KG Carton weight: 40 LB 18.14 KG Carton volume: 6 FT³ 0.16 MT³</p> | <p>List price</p> <p>MVL2732-9 372 Luxhide bonded leather</p> | | | | | | | | | | | | | | | | | | | | | | | | | | | | | | | | | | | |
| | <table border="1"> <thead> <tr> <th rowspan="2"></th> <th colspan="3">OVERALL DIMENSIONS</th> <th colspan="3">SEAT DIMENSIONS</th> <th colspan="2">BACK DIMENSIONS</th> </tr> <tr> <th>W</th> <th>D</th> <th>H</th> <th>W</th> <th>D</th> <th>H</th> <th>W</th> <th>H</th> </tr> </thead> <tbody> <tr> <td>IN</td> <td>25.5</td> <td>28</td> <td>43</td> <td>20.5</td> <td>19.5</td> <td>16-20</td> <td>20.5</td> <td>24</td> </tr> <tr> <td>MM</td> <td>648</td> <td>711</td> <td>1092</td> <td>521</td> <td>495</td> <td>406-508</td> <td>521</td> <td>610</td> </tr> </tbody> </table> | | OVERALL DIMENSIONS | | | SEAT DIMENSIONS | | | BACK DIMENSIONS | | W | D | H | W | D | H | W | H | IN | 25.5 | 28 | 43 | 20.5 | 19.5 | 16-20 | 20.5 | 24 | MM | 648 | 711 | 1092 | 521 | 495 | 406-508 | 521 | 610 |
| | | | OVERALL DIMENSIONS | | | SEAT DIMENSIONS | | | BACK DIMENSIONS | | | | | | | | | | | | | | | | | | | | | | | | | | | |
| | | W | D | H | W | D | H | W | H | | | | | | | | | | | | | | | | | | | | | | | | | | | |
| IN | 25.5 | 28 | 43 | 20.5 | 19.5 | 16-20 | 20.5 | 24 | | | | | | | | | | | | | | | | | | | | | | | | | | | | |
| MM | 648 | 711 | 1092 | 521 | 495 | 406-508 | 521 | 610 | | | | | | | | | | | | | | | | | | | | | | | | | | | | |
| <p>Ergonomic features: A, B, C, M, N, S</p> <p>RTA 8 courier 1 per carton</p> <p>CANADA GREENGUARD</p> | | | | | | | | | | | | | | | | | | | | | | | | | | | | | | | | | | | | |
| | | | | | | | | | | | | | | | | | | | | | | | | | | | | | | | | | | | | |
|  <p>High Back Tilter - Assembled Unit weight: 36 LB 16.4 KG Carton weight: 40 LB 18.14 KG Carton volume: 11.75 FT³ 0.33 MT³</p> | <p>List price</p> <p>MVL2733 372 Fabric</p> | | | | | | | | | | | | | | | | | | | | | | | | | | | | | | | | | | | |
| | <table border="1"> <thead> <tr> <th rowspan="2"></th> <th colspan="3">OVERALL DIMENSIONS</th> <th colspan="3">SEAT DIMENSIONS</th> <th colspan="2">BACK DIMENSIONS</th> </tr> <tr> <th>W</th> <th>D</th> <th>H</th> <th>W</th> <th>D</th> <th>H</th> <th>W</th> <th>H</th> </tr> </thead> <tbody> <tr> <td>IN</td> <td>25.5</td> <td>28</td> <td>43</td> <td>20.5</td> <td>19.5</td> <td>16-20</td> <td>20.5</td> <td>24</td> </tr> <tr> <td>MM</td> <td>648</td> <td>711</td> <td>1092</td> <td>521</td> <td>495</td> <td>406-508</td> <td>521</td> <td>610</td> </tr> </tbody> </table> | | OVERALL DIMENSIONS | | | SEAT DIMENSIONS | | | BACK DIMENSIONS | | W | D | H | W | D | H | W | H | IN | 25.5 | 28 | 43 | 20.5 | 19.5 | 16-20 | 20.5 | 24 | MM | 648 | 711 | 1092 | 521 | 495 | 406-508 | 521 | 610 |
| | | | OVERALL DIMENSIONS | | | SEAT DIMENSIONS | | | BACK DIMENSIONS | | | | | | | | | | | | | | | | | | | | | | | | | | | |
| | | W | D | H | W | D | H | W | H | | | | | | | | | | | | | | | | | | | | | | | | | | | |
| IN | 25.5 | 28 | 43 | 20.5 | 19.5 | 16-20 | 20.5 | 24 | | | | | | | | | | | | | | | | | | | | | | | | | | | | |
| MM | 648 | 711 | 1092 | 521 | 495 | 406-508 | 521 | 610 | | | | | | | | | | | | | | | | | | | | | | | | | | | | |
| <p>Ergonomic features: A, B, C, M, N, S</p> <p>RTA 1 1 per carton</p> <p>CANADA GREENGUARD</p> | | | | | | | | | | | | | | | | | | | | | | | | | | | | | | | | | | | | |
| | | | | | | | | | | | | | | | | | | | | | | | | | | | | | | | | | | | | |
|  <p>High Back Tilter - Condensed Packaging Unit weight: 36 LB 16.4 KG Carton weight: 40 LB 18.14 KG Carton volume: 6 FT³ 0.16 MT³</p> | <p>List price</p> <p>MVL2733-9 372 Fabric</p> | | | | | | | | | | | | | | | | | | | | | | | | | | | | | | | | | | | |
| | <table border="1"> <thead> <tr> <th rowspan="2"></th> <th colspan="3">OVERALL DIMENSIONS</th> <th colspan="3">SEAT DIMENSIONS</th> <th colspan="2">BACK DIMENSIONS</th> </tr> <tr> <th>W</th> <th>D</th> <th>H</th> <th>W</th> <th>D</th> <th>H</th> <th>W</th> <th>H</th> </tr> </thead> <tbody> <tr> <td>IN</td> <td>25.5</td> <td>28</td> <td>43</td> <td>20.5</td> <td>19.5</td> <td>16-20</td> <td>20.5</td> <td>24</td> </tr> <tr> <td>MM</td> <td>648</td> <td>711</td> <td>1092</td> <td>521</td> <td>495</td> <td>406-508</td> <td>521</td> <td>610</td> </tr> </tbody> </table> | | OVERALL DIMENSIONS | | | SEAT DIMENSIONS | | | BACK DIMENSIONS | | W | D | H | W | D | H | W | H | IN | 25.5 | 28 | 43 | 20.5 | 19.5 | 16-20 | 20.5 | 24 | MM | 648 | 711 | 1092 | 521 | 495 | 406-508 | 521 | 610 |
| | | | OVERALL DIMENSIONS | | | SEAT DIMENSIONS | | | BACK DIMENSIONS | | | | | | | | | | | | | | | | | | | | | | | | | | | |
| | | W | D | H | W | D | H | W | H | | | | | | | | | | | | | | | | | | | | | | | | | | | |
| IN | 25.5 | 28 | 43 | 20.5 | 19.5 | 16-20 | 20.5 | 24 | | | | | | | | | | | | | | | | | | | | | | | | | | | | |
| MM | 648 | 711 | 1092 | 521 | 495 | 406-508 | 521 | 610 | | | | | | | | | | | | | | | | | | | | | | | | | | | | |
| <p>Ergonomic features: A, B, C, M, N, S</p> <p>RTA 8 courier 1 per carton</p> <p>CANADA GREENGUARD</p> | | | | | | | | | | | | | | | | | | | | | | | | | | | | | | | | | | | | |
| | | | | | | | | | | | | | | | | | | | | | | | | | | | | | | | | | | | | |

ARCHER II



model MVL1896

STANDARD FEATURES

- Canadian made high back chairs.
- Upholstered seat and knit mesh back with a pinstripe design.
- Standard with height and width adjustable T-arms with sliding, rotating and lockable armcaps.
- Mesh back can be upholstered in Coal Black (VU19), Quarry Grey (VU15), Red Mittens (VU70) and Tidal Wave (VU16).
- Seating surface can be upholstered in Luxhide bonded leather, in various colors or in all Global grade 1 seating textiles (see page 142).
- Dual wheel carpet casters (C1) are standard.
- Compliant with the emissions guidelines set by the GREENGUARD Environmental Institute.
- Limited Lifetime Warranty (5-year exceptions apply - see page 146).
- Weight capacity for this series is 300 lbs.

CHAIR ADJUSTMENTS









- **Multi-tilter chair - MVL1895**
 - Infinite position tilt lock.
 - Tilt tension adjustment.
 - Infinite position back and seat angle adjustments, including forward tilt.
 - Ratchet back height adjustment.
 - Seat depth adjustment.
 - Pneumatic seat height adjustment.
- **Synchro-tilter chair - MVL1896**
 - Synchro tilt with upright position tilt lock.
 - Tilt tension adjustment.
 - Pneumatic seat height adjustment.

OPTIONAL FEATURES

- For hard surface flooring casters, please specify (C9R). Add \$21/set.

ALTERNATE TEXTILE OPTIONS

- Graded-in textiles are available (seat only). No minimum quantities. Contact Customer Service for pricing.

| DESCRIPTION | MODEL# / FEATURES | | | | | | | | | | | | | | | | | | | | | | | | | | | | | | | | |
|---|--|--------------------|------|-----------------|-----------------|------|-----------------|-----------------|--|---|---|---|---|---|---|---|---|-------|------|------|------|---------|-------|------|---------|--------|-----|------|-----|---------|---------|-----|---------|
|  <p>Multi-Tilter, Mesh High Back and Uph Seat Unit weight: 56 LB 25.5 KG Carton weight: 68 LB 30.84 KG Carton volume: 10.5 FT³ 0.29 MT³</p> | <p>List price</p> <p>MVL1895 844 Luxhide bonded leather or fabric</p> <table border="1"> <thead> <tr> <th colspan="3">OVERALL DIMENSIONS</th> <th colspan="3">SEAT DIMENSIONS</th> <th colspan="2">BACK DIMENSIONS</th> </tr> <tr> <th>W</th> <th>D</th> <th>H</th> <th>W</th> <th>D</th> <th>H</th> <th>W</th> <th>H</th> </tr> </thead> <tbody> <tr> <td>IN 27</td> <td>22.5</td> <td>42</td> <td>20.5</td> <td>18.5-21</td> <td>18-22</td> <td>19.5</td> <td>21-23.5</td> </tr> <tr> <td>MM 686</td> <td>572</td> <td>1067</td> <td>521</td> <td>470-533</td> <td>457-559</td> <td>495</td> <td>533-597</td> </tr> </tbody> </table> <p>Ergonomic features: A, B, C, D, E, F, G, H, M, N, Q, R, S</p> <p>RTA 2  1 per carton  </p> | OVERALL DIMENSIONS | | | SEAT DIMENSIONS | | | BACK DIMENSIONS | | W | D | H | W | D | H | W | H | IN 27 | 22.5 | 42 | 20.5 | 18.5-21 | 18-22 | 19.5 | 21-23.5 | MM 686 | 572 | 1067 | 521 | 470-533 | 457-559 | 495 | 533-597 |
| | OVERALL DIMENSIONS | | | SEAT DIMENSIONS | | | BACK DIMENSIONS | | | | | | | | | | | | | | | | | | | | | | | | | | |
| W | D | H | W | D | H | W | H | | | | | | | | | | | | | | | | | | | | | | | | | | |
| IN 27 | 22.5 | 42 | 20.5 | 18.5-21 | 18-22 | 19.5 | 21-23.5 | | | | | | | | | | | | | | | | | | | | | | | | | | |
| MM 686 | 572 | 1067 | 521 | 470-533 | 457-559 | 495 | 533-597 | | | | | | | | | | | | | | | | | | | | | | | | | | |
|  <p>Synchro-Tilter, Mesh High Back and Uph Seat Unit weight: 40 LB 18.2 KG Carton weight: 52 LB 23.59 KG Carton volume: 10.5 FT³ 0.29 MT³</p> | <p>List price</p> <p>MVL1896 739 Luxhide bonded leather or fabric</p> <table border="1"> <thead> <tr> <th colspan="3">OVERALL DIMENSIONS</th> <th colspan="3">SEAT DIMENSIONS</th> <th colspan="2">BACK DIMENSIONS</th> </tr> <tr> <th>W</th> <th>D</th> <th>H</th> <th>W</th> <th>D</th> <th>H</th> <th>W</th> <th>H</th> </tr> </thead> <tbody> <tr> <td>IN 27</td> <td>22.5</td> <td>41.5</td> <td>20.5</td> <td>17</td> <td>17-21</td> <td>19.5</td> <td>22-23.5</td> </tr> <tr> <td>MM 686</td> <td>572</td> <td>1054</td> <td>521</td> <td>432</td> <td>432-533</td> <td>495</td> <td>559-597</td> </tr> </tbody> </table> <p>Ergonomic features: A, B, C, H, L, M, N, Q, R</p> <p>RTA 2  1 per carton  </p> | OVERALL DIMENSIONS | | | SEAT DIMENSIONS | | | BACK DIMENSIONS | | W | D | H | W | D | H | W | H | IN 27 | 22.5 | 41.5 | 20.5 | 17 | 17-21 | 19.5 | 22-23.5 | MM 686 | 572 | 1054 | 521 | 432 | 432-533 | 495 | 559-597 |
| | OVERALL DIMENSIONS | | | SEAT DIMENSIONS | | | BACK DIMENSIONS | | | | | | | | | | | | | | | | | | | | | | | | | | |
| W | D | H | W | D | H | W | H | | | | | | | | | | | | | | | | | | | | | | | | | | |
| IN 27 | 22.5 | 41.5 | 20.5 | 17 | 17-21 | 19.5 | 22-23.5 | | | | | | | | | | | | | | | | | | | | | | | | | | |
| MM 686 | 572 | 1054 | 521 | 432 | 432-533 | 495 | 559-597 | | | | | | | | | | | | | | | | | | | | | | | | | | |

ASHMONT



model MVL2780



model MVL2782

STANDARD FEATURES

- Canadian made.
- Soft deep cushions on seat and back offer plush comfort.
- Management chairs: Height adjustable T-arms with durable self-skinned urethane (SSU) armcaps.
- Guest chairs: Upholstered armcaps, oval steel tube frame and sled base.
- Dual wheel carpet casters (C65) are standard (except guest chairs).
- Seating surfaces can be upholstered in Luxhide bonded leather, in various colors or in all Global grade 1 seating textiles (see page 142).
- Compliant with the emissions guidelines set by the GREENGUARD Environmental Institute.
- Limited Lifetime Warranty (5-year exceptions apply - see page 146).
- Weight capacity for this series is 300 lbs.

MANAGEMENT CHAIR ADJUSTMENTS

- Center tilt with upright position tilt lock.
- Tilt tension adjustment.
- Pneumatic seat height adjustment.

OPTIONAL FEATURES

- For hard surface flooring casters, please specify (C65R). Add \$21/set.

DESCRIPTION MODEL# / FEATURES



HB Management Tilter w/Height Adjustable Arms

Unit weight: 50 LB | 22.7 KG
 Carton weight: 55 LB | 24.95 KG
 Carton volume: 10.5 FT³ | 0.29 MT³

| List price | | | | | | | | | |
|--|-----|-------|-----------------|---------|---------|-----------------|-----|-------------------|--|
| MVL2780 | 761 | | | | | | | | |
| Luxhide bonded leather or fabric (previously MVL2780F) | | | | | | | | | |
| OVERALL DIMENSIONS | | | SEAT DIMENSIONS | | | BACK DIMENSIONS | | | |
| W | D | H | W | D | H | W | H | | |
| IN 27 | 28 | 42 | 21 | 18 | 16-21 | 21 | 25 | | |
| MM 686 | 711 | 1067 | 533 | 457 | 406-533 | 533 | 635 | | |
| Ergonomic features: | | RTA 8 | | courier | | 1 per carton | | CANADA GREENGUARD | |



MB Management Tilter w/Height Adjustable Arms

Unit weight: 47 LB | 21.4 KG
 Carton weight: 52 LB | 23.59 KG
 Carton volume: 10.5 FT³ | 0.29 MT³

| List price | | | | | | | | | |
|--|-----|-------|-----------------|---------|---------|-----------------|-----|-------------------|--|
| MVL2781 | 721 | | | | | | | | |
| Luxhide bonded leather or fabric (previously MVL2781F) | | | | | | | | | |
| OVERALL DIMENSIONS | | | SEAT DIMENSIONS | | | BACK DIMENSIONS | | | |
| W | D | H | W | D | H | W | H | | |
| IN 27 | 28 | 39 | 21 | 18 | 16-21 | 21 | 22 | | |
| MM 686 | 711 | 991 | 533 | 457 | 406-533 | 533 | 559 | | |
| Ergonomic features: | | RTA 8 | | courier | | 1 per carton | | CANADA GREENGUARD | |



MB Guest Chair - Sled Base

Unit weight: 33 LB | 15 KG
 Carton weight: 38 LB | 17.24 KG
 Carton volume: 8.5 FT³ | 0.24 MT³

| List price | | | | | | | | | |
|--|------|-------|-----------------|---------|-----|-----------------|-----|-------------------|--|
| MVL2782 | 542 | | | | | | | | |
| Luxhide bonded leather or fabric (previously MVL2782F) | | | | | | | | | |
| OVERALL DIMENSIONS | | | SEAT DIMENSIONS | | | BACK DIMENSIONS | | | |
| W | D | H | W | D | H | W | H | | |
| IN 24.5 | 25.5 | 36.5 | 21 | 18 | 17 | 21 | 18 | | |
| MM 622 | 648 | 927 | 533 | 457 | 432 | 533 | 457 | | |
| Ergonomic features: | | RTA 8 | | courier | | 1 per carton | | CANADA GREENGUARD | |

ASHTON



model OTG11858B

STANDARD FEATURES


- Management and boardroom chair available in medium back or high back.
- Unique seat suspension and segmented cushions offer a very plush feel.
- Chrome arms with upholstered armrests.
- Chrome base.
- Dual wheel carpet casters (C65) are standard.
- Seating surfaces are upholstered in Black Luxhide bonded leather.
- Compliant with the emissions guidelines set by the GREENGUARD Environmental Institute.
- Limited Lifetime Warranty (2-year exceptions apply - see page 146).
- Weight capacity for this series is 300 lbs.

CHAIR ADJUSTMENTS

- Center tilt with upright position tilt lock.
- Tilt tension adjustment.
- Pneumatic seat height adjustment.

OPTIONAL FEATURES

- Hard surface flooring casters (**C65R**) can be purchased separately. Add \$96/set.

| DESCRIPTION | MODEL# / FEATURES | | | | | | | | | | | | | | | | | | | | | | | | | | | | | | | | | | | |
|---|--|-----------|--------------------|-----------------|-----|-----------------|-----------------|-----|-----------------|--|---|---|---|---|---|---|---|---|----|----|------|------|----|----|---------|------|----|----|-----|-----|------|-----|-----|---------|-----|-----|
| |  <p>High Back Tilter Unit weight: 39 LB 17.7 KG Carton weight: 44.83 LB 20.33 KG Carton volume: 5.76 FT³ 0.16 MT³</p> | OTG11858B | List price 671 | | | | | | | | | | | | | | | | | | | | | | | | | | | | | | | | | |
| <table border="1"> <thead> <tr> <th rowspan="2"></th> <th colspan="3">OVERALL DIMENSIONS</th> <th colspan="3">SEAT DIMENSIONS</th> <th colspan="2">BACK DIMENSIONS</th> </tr> <tr> <th>W</th> <th>D</th> <th>H</th> <th>W</th> <th>D</th> <th>H</th> <th>W</th> <th>H</th> </tr> </thead> <tbody> <tr> <td>IN</td> <td>26</td> <td>25.5</td> <td>44.5</td> <td>21</td> <td>18</td> <td>18.5-22</td> <td>19.5</td> <td>24</td> </tr> <tr> <td>MM</td> <td>660</td> <td>648</td> <td>1130</td> <td>533</td> <td>457</td> <td>470-559</td> <td>495</td> <td>610</td> </tr> </tbody> </table> | | | OVERALL DIMENSIONS | | | SEAT DIMENSIONS | | | BACK DIMENSIONS | | W | D | H | W | D | H | W | H | IN | 26 | 25.5 | 44.5 | 21 | 18 | 18.5-22 | 19.5 | 24 | MM | 660 | 648 | 1130 | 533 | 457 | 470-559 | 495 | 610 |
| | OVERALL DIMENSIONS | | | SEAT DIMENSIONS | | | BACK DIMENSIONS | | | | | | | | | | | | | | | | | | | | | | | | | | | | | |
| | W | D | H | W | D | H | W | H | | | | | | | | | | | | | | | | | | | | | | | | | | | | |
| IN | 26 | 25.5 | 44.5 | 21 | 18 | 18.5-22 | 19.5 | 24 | | | | | | | | | | | | | | | | | | | | | | | | | | | | |
| MM | 660 | 648 | 1130 | 533 | 457 | 470-559 | 495 | 610 | | | | | | | | | | | | | | | | | | | | | | | | | | | | |

Ergonomic features:
A, B, C, M, N, S



1 per carton



AVRO



model MVL3101



model MVL3123



model MVL3114



model MVL3107

STANDARD FEATURES

- Avro features improved ergonomics, custom support and a streamlined profile – the perfect balance between functionality and style.
- Ergonomic seating, Canadian made.
- Available with five different mechanism options: synchro-tilter, multi-tilter, tilter, task and weight sensing synchro-tilter. Height adjustable chairs available with task mechanism only.
- Standard with height adjustable arms with durable self-skinned urethane (SSU) armcaps (except armless models).
- Dual wheel carpet casters (C1) are standard on all models.
- Mesh back and mesh seat models can only be upholstered in Black mesh (MS69).
- Mesh back and upholstered seat models: Mesh back is available in Black (MS69), Natural (MS74) and Stone (MS71).
- Seats can be upholstered in Luxhide bonded leather (various colors) or in all Global grade 1 seating textiles (see page 142).
- Compliant with the emissions guidelines set by the GREENGUARD Environmental Institute.
- Limited Lifetime Warranty (5-year exceptions apply - see page 146).
- Weight capacity for this series is 300 lbs.

OPTIONAL FEATURES

- For hard surface flooring casters, please specify (C9R). Add \$21/set.
- For optional Polished Aluminum base, please specify (ALU). Add \$131.
- For optional height and width adjustable T-arms with sliding, articulating armcaps, please specify (G1). Add \$72.

ALTERNATE TEXTILE OPTIONS

- Graded-in textiles are available. No minimum quantities. Contact Customer Service for pricing.

CHAIR ADJUSTMENTS

- **Synchro-tilter chairs**
 - Synchro tilt with multi position tilt lock.
 - Tilt tension adjustment.
 - Height and depth adjustable lumbar support.
 - Pneumatic seat height adjustment.
- **Multi-tilter chairs**
 - Infinite position tilt lock.
 - Tilt tension adjustment.
 - Independent back and seat angle adjustment.
 - Side activated sliding seat depth adjustment.
 - Height and depth adjustable lumbar support.
 - Pneumatic seat height adjustment.
- **Tilter chairs**
 - Center tilt with upright position tilt lock.
 - Tilt tension adjustment.
 - Height and depth adjustable lumbar support.
 - Pneumatic seat height adjustment.
- **Task chairs**
 - Manual bolt seat depth adjustment.
 - Height and depth adjustable lumbar support.
 - Pneumatic seat height adjustment.
- **Weight sensing synchro-tilter chairs**
 - Synchro tilt with multi position tilt lock.
 - Automatic tilt tension adjustment.
 - Side activated sliding seat depth adjustment.
 - Height and depth adjustable lumbar support.
 - Pneumatic seat height adjustment.
- **Height adjustable chairs**
 - Task mechanism.
 - Height and depth adjustable lumbar support.
 - Pneumatic seat height adjustment.
 - Height adjustable Chrome footrest.

DESCRIPTION

MODEL# / FEATURES



Synchro-Tilter, Mesh Back and Uph Seat

Unit weight: 42 LB | 19.1 KG
 Carton weight: 51 LB | 23.13 KG
 Carton volume: 10.5 FT³ | 0.29 MT³

List price

MVL3101 872
 Luxhide bonded leather or fabric (previously MVL3101F)

Ergonomic features:
 A, B, C, D, H, L, M, N, V

OVERALL DIMENSIONS

| | W | D | H |
|----|-----|-----|------|
| IN | 26 | 27 | 38.5 |
| MM | 660 | 686 | 978 |

SEAT DIMENSIONS

| | W | D | H |
|--|-----|------|-----------|
| | 20 | 18.5 | 16.5-21.5 |
| | 508 | 470 | 419-546 |

BACK DIMENSIONS

| | W | H |
|--|------|-----|
| | 19.5 | 20 |
| | 495 | 508 |

RTA 2 courier 1 per carton



Multi-Tilter, Mesh Back and Uph Seat

Unit weight: 47 LB | 21.4 KG
 Carton weight: 56 LB | 25.4 KG
 Carton volume: 10.5 FT³ | 0.29 MT³

List price

MVL3103 941
 Luxhide bonded leather or fabric (previously MVL3103F)

Ergonomic features:
 A, B, C, D, E, F, G, H, M, N, S, V

OVERALL DIMENSIONS

| | W | D | H |
|----|-----|-----|------|
| IN | 26 | 27 | 39.5 |
| MM | 660 | 686 | 1003 |

SEAT DIMENSIONS

| | W | D | H |
|--|-----|-----------|-----------|
| | 20 | 17.5-20.5 | 17.5-22.5 |
| | 508 | 445-521 | 445-572 |

BACK DIMENSIONS

| | W | H |
|--|------|-----|
| | 19.5 | 20 |
| | 495 | 508 |

RTA 2 courier 1 per carton



DESCRIPTION MODEL# / FEATURES



Tilter, Mesh Back and Uph Seat
 Unit weight: 36 LB | 16.4 KG
 Carton weight: 45 LB | 20.41 KG
 Carton volume: 10.5 FT³ | 0.29 MT³

| | | | | | | | | | |
|--|----------|----------|------------------------|--------------|----------|------------------------|----------|------------|--|
| List price | | | | | | | | | |
| MVL3104 839 | | | | | | | | | |
| Luxhide bonded leather or fabric (previously MVL3104F) | | | | | | | | | |
| OVERALL DIMENSIONS | | | SEAT DIMENSIONS | | | BACK DIMENSIONS | | | |
| | W | D | H | W | D | H | W | H | |
| IN | 26 | 27 | 38 | 20 | 18.5 | 16-21 | 19.5 | 20 | |
| MM | 660 | 686 | 965 | 508 | 470 | 406-533 | 495 | 508 | |
| Ergonomic features: A, B, C, D, H, M, N, S, V | | | | | | | | | |
| RTA 2 | | courier | | 1 per carton | | CANADA | | GREENGUARD | |



Task, Mesh Back and Uph Seat
 Unit weight: 31 LB | 14.1 KG
 Carton weight: 40 LB | 18.14 KG
 Carton volume: 10.5 FT³ | 0.29 MT³

| | | | | | | | | | |
|--|----------|----------|------------------------|--------------|----------|------------------------|----------|------------|--|
| List price | | | | | | | | | |
| MVL3106 778 | | | | | | | | | |
| Luxhide bonded leather or fabric (previously MVL3106F) | | | | | | | | | |
| OVERALL DIMENSIONS | | | SEAT DIMENSIONS | | | BACK DIMENSIONS | | | |
| | W | D | H | W | D | H | W | H | |
| IN | 26 | 27 | 38 | 20 | 18.5 | 16-21 | 19.5 | 20 | |
| MM | 660 | 686 | 965 | 508 | 470 | 406-533 | 495 | 508 | |
| Ergonomic features: C, D, E, H, M, N, V | | | | | | | | | |
| RTA 2 | | courier | | 1 per carton | | CANADA | | GREENGUARD | |



Armless Height Adjustable Chair, Mesh Back and Uph Seat
 Unit weight: 30 LB | 13.6 KG
 Carton weight: 39 LB | 17.69 KG
 Carton volume: 10.5 FT³ | 0.29 MT³

| | | | | | | | | | |
|--|----------|----------|------------------------|--------------|----------|------------------------|----------|------------|--|
| List price | | | | | | | | | |
| MVL3107 908 | | | | | | | | | |
| Luxhide bonded leather or fabric (previously MVL3107F) | | | | | | | | | |
| OVERALL DIMENSIONS | | | SEAT DIMENSIONS | | | BACK DIMENSIONS | | | |
| | W | D | H | W | D | H | W | H | |
| IN | 20 | 27 | 48 | 20 | 18.5 | 23-33 | 19.5 | 20 | |
| MM | 508 | 686 | 1219 | 508 | 470 | 584-838 | 495 | 508 | |
| Ergonomic features: C, D, M, N, V | | | | | | | | | |
| RTA 2 | | courier | | 1 per carton | | CANADA | | GREENGUARD | |



Weight Sensing Synchro-Tilter, Mesh Back and Uph Seat
 Unit weight: 42 LB | 19.1 KG
 Carton weight: 51 LB | 23.13 KG
 Carton volume: 10.5 FT³ | 0.29 MT³

| | | | | | | | | | |
|--|----------|----------|------------------------|--------------|-----------|------------------------|----------|------------|--|
| List price | | | | | | | | | |
| MVL3108 1029 | | | | | | | | | |
| Luxhide bonded leather or fabric (previously MVL3108F) | | | | | | | | | |
| OVERALL DIMENSIONS | | | SEAT DIMENSIONS | | | BACK DIMENSIONS | | | |
| | W | D | H | W | D | H | W | H | |
| IN | 26 | 27 | 39 | 20 | 17.5-20.5 | 16.5-21.5 | 19.5 | 20 | |
| MM | 660 | 686 | 991 | 508 | 445-521 | 419-546 | 495 | 508 | |
| Ergonomic features: A, B, C, D, E, H, L, M, N, V | | | | | | | | | |
| RTA 2 | | courier | | 1 per carton | | CANADA | | GREENGUARD | |



Height Adjustable Chair w/Arms, Mesh Back and Uph Seat
 Unit weight: 36 LB | 16.4 KG
 Carton weight: 45 LB | 20.41 KG
 Carton volume: 10.5 FT³ | 0.29 MT³

| | | | | | | | | | |
|--|----------|----------|------------------------|--------------|----------|------------------------|----------|------------|--|
| List price | | | | | | | | | |
| MVL3109 994 | | | | | | | | | |
| Luxhide bonded leather or fabric (previously MVL3109F) | | | | | | | | | |
| OVERALL DIMENSIONS | | | SEAT DIMENSIONS | | | BACK DIMENSIONS | | | |
| | W | D | H | W | D | H | W | H | |
| IN | 26 | 27 | 48 | 20 | 18.5 | 23-33 | 19.5 | 20 | |
| MM | 660 | 686 | 1219 | 508 | 470 | 584-838 | 495 | 508 | |
| Ergonomic features: C, D, H, M, N, V | | | | | | | | | |
| RTA 2 | | courier | | 1 per carton | | CANADA | | GREENGUARD | |

DESCRIPTION

MODEL# / FEATURES



Synchro-Tilter, Uph Back and Seat

Unit weight: 43 LB | 19.5 KG
 Carton weight: 52 LB | 23.59 KG
 Carton volume: 10.5 FT³ | 0.29 MT³

List price

MVL3111 972
 Luxhide bonded leather
 or fabric (previously MVL3111F)

Ergonomic features:
 A, B, C, D, H, L, M, N, V

| OVERALL DIMENSIONS | | | SEAT DIMENSIONS | | | BACK DIMENSIONS | |
|--------------------|---|---|-----------------|---|---|-----------------|---|
| W | D | H | W | D | H | W | H |

| | | | | | | | | |
|----|-----|-----|------|-----|------|-----------|------|-----|
| IN | 26 | 27 | 38.5 | 20 | 18.5 | 16.5-21.5 | 19.5 | 20 |
| MM | 660 | 686 | 978 | 508 | 470 | 419-546 | 495 | 508 |

RTA 2 1 per carton



Multi-Tilter, Uph Back and Seat

Unit weight: 48 LB | 21.8 KG
 Carton weight: 57 LB | 25.85 KG
 Carton volume: 10.5 FT³ | 0.29 MT³

List price

MVL3113 1042
 Luxhide bonded leather
 or fabric (previously MVL3113F)

Ergonomic features:
 A, B, C, D, E, F, G, H, M, N, S, V

| OVERALL DIMENSIONS | | | SEAT DIMENSIONS | | | BACK DIMENSIONS | |
|--------------------|---|---|-----------------|---|---|-----------------|---|
| W | D | H | W | D | H | W | H |

| | | | | | | | | |
|----|-----|-----|------|-----|-----------|-----------|------|-----|
| IN | 26 | 27 | 39.5 | 20 | 17.5-20.5 | 17.5-22.5 | 19.5 | 20 |
| MM | 660 | 686 | 1003 | 508 | 445-521 | 445-572 | 495 | 508 |

RTA 2 1 per carton



Tilter, Uph Back and Seat

Unit weight: 37 LB | 16.8 KG
 Carton weight: 46 LB | 20.87 KG
 Carton volume: 10.5 FT³ | 0.29 MT³

List price

MVL3114 941
 Luxhide bonded leather
 or fabric (previously MVL3114F)

Ergonomic features:
 A, B, C, D, H, M, N, S, V

| OVERALL DIMENSIONS | | | SEAT DIMENSIONS | | | BACK DIMENSIONS | |
|--------------------|---|---|-----------------|---|---|-----------------|---|
| W | D | H | W | D | H | W | H |

| | | | | | | | | |
|----|-----|-----|-----|-----|------|---------|------|-----|
| IN | 26 | 27 | 38 | 20 | 18.5 | 16-21 | 19.5 | 20 |
| MM | 660 | 686 | 965 | 508 | 470 | 406-533 | 495 | 508 |

RTA 2 1 per carton



Task, Uph Back and Seat

Unit weight: 32 LB | 14.5 KG
 Carton weight: 41 LB | 18.6 KG
 Carton volume: 10.5 FT³ | 0.29 MT³

List price

MVL3116 878
 Luxhide bonded leather
 or fabric (previously MVL3116F)

Ergonomic features:
 C, D, E, H, M, N, V

| OVERALL DIMENSIONS | | | SEAT DIMENSIONS | | | BACK DIMENSIONS | |
|--------------------|---|---|-----------------|---|---|-----------------|---|
| W | D | H | W | D | H | W | H |

| | | | | | | | | |
|----|-----|-----|-----|-----|------|---------|------|-----|
| IN | 26 | 27 | 38 | 20 | 18.5 | 16-21 | 19.5 | 20 |
| MM | 660 | 686 | 965 | 508 | 470 | 406-533 | 495 | 508 |

RTA 2 1 per carton



Armless Height Adjustable Chair, Uph Back and Seat

Unit weight: 31 LB | 14.1 KG
 Carton weight: 40 LB | 18.14 KG
 Carton volume: 10.5 FT³ | 0.29 MT³

List price

MVL3117 1009
 Luxhide bonded leather
 or fabric (previously MVL3117F)

Ergonomic features:
 C, D, M, N, V

| OVERALL DIMENSIONS | | | SEAT DIMENSIONS | | | BACK DIMENSIONS | |
|--------------------|---|---|-----------------|---|---|-----------------|---|
| W | D | H | W | D | H | W | H |

| | | | | | | | | |
|----|-----|-----|------|-----|------|---------|------|-----|
| IN | 20 | 27 | 48 | 20 | 18.5 | 23-33 | 19.5 | 20 |
| MM | 508 | 686 | 1219 | 508 | 470 | 584-838 | 495 | 508 |

RTA 2 1 per carton

DESCRIPTION MODEL# / FEATURES



Weight Sensing Synchro-Tilter, Uph Back and Seat
 Unit weight: 43 LB | 19.5 KG
 Carton weight: 52 LB | 23.59 KG
 Carton volume: 10.5 FT³ | 0.29 MT³

List price
MVL3118 1128
 Luxhide bonded leather
 or fabric (previously MVL3118F)

| | OVERALL DIMENSIONS | | | SEAT DIMENSIONS | | | BACK DIMENSIONS | |
|----|--------------------|-----|-----|-----------------|-----------|-----------|-----------------|-----|
| | W | D | H | W | D | H | W | H |
| IN | 26 | 27 | 39 | 20 | 17.5-20.5 | 16.5-21.5 | 19.5 | 20 |
| MM | 660 | 686 | 991 | 508 | 445-521 | 419-546 | 495 | 508 |

Ergonomic features:
 A, B, C, D, E, H, L, M, N, V
 1 per carton



Height Adjustable Chair w/Arms, Uph Back and Seat
 Unit weight: 37 LB | 16.8 KG
 Carton weight: 46 LB | 20.87 KG
 Carton volume: 10.5 FT³ | 0.29 MT³

List price
MVL3119 1097
 Luxhide bonded leather
 or fabric (previously MVL3119F)

| | OVERALL DIMENSIONS | | | SEAT DIMENSIONS | | | BACK DIMENSIONS | |
|----|--------------------|-----|------|-----------------|------|---------|-----------------|-----|
| | W | D | H | W | D | H | W | H |
| IN | 26 | 27 | 48 | 20 | 18.5 | 23-33 | 19.5 | 20 |
| MM | 660 | 686 | 1219 | 508 | 470 | 584-838 | 495 | 508 |

Ergonomic features:
 C, D, H, M, N, V
 1 per carton



Synchro-Tilter, Mesh Back and Seat
 Unit weight: 43 LB | 19.5 KG
 Carton weight: 52 LB | 23.59 KG
 Carton volume: 10.5 FT³ | 0.29 MT³

List price
MVL3121 1008
 Black mesh

| | OVERALL DIMENSIONS | | | SEAT DIMENSIONS | | | BACK DIMENSIONS | |
|----|--------------------|-----|------|-----------------|------|-----------|-----------------|-----|
| | W | D | H | W | D | H | W | H |
| IN | 26 | 27 | 38.5 | 20 | 18.5 | 16.5-21.5 | 19.5 | 20 |
| MM | 660 | 686 | 978 | 508 | 470 | 419-546 | 495 | 508 |

Ergonomic features:
 A, B, C, D, H, L, M, V
 1 per carton



Multi-Tilter, Mesh Back and Seat
 Unit weight: 48 LB | 21.8 KG
 Carton weight: 57 LB | 25.85 KG
 Carton volume: 10.5 FT³ | 0.29 MT³

List price
MVL3123 1076
 Black mesh

| | OVERALL DIMENSIONS | | | SEAT DIMENSIONS | | | BACK DIMENSIONS | |
|----|--------------------|-----|------|-----------------|-----------|-----------|-----------------|-----|
| | W | D | H | W | D | H | W | H |
| IN | 26 | 27 | 39.5 | 20 | 17.5-20.5 | 17.5-22.5 | 19.5 | 20 |
| MM | 660 | 686 | 1003 | 508 | 445-521 | 445-572 | 495 | 508 |

Ergonomic features:
 A, B, C, D, E, F, G, H, M, S, V
 1 per carton



Tilter, Mesh Back and Seat
 Unit weight: 37 LB | 16.8 KG
 Carton weight: 46 LB | 20.87 KG
 Carton volume: 10.5 FT³ | 0.29 MT³

List price
MVL3124 972
 Black mesh

| | OVERALL DIMENSIONS | | | SEAT DIMENSIONS | | | BACK DIMENSIONS | |
|----|--------------------|-----|-----|-----------------|------|---------|-----------------|-----|
| | W | D | H | W | D | H | W | H |
| IN | 26 | 27 | 38 | 20 | 18.5 | 16-21 | 19.5 | 20 |
| MM | 660 | 686 | 965 | 508 | 470 | 406-533 | 495 | 508 |

Ergonomic features:
 A, B, C, D, H, M, S, V
 1 per carton

DESCRIPTION MODEL# / FEATURES



Task, Mesh Back and Seat
 Unit weight: 32 LB | 14.5 KG
 Carton weight: 41 LB | 18.6 KG
 Carton volume: 10.5 FT³ | 0.29 MT³

List price
MVL3126
 Black mesh 912

Ergonomic features:
 C, D, E, H, M, V

| OVERALL DIMENSIONS | | | SEAT DIMENSIONS | | | BACK DIMENSIONS | |
|--------------------|---|---|-----------------|---|---|-----------------|---|
| W | D | H | W | D | H | W | H |

| | | | | | | | | |
|----|-----|-----|-----|-----|------|---------|------|-----|
| IN | 26 | 27 | 38 | 20 | 18.5 | 16-21 | 19.5 | 20 |
| MM | 660 | 686 | 965 | 508 | 470 | 406-533 | 495 | 508 |



1 per carton



Armless Height Adjustable Chair, Mesh Back and Seat
 Unit weight: 31 LB | 14.1 KG
 Carton weight: 40 LB | 18.14 KG
 Carton volume: 10.5 FT³ | 0.29 MT³

List price
MVL3127
 Black mesh 1042

Ergonomic features:
 C, D, M, V

| OVERALL DIMENSIONS | | | SEAT DIMENSIONS | | | BACK DIMENSIONS | |
|--------------------|---|---|-----------------|---|---|-----------------|---|
| W | D | H | W | D | H | W | H |

| | | | | | | | | |
|----|-----|-----|------|-----|------|---------|------|-----|
| IN | 20 | 27 | 48 | 20 | 18.5 | 23-33 | 19.5 | 20 |
| MM | 508 | 686 | 1219 | 508 | 470 | 584-838 | 495 | 508 |



1 per carton



Weight Sensing Synchro-Tilter, Mesh Back and Seat
 Unit weight: 43 LB | 19.5 KG
 Carton weight: 52 LB | 23.59 KG
 Carton volume: 10.5 FT³ | 0.29 MT³

List price
MVL3128
 Black mesh 1162

Ergonomic features:
 A, B, C, D, E, H, L, M, V

| OVERALL DIMENSIONS | | | SEAT DIMENSIONS | | | BACK DIMENSIONS | |
|--------------------|---|---|-----------------|---|---|-----------------|---|
| W | D | H | W | D | H | W | H |

| | | | | | | | | |
|----|-----|-----|-----|-----|-----------|-----------|------|-----|
| IN | 26 | 27 | 39 | 20 | 17.5-20.5 | 16.5-21.5 | 19.5 | 20 |
| MM | 660 | 686 | 991 | 508 | 445-521 | 419-546 | 495 | 508 |



1 per carton



Height Adjustable Chair w/Arms, Mesh Back and Seat
 Unit weight: 37 LB | 16.8 KG
 Carton weight: 46 LB | 20.87 KG
 Carton volume: 10.5 FT³ | 0.29 MT³

List price
MVL3129
 Black mesh 1128

Ergonomic features:
 C, D, H, M, V

| OVERALL DIMENSIONS | | | SEAT DIMENSIONS | | | BACK DIMENSIONS | |
|--------------------|---|---|-----------------|---|---|-----------------|---|
| W | D | H | W | D | H | W | H |

| | | | | | | | | |
|----|-----|-----|------|-----|------|---------|------|-----|
| IN | 26 | 27 | 48 | 20 | 18.5 | 23-33 | 19.5 | 20 |
| MM | 660 | 686 | 1219 | 508 | 470 | 584-838 | 495 | 508 |



1 per carton



BETA



model MVL2729



model MVL2718

STANDARD FEATURES





- Posture task chairs. Canadian made.
- Generous size seat and back, fully upholstered.
- Standard with height adjustable T-arms with durable self-skinned urethane (SSU) armcaps (except armless models).
- Height adjustable chairs are equipped with an adjustable Chrome footrest.
- Dual wheel carpet casters (C65) are standard.
- Can be upholstered in all Global grade 1 seating textiles with the exception of Luxhide (see page 142).
- Compliant with the emissions guidelines set by the GREENGUARD Environmental Institute.
- Limited Lifetime Warranty (5-year exceptions apply - see page 146).
- Weight capacity for this series is 300 lbs.


CHAIR ADJUSTMENTS




- Infinite back angle and back height adjustment.
- Pneumatic seat height adjustment.

OPTIONAL FEATURES




- For hard surface flooring casters, please specify (C65R). Add \$21/set.
- Bantam is a durable, bleach cleanable (9:1) vinyl, but due to the stiff nature of the textile, this vinyl is prone to bunching and will not upholster as smoothly as other coverings in this series.





| DESCRIPTION | MODEL# / FEATURES | | | | | | | | | | | | | | | | | | | | | | | | | | | | | | | | |
|---|--|--------------------|------|-----------------|-----------------|------|-----------------|-----------------|--|---|---|---|---|---|---|---|---|---------|------|------|------|------|-----------|------|-------|--------|-----|------|-----|-----|---------|-----|---------|
|  <p>Height Adjustable Armless Posture Task Unit weight: 41 LB 18.6 KG Carton weight: 46 LB 20.87 KG Carton volume: 6.75 FT³ 0.19 MT³</p> | <p>List price</p> <p>MVL2718 535</p> <table border="1"> <thead> <tr> <th colspan="3">OVERALL DIMENSIONS</th> <th colspan="3">SEAT DIMENSIONS</th> <th colspan="2">BACK DIMENSIONS</th> </tr> <tr> <th>W</th> <th>D</th> <th>H</th> <th>W</th> <th>D</th> <th>H</th> <th>W</th> <th>H</th> </tr> </thead> <tbody> <tr> <td>IN 20.5</td> <td>23.5</td> <td>44</td> <td>20.5</td> <td>16.5</td> <td>22-30</td> <td>18.5</td> <td>16-19</td> </tr> <tr> <td>MM 521</td> <td>597</td> <td>1118</td> <td>521</td> <td>419</td> <td>559-762</td> <td>470</td> <td>406-483</td> </tr> </tbody> </table> <p>Ergonomic features: C, D, G, M, N</p> <p>RTA 2 courier 1 per carton CANADA GREENGUARD</p> | OVERALL DIMENSIONS | | | SEAT DIMENSIONS | | | BACK DIMENSIONS | | W | D | H | W | D | H | W | H | IN 20.5 | 23.5 | 44 | 20.5 | 16.5 | 22-30 | 18.5 | 16-19 | MM 521 | 597 | 1118 | 521 | 419 | 559-762 | 470 | 406-483 |
| | OVERALL DIMENSIONS | | | SEAT DIMENSIONS | | | BACK DIMENSIONS | | | | | | | | | | | | | | | | | | | | | | | | | | |
| W | D | H | W | D | H | W | H | | | | | | | | | | | | | | | | | | | | | | | | | | |
| IN 20.5 | 23.5 | 44 | 20.5 | 16.5 | 22-30 | 18.5 | 16-19 | | | | | | | | | | | | | | | | | | | | | | | | | | |
| MM 521 | 597 | 1118 | 521 | 419 | 559-762 | 470 | 406-483 | | | | | | | | | | | | | | | | | | | | | | | | | | |
|  <p>Height Adjustable Posture Task w/Arms Unit weight: 46 LB 20.9 KG Carton weight: 51 LB 23.13 KG Carton volume: 6.75 FT³ 0.19 MT³</p> | <p>List price</p> <p>MVL2719 625</p> <table border="1"> <thead> <tr> <th colspan="3">OVERALL DIMENSIONS</th> <th colspan="3">SEAT DIMENSIONS</th> <th colspan="2">BACK DIMENSIONS</th> </tr> <tr> <th>W</th> <th>D</th> <th>H</th> <th>W</th> <th>D</th> <th>H</th> <th>W</th> <th>H</th> </tr> </thead> <tbody> <tr> <td>IN 24.5</td> <td>23.5</td> <td>44</td> <td>20.5</td> <td>16.5</td> <td>22-30</td> <td>18.5</td> <td>16-19</td> </tr> <tr> <td>MM 622</td> <td>597</td> <td>1118</td> <td>521</td> <td>419</td> <td>559-762</td> <td>470</td> <td>406-483</td> </tr> </tbody> </table> <p>Ergonomic features: C, D, G, H, M, N</p> <p>RTA 2 courier 1 per carton CANADA GREENGUARD</p> | OVERALL DIMENSIONS | | | SEAT DIMENSIONS | | | BACK DIMENSIONS | | W | D | H | W | D | H | W | H | IN 24.5 | 23.5 | 44 | 20.5 | 16.5 | 22-30 | 18.5 | 16-19 | MM 622 | 597 | 1118 | 521 | 419 | 559-762 | 470 | 406-483 |
| | OVERALL DIMENSIONS | | | SEAT DIMENSIONS | | | BACK DIMENSIONS | | | | | | | | | | | | | | | | | | | | | | | | | | |
| W | D | H | W | D | H | W | H | | | | | | | | | | | | | | | | | | | | | | | | | | |
| IN 24.5 | 23.5 | 44 | 20.5 | 16.5 | 22-30 | 18.5 | 16-19 | | | | | | | | | | | | | | | | | | | | | | | | | | |
| MM 622 | 597 | 1118 | 521 | 419 | 559-762 | 470 | 406-483 | | | | | | | | | | | | | | | | | | | | | | | | | | |
|  <p>Armless Posture Task Unit weight: 27 LB 12.3 KG Carton weight: 31 LB 14.06 KG Carton volume: 4.9 FT³ 0.13 MT³</p> | <p>List price</p> <p>MVL2728 346</p> <table border="1"> <thead> <tr> <th colspan="3">OVERALL DIMENSIONS</th> <th colspan="3">SEAT DIMENSIONS</th> <th colspan="2">BACK DIMENSIONS</th> </tr> <tr> <th>W</th> <th>D</th> <th>H</th> <th>W</th> <th>D</th> <th>H</th> <th>W</th> <th>H</th> </tr> </thead> <tbody> <tr> <td>IN 20.5</td> <td>22</td> <td>38.5</td> <td>20.5</td> <td>17</td> <td>16.5-21.5</td> <td>18.5</td> <td>16-20</td> </tr> <tr> <td>MM 521</td> <td>559</td> <td>978</td> <td>521</td> <td>432</td> <td>419-546</td> <td>470</td> <td>406-508</td> </tr> </tbody> </table> <p>Ergonomic features: C, D, G, M, N</p> <p>RTA 2 courier 1 per carton CANADA GREENGUARD</p> | OVERALL DIMENSIONS | | | SEAT DIMENSIONS | | | BACK DIMENSIONS | | W | D | H | W | D | H | W | H | IN 20.5 | 22 | 38.5 | 20.5 | 17 | 16.5-21.5 | 18.5 | 16-20 | MM 521 | 559 | 978 | 521 | 432 | 419-546 | 470 | 406-508 |
| | OVERALL DIMENSIONS | | | SEAT DIMENSIONS | | | BACK DIMENSIONS | | | | | | | | | | | | | | | | | | | | | | | | | | |
| W | D | H | W | D | H | W | H | | | | | | | | | | | | | | | | | | | | | | | | | | |
| IN 20.5 | 22 | 38.5 | 20.5 | 17 | 16.5-21.5 | 18.5 | 16-20 | | | | | | | | | | | | | | | | | | | | | | | | | | |
| MM 521 | 559 | 978 | 521 | 432 | 419-546 | 470 | 406-508 | | | | | | | | | | | | | | | | | | | | | | | | | | |
|  <p>Posture Task w/Arms Unit weight: 33 LB 15 KG Carton weight: 38 LB 17.24 KG Carton volume: 6.75 FT³ 0.19 MT³</p> | <p>List price</p> <p>MVL2729 438</p> <table border="1"> <thead> <tr> <th colspan="3">OVERALL DIMENSIONS</th> <th colspan="3">SEAT DIMENSIONS</th> <th colspan="2">BACK DIMENSIONS</th> </tr> <tr> <th>W</th> <th>D</th> <th>H</th> <th>W</th> <th>D</th> <th>H</th> <th>W</th> <th>H</th> </tr> </thead> <tbody> <tr> <td>IN 24</td> <td>22</td> <td>38.5</td> <td>20.5</td> <td>17</td> <td>16.5-21.5</td> <td>18.5</td> <td>16-20</td> </tr> <tr> <td>MM 610</td> <td>559</td> <td>978</td> <td>521</td> <td>432</td> <td>419-546</td> <td>470</td> <td>406-508</td> </tr> </tbody> </table> <p>Ergonomic features: C, D, G, H, M, N</p> <p>RTA 2 courier 1 per carton CANADA GREENGUARD</p> | OVERALL DIMENSIONS | | | SEAT DIMENSIONS | | | BACK DIMENSIONS | | W | D | H | W | D | H | W | H | IN 24 | 22 | 38.5 | 20.5 | 17 | 16.5-21.5 | 18.5 | 16-20 | MM 610 | 559 | 978 | 521 | 432 | 419-546 | 470 | 406-508 |
| | OVERALL DIMENSIONS | | | SEAT DIMENSIONS | | | BACK DIMENSIONS | | | | | | | | | | | | | | | | | | | | | | | | | | |
| W | D | H | W | D | H | W | H | | | | | | | | | | | | | | | | | | | | | | | | | | |
| IN 24 | 22 | 38.5 | 20.5 | 17 | 16.5-21.5 | 18.5 | 16-20 | | | | | | | | | | | | | | | | | | | | | | | | | | |
| MM 610 | 559 | 978 | 521 | 432 | 419-546 | 470 | 406-508 | | | | | | | | | | | | | | | | | | | | | | | | | | |

| DESCRIPTION | MODEL# / FEATURES | List price | | | | | | | | | | | | | | | | | | | | | | | | | | | | | | | | |
|--|--|------------|--------------------|-----------------|---|-----------------|-----------------|--|-----------------|--|---|---|---|---|---|---|---|---|------|----|----|---|---|---|---|---|-------|-----|-----|---|---|---|---|---|
|  <p>Height Adjustable T-Arms - 1 pair Unit weight: 8 LB 3.6 KG Carton weight: 10 LB 4.54 KG Carton volume: 1.3 FT³ 0.03 MT³</p> | MVL2784 | 119 | | | | | | | | | | | | | | | | | | | | | | | | | | | | | | | | |
| | <table border="1"> <thead> <tr> <th colspan="3">OVERALL DIMENSIONS</th> <th colspan="3">SEAT DIMENSIONS</th> <th colspan="2">BACK DIMENSIONS</th> </tr> <tr> <th>W</th> <th>D</th> <th>H</th> <th>W</th> <th>D</th> <th>H</th> <th>W</th> <th>H</th> </tr> </thead> <tbody> <tr> <td>IN 3</td> <td>10</td> <td>12</td> <td>-</td> <td>-</td> <td>-</td> <td>-</td> <td>-</td> </tr> <tr> <td>MM 76</td> <td>254</td> <td>305</td> <td>-</td> <td>-</td> <td>-</td> <td>-</td> <td>-</td> </tr> </tbody> </table> | | OVERALL DIMENSIONS | | | SEAT DIMENSIONS | | | BACK DIMENSIONS | | W | D | H | W | D | H | W | H | IN 3 | 10 | 12 | - | - | - | - | - | MM 76 | 254 | 305 | - | - | - | - | - |
| | OVERALL DIMENSIONS | | | SEAT DIMENSIONS | | | BACK DIMENSIONS | | | | | | | | | | | | | | | | | | | | | | | | | | | |
| W | D | H | W | D | H | W | H | | | | | | | | | | | | | | | | | | | | | | | | | | | |
| IN 3 | 10 | 12 | - | - | - | - | - | | | | | | | | | | | | | | | | | | | | | | | | | | | |
| MM 76 | 254 | 305 | - | - | - | - | - | | | | | | | | | | | | | | | | | | | | | | | | | | | |
| <p>RTA 00 1 pair per carton (pricing is for the pair, specifications are for one arm)</p> | | | | | | | | | | | | | | | | | | | | | | | | | | | | | | | | | | |





| DESCRIPTION | MODEL# / FEATURES | List price | | | | | | | | | | | | | | | | | | | | | | | | | | | | | | | | |
|---|--|------------|--------------------|-----------------|-----------|-----------------|-----------------|--|-----------------|--|---|---|---|---|---|---|---|---|-------|------|------|------|----|-----------|----|------|--------|-----|-----|-----|-----|---------|-----|-----|
|  <p>BOLT model OTG11510B</p> | OTG11510B | 523 | | | | | | | | | | | | | | | | | | | | | | | | | | | | | | | | |
| | <table border="1"> <thead> <tr> <th colspan="3">OVERALL DIMENSIONS</th> <th colspan="3">SEAT DIMENSIONS</th> <th colspan="2">BACK DIMENSIONS</th> </tr> <tr> <th>W</th> <th>D</th> <th>H</th> <th>W</th> <th>D</th> <th>H</th> <th>W</th> <th>H</th> </tr> </thead> <tbody> <tr> <td>IN 25</td> <td>21.5</td> <td>35.5</td> <td>19.5</td> <td>17</td> <td>17.5-21.5</td> <td>18</td> <td>16.5</td> </tr> <tr> <td>MM 635</td> <td>546</td> <td>902</td> <td>495</td> <td>432</td> <td>445-546</td> <td>457</td> <td>419</td> </tr> </tbody> </table> | | OVERALL DIMENSIONS | | | SEAT DIMENSIONS | | | BACK DIMENSIONS | | W | D | H | W | D | H | W | H | IN 25 | 21.5 | 35.5 | 19.5 | 17 | 17.5-21.5 | 18 | 16.5 | MM 635 | 546 | 902 | 495 | 432 | 445-546 | 457 | 419 |
| | OVERALL DIMENSIONS | | | SEAT DIMENSIONS | | | BACK DIMENSIONS | | | | | | | | | | | | | | | | | | | | | | | | | | | |
| W | D | H | W | D | H | W | H | | | | | | | | | | | | | | | | | | | | | | | | | | | |
| IN 25 | 21.5 | 35.5 | 19.5 | 17 | 17.5-21.5 | 18 | 16.5 | | | | | | | | | | | | | | | | | | | | | | | | | | | |
| MM 635 | 546 | 902 | 495 | 432 | 445-546 | 457 | 419 | | | | | | | | | | | | | | | | | | | | | | | | | | | |
| <p>Ergonomic features: A, B, C, H, M, N, S</p> <p>RTA 8  1 per carton </p> | | | | | | | | | | | | | | | | | | | | | | | | | | | | | | | | | | |

- STANDARD FEATURES**
- Value priced mesh seating.
 - Breathable mesh back.
 - Scuff resistant arched base.
 - Standard with height adjustable T-arms with durable self-skinned urethane (SSU) armcaps.
 - Dual wheel carpet casters (C65) are standard.
 - Only available in Black mesh fabric (MS20) seat with Black mesh back.
 - Compliant with the emissions guidelines set by the GREENGUARD Environmental Institute.
 - Limited Lifetime Warranty (2-year exceptions apply - see page 146).
 - Weight capacity for this series is 300 lbs.
- CHAIR ADJUSTMENTS**
- Center tilt with upright position tilt lock.
 - Tilt tension adjustment.
 - Pneumatic seat height adjustment.
- OPTIONAL FEATURES**
- Hard surface flooring casters (**C65R**) can be purchased separately. Add \$96/set.

| DESCRIPTION | MODEL# / FEATURES | List price | | | | | | | | | | | | | | | | | | | | | | | | | | | | | | | | |
|--|--|------------|--------------------|-----------------|-----------|-----------------|-----------------|--|-----------------|--|---|---|---|---|---|---|---|---|-------|------|------|------|----|-----------|----|------|--------|-----|-----|-----|-----|---------|-----|-----|
|  <p>Tilter, Mesh Back Unit weight: 30 LB 13.6 KG Carton weight: 36 LB 16.33 KG Carton volume: 4.6 FT³ 0.13 MT³</p> | OTG11510B | 523 | | | | | | | | | | | | | | | | | | | | | | | | | | | | | | | | |
| | <table border="1"> <thead> <tr> <th colspan="3">OVERALL DIMENSIONS</th> <th colspan="3">SEAT DIMENSIONS</th> <th colspan="2">BACK DIMENSIONS</th> </tr> <tr> <th>W</th> <th>D</th> <th>H</th> <th>W</th> <th>D</th> <th>H</th> <th>W</th> <th>H</th> </tr> </thead> <tbody> <tr> <td>IN 25</td> <td>21.5</td> <td>35.5</td> <td>19.5</td> <td>17</td> <td>17.5-21.5</td> <td>18</td> <td>16.5</td> </tr> <tr> <td>MM 635</td> <td>546</td> <td>902</td> <td>495</td> <td>432</td> <td>445-546</td> <td>457</td> <td>419</td> </tr> </tbody> </table> | | OVERALL DIMENSIONS | | | SEAT DIMENSIONS | | | BACK DIMENSIONS | | W | D | H | W | D | H | W | H | IN 25 | 21.5 | 35.5 | 19.5 | 17 | 17.5-21.5 | 18 | 16.5 | MM 635 | 546 | 902 | 495 | 432 | 445-546 | 457 | 419 |
| | OVERALL DIMENSIONS | | | SEAT DIMENSIONS | | | BACK DIMENSIONS | | | | | | | | | | | | | | | | | | | | | | | | | | | |
| W | D | H | W | D | H | W | H | | | | | | | | | | | | | | | | | | | | | | | | | | | |
| IN 25 | 21.5 | 35.5 | 19.5 | 17 | 17.5-21.5 | 18 | 16.5 | | | | | | | | | | | | | | | | | | | | | | | | | | | |
| MM 635 | 546 | 902 | 495 | 432 | 445-546 | 457 | 419 | | | | | | | | | | | | | | | | | | | | | | | | | | | |
| <p>Ergonomic features: A, B, C, H, M, N, S</p> <p>RTA 8  1 per carton </p> | | | | | | | | | | | | | | | | | | | | | | | | | | | | | | | | | | |

| DESCRIPTION | MODEL# / FEATURES | List price | | | | | | | | | | | | | | | | | | | | | | | | | | | | | | | | |
|---|---|------------|--------------------|-----------------|---------|-----------------|-----------------|--|-----------------|--|---|---|---|---|---|---|---|---|---------|----|----|------|----|-------|----|------|--------|-----|------|-----|-----|---------|-----|-----|
|  <p>BRIGHTON model MVL2787</p> | MVL2787 | 725 | | | | | | | | | | | | | | | | | | | | | | | | | | | | | | | | |
| | <table border="1"> <thead> <tr> <th colspan="3">OVERALL DIMENSIONS</th> <th colspan="3">SEAT DIMENSIONS</th> <th colspan="2">BACK DIMENSIONS</th> </tr> <tr> <th>W</th> <th>D</th> <th>H</th> <th>W</th> <th>D</th> <th>H</th> <th>W</th> <th>H</th> </tr> </thead> <tbody> <tr> <td>IN 26.5</td> <td>28</td> <td>44</td> <td>21.5</td> <td>20</td> <td>16-21</td> <td>20</td> <td>25.5</td> </tr> <tr> <td>MM 673</td> <td>711</td> <td>1118</td> <td>546</td> <td>508</td> <td>406-533</td> <td>508</td> <td>648</td> </tr> </tbody> </table> | | OVERALL DIMENSIONS | | | SEAT DIMENSIONS | | | BACK DIMENSIONS | | W | D | H | W | D | H | W | H | IN 26.5 | 28 | 44 | 21.5 | 20 | 16-21 | 20 | 25.5 | MM 673 | 711 | 1118 | 546 | 508 | 406-533 | 508 | 648 |
| | OVERALL DIMENSIONS | | | SEAT DIMENSIONS | | | BACK DIMENSIONS | | | | | | | | | | | | | | | | | | | | | | | | | | | |
| W | D | H | W | D | H | W | H | | | | | | | | | | | | | | | | | | | | | | | | | | | |
| IN 26.5 | 28 | 44 | 21.5 | 20 | 16-21 | 20 | 25.5 | | | | | | | | | | | | | | | | | | | | | | | | | | | |
| MM 673 | 711 | 1118 | 546 | 508 | 406-533 | 508 | 648 | | | | | | | | | | | | | | | | | | | | | | | | | | | |
| <p>Ergonomic features: A, B, C, M, N, S</p> <p>RTA 8  1 per carton  </p> | | | | | | | | | | | | | | | | | | | | | | | | | | | | | | | | | | |

- STANDARD FEATURES**
- High back management chair.
 - High comfort design, Canadian made.
 - Contoured seat and back with integrated headrest.
 - Black arms and base.
 - Loop arms with upholstered armcaps.
 - Dual wheel carpet casters (C65) are standard.
 - Seating surfaces can be upholstered in Luxhide bonded leather, in various colors (see page 142).
 - Compliant with the emissions guidelines set by the GREENGUARD Environmental Institute.
- CHAIR ADJUSTMENTS**
- Center tilt with upright position tilt lock.
 - Tilt tension adjustment.
 - Pneumatic seat height adjustment.
- OPTIONAL FEATURES**
- Limited Lifetime Warranty (5-year exceptions apply - see page 146).
 - Weight capacity for this series is 300 lbs.
 - For hard surface flooring casters, please specify (**C65R**). Add \$21/set.

| DESCRIPTION | MODEL# / FEATURES | List price | | | | | | | | | | | | | | | | | | | | | | | | | | | | | | | | |
|---|---|------------|--------------------|-----------------|---------|-----------------|-----------------|--|-----------------|--|---|---|---|---|---|---|---|---|---------|----|----|------|----|-------|----|------|--------|-----|------|-----|-----|---------|-----|-----|
|  <p>High Back Tilter Unit weight: 42 LB 19.1 KG Carton weight: 54 LB 24.49 KG Carton volume: 10.5 FT³ 0.29 MT³</p> | MVL2787 | 725 | | | | | | | | | | | | | | | | | | | | | | | | | | | | | | | | |
| | <table border="1"> <thead> <tr> <th colspan="3">OVERALL DIMENSIONS</th> <th colspan="3">SEAT DIMENSIONS</th> <th colspan="2">BACK DIMENSIONS</th> </tr> <tr> <th>W</th> <th>D</th> <th>H</th> <th>W</th> <th>D</th> <th>H</th> <th>W</th> <th>H</th> </tr> </thead> <tbody> <tr> <td>IN 26.5</td> <td>28</td> <td>44</td> <td>21.5</td> <td>20</td> <td>16-21</td> <td>20</td> <td>25.5</td> </tr> <tr> <td>MM 673</td> <td>711</td> <td>1118</td> <td>546</td> <td>508</td> <td>406-533</td> <td>508</td> <td>648</td> </tr> </tbody> </table> | | OVERALL DIMENSIONS | | | SEAT DIMENSIONS | | | BACK DIMENSIONS | | W | D | H | W | D | H | W | H | IN 26.5 | 28 | 44 | 21.5 | 20 | 16-21 | 20 | 25.5 | MM 673 | 711 | 1118 | 546 | 508 | 406-533 | 508 | 648 |
| | OVERALL DIMENSIONS | | | SEAT DIMENSIONS | | | BACK DIMENSIONS | | | | | | | | | | | | | | | | | | | | | | | | | | | |
| W | D | H | W | D | H | W | H | | | | | | | | | | | | | | | | | | | | | | | | | | | |
| IN 26.5 | 28 | 44 | 21.5 | 20 | 16-21 | 20 | 25.5 | | | | | | | | | | | | | | | | | | | | | | | | | | | |
| MM 673 | 711 | 1118 | 546 | 508 | 406-533 | 508 | 648 | | | | | | | | | | | | | | | | | | | | | | | | | | | |
| <p>Ergonomic features: A, B, C, M, N, S</p> <p>RTA 8  1 per carton  </p> | | | | | | | | | | | | | | | | | | | | | | | | | | | | | | | | | | |

CAMAN



model MVL11886



model MVL11888

STANDARD FEATURES

- Canadian made.
- Welded steel frame in Black finish.
- Fixed arms with self-skinned urethane (SSU) armcaps.
- Dual wheel carpet casters (C65) are standard (except guest chairs).
- Seating surfaces can be upholstered in Luxhide bonded leather, in various colors or in all Global grade 1 seating textiles (see page 142).
- Compliant with the emissions guidelines set by the GREENGUARD Environmental Institute.
- Limited Lifetime Warranty (5-year exceptions apply - see page 146).
- Weight capacity for this series is 300 lbs.

TILTER CHAIR ADJUSTMENTS







- Center tilt with upright position tilt lock
- Tilt tension adjustment.
- Pneumatic seat height adjustment.

OPTIONAL FEATURES

- For hard surface flooring casters, please specify (C65R). Add \$21/set.

ALTERNATE TEXTILE OPTIONS

- Graded-in textiles are available. No minimum quantities. Contact Customer Service for pricing.

| DESCRIPTION | MODEL# / FEATURES | | | | | | | | | | | | | | | | | | | | | | | | | | | | | | | | |
|---|--|--------------------|------|-----------------|-----------------|------|-----------------|-----------------|--|---|---|---|---|---|---|---|---|---------|----|----|------|----|-------|------|------|--------|-----|------|-----|-----|---------|-----|-----|
|  <p>High Back Tilter Unit weight: 31 LB 14.1 KG Carton weight: 35 LB 15.88 KG Carton volume: 20.25 FT³ 0.57 MT³</p> | <p>List price</p> <p>MVL11886 512 Luxhide bonded leather or fabric (previously MVL11886F)</p> <table border="1"> <thead> <tr> <th colspan="3">OVERALL DIMENSIONS</th> <th colspan="3">SEAT DIMENSIONS</th> <th colspan="2">BACK DIMENSIONS</th> </tr> <tr> <th>W</th> <th>D</th> <th>H</th> <th>W</th> <th>D</th> <th>H</th> <th>W</th> <th>H</th> </tr> </thead> <tbody> <tr> <td>IN 25</td> <td>27</td> <td>40</td> <td>20.5</td> <td>18</td> <td>16-20</td> <td>19.5</td> <td>22.5</td> </tr> <tr> <td>MM 635</td> <td>686</td> <td>1016</td> <td>521</td> <td>457</td> <td>406-508</td> <td>495</td> <td>572</td> </tr> </tbody> </table> <p>Ergonomic features: A, B, C, M, N, S</p> <p>RTA 00 2 per carton (pricing and specifications are for one chair)</p> <p> </p> | OVERALL DIMENSIONS | | | SEAT DIMENSIONS | | | BACK DIMENSIONS | | W | D | H | W | D | H | W | H | IN 25 | 27 | 40 | 20.5 | 18 | 16-20 | 19.5 | 22.5 | MM 635 | 686 | 1016 | 521 | 457 | 406-508 | 495 | 572 |
| | OVERALL DIMENSIONS | | | SEAT DIMENSIONS | | | BACK DIMENSIONS | | | | | | | | | | | | | | | | | | | | | | | | | | |
| W | D | H | W | D | H | W | H | | | | | | | | | | | | | | | | | | | | | | | | | | |
| IN 25 | 27 | 40 | 20.5 | 18 | 16-20 | 19.5 | 22.5 | | | | | | | | | | | | | | | | | | | | | | | | | | |
| MM 635 | 686 | 1016 | 521 | 457 | 406-508 | 495 | 572 | | | | | | | | | | | | | | | | | | | | | | | | | | |
|  <p>Medium Back Guest Chair - Sled Base Unit weight: 23 LB 10.5 KG Carton weight: 27 LB 12.25 KG Carton volume: 20.25 FT³ 0.57 MT³</p> | <p>List price</p> <p>MVL11888 430 Luxhide bonded leather or fabric (previously MVL11888F)</p> <table border="1"> <thead> <tr> <th colspan="3">OVERALL DIMENSIONS</th> <th colspan="3">SEAT DIMENSIONS</th> <th colspan="2">BACK DIMENSIONS</th> </tr> <tr> <th>W</th> <th>D</th> <th>H</th> <th>W</th> <th>D</th> <th>H</th> <th>W</th> <th>H</th> </tr> </thead> <tbody> <tr> <td>IN 24.5</td> <td>25</td> <td>33</td> <td>20</td> <td>18</td> <td>17</td> <td>20</td> <td>17</td> </tr> <tr> <td>MM 622</td> <td>635</td> <td>838</td> <td>508</td> <td>457</td> <td>432</td> <td>508</td> <td>432</td> </tr> </tbody> </table> <p>Ergonomic features: M, N</p> <p>RTA 00 2 per carton (pricing and specifications are for one chair)</p> <p> </p> | OVERALL DIMENSIONS | | | SEAT DIMENSIONS | | | BACK DIMENSIONS | | W | D | H | W | D | H | W | H | IN 24.5 | 25 | 33 | 20 | 18 | 17 | 20 | 17 | MM 622 | 635 | 838 | 508 | 457 | 432 | 508 | 432 |
| | OVERALL DIMENSIONS | | | SEAT DIMENSIONS | | | BACK DIMENSIONS | | | | | | | | | | | | | | | | | | | | | | | | | | |
| W | D | H | W | D | H | W | H | | | | | | | | | | | | | | | | | | | | | | | | | | |
| IN 24.5 | 25 | 33 | 20 | 18 | 17 | 20 | 17 | | | | | | | | | | | | | | | | | | | | | | | | | | |
| MM 622 | 635 | 838 | 508 | 457 | 432 | 508 | 432 | | | | | | | | | | | | | | | | | | | | | | | | | | |

CARLETON



model OTG11359

STANDARD FEATURES

- Available in high back and extended high back models.
- S-curve back shape for support of lumbar, shoulders and head.
- Contoured seat with waterfall seat front.
- Standard with height adjustable T-arms with durable self-skinned urethane (SSU) armcaps.
- Dual wheel carpet casters (C1) are standard.
- Seating surfaces are upholstered in Graphite polyester only.
- Compliant with the emissions guidelines set by the GREENGUARD Environmental Institute.
- Limited Lifetime Warranty (2-year exceptions apply - see page 146).
- Weight capacity for this series is 300 lbs.

CHAIR ADJUSTMENTS

- Center tilt with upright position tilt lock.
- Tilt tension adjustment.
- Pneumatic seat height adjustment.

OPTIONAL FEATURES

- Hard surface flooring casters (**C9R**) can be purchased separately. Add \$96/set.

DESCRIPTION MODEL# / FEATURES



High Back Tilter

Unit weight: 35 LB | 15.9 KG
 Carton weight: 42 LB | 19.05 KG
 Carton volume: 6.5 FT³ | 0.18 MT³

OTG11358

List price

622

| | OVERALL DIMENSIONS | | | SEAT DIMENSIONS | | | BACK DIMENSIONS | |
|----|--------------------|------|------|-----------------|-----|-----------|-----------------|------|
| | W | D | H | W | D | H | W | H |
| IN | 25 | 27.5 | 43 | 19.5 | 19 | 18.5-22.5 | 19 | 22.5 |
| MM | 635 | 699 | 1092 | 495 | 483 | 470-572 | 483 | 572 |

Ergonomic features:
 A, B, C, H, M, N, S



1 per carton



Extended High Back Tilter

Unit weight: 35.5 LB | 16.1 KG
 Carton weight: 43 LB | 19.5 KG
 Carton volume: 7 FT³ | 0.19 MT³

OTG11359

List price

654

| | OVERALL DIMENSIONS | | | SEAT DIMENSIONS | | | BACK DIMENSIONS | |
|----|--------------------|-----|------|-----------------|-----|-----------|-----------------|-----|
| | W | D | H | W | D | H | W | H |
| IN | 25 | 28 | 47 | 19.5 | 19 | 18.5-22.5 | 19 | 28 |
| MM | 635 | 711 | 1194 | 495 | 483 | 470-572 | 483 | 711 |

Ergonomic features:
 A, B, C, H, M, N, S



1 per carton





CENTRO



model OTG3915

STANDARD FEATURES

- Multi-purpose guest chair.
- Durable oval steel four-legged frame.
- Contoured back and seat cushions with waterfall seat edge.
- Upholstered armcaps.
- Seating surfaces are upholstered in Black Luxhide bonded leather.
- Compliant with the emissions guidelines set by the GREENGUARD Environmental Institute.
- Limited Lifetime Warranty (2-year exceptions apply - see page 146).
- Weight capacity for this series is 300 lbs.

| DESCRIPTION | | MODEL# / FEATURES | | | | | | | | | | | | | | | | | | | | | | | | | | | | | | | | | | |
|---|-------------------------------------|---|---|--------------------|------|-----------------|-----------------|-----|--|-----------------|--|--|---|---|---|---|---|---|---|---|----|------|----|------|------|------|----|------|----|----|-----|-----|-----|-----|-----|-----|
|  <p>Guest Chair Unit weight: 26 LB 11.8 KG Carton weight: 30 LB 13.61 KG Carton volume: 6.25 FT³ 0.17 M³</p> | <p>Ergonomic features: M, N</p> | List price | | | | | | | | | | | | | | | | | | | | | | | | | | | | | | | | | | |
| | | OTG3915 | 425 | | | | | | | | | | | | | | | | | | | | | | | | | | | | | | | | | |
| | | <table border="1"> <thead> <tr> <th colspan="3">OVERALL DIMENSIONS</th> <th colspan="3">SEAT DIMENSIONS</th> <th colspan="2">BACK DIMENSIONS</th> </tr> <tr> <th></th> <th>W</th> <th>D</th> <th>H</th> <th>W</th> <th>D</th> <th>H</th> <th>W</th> <th>H</th> </tr> </thead> <tbody> <tr> <td>IN</td> <td>24.5</td> <td>27</td> <td>33.5</td> <td>21.5</td> <td>18.5</td> <td>17</td> <td>21.5</td> <td>16</td> </tr> <tr> <td>MM</td> <td>622</td> <td>686</td> <td>851</td> <td>546</td> <td>470</td> <td>432</td> <td>546</td> <td>406</td> </tr> </tbody> </table> | | OVERALL DIMENSIONS | | | SEAT DIMENSIONS | | | BACK DIMENSIONS | | | W | D | H | W | D | H | W | H | IN | 24.5 | 27 | 33.5 | 21.5 | 18.5 | 17 | 21.5 | 16 | MM | 622 | 686 | 851 | 546 | 470 | 432 |
| OVERALL DIMENSIONS | | | SEAT DIMENSIONS | | | BACK DIMENSIONS | | | | | | | | | | | | | | | | | | | | | | | | | | | | | | |
| | W | D | H | W | D | H | W | H | | | | | | | | | | | | | | | | | | | | | | | | | | | | |
| IN | 24.5 | 27 | 33.5 | 21.5 | 18.5 | 17 | 21.5 | 16 | | | | | | | | | | | | | | | | | | | | | | | | | | | | |
| MM | 622 | 686 | 851 | 546 | 470 | 432 | 546 | 406 | | | | | | | | | | | | | | | | | | | | | | | | | | | | |
| RTA 8 | courier | 1 per carton |  | | | | | | | | | | | | | | | | | | | | | | | | | | | | | | | | | |

COBALT



model MVL2785

STANDARD FEATURES

- General purpose medium back tilter. Canadian made.
- Standard with height adjustable T-arms with durable self-skinned urethane (SSU) armcaps.
- Dual wheel carpet casters (C65) are standard.
- Seating surfaces can be upholstered in Luxhide bonded leather, in various colors or in all Global grade 1 seating textiles (see page 142).
- Compliant with the emissions guidelines set by the GREENGUARD Environmental Institute.
- Limited Lifetime Warranty (5-year exceptions apply - see page 146).
- Weight capacity for this series is 300 lbs.

CHAIR ADJUSTMENTS

- Center tilt with upright position tilt lock.
- Tilt tension adjustment.
- Pneumatic seat height adjustment.

OPTIONAL FEATURES

- For hard surface flooring casters, please specify (C65R). Add \$21/set.

DESCRIPTION

MODEL# / FEATURES



List price

MVL2785
Luxhide bonded leather
or fabric (previously MVL2785F)

460

| OVERALL DIMENSIONS | | | SEAT DIMENSIONS | | | BACK DIMENSIONS | | |
|--------------------|------|------|-----------------|-----|-----|-----------------|------|-----|
| | W | D | H | W | D | H | W | H |
| IN | 25.5 | 24.5 | 36 | 20 | 17 | 15.5-19.5 | 18.5 | 18 |
| MM | 648 | 622 | 914 | 508 | 432 | 394-495 | 470 | 457 |

Medium Back Tilter

Unit weight: 35 LB | 15.9 KG
Carton weight: 40 LB | 18.14 KG
Carton volume: 5.5 FT³ | 0.15 MT³

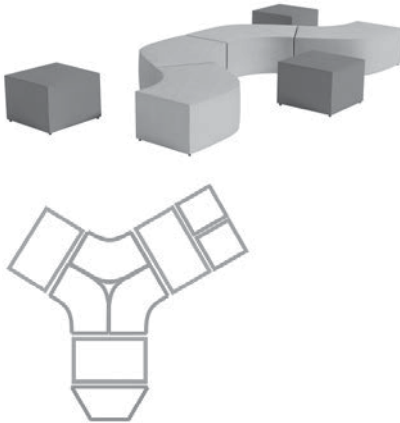
Ergonomic features:
A, B, C, H, M, N, S



1 per carton



CRAFT



Sample layout
Two square units, three rectangle units, three curve-120 degree units, one wedge unit



3-way layout
Three curve-120 degree units, three half round units and three round units



Collaborative pod layout
Six wedge units



Collaborative layout
Six curve-120 degree units, six half round units



Sample layout
Two wedge units



Sample layout
Two half round units

STANDARD FEATURES

- Craft is a modular lounge seating series that is easy to configure, durable and ideal for open spaces.
- Modular non-handed components, can be reconfigured to suit your space.
- Curve-120 degree units can create 3-way and collaborative pod configurations.
- Cushions are fully upholstered and mounted on 1.5" high nylon glides.
- Can be upholstered in all Global grade 1 seating textiles or in Luxhide bonded leather (see page 142).
- Compliant with the emissions guidelines set by the GREENGUARD Environmental Institute.
- Limited Lifetime Warranty (5-year exceptions apply - see page 146).
- Weight capacity for this series is 300 lbs. per seat.

OPTIONAL FEATURES











- For dual wheel carpet casters, please specify (C107). Add \$42.
- For hard surface flooring casters, please specify (C107R). Add \$59.





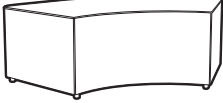








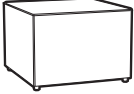




ALTERNATE TEXTILE OPTIONS

- Graded-in textiles are available. No minimum quantities. Contact Customer Service for pricing.

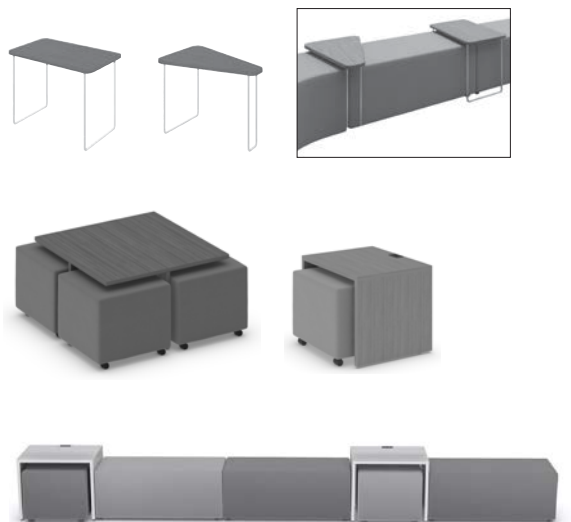
COMPLIMENTARY TABLES AVAILABLE

- Perfect partner for Craft Seating (see page 29).

| DESCRIPTION | MODEL# / FEATURES | | | | | | | | | |
|---|-------------------|---|---|--------------|---|---|----------|------------------------|----------|--|
| | | List price | | | | | | | | |
| | MVL13007 | 397 | | | | | | | | |
|  | | OVERALL DIMENSIONS | | | SEAT DIMENSIONS | | | BACK DIMENSIONS | | |
| | | W | D | H | W | D | H | W | H | |
| | | IN 20 | 20 | 17.5 | - | - | - | - | - | |
| | | MM 508 | 508 | 445 | - | - | - | - | - | |
| | |  |  | 1 per carton |  |  | | | | |
| Round 20" Unit Unit weight: 17 LB 7.7 KG Carton weight: 23 LB 10.43 KG Carton volume: 5.25 FT³ 0.14 MT³ | | List price | | | | | | | | |
| | MVL13008 | 518 | | | | | | | | |
|  | | OVERALL DIMENSIONS | | | SEAT DIMENSIONS | | | BACK DIMENSIONS | | |
| | | W | D | H | W | D | H | W | H | |
| | | IN 40 | 21 | 17.5 | - | - | - | - | - | |
| | | MM 1016 | 533 | 445 | - | - | - | - | - | |
| | |  |  | 1 per carton |  |  | | | | |
| Half Round 40" Unit Unit weight: 33 LB 15 KG Carton weight: 41 LB 18.6 KG Carton volume: 9.5 FT³ 0.26 MT³ | | List price | | | | | | | | |

| DESCRIPTION | MODEL# / FEATURES | | | | | | | | | | | | | | | | | | | | | | | | | | | | | | | | | |
|--|---|--------------------|--------------------|-----------------|---|-----------------|-----------------|---|-----------------|---|---|---|---|---------|------|---|---|---|---------|---------|------|---|---|---|---|---|---------|-----|-----|---|---|---|---|---|
|  <p>Wedge Unit Unit weight: 29 LB 13.2 KG Carton weight: 37 LB 16.78 KG Carton volume: 8 FT³ 0.22 MT³</p> | MVL13009 | List price 518 | | | | | | | | | | | | | | | | | | | | | | | | | | | | | | | | |
| | <table border="1"> <thead> <tr> <th colspan="3">OVERALL DIMENSIONS</th> <th colspan="3">SEAT DIMENSIONS</th> <th colspan="2">BACK DIMENSIONS</th> </tr> <tr> <th>W</th> <th>D</th> <th>H</th> <th>W</th> <th>D</th> <th>H</th> <th>W</th> <th>H</th> </tr> </thead> <tbody> <tr> <td>IN 40</td> <td>17.75</td> <td>17.5</td> <td>-</td> <td>-</td> <td>-</td> <td>-</td> <td>-</td> </tr> <tr> <td>MM 1016</td> <td>451</td> <td>445</td> <td>-</td> <td>-</td> <td>-</td> <td>-</td> <td>-</td> </tr> </tbody> </table> | | OVERALL DIMENSIONS | | | SEAT DIMENSIONS | | | BACK DIMENSIONS | | W | D | H | W | D | H | W | H | IN 40 | 17.75 | 17.5 | - | - | - | - | - | MM 1016 | 451 | 445 | - | - | - | - | - |
| | OVERALL DIMENSIONS | | | SEAT DIMENSIONS | | | BACK DIMENSIONS | | | | | | | | | | | | | | | | | | | | | | | | | | | |
| | W | D | H | W | D | H | W | H | | | | | | | | | | | | | | | | | | | | | | | | | | |
| IN 40 | 17.75 | 17.5 | - | - | - | - | - | | | | | | | | | | | | | | | | | | | | | | | | | | | |
| MM 1016 | 451 | 445 | - | - | - | - | - | | | | | | | | | | | | | | | | | | | | | | | | | | | |
|   1 per carton   | | | | | | | | | | | | | | | | | | | | | | | | | | | | | | | | | | |
| <table border="1"> <thead> <tr> <th colspan="2">OVERALL DIMENSIONS</th> <th colspan="2">SEAT DIMENSIONS</th> <th colspan="2">BACK DIMENSIONS</th> </tr> <tr> <th>W</th> <th>D</th> <th>W</th> <th>D</th> <th>W</th> <th>H</th> </tr> </thead> <tbody> <tr> <td>IN 43.5</td> <td>27.5</td> <td>-</td> <td>-</td> <td>-</td> <td>-</td> </tr> <tr> <td>MM 1105</td> <td>699</td> <td>-</td> <td>-</td> <td>-</td> <td>-</td> </tr> </tbody> </table> | | OVERALL DIMENSIONS | | SEAT DIMENSIONS | | BACK DIMENSIONS | | W | D | W | D | W | H | IN 43.5 | 27.5 | - | - | - | - | MM 1105 | 699 | - | - | - | - | | | | | | | | | |
| OVERALL DIMENSIONS | | SEAT DIMENSIONS | | BACK DIMENSIONS | | | | | | | | | | | | | | | | | | | | | | | | | | | | | | |
| W | D | W | D | W | H | | | | | | | | | | | | | | | | | | | | | | | | | | | | | |
| IN 43.5 | 27.5 | - | - | - | - | | | | | | | | | | | | | | | | | | | | | | | | | | | | | |
| MM 1105 | 699 | - | - | - | - | | | | | | | | | | | | | | | | | | | | | | | | | | | | | |
|  <p>Curve-120 Degree Unit Unit weight: 37 LB 16.8 KG Carton weight: 49 LB 22.23 KG Carton volume: 13.25 FT³ 0.37 MT³</p> | MVL13010 | List price 610 | | | | | | | | | | | | | | | | | | | | | | | | | | | | | | | | |
| | <table border="1"> <thead> <tr> <th colspan="3">OVERALL DIMENSIONS</th> <th colspan="3">SEAT DIMENSIONS</th> <th colspan="2">BACK DIMENSIONS</th> </tr> <tr> <th>W</th> <th>D</th> <th>H</th> <th>W</th> <th>D</th> <th>H</th> <th>W</th> <th>H</th> </tr> </thead> <tbody> <tr> <td>IN 43.5</td> <td>27.5</td> <td>17.5</td> <td>-</td> <td>-</td> <td>-</td> <td>-</td> <td>-</td> </tr> <tr> <td>MM 1105</td> <td>699</td> <td>445</td> <td>-</td> <td>-</td> <td>-</td> <td>-</td> <td>-</td> </tr> </tbody> </table> | | OVERALL DIMENSIONS | | | SEAT DIMENSIONS | | | BACK DIMENSIONS | | W | D | H | W | D | H | W | H | IN 43.5 | 27.5 | 17.5 | - | - | - | - | - | MM 1105 | 699 | 445 | - | - | - | - | - |
| | OVERALL DIMENSIONS | | | SEAT DIMENSIONS | | | BACK DIMENSIONS | | | | | | | | | | | | | | | | | | | | | | | | | | | |
| | W | D | H | W | D | H | W | H | | | | | | | | | | | | | | | | | | | | | | | | | | |
| IN 43.5 | 27.5 | 17.5 | - | - | - | - | - | | | | | | | | | | | | | | | | | | | | | | | | | | | |
| MM 1105 | 699 | 445 | - | - | - | - | - | | | | | | | | | | | | | | | | | | | | | | | | | | | |
|  1 per carton   | | | | | | | | | | | | | | | | | | | | | | | | | | | | | | | | | | |
| <table border="1"> <thead> <tr> <th colspan="2">OVERALL DIMENSIONS</th> <th colspan="2">SEAT DIMENSIONS</th> <th colspan="2">BACK DIMENSIONS</th> </tr> <tr> <th>W</th> <th>D</th> <th>W</th> <th>D</th> <th>W</th> <th>H</th> </tr> </thead> <tbody> <tr> <td>IN 40</td> <td>20</td> <td>-</td> <td>-</td> <td>-</td> <td>-</td> </tr> <tr> <td>MM 1016</td> <td>508</td> <td>-</td> <td>-</td> <td>-</td> <td>-</td> </tr> </tbody> </table> | | OVERALL DIMENSIONS | | SEAT DIMENSIONS | | BACK DIMENSIONS | | W | D | W | D | W | H | IN 40 | 20 | - | - | - | - | MM 1016 | 508 | - | - | - | - | | | | | | | | | |
| OVERALL DIMENSIONS | | SEAT DIMENSIONS | | BACK DIMENSIONS | | | | | | | | | | | | | | | | | | | | | | | | | | | | | | |
| W | D | W | D | W | H | | | | | | | | | | | | | | | | | | | | | | | | | | | | | |
| IN 40 | 20 | - | - | - | - | | | | | | | | | | | | | | | | | | | | | | | | | | | | | |
| MM 1016 | 508 | - | - | - | - | | | | | | | | | | | | | | | | | | | | | | | | | | | | | |
|  <p>Rectangle Unit Unit weight: 37 LB 16.8 KG Carton weight: 47 LB 21.32 KG Carton volume: 9.5 FT³ 0.26 MT³</p> | MVL13011 | List price 487 | | | | | | | | | | | | | | | | | | | | | | | | | | | | | | | | |
| | <table border="1"> <thead> <tr> <th colspan="3">OVERALL DIMENSIONS</th> <th colspan="3">SEAT DIMENSIONS</th> <th colspan="2">BACK DIMENSIONS</th> </tr> <tr> <th>W</th> <th>D</th> <th>H</th> <th>W</th> <th>D</th> <th>H</th> <th>W</th> <th>H</th> </tr> </thead> <tbody> <tr> <td>IN 40</td> <td>20</td> <td>17.5</td> <td>-</td> <td>-</td> <td>-</td> <td>-</td> <td>-</td> </tr> <tr> <td>MM 1016</td> <td>508</td> <td>445</td> <td>-</td> <td>-</td> <td>-</td> <td>-</td> <td>-</td> </tr> </tbody> </table> | | OVERALL DIMENSIONS | | | SEAT DIMENSIONS | | | BACK DIMENSIONS | | W | D | H | W | D | H | W | H | IN 40 | 20 | 17.5 | - | - | - | - | - | MM 1016 | 508 | 445 | - | - | - | - | - |
| | OVERALL DIMENSIONS | | | SEAT DIMENSIONS | | | BACK DIMENSIONS | | | | | | | | | | | | | | | | | | | | | | | | | | | |
| | W | D | H | W | D | H | W | H | | | | | | | | | | | | | | | | | | | | | | | | | | |
| IN 40 | 20 | 17.5 | - | - | - | - | - | | | | | | | | | | | | | | | | | | | | | | | | | | | |
| MM 1016 | 508 | 445 | - | - | - | - | - | | | | | | | | | | | | | | | | | | | | | | | | | | | |
|   1 per carton   | | | | | | | | | | | | | | | | | | | | | | | | | | | | | | | | | | |
| <table border="1"> <thead> <tr> <th colspan="2">OVERALL DIMENSIONS</th> <th colspan="2">SEAT DIMENSIONS</th> <th colspan="2">BACK DIMENSIONS</th> </tr> <tr> <th>W</th> <th>D</th> <th>W</th> <th>D</th> <th>W</th> <th>H</th> </tr> </thead> <tbody> <tr> <td>IN 20</td> <td>20</td> <td>-</td> <td>-</td> <td>-</td> <td>-</td> </tr> <tr> <td>MM 508</td> <td>508</td> <td>-</td> <td>-</td> <td>-</td> <td>-</td> </tr> </tbody> </table> | | OVERALL DIMENSIONS | | SEAT DIMENSIONS | | BACK DIMENSIONS | | W | D | W | D | W | H | IN 20 | 20 | - | - | - | - | MM 508 | 508 | - | - | - | - | | | | | | | | | |
| OVERALL DIMENSIONS | | SEAT DIMENSIONS | | BACK DIMENSIONS | | | | | | | | | | | | | | | | | | | | | | | | | | | | | | |
| W | D | W | D | W | H | | | | | | | | | | | | | | | | | | | | | | | | | | | | | |
| IN 20 | 20 | - | - | - | - | | | | | | | | | | | | | | | | | | | | | | | | | | | | | |
| MM 508 | 508 | - | - | - | - | | | | | | | | | | | | | | | | | | | | | | | | | | | | | |
|  <p>Square Unit Unit weight: 22 LB 10 KG Carton weight: 28 LB 12.7 KG Carton volume: 5.25 FT³ 0.14 MT³</p> | MVL13012 | List price 366 | | | | | | | | | | | | | | | | | | | | | | | | | | | | | | | | |
| | <table border="1"> <thead> <tr> <th colspan="3">OVERALL DIMENSIONS</th> <th colspan="3">SEAT DIMENSIONS</th> <th colspan="2">BACK DIMENSIONS</th> </tr> <tr> <th>W</th> <th>D</th> <th>H</th> <th>W</th> <th>D</th> <th>H</th> <th>W</th> <th>H</th> </tr> </thead> <tbody> <tr> <td>IN 20</td> <td>20</td> <td>17.5</td> <td>-</td> <td>-</td> <td>-</td> <td>-</td> <td>-</td> </tr> <tr> <td>MM 508</td> <td>508</td> <td>445</td> <td>-</td> <td>-</td> <td>-</td> <td>-</td> <td>-</td> </tr> </tbody> </table> | | OVERALL DIMENSIONS | | | SEAT DIMENSIONS | | | BACK DIMENSIONS | | W | D | H | W | D | H | W | H | IN 20 | 20 | 17.5 | - | - | - | - | - | MM 508 | 508 | 445 | - | - | - | - | - |
| | OVERALL DIMENSIONS | | | SEAT DIMENSIONS | | | BACK DIMENSIONS | | | | | | | | | | | | | | | | | | | | | | | | | | | |
| | W | D | H | W | D | H | W | H | | | | | | | | | | | | | | | | | | | | | | | | | | |
| IN 20 | 20 | 17.5 | - | - | - | - | - | | | | | | | | | | | | | | | | | | | | | | | | | | | |
| MM 508 | 508 | 445 | - | - | - | - | - | | | | | | | | | | | | | | | | | | | | | | | | | | | |
|   1 per carton   | | | | | | | | | | | | | | | | | | | | | | | | | | | | | | | | | | |
| <table border="1"> <thead> <tr> <th colspan="2">OVERALL DIMENSIONS</th> <th colspan="2">SEAT DIMENSIONS</th> <th colspan="2">BACK DIMENSIONS</th> </tr> <tr> <th>W</th> <th>D</th> <th>W</th> <th>D</th> <th>W</th> <th>H</th> </tr> </thead> <tbody> <tr> <td>IN 20</td> <td>20</td> <td>-</td> <td>-</td> <td>-</td> <td>-</td> </tr> <tr> <td>MM 508</td> <td>508</td> <td>-</td> <td>-</td> <td>-</td> <td>-</td> </tr> </tbody> </table> | | OVERALL DIMENSIONS | | SEAT DIMENSIONS | | BACK DIMENSIONS | | W | D | W | D | W | H | IN 20 | 20 | - | - | - | - | MM 508 | 508 | - | - | - | - | | | | | | | | | |
| OVERALL DIMENSIONS | | SEAT DIMENSIONS | | BACK DIMENSIONS | | | | | | | | | | | | | | | | | | | | | | | | | | | | | | |
| W | D | W | D | W | H | | | | | | | | | | | | | | | | | | | | | | | | | | | | | |
| IN 20 | 20 | - | - | - | - | | | | | | | | | | | | | | | | | | | | | | | | | | | | | |
| MM 508 | 508 | - | - | - | - | | | | | | | | | | | | | | | | | | | | | | | | | | | | | |

CRAFT TABLES



STANDARD FEATURES

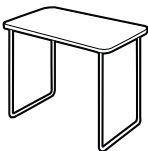
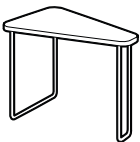
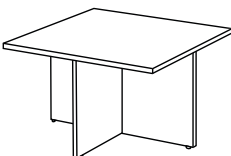
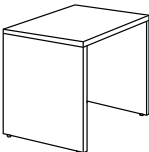
- Craft tables are the perfect partner to Craft seating products in creating casual meeting solutions for today's workplace and learning environments.
- Overtables are designed to overlap Craft seating units or to be used alone. Overtables are easy to move wherever needed.
- Coffee and side tables provide a convenient place to set your drinks, a light lunch or your personal devices during an impromptu discussion.
- Coffee and side tables help to anchor a space and provide nesting spaces to keep the area tidy when mobile Craft cubes are not in use.
- Side tables are optional with cutouts to accommodate to power or USB charging modules. Modules to be ordered separately.

FINISHES

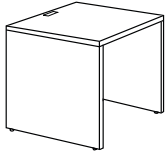
- Docking tables may be ordered in any of the standard laminate finishes below; including two-tone where the top is in one finish and the base in another at no upcharge.
 - Overtable tops may be ordered in any of the standard laminate finishes below. Legs in are Chrome finish only.
- | | | | |
|-----|-----------------|-----|-----------------|
| ACJ | Absolute Acajou | NBL | Noce Bionco |
| ASN | Asian Night | NGL | Noce Grigio |
| AWC | Avant Cherry | NEL | Noce Leggero |
| AWH | Avant Honey | NML | Noce Medio |
| CMB | Clear Maple | TWL | Tiger Walnut |
| DES | Dark Espresso | WHC | White Chocolate |
| DWT | Designer White | WCR | Winter Cherry |
| HGT | Hayden Grey | | |

CONSTRUCTION

- **Docking tables:**
 - 1" thick thermally fused laminate surfaces with 2mm thick matching edgeband.
 - Equipped with levelers for uneven surfaces.
 - When square cubes are fully nested, the cubes extend 3" beyond the perimeter of the laminate as an invitation to be pulled out and used again.
- **Overtables:**
 - 1 1/16" thick thermally fused laminate top with matching self edge.
 - 1/2" diameter steel wire legs. Legs include clear polycarbonate glides.
 - Sized to overlap Craft seating.

| CRAFT TABLES | MODEL # | DIMENSIONS IN MM W x D x H | WEIGHT LB KG | VOLUME FT ³ MT ³ | LIST PRICE |
|---|-----------|--|--------------------|--|---|
|  | MVL13021 | 16 x 26 x 19 406 x 660 x 483 | 16.5 7.48 | 1.2 0.03 | \$494 |
| Rectangular Overtable | | | | | Lightweight table designed to overlap Craft seating units on pages 27-28. Shipped easy to assemble in 1 carton. |
|  | MVL13022 | 5.25-16 x 26 x 19 133-406 x 660 x 483 | 12.5 5.67 | 1.2 0.03 | \$458 |
| Wedge Overtable | | | | | Lightweight table designed to overlap Craft seating units on pages 27-28. Top tapers from 16" at the wide end to 5.25" at the narrow end. Shipped easy to assemble in 1 carton. |
|  | ML35SCDK | 35 x 35 x 19.5 889 x 889 x 495 | 78 35.38 | 2.2 0.06 | \$456 |
| Square Cube Docking Table | | | | | Provides nesting space for four MVL13007 (round) or MVL13012 (square) Craft units. Assembly required. |
|  | ML2418CDK | 24 x 18.2 x 19.5 610 x 462 x 495 | 53 24.04 | 2.1 0.05 | \$325 |
| Single Docking Table | | | | | Provides nesting space for one MVL13007, MVL13012 or MVL13011 Craft units. Shipped assembled. |

CRAFT TABLES MODEL # DIMENSIONS ^{IN}/_{MM} WEIGHT ^{LB}/_{KG} VOLUME ^{FT³}/_{MT³} LIST PRICE



Single Docking Table with cut-out

| | W x D x H | | | |
|------------|-------------------------------------|-------------|-------------|--------------|
| ML2420CDKP | 24 x 20.5 x 19.5 610 x 521 x 495 | 55 24.95 | 2.1 0.05 | \$338 |

Provides nesting space for one MVL13007, MVL13012 or MVL13011 Craft units. Inset back to hide cables and cut-out designed to accept mini power model MVCOVSM2(S/B) OR MVCOV1U(S/B) ordered separately. Shipped assembled.

POWER / DATA

| | | | | |
|-----------|--|--------------|-----|--------------|
| MVCOVSM2B | 2.25 x 3.75 x 3.12 57 x 95 x 791.07 | 2.35 0.01 | 0.5 | \$313 |
| MVCOVSM2S | 2.25 x 3.75 x 3.12 57 x 95 x 791.07 | 2.35 0.01 | 0.5 | \$313 |

With USB Block

| | | | | |
|----------|--|--------------|-----|--------------|
| MVCOV1UB | 2.25 x 3.75 x 3.12 57 x 95 x 791.07 | 2.35 0.01 | 0.5 | \$494 |
| MVCOV1US | 2.25 x 3.75 x 3.12 57 x 95 x 791.07 | 2.35 0.01 | 0.5 | \$494 |



Mini Power Block Mini Power/USB Block

Designed to retrofit into an existing grommet cut-out to bring power to the desktop. Fits in 3.27" x 1.9" cut-out (FOG, POG) and mounts to 0.5" to 2" thick surface. ETL listed. Available in Black (B) or Silver (S) as indicated by last character of model number. 9' power cord with 90° flat plug with 45° rotation.

MVCOVSM2B/S includes two 12A, 120 VAC spill resistant power receptacles.

MVCOV1UB/S includes one 12A, 120 VAC spill resistant power receptacle and two 2.1A (11W) USB charging ports.

DANIO



model MVL2720



model MVL2721

STANDARD FEATURES





- Canadian made task chairs.
- Hinged auto-adjust back with scuff resistant outer shroud.
- Thick foam and decorative stitch details.
- Standard with height adjustable T-arms with durable self-skinned urethane (SSU) armcaps (except armless models).
- Height adjustable chair is equipped with an adjustable Chrome footrest.
- Dual wheel carpet casters (C65) are standard.
- Can be upholstered in all Global grade 1 seating textiles with the exception of Luxhide (see page 142).
- Compliant with the emissions guidelines set by the GREENGUARD Environmental Institute.
- Limited Lifetime Warranty (5-year exceptions apply - see page 146).
- Weight capacity for this series is 300 lbs.

CHAIR ADJUSTMENTS

- Height adjustable back.
- Pneumatic seat height adjustment.
- Seat depth adjustment.

OPTIONAL FEATURES

- For hard surface flooring casters, please specify (C65R). Add \$21/set.
- Bantam is a durable, bleach cleanable (9:1) vinyl, but due to the stiff nature of the textile, this vinyl is prone to bunching and will not upholster as smoothly as other coverings in this series.

| DESCRIPTION | MODEL# / FEATURES | List price | | | | | | | | | | | | | | | | | | | | | | | | | | | | | | | | | |
|---|--|---|------|--------------------|-----------------|------|-----------------|-----------------|---|-----------------|--|---|---|---|---|---|---|---|---|---------|------|----|------|---------|-------|------|---------|--------|-----|------|-----|---------|---------|-----|---------|
|  <p>Armless Task Unit weight: 21 LB 9.5 KG Carton weight: 24 LB 10.89 KG Carton volume: 4.9 FT³ 0.13 MT³</p> | <p>MVL2720 Fabric</p> <p>Ergonomic features: C, D, E, M, N</p> | 251 | | | | | | | | | | | | | | | | | | | | | | | | | | | | | | | | | |
| | | <table border="1"> <thead> <tr> <th colspan="3">OVERALL DIMENSIONS</th> <th colspan="3">SEAT DIMENSIONS</th> <th colspan="2">BACK DIMENSIONS</th> </tr> <tr> <th>W</th> <th>D</th> <th>H</th> <th>W</th> <th>D</th> <th>H</th> <th>W</th> <th>H</th> </tr> </thead> <tbody> <tr> <td>IN 18.5</td> <td>22.5</td> <td>34</td> <td>18.5</td> <td>16.5-18</td> <td>16-21</td> <td>17</td> <td>16-17.5</td> </tr> <tr> <td>MM 470</td> <td>572</td> <td>864</td> <td>470</td> <td>419-457</td> <td>406-533</td> <td>432</td> <td>406-445</td> </tr> </tbody> </table> | | OVERALL DIMENSIONS | | | SEAT DIMENSIONS | | | BACK DIMENSIONS | | W | D | H | W | D | H | W | H | IN 18.5 | 22.5 | 34 | 18.5 | 16.5-18 | 16-21 | 17 | 16-17.5 | MM 470 | 572 | 864 | 470 | 419-457 | 406-533 | 432 | 406-445 |
| | | OVERALL DIMENSIONS | | | SEAT DIMENSIONS | | | BACK DIMENSIONS | | | | | | | | | | | | | | | | | | | | | | | | | | | |
| | | W | D | H | W | D | H | W | H | | | | | | | | | | | | | | | | | | | | | | | | | | |
| IN 18.5 | 22.5 | 34 | 18.5 | 16.5-18 | 16-21 | 17 | 16-17.5 | | | | | | | | | | | | | | | | | | | | | | | | | | | | |
| MM 470 | 572 | 864 | 470 | 419-457 | 406-533 | 432 | 406-445 | | | | | | | | | | | | | | | | | | | | | | | | | | | | |
| <p>RTA 2 courier 1 per carton CANADA GREENGUARD</p> | | | | | | | | | | | | | | | | | | | | | | | | | | | | | | | | | | | |
| <p>Unit weight: 21 LB 9.5 KG Carton weight: 24 LB 10.89 KG Carton volume: 4.9 FT³ 0.13 MT³</p> | | | | | | | | | | | | | | | | | | | | | | | | | | | | | | | | | | | |
|  <p>Task w/Arms Unit weight: 33 LB 15 KG Carton weight: 36 LB 16.33 KG Carton volume: 5.75 FT³ 0.16 MT³</p> | <p>MVL2721 Fabric</p> <p>Ergonomic features: C, D, E, H, M, N</p> | 343 | | | | | | | | | | | | | | | | | | | | | | | | | | | | | | | | | |
| | | <table border="1"> <thead> <tr> <th colspan="3">OVERALL DIMENSIONS</th> <th colspan="3">SEAT DIMENSIONS</th> <th colspan="2">BACK DIMENSIONS</th> </tr> <tr> <th>W</th> <th>D</th> <th>H</th> <th>W</th> <th>D</th> <th>H</th> <th>W</th> <th>H</th> </tr> </thead> <tbody> <tr> <td>IN 24</td> <td>22.5</td> <td>34</td> <td>18.5</td> <td>16.5-18</td> <td>16-21</td> <td>17</td> <td>16-17.5</td> </tr> <tr> <td>MM 610</td> <td>572</td> <td>864</td> <td>470</td> <td>419-457</td> <td>406-533</td> <td>432</td> <td>406-445</td> </tr> </tbody> </table> | | OVERALL DIMENSIONS | | | SEAT DIMENSIONS | | | BACK DIMENSIONS | | W | D | H | W | D | H | W | H | IN 24 | 22.5 | 34 | 18.5 | 16.5-18 | 16-21 | 17 | 16-17.5 | MM 610 | 572 | 864 | 470 | 419-457 | 406-533 | 432 | 406-445 |
| | | OVERALL DIMENSIONS | | | SEAT DIMENSIONS | | | BACK DIMENSIONS | | | | | | | | | | | | | | | | | | | | | | | | | | | |
| | | W | D | H | W | D | H | W | H | | | | | | | | | | | | | | | | | | | | | | | | | | |
| IN 24 | 22.5 | 34 | 18.5 | 16.5-18 | 16-21 | 17 | 16-17.5 | | | | | | | | | | | | | | | | | | | | | | | | | | | | |
| MM 610 | 572 | 864 | 470 | 419-457 | 406-533 | 432 | 406-445 | | | | | | | | | | | | | | | | | | | | | | | | | | | | |
| <p>RTA 2 courier 1 per carton CANADA GREENGUARD</p> | | | | | | | | | | | | | | | | | | | | | | | | | | | | | | | | | | | |
| <p>Unit weight: 33 LB 15 KG Carton weight: 36 LB 16.33 KG Carton volume: 5.75 FT³ 0.16 MT³</p> | | | | | | | | | | | | | | | | | | | | | | | | | | | | | | | | | | | |
|  <p>Armless Height Adjustable Task Unit weight: 33 LB 15 KG Carton weight: 37 LB 16.78 KG Carton volume: 6.75 FT³ 0.19 MT³</p> | <p>MVL2723 Fabric</p> <p>Ergonomic features: C, D, E, M, N</p> | 439 | | | | | | | | | | | | | | | | | | | | | | | | | | | | | | | | | |
| | | <table border="1"> <thead> <tr> <th colspan="3">OVERALL DIMENSIONS</th> <th colspan="3">SEAT DIMENSIONS</th> <th colspan="2">BACK DIMENSIONS</th> </tr> <tr> <th>W</th> <th>D</th> <th>H</th> <th>W</th> <th>D</th> <th>H</th> <th>W</th> <th>H</th> </tr> </thead> <tbody> <tr> <td>IN 24</td> <td>22.5</td> <td>43</td> <td>18.5</td> <td>16.5-18</td> <td>23-33</td> <td>16.5</td> <td>16-17.5</td> </tr> <tr> <td>MM 610</td> <td>572</td> <td>1092</td> <td>470</td> <td>419-457</td> <td>584-838</td> <td>419</td> <td>406-445</td> </tr> </tbody> </table> | | OVERALL DIMENSIONS | | | SEAT DIMENSIONS | | | BACK DIMENSIONS | | W | D | H | W | D | H | W | H | IN 24 | 22.5 | 43 | 18.5 | 16.5-18 | 23-33 | 16.5 | 16-17.5 | MM 610 | 572 | 1092 | 470 | 419-457 | 584-838 | 419 | 406-445 |
| | | OVERALL DIMENSIONS | | | SEAT DIMENSIONS | | | BACK DIMENSIONS | | | | | | | | | | | | | | | | | | | | | | | | | | | |
| | | W | D | H | W | D | H | W | H | | | | | | | | | | | | | | | | | | | | | | | | | | |
| IN 24 | 22.5 | 43 | 18.5 | 16.5-18 | 23-33 | 16.5 | 16-17.5 | | | | | | | | | | | | | | | | | | | | | | | | | | | | |
| MM 610 | 572 | 1092 | 470 | 419-457 | 584-838 | 419 | 406-445 | | | | | | | | | | | | | | | | | | | | | | | | | | | | |
| <p>RTA 2 courier 1 per carton CANADA GREENGUARD</p> | | | | | | | | | | | | | | | | | | | | | | | | | | | | | | | | | | | |
| <p>Unit weight: 33 LB 15 KG Carton weight: 37 LB 16.78 KG Carton volume: 6.75 FT³ 0.19 MT³</p> | | | | | | | | | | | | | | | | | | | | | | | | | | | | | | | | | | | |
|  <p>Height Adjustable T-Arms - 1 pair Unit weight: 8 LB 3.6 KG Carton weight: 10 LB 4.54 KG Carton volume: 1.3 FT³ 0.03 MT³</p> | <p>MVL2784</p> | 119 | | | | | | | | | | | | | | | | | | | | | | | | | | | | | | | | | |
| | | <table border="1"> <thead> <tr> <th colspan="3">OVERALL DIMENSIONS</th> <th colspan="3">SEAT DIMENSIONS</th> <th colspan="2">BACK DIMENSIONS</th> </tr> <tr> <th>W</th> <th>D</th> <th>H</th> <th>W</th> <th>D</th> <th>H</th> <th>W</th> <th>H</th> </tr> </thead> <tbody> <tr> <td>IN 3</td> <td>10</td> <td>12</td> <td>-</td> <td>-</td> <td>-</td> <td>-</td> <td>-</td> </tr> <tr> <td>MM 76</td> <td>254</td> <td>305</td> <td>-</td> <td>-</td> <td>-</td> <td>-</td> <td>-</td> </tr> </tbody> </table> | | OVERALL DIMENSIONS | | | SEAT DIMENSIONS | | | BACK DIMENSIONS | | W | D | H | W | D | H | W | H | IN 3 | 10 | 12 | - | - | - | - | - | MM 76 | 254 | 305 | - | - | - | - | - |
| | | OVERALL DIMENSIONS | | | SEAT DIMENSIONS | | | BACK DIMENSIONS | | | | | | | | | | | | | | | | | | | | | | | | | | | |
| | | W | D | H | W | D | H | W | H | | | | | | | | | | | | | | | | | | | | | | | | | | |
| IN 3 | 10 | 12 | - | - | - | - | - | | | | | | | | | | | | | | | | | | | | | | | | | | | | |
| MM 76 | 254 | 305 | - | - | - | - | - | | | | | | | | | | | | | | | | | | | | | | | | | | | | |
| <p>RTA 00 courier 1 pair per carton (pricing is for the pair, specifications are for one arm)</p> | | | | | | | | | | | | | | | | | | | | | | | | | | | | | | | | | | | |
| <p>Unit weight: 8 LB 3.6 KG Carton weight: 10 LB 4.54 KG Carton volume: 1.3 FT³ 0.03 MT³</p> | | | | | | | | | | | | | | | | | | | | | | | | | | | | | | | | | | | |


DASH



model OTG11760B

STANDARD FEATURES

- Multi-purpose guest/occasional chair.
- Durable welded four-legged steel frame.
- Black mesh back with Black mesh fabric (MS20) seat.
- Nylon armcaps.
- Generous proportions.
- Compliant with the emissions guidelines set by the GREENGUARD Environmental Institute.
- Shipped knocked down (KD) - easy to assemble.
- Limited Lifetime Warranty (2-year exceptions apply - see page 146).
- Weight capacity for this series is 300 lbs.

| DESCRIPTION | MODEL# / FEATURES | List price | | | | | | | |
|--|---|--------------------|---------|--------------|-----------------|------------|------|-----------------|---|
|  <p>Guest Chair, Mesh Back and Uph Seat Unit weight: 21 LB 9.5 KG Carton weight: 26 LB 11.79 KG Carton volume: 3.9 FT³ 0.11 MT³</p> | OTG11760B Ergonomic features: M, N | 335 | | | | | | | |
| | | OVERALL DIMENSIONS | | | SEAT DIMENSIONS | | | BACK DIMENSIONS | |
| | | W | D | H | W | D | H | W | H |
| IN 23.5 | 23.5 | 34 | 19.5 | 17.5 | 17.5 | 19 | 16.5 | | |
| MM 597 | 597 | 864 | 495 | 445 | 445 | 483 | 419 | | |
| | | RTA 8 | courier | 1 per carton | | GREENGUARD | | | |


DORI 2




model OTG1220B

STANDARD FEATURES

- Multi-purpose stacking chairs.
- Strong welded steel frame in Chrome finish.
- Durable and easy to clean polypropylene back and seat. Available in Black only.
- Armchair has fiberglass reinforced polypropylene arms.
- Stackable up to 5 high on floor.
- Shipped fully assembled.
- Compliant with the emissions guidelines set by the GREENGUARD Environmental Institute.
- Limited Lifetime Warranty (2-year exceptions apply - see page 146).
- Weight capacity for this series is 300 lbs.

| DESCRIPTION | MODEL# / FEATURES | List price | | | | | | | |
|--|---------------------------------------|--------------------|---|-----|-----------------|------------|------|-----------------|---|
|  <p>Stacking Armchair Unit weight: 15 LB 6.8 KG Carton weight: 17 LB 7.71 KG Carton volume: 14.5 FT³ 0.41 MT³</p> | OTG1220B Stacks 5 high. | 232 | | | | | | | |
| | | OVERALL DIMENSIONS | | | SEAT DIMENSIONS | | | BACK DIMENSIONS | |
| | | W | D | H | W | D | H | W | H |
| IN 22.5 | 21 | 30.5 | 16.5 | 16 | 16 | 18 | 15.5 | | |
| MM 572 | 533 | 775 | 419 | 406 | 406 | 457 | 394 | | |
| | | RTA 00 | 4 per carton (pricing and specifications are for one chair) | | | GREENGUARD | | | |

| DESCRIPTION | MODEL# / FEATURES | List price | | | | | | | |
|---|---------------------------------------|--------------------|---------|---|-----------------|------------|------|-----------------|---|
|  <p>Armless Stacking Chair Unit weight: 13 LB 5.9 KG Carton weight: 15 LB 6.8 KG Carton volume: 12.25 FT³ 0.34 MT³</p> | OTG1221B Stacks 5 high. | 214 | | | | | | | |
| | | OVERALL DIMENSIONS | | | SEAT DIMENSIONS | | | BACK DIMENSIONS | |
| | | W | D | H | W | D | H | W | H |
| IN 18 | 21 | 30.5 | 16.5 | 16 | 16 | 18 | 15.5 | | |
| MM 457 | 533 | 775 | 419 | 406 | 406 | 457 | 394 | | |
| | | RTA 00 | courier | 4 per carton (pricing and specifications are for one chair) | | GREENGUARD | | | |

EOR









model OTG3930B



model OTG3920B

STANDARD FEATURES

- Multi-purpose guest chair.
- Durable steel four-legged frame.
- Contoured back and seat cushions with waterfall seat edge.
- Welcoming soft self-skinned polyurethane armcaps.
- Seat shroud provides a clean overall finish.
- Seating surfaces are upholstered in Black Luxhide bonded leather.
- Mesh back is available in Black only.
- Compliant with the emissions guidelines set by the GREENGUARD Environmental Institute.
- Limited Lifetime Warranty (2-year exceptions apply - see page 146).
- Weight capacity for this series is 300 lbs.

| DESCRIPTION | MODEL# / FEATURES | | | | | | | | | | | | | | | | | | | | | | | | | | | | | | | | | | | |
|--|---|------|--------------------|-----|-----|-----------------|------|-----|-----------------|--|---|---|---|---|---|---|---|---|----|-------|------|-------|----|----|----|------|----|----|-----|-----|-----|-----|-----|-----|-----|-----|
|  <p>Upholstered Guest Chair Unit weight: 26 LB 11.8 KG Carton weight: 31 LB 14.06 KG Carton volume: 4.8 FT³ 0.13 MT³</p> | <p>List price</p> <p>OTG3920B 366</p> | | | | | | | | | | | | | | | | | | | | | | | | | | | | | | | | | | | |
| | <table border="1"> <thead> <tr> <th rowspan="2"></th> <th colspan="3">OVERALL DIMENSIONS</th> <th colspan="3">SEAT DIMENSIONS</th> <th colspan="2">BACK DIMENSIONS</th> </tr> <tr> <th>W</th> <th>D</th> <th>H</th> <th>W</th> <th>D</th> <th>H</th> <th>W</th> <th>H</th> </tr> </thead> <tbody> <tr> <td>IN</td> <td>24</td> <td>24.5</td> <td>34</td> <td>19</td> <td>19</td> <td>19</td> <td>18.5</td> <td>16</td> </tr> <tr> <td>MM</td> <td>610</td> <td>622</td> <td>864</td> <td>483</td> <td>483</td> <td>483</td> <td>470</td> <td>406</td> </tr> </tbody> </table> | | OVERALL DIMENSIONS | | | SEAT DIMENSIONS | | | BACK DIMENSIONS | | W | D | H | W | D | H | W | H | IN | 24 | 24.5 | 34 | 19 | 19 | 19 | 18.5 | 16 | MM | 610 | 622 | 864 | 483 | 483 | 483 | 470 | 406 |
| | | | OVERALL DIMENSIONS | | | SEAT DIMENSIONS | | | BACK DIMENSIONS | | | | | | | | | | | | | | | | | | | | | | | | | | | |
| W | | D | H | W | D | H | W | H | | | | | | | | | | | | | | | | | | | | | | | | | | | | |
| IN | 24 | 24.5 | 34 | 19 | 19 | 19 | 18.5 | 16 | | | | | | | | | | | | | | | | | | | | | | | | | | | | |
| MM | 610 | 622 | 864 | 483 | 483 | 483 | 470 | 406 | | | | | | | | | | | | | | | | | | | | | | | | | | | | |
| <p>Ergonomic features: M, N</p> <p>RTA 8  1 per carton </p> | | | | | | | | | | | | | | | | | | | | | | | | | | | | | | | | | | | | |
|  <p>Mesh Back Guest Chair Unit weight: 20 LB 9.1 KG Carton weight: 28 LB 12.7 KG Carton volume: 5.25 FT³ 0.14 MT³</p> | <p>List price</p> <p>OTG3930B 366</p> | | | | | | | | | | | | | | | | | | | | | | | | | | | | | | | | | | | |
| | <table border="1"> <thead> <tr> <th rowspan="2"></th> <th colspan="3">OVERALL DIMENSIONS</th> <th colspan="3">SEAT DIMENSIONS</th> <th colspan="2">BACK DIMENSIONS</th> </tr> <tr> <th>W</th> <th>D</th> <th>H</th> <th>W</th> <th>D</th> <th>H</th> <th>W</th> <th>H</th> </tr> </thead> <tbody> <tr> <td>IN</td> <td>24.75</td> <td>24</td> <td>34.25</td> <td>19</td> <td>19</td> <td>19</td> <td>18</td> <td>17</td> </tr> <tr> <td>MM</td> <td>629</td> <td>610</td> <td>870</td> <td>483</td> <td>483</td> <td>483</td> <td>457</td> <td>432</td> </tr> </tbody> </table> | | OVERALL DIMENSIONS | | | SEAT DIMENSIONS | | | BACK DIMENSIONS | | W | D | H | W | D | H | W | H | IN | 24.75 | 24 | 34.25 | 19 | 19 | 19 | 18 | 17 | MM | 629 | 610 | 870 | 483 | 483 | 483 | 457 | 432 |
| | | | OVERALL DIMENSIONS | | | SEAT DIMENSIONS | | | BACK DIMENSIONS | | | | | | | | | | | | | | | | | | | | | | | | | | | |
| W | | D | H | W | D | H | W | H | | | | | | | | | | | | | | | | | | | | | | | | | | | | |
| IN | 24.75 | 24 | 34.25 | 19 | 19 | 19 | 18 | 17 | | | | | | | | | | | | | | | | | | | | | | | | | | | | |
| MM | 629 | 610 | 870 | 483 | 483 | 483 | 457 | 432 | | | | | | | | | | | | | | | | | | | | | | | | | | | | |
| <p>Ergonomic features: M, N</p> <p>RTA 8  1 per carton </p> | | | | | | | | | | | | | | | | | | | | | | | | | | | | | | | | | | | | |

FINCH



model MVL11703



model MVL11704

STANDARD FEATURES



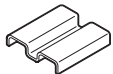
- Oval tube steel frame available in monochromatic Black only.
- Molded plastic seat and outer back shell.
- All models stack 8 high on the floor.
- Stacked chairs may leave frame impressions in chair(s) below.
- Ganging clamp model MVL11705 can be used on Finch models. Use one clamp for armless model. Use two clamps on armchair applied on front and rear legs.
- Can be upholstered in all Global grade 1 seating textiles or in Luxhide bonded leather (see page 142).
- Compliant with the emissions guidelines set by the GREENGUARD Environmental Institute.
- Limited Lifetime Warranty (5-year exceptions apply - see page 146).
- Weight capacity for this series is 300 lbs.

OPTIONAL FEATURES

- For hard surface flooring, please specify non-marking glides (NM). No upcharge.

ALTERNATE TEXTILE OPTIONS

- Graded-in textiles are available. No minimum quantities. Contact Customer Service for pricing.

| DESCRIPTION | MODEL# / FEATURES | List price | | | | | | | | | | | | | | | | | | | | | | | | | | | | | | | | |
|--|---|------------|--------------------|-----------------|------|-----------------|-----------------|--|-----------------|--|---|---|---|---|---|---|---|---|----------|------|------|----|----|------|----|------|--------|-----|-----|-----|-----|-----|-----|-----|
|  <p>Stacking Armchair Unit weight: 16 LB 7.3 KG Carton weight: 17.33 LB 7.86 KG Carton volume: 14.5 FT³ 0.41 MT³</p> | MVL11703 | 286 | | | | | | | | | | | | | | | | | | | | | | | | | | | | | | | | |
| | <table border="1"> <thead> <tr> <th colspan="3">OVERALL DIMENSIONS</th> <th colspan="3">SEAT DIMENSIONS</th> <th colspan="2">BACK DIMENSIONS</th> </tr> <tr> <th>W</th> <th>D</th> <th>H</th> <th>W</th> <th>D</th> <th>H</th> <th>W</th> <th>H</th> </tr> </thead> <tbody> <tr> <td>IN 21.25</td> <td>23</td> <td>32</td> <td>18</td> <td>18</td> <td>18</td> <td>18</td> <td>14</td> </tr> <tr> <td>MM 540</td> <td>584</td> <td>813</td> <td>457</td> <td>457</td> <td>457</td> <td>457</td> <td>356</td> </tr> </tbody> </table> | | OVERALL DIMENSIONS | | | SEAT DIMENSIONS | | | BACK DIMENSIONS | | W | D | H | W | D | H | W | H | IN 21.25 | 23 | 32 | 18 | 18 | 18 | 18 | 14 | MM 540 | 584 | 813 | 457 | 457 | 457 | 457 | 356 |
| | OVERALL DIMENSIONS | | | SEAT DIMENSIONS | | | BACK DIMENSIONS | | | | | | | | | | | | | | | | | | | | | | | | | | | |
| W | D | H | W | D | H | W | H | | | | | | | | | | | | | | | | | | | | | | | | | | | |
| IN 21.25 | 23 | 32 | 18 | 18 | 18 | 18 | 14 | | | | | | | | | | | | | | | | | | | | | | | | | | | |
| MM 540 | 584 | 813 | 457 | 457 | 457 | 457 | 356 | | | | | | | | | | | | | | | | | | | | | | | | | | | |
| <p>Upholstered seat and back. Stacks 8 high on floor or dolly.</p> <p>RTA 00 3 per carton (pricing and specifications are for one chair)</p> | | | | | | | | | | | | | | | | | | | | | | | | | | | | | | | | | | |
|  <p>Armless Stacking Chair Unit weight: 15 LB 6.8 KG Carton weight: 16.67 LB 7.56 KG Carton volume: 14.5 FT³ 0.41 MT³</p> | MVL11704 | 263 | | | | | | | | | | | | | | | | | | | | | | | | | | | | | | | | |
| | <table border="1"> <thead> <tr> <th colspan="3">OVERALL DIMENSIONS</th> <th colspan="3">SEAT DIMENSIONS</th> <th colspan="2">BACK DIMENSIONS</th> </tr> <tr> <th>W</th> <th>D</th> <th>H</th> <th>W</th> <th>D</th> <th>H</th> <th>W</th> <th>H</th> </tr> </thead> <tbody> <tr> <td>IN 21</td> <td>23</td> <td>30.5</td> <td>18</td> <td>15</td> <td>18.5</td> <td>17</td> <td>14.5</td> </tr> <tr> <td>MM 533</td> <td>584</td> <td>775</td> <td>457</td> <td>381</td> <td>470</td> <td>432</td> <td>368</td> </tr> </tbody> </table> | | OVERALL DIMENSIONS | | | SEAT DIMENSIONS | | | BACK DIMENSIONS | | W | D | H | W | D | H | W | H | IN 21 | 23 | 30.5 | 18 | 15 | 18.5 | 17 | 14.5 | MM 533 | 584 | 775 | 457 | 381 | 470 | 432 | 368 |
| | OVERALL DIMENSIONS | | | SEAT DIMENSIONS | | | BACK DIMENSIONS | | | | | | | | | | | | | | | | | | | | | | | | | | | |
| W | D | H | W | D | H | W | H | | | | | | | | | | | | | | | | | | | | | | | | | | | |
| IN 21 | 23 | 30.5 | 18 | 15 | 18.5 | 17 | 14.5 | | | | | | | | | | | | | | | | | | | | | | | | | | | |
| MM 533 | 584 | 775 | 457 | 381 | 470 | 432 | 368 | | | | | | | | | | | | | | | | | | | | | | | | | | | |
| <p>Upholstered seat and back. Stacks 8 high on floor or dolly.</p> <p>RTA 00 3 per carton (pricing and specifications are for one chair)</p> | | | | | | | | | | | | | | | | | | | | | | | | | | | | | | | | | | |
|  <p>Ganging Clamp Unit weight: 0.25 LB 0.1 KG Carton weight: 0.3 LB 0.14 KG Carton volume: 0.08 FT³ 0.002 MT³</p> | MVL11705 | 65 | | | | | | | | | | | | | | | | | | | | | | | | | | | | | | | | |
| | <table border="1"> <thead> <tr> <th colspan="3">OVERALL DIMENSIONS</th> <th colspan="3">SEAT DIMENSIONS</th> <th colspan="2">BACK DIMENSIONS</th> </tr> <tr> <th>W</th> <th>D</th> <th>H</th> <th>W</th> <th>D</th> <th>H</th> <th>W</th> <th>H</th> </tr> </thead> <tbody> <tr> <td>IN 3.41</td> <td>3.16</td> <td>0.75</td> <td>-</td> <td>-</td> <td>-</td> <td>-</td> <td>-</td> </tr> <tr> <td>MM 87</td> <td>80</td> <td>19</td> <td>-</td> <td>-</td> <td>-</td> <td>-</td> <td>-</td> </tr> </tbody> </table> | | OVERALL DIMENSIONS | | | SEAT DIMENSIONS | | | BACK DIMENSIONS | | W | D | H | W | D | H | W | H | IN 3.41 | 3.16 | 0.75 | - | - | - | - | - | MM 87 | 80 | 19 | - | - | - | - | - |
| | OVERALL DIMENSIONS | | | SEAT DIMENSIONS | | | BACK DIMENSIONS | | | | | | | | | | | | | | | | | | | | | | | | | | | |
| W | D | H | W | D | H | W | H | | | | | | | | | | | | | | | | | | | | | | | | | | | |
| IN 3.41 | 3.16 | 0.75 | - | - | - | - | - | | | | | | | | | | | | | | | | | | | | | | | | | | | |
| MM 87 | 80 | 19 | - | - | - | - | - | | | | | | | | | | | | | | | | | | | | | | | | | | | |
| <p>RTA 00 10 per carton (pricing and specifications are for one clamp)</p> | | | | | | | | | | | | | | | | | | | | | | | | | | | | | | | | | | |

FORMAT



model MVL3191



model MVL3192

STANDARD FEATURES

- Synchro-tilter chairs with mesh back and upholstered seat. Canadian made.
- Standard with height and width adjustable arms with soft self-skinned urethane (SSU) armcaps that slide forward and backward.
- Dual wheel carpet casters (C1) are standard.
- Air flow mesh back is available in Black only.
- Seating surface can be upholstered in Luxhide bonded leather, in various colors or in all Global grade 1 seating textiles (see page 142).
- MVL3192 features an adjustable headrest which tilts and moves up and down to fit comfortably into the curve of the neck.
- Compliant with the emissions guidelines set by the GREENGUARD Environmental Institute.
- Limited Lifetime Warranty (5-year exceptions apply - see page 146).
- Weight capacity for this series is 300 lbs.

CHAIR ADJUSTMENTS



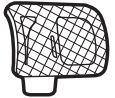
- Synchro tilt with upright position tilt lock.
- Tilt tension adjustment.
- Ratchet back height and headrest adjustment.
- Pneumatic seat height adjustment.

OPTIONAL FEATURES

- For hard surface flooring casters, please specify (C9R). Add \$21/set.

ALTERNATE TEXTILE OPTIONS

- Graded-in textiles are available (seat only). No minimum quantities. Contact Customer Service for pricing.

| DESCRIPTION | MODEL# / FEATURES | | | | | | | | | | | | | | | | | | | | | | | | | | | | | | | | | | | |
|---|---|-----|--------------------|------|------|-----------------|------|---------|-----------------|--|---|---|---|---|---|---|---|---|----|-------|-----|------|------|------|-------|------|---------|----|-----|-----|------|-----|-----|---------|-----|---------|
|  <p>High Back Synchro-Tilter, Mesh Back and Uph Seat Unit weight: 43 LB 19.5 KG Carton weight: 54 LB 24.49 KG Carton volume: 10.5 FT³ 0.29 MT³</p> | <p>List price</p> <p>MVL3191 696 Luxhide bonded leather or fabric (previously MVL3191F)</p> <table border="1"> <thead> <tr> <th rowspan="2"></th> <th colspan="3">OVERALL DIMENSIONS</th> <th colspan="3">SEAT DIMENSIONS</th> <th colspan="2">BACK DIMENSIONS</th> </tr> <tr> <th>W</th> <th>D</th> <th>H</th> <th>W</th> <th>D</th> <th>H</th> <th>W</th> <th>H</th> </tr> </thead> <tbody> <tr> <td>IN</td> <td>24.5</td> <td>23</td> <td>43</td> <td>19.5</td> <td>17.5</td> <td>16-21</td> <td>17.5</td> <td>23-25.5</td> </tr> <tr> <td>MM</td> <td>622</td> <td>584</td> <td>1092</td> <td>495</td> <td>445</td> <td>406-533</td> <td>445</td> <td>584-648</td> </tr> </tbody> </table> <p>Ergonomic features: A, B, C, D, H, L, M, N, Q</p> <p>RTA 2 courier 1 per carton CANADA GREENGUARD GREENGUARD</p> | | OVERALL DIMENSIONS | | | SEAT DIMENSIONS | | | BACK DIMENSIONS | | W | D | H | W | D | H | W | H | IN | 24.5 | 23 | 43 | 19.5 | 17.5 | 16-21 | 17.5 | 23-25.5 | MM | 622 | 584 | 1092 | 495 | 445 | 406-533 | 445 | 584-648 |
| | | | OVERALL DIMENSIONS | | | SEAT DIMENSIONS | | | BACK DIMENSIONS | | | | | | | | | | | | | | | | | | | | | | | | | | | |
| W | | D | H | W | D | H | W | H | | | | | | | | | | | | | | | | | | | | | | | | | | | | |
| IN | 24.5 | 23 | 43 | 19.5 | 17.5 | 16-21 | 17.5 | 23-25.5 | | | | | | | | | | | | | | | | | | | | | | | | | | | | |
| MM | 622 | 584 | 1092 | 495 | 445 | 406-533 | 445 | 584-648 | | | | | | | | | | | | | | | | | | | | | | | | | | | | |
|  <p>High Back Synchro-Tilter w/Headrest, Mesh Back and Uph Seat Unit weight: 45 LB 20.5 KG Carton weight: 56 LB 25.4 KG Carton volume: 11 FT³ 0.31 MT³</p> | <p>List price</p> <p>MVL3192 774 Luxhide bonded leather or fabric (previously MVL3192F)</p> <table border="1"> <thead> <tr> <th rowspan="2"></th> <th colspan="3">OVERALL DIMENSIONS</th> <th colspan="3">SEAT DIMENSIONS</th> <th colspan="2">BACK DIMENSIONS</th> </tr> <tr> <th>W</th> <th>D</th> <th>H</th> <th>W</th> <th>D</th> <th>H</th> <th>W</th> <th>H</th> </tr> </thead> <tbody> <tr> <td>IN</td> <td>24.5</td> <td>23</td> <td>50.5</td> <td>19.5</td> <td>17.5</td> <td>16-21</td> <td>17.5</td> <td>30-32.5</td> </tr> <tr> <td>MM</td> <td>622</td> <td>584</td> <td>1283</td> <td>495</td> <td>445</td> <td>406-533</td> <td>445</td> <td>762-826</td> </tr> </tbody> </table> <p>Ergonomic features: A, B, C, D, H, L, M, N, Q</p> <p>RTA 2 courier 1 per carton CANADA GREENGUARD GREENGUARD</p> | | OVERALL DIMENSIONS | | | SEAT DIMENSIONS | | | BACK DIMENSIONS | | W | D | H | W | D | H | W | H | IN | 24.5 | 23 | 50.5 | 19.5 | 17.5 | 16-21 | 17.5 | 30-32.5 | MM | 622 | 584 | 1283 | 495 | 445 | 406-533 | 445 | 762-826 |
| | | | OVERALL DIMENSIONS | | | SEAT DIMENSIONS | | | BACK DIMENSIONS | | | | | | | | | | | | | | | | | | | | | | | | | | | |
| W | | D | H | W | D | H | W | H | | | | | | | | | | | | | | | | | | | | | | | | | | | | |
| IN | 24.5 | 23 | 50.5 | 19.5 | 17.5 | 16-21 | 17.5 | 30-32.5 | | | | | | | | | | | | | | | | | | | | | | | | | | | | |
| MM | 622 | 584 | 1283 | 495 | 445 | 406-533 | 445 | 762-826 | | | | | | | | | | | | | | | | | | | | | | | | | | | | |
|  <p>Headrest for Format Chairs Unit weight: 1 LB 0.5 KG Carton weight: 2 LB 0.91 KG Carton volume: 0.5 FT³ 0.01 MT³</p> | <p>List price</p> <p>MVL3196 79</p> <table border="1"> <thead> <tr> <th rowspan="2"></th> <th colspan="3">OVERALL DIMENSIONS</th> <th colspan="3">SEAT DIMENSIONS</th> <th colspan="2">BACK DIMENSIONS</th> </tr> <tr> <th>W</th> <th>D</th> <th>H</th> <th>W</th> <th>D</th> <th>H</th> <th>W</th> <th>H</th> </tr> </thead> <tbody> <tr> <td>IN</td> <td>11.25</td> <td>4.5</td> <td>9</td> <td>-</td> <td>-</td> <td>-</td> <td>-</td> <td>-</td> </tr> <tr> <td>MM</td> <td>286</td> <td>114</td> <td>229</td> <td>-</td> <td>-</td> <td>-</td> <td>-</td> <td>-</td> </tr> </tbody> </table> <p>Easily attaches to MVL3191.</p> <p>Available in Black mesh only.</p> <p>RTA 00 courier 1 per carton GREENGUARD</p> | | OVERALL DIMENSIONS | | | SEAT DIMENSIONS | | | BACK DIMENSIONS | | W | D | H | W | D | H | W | H | IN | 11.25 | 4.5 | 9 | - | - | - | - | - | MM | 286 | 114 | 229 | - | - | - | - | - |
| | | | OVERALL DIMENSIONS | | | SEAT DIMENSIONS | | | BACK DIMENSIONS | | | | | | | | | | | | | | | | | | | | | | | | | | | |
| W | | D | H | W | D | H | W | H | | | | | | | | | | | | | | | | | | | | | | | | | | | | |
| IN | 11.25 | 4.5 | 9 | - | - | - | - | - | | | | | | | | | | | | | | | | | | | | | | | | | | | | |
| MM | 286 | 114 | 229 | - | - | - | - | - | | | | | | | | | | | | | | | | | | | | | | | | | | | | |

FULL-TIME



model MVL2900

STANDARD FEATURES

- Canadian made, ergonomic seating.
- Extra thick seat foam and contoured back.
- Standard with height and width adjustable arms with self-skinned urethane (SSU) armcaps.
- Dual wheel carpet casters (C65) are standard.
- Can be upholstered in all Global grade 1 seating textiles with the exception of Luxhide (see page 142).
- Compliant with the emissions guidelines set by the GREENGUARD Environmental Institute.
- Limited Lifetime Warranty (5-year exceptions apply - see page 146).
- Weight capacity for this series is 300 lbs.

CHAIR ADJUSTMENTS

- Multi-tilter with infinite position tilt lock.
- Infinite position back and seat angle adjustments, including forward tilt.
- Back height adjustment.
- Pneumatic seat height adjustment.

OPTIONAL FEATURES

- For hard surface flooring casters, please specify **(C65R)**. Add \$21/set.
- For optional sliding seat depth adjustment, please specify **(MD)**. Add \$32.

ALTERNATE TEXTILE OPTIONS

- Graded-in textiles are available. No minimum quantities. Contact Customer Service for pricing.
- Bantam is a durable, bleach cleanable (9:1) vinyl, but due to the stiff nature of the textile, this vinyl is prone to bunching and will not upholster as smoothly as other coverings in this series.

DESCRIPTION



Medium Back Multi-Tilter
 Unit weight: 50 LB | 22.7 KG
 Carton weight: 56 LB | 25.4 KG
 Carton volume: 10.5 FT³ | 0.29 MT³

MODEL# / FEATURES

| | | List price | | | | | | | |
|------------------------------|--|--------------------|-----|---------|-----------------|--------------|-----------|-----------------|---------|
| MVL2900 | | 669 | | | | | | | |
| Fabric | | | | | | | | | |
| | | OVERALL DIMENSIONS | | | SEAT DIMENSIONS | | | BACK DIMENSIONS | |
| | | W | D | H | W | D | H | W | H |
| IN | | 24.5 | 25 | 41 | 19.5 | 19 | 17.5-21.5 | 20 | 20-22 |
| MM | | 622 | 635 | 1041 | 495 | 483 | 445-546 | 508 | 508-559 |
| Ergonomic features: | | RTA 2 | | courier | | 1 per carton | | CANADA | |
| A, B, C, D, F, G, H, M, N, Q | | | | | | | | | |

GENNEX



model OTG11340



model OTG11341

STANDARD FEATURES



- Multi-purpose guest/nesting chairs feature a flip up seat allowing chairs to stack horizontally.
- Durable Black steel frame.
- Black mesh back.
- Models with arms or without arms are available. Armchair features Black polyurethane armcaps.
- Dual wheel carpet casters are standard.
- Seat can be upholstered in all Global grade 1 seating textiles or in Luxhide bonded leather (see page 142).
- Compliant with the emissions guidelines set by the GREENGUARD Environmental Institute.
- Limited Lifetime Warranty (5-year exceptions apply - see page 146).
- Weight capacity for this series is 300 lbs.

OPTIONAL FEATURES

- Hard surface flooring casters (**C9RSET4**) can be purchased separately. Add \$76/set.

ALTERNATE TEXTILE OPTIONS

- Graded-in textiles are available (seat only). No minimum quantities. Contact Customer Service for pricing.

| DESCRIPTION | | MODEL# / FEATURES | | | | | | | | | | | | | | | | | | | | | | | | | | | | | | | | | | | |
|---|--|---|-----|------|--------------------|------|-----|-----------------|--|--|-----------------|--|---|---|---|---|---|---|---|---|----|------|----|----|------|------|------|----|----|----|-----|-----|-----|-----|-----|-----|-----|
|  <p>Nesting Guest Armchair w/Casters, Mesh Back and Uph Seat Unit weight: 24 LB 10.9 KG Carton weight: 29 LB 13.15 KG Carton volume: 15.75 FT³ 0.44 MT³</p> | <p>OTG11340</p> <p>Ergonomic features: M, N</p> | List price | 568 | | | | | | | | | | | | | | | | | | | | | | | | | | | | | | | | | | |
| | | <table border="1"> <thead> <tr> <th rowspan="2"></th> <th colspan="3">OVERALL DIMENSIONS</th> <th colspan="3">SEAT DIMENSIONS</th> <th colspan="2">BACK DIMENSIONS</th> </tr> <tr> <th>W</th> <th>D</th> <th>H</th> <th>W</th> <th>D</th> <th>H</th> <th>W</th> <th>H</th> </tr> </thead> <tbody> <tr> <td>IN</td> <td>25.5</td> <td>22</td> <td>33</td> <td>17.5</td> <td>16.5</td> <td>20.5</td> <td>17</td> <td>15</td> </tr> <tr> <td>MM</td> <td>648</td> <td>559</td> <td>838</td> <td>445</td> <td>419</td> <td>521</td> <td>432</td> <td>381</td> </tr> </tbody> </table> | | | OVERALL DIMENSIONS | | | SEAT DIMENSIONS | | | BACK DIMENSIONS | | W | D | H | W | D | H | W | H | IN | 25.5 | 22 | 33 | 17.5 | 16.5 | 20.5 | 17 | 15 | MM | 648 | 559 | 838 | 445 | 419 | 521 | 432 |
| | OVERALL DIMENSIONS | | | | SEAT DIMENSIONS | | | BACK DIMENSIONS | | | | | | | | | | | | | | | | | | | | | | | | | | | | | |
| | W | D | H | W | D | H | W | H | | | | | | | | | | | | | | | | | | | | | | | | | | | | | |
| IN | 25.5 | 22 | 33 | 17.5 | 16.5 | 20.5 | 17 | 15 | | | | | | | | | | | | | | | | | | | | | | | | | | | | | |
| MM | 648 | 559 | 838 | 445 | 419 | 521 | 432 | 381 | | | | | | | | | | | | | | | | | | | | | | | | | | | | | |
|  <p>Armless Nesting Guest Chair w/Casters, Mesh Back and Uph Seat Unit weight: 21 LB 9.5 KG Carton weight: 25.5 LB 11.57 KG Carton volume: 13.25 FT³ 0.37 MT³</p> | <p>OTG11341</p> <p>Ergonomic features: M, N</p> | List price | 511 | | | | | | | | | | | | | | | | | | | | | | | | | | | | | | | | | | |
| | | <table border="1"> <thead> <tr> <th rowspan="2"></th> <th colspan="3">OVERALL DIMENSIONS</th> <th colspan="3">SEAT DIMENSIONS</th> <th colspan="2">BACK DIMENSIONS</th> </tr> <tr> <th>W</th> <th>D</th> <th>H</th> <th>W</th> <th>D</th> <th>H</th> <th>W</th> <th>H</th> </tr> </thead> <tbody> <tr> <td>IN</td> <td>22</td> <td>22</td> <td>33</td> <td>17.5</td> <td>16.5</td> <td>20.5</td> <td>17</td> <td>15</td> </tr> <tr> <td>MM</td> <td>559</td> <td>559</td> <td>838</td> <td>445</td> <td>419</td> <td>521</td> <td>432</td> <td>381</td> </tr> </tbody> </table> | | | OVERALL DIMENSIONS | | | SEAT DIMENSIONS | | | BACK DIMENSIONS | | W | D | H | W | D | H | W | H | IN | 22 | 22 | 33 | 17.5 | 16.5 | 20.5 | 17 | 15 | MM | 559 | 559 | 838 | 445 | 419 | 521 | 432 |
| | OVERALL DIMENSIONS | | | | SEAT DIMENSIONS | | | BACK DIMENSIONS | | | | | | | | | | | | | | | | | | | | | | | | | | | | | |
| | W | D | H | W | D | H | W | H | | | | | | | | | | | | | | | | | | | | | | | | | | | | | |
| IN | 22 | 22 | 33 | 17.5 | 16.5 | 20.5 | 17 | 15 | | | | | | | | | | | | | | | | | | | | | | | | | | | | | |
| MM | 559 | 559 | 838 | 445 | 419 | 521 | 432 | 381 | | | | | | | | | | | | | | | | | | | | | | | | | | | | | |

GEO



model OTG11636B

STANDARD FEATURES



- Value priced, quality mesh seating.
- Scuff resistant arched base.
- Features fixed loop style polypropylene arms.
- Dual wheel carpet casters (C65) are standard.
- Black mesh back.
- Seat is upholstered in Black mesh fabric (MS20).
- Compliant with the emissions guidelines set by the GREENGUARD Environmental Institute.
- Limited Lifetime Warranty (2-year exceptions apply - see page 146).
- Weight capacity for this series is 300 lbs.

CHAIR ADJUSTMENTS

- Center tilt with upright position tilt lock.
- Tilt tension adjustment.
- Pneumatic seat height adjustment.

OPTIONAL FEATURES

- Hard surface flooring casters (C65R) can be purchased separately. Add \$96/set.

| DESCRIPTION | MODEL# / FEATURES | List price | | | | | | | |
|---|---|--------------------|---------|--------------|-----------------|-----------|---|-----------------|---|
|  <p>LB Tilter, Mesh Back and Uph Seat Unit weight: 26 LB 11.8 KG Carton weight: 30 LB 13.61 KG Carton volume: 3.75 FT³ 0.1 MT³</p> | <p>OTG11636B Black mesh fabric</p> <p>Ergonomic features: A, B, C, M, N, S</p> | 422 | | | | | | | |
| | | OVERALL DIMENSIONS | | | SEAT DIMENSIONS | | | BACK DIMENSIONS | |
| | | W | D | H | W | D | H | W | H |
| IN | 22 | 21 | 38 | 18.5 | 16.5 | 16.5-20.5 | 17.5 | 19 | |
| MM | 559 | 533 | 965 | 470 | 419 | 419-521 | 445 | 483 | |
| | | RTA 8 | courier | 1 per carton | | |  | | |

HARDY



model OTG13080

STANDARD FEATURES





- Light lounge swivel chair.
- Aluminum base with Chrome finished cylinder
- Black nylon glides are standard on model OTG13080.
- Dual wheel casters are standard on model OTG13081. Acceptable for use on hard surface flooring.
- Can be upholstered in all Global grade 1 seating textiles or in Luxhide bonded leather (see page 142).
- Limited Lifetime Warranty (5-year exceptions apply - see page 146).
- Weight capacity for this series is 300 lbs.

CHAIR ADJUSTMENTS

- Pneumatic seat height adjustment.

ALTERNATE TEXTILE OPTIONS

- Graded-in textiles are available. No minimum quantities. Contact Customer Service for pricing.

| DESCRIPTION | | MODEL# / FEATURES | | | | | | | | | | | | | | | | | | | | | | | | | | | | | | | | | | | | | |
|---|---|--|------------------------------------|---|------|--------------------|-----------------|------|-----------------|--|--|-----------------|--|---|---|---|---|---|---|---|---|----|----|----|----|------|------|-----------|----|------|----|-----|-----|-----|-----|-----|---------|-----|-----|
|  <p>Swivel Lounge w/Glides Unit weight: 27 LB 12.3 KG Carton weight: 32 LB 14.51 KG Carton volume: 9.25 FT³ 0.26 MT³</p> | <p>OTG13080</p> <p>Ergonomic features: C, M, N</p> | List price | | | | | | | | | | | | | | | | | | | | | | | | | | | | | | | | | | | | | |
| | | 1017 | | | | | | | | | | | | | | | | | | | | | | | | | | | | | | | | | | | | | |
| | | <table border="1"> <thead> <tr> <th rowspan="2"></th> <th colspan="3">OVERALL DIMENSIONS</th> <th colspan="3">SEAT DIMENSIONS</th> <th colspan="2">BACK DIMENSIONS</th> </tr> <tr> <th>W</th> <th>D</th> <th>H</th> <th>W</th> <th>D</th> <th>H</th> <th>W</th> <th>H</th> </tr> </thead> <tbody> <tr> <td>IN</td> <td>25</td> <td>26</td> <td>33</td> <td>15.5</td> <td>17.5</td> <td>16.5-20.5</td> <td>14</td> <td>14.5</td> </tr> <tr> <td>MM</td> <td>635</td> <td>660</td> <td>838</td> <td>394</td> <td>445</td> <td>419-521</td> <td>356</td> <td>368</td> </tr> </tbody> </table> | | | | OVERALL DIMENSIONS | | | SEAT DIMENSIONS | | | BACK DIMENSIONS | | W | D | H | W | D | H | W | H | IN | 25 | 26 | 33 | 15.5 | 17.5 | 16.5-20.5 | 14 | 14.5 | MM | 635 | 660 | 838 | 394 | 445 | 419-521 | 356 | 368 |
| | OVERALL DIMENSIONS | | | SEAT DIMENSIONS | | | BACK DIMENSIONS | | | | | | | | | | | | | | | | | | | | | | | | | | | | | | | | |
| | W | D | H | W | D | H | W | H | | | | | | | | | | | | | | | | | | | | | | | | | | | | | | | |
| IN | 25 | 26 | 33 | 15.5 | 17.5 | 16.5-20.5 | 14 | 14.5 | | | | | | | | | | | | | | | | | | | | | | | | | | | | | | | |
| MM | 635 | 660 | 838 | 394 | 445 | 419-521 | 356 | 368 | | | | | | | | | | | | | | | | | | | | | | | | | | | | | | | |
| | | <p>RTA 1</p> | <p>courier</p> <p>1 per carton</p> |  | | | | | | | | | | | | | | | | | | | | | | | | | | | | | | | | | | | |
|  <p>Swivel Lounge w/Casters Unit weight: 27 LB 12.3 KG Carton weight: 32 LB 14.51 KG Carton volume: 9.25 FT³ 0.26 MT³</p> | <p>OTG13081</p> <p>Ergonomic features: C, M, N</p> | List price | | | | | | | | | | | | | | | | | | | | | | | | | | | | | | | | | | | | | |
| | | 1017 | | | | | | | | | | | | | | | | | | | | | | | | | | | | | | | | | | | | | |
| | | <table border="1"> <thead> <tr> <th rowspan="2"></th> <th colspan="3">OVERALL DIMENSIONS</th> <th colspan="3">SEAT DIMENSIONS</th> <th colspan="2">BACK DIMENSIONS</th> </tr> <tr> <th>W</th> <th>D</th> <th>H</th> <th>W</th> <th>D</th> <th>H</th> <th>W</th> <th>H</th> </tr> </thead> <tbody> <tr> <td>IN</td> <td>25</td> <td>26</td> <td>33</td> <td>15.5</td> <td>17.5</td> <td>16.5-20.5</td> <td>14</td> <td>14.5</td> </tr> <tr> <td>MM</td> <td>635</td> <td>660</td> <td>838</td> <td>394</td> <td>445</td> <td>419-521</td> <td>356</td> <td>368</td> </tr> </tbody> </table> | | | | OVERALL DIMENSIONS | | | SEAT DIMENSIONS | | | BACK DIMENSIONS | | W | D | H | W | D | H | W | H | IN | 25 | 26 | 33 | 15.5 | 17.5 | 16.5-20.5 | 14 | 14.5 | MM | 635 | 660 | 838 | 394 | 445 | 419-521 | 356 | 368 |
| | OVERALL DIMENSIONS | | | SEAT DIMENSIONS | | | BACK DIMENSIONS | | | | | | | | | | | | | | | | | | | | | | | | | | | | | | | | |
| | W | D | H | W | D | H | W | H | | | | | | | | | | | | | | | | | | | | | | | | | | | | | | | |
| IN | 25 | 26 | 33 | 15.5 | 17.5 | 16.5-20.5 | 14 | 14.5 | | | | | | | | | | | | | | | | | | | | | | | | | | | | | | | |
| MM | 635 | 660 | 838 | 394 | 445 | 419-521 | 356 | 368 | | | | | | | | | | | | | | | | | | | | | | | | | | | | | | | |
| | | <p>RTA 1</p> | <p>courier</p> <p>1 per carton</p> |  | | | | | | | | | | | | | | | | | | | | | | | | | | | | | | | | | | | |

IBEX



model MVL2801



model MVL2814



model MVL2807



model MVL2809

STANDARD FEATURES

- Ergonomic mesh seating designed to promote good posture and provide maximum comfort. Designed by Zooley Chu, Canadian made.
- Available with four different mechanism options: synchro-tilter, multi-tilter, tilter and task. Height adjustable chairs available with task mechanism only.
- Standard with height adjustable T-arms with self-skinned urethane (SSU) armcaps (except armless and guest chairs).
- Dual wheel carpet casters (C1) are standard (except four-legged guest chairs).
- Guest chairs have polymer armcaps (except armless models), a welded steel wall saver frame and are shipped fully assembled.
- Mesh back and mesh seat models can only be upholstered in Black mesh (MS69).
- Mesh back and upholstered seat models: Mesh back is available in Black (MS69) only and seating surface can be upholstered in Luxhide bonded leather (various colors) or in all Global grade 1 seating textiles (see page 142).
- Compliant with the emissions guidelines set by the GREENGUARD Environmental Institute.
- Limited Lifetime Warranty (5-year exceptions apply - see page 146).
- Weight capacity for this series is 300 lbs.

CHAIR ADJUSTMENTS



- **Synchro-tilter chairs**
 - Synchro tilt with multi-position tilt lock.
 - Tilt tension adjustment.
 - Adjustable lumbar support.
 - Pneumatic seat height adjustment.
- **Multi-tilter chairs**
 - Infinite position tilt lock.
 - Tilt tension adjustment.
 - Infinite back and seat angle adjustment.
 - Adjustable lumbar support.
 - Pneumatic seat height adjustment.
- **Tilter chairs**
 - Center tilt with upright position tilt lock.
 - Tilt tension adjustment.
 - Seat depth adjustment.
 - Adjustable lumbar support.
 - Pneumatic seat height adjustment.
- **Task chairs**
 - Seat depth adjustment.
 - Adjustable lumbar support.
 - Pneumatic seat height adjustment.
- **Height adjustable chairs**
 - Task mechanism.
 - Adjustable lumbar support.
 - Pneumatic seat height adjustment.
 - Height adjustable Chrome footrest.





















OPTIONAL FEATURES

- For hard surface flooring casters, please specify **(C9R)**. Add \$21/set.
- For optional sliding seat depth adjustment on multi-tilter chairs, please specify **(MD)**. Add \$32.


ALTERNATE TEXTILE OPTIONS

- Graded-in textiles are available. No minimum quantities. Contact Customer Service for pricing.

| DESCRIPTION | MODEL# / FEATURES | | | | | | | | | | | | | | | | | | | | | | | | | | | | | | | | | | | |
|--|--|------|--------------------|-----|------|-----------------|------|------|-----------------|--|---|---|---|---|---|---|---|---|----|----|------|------|----|------|-----------|------|------|----|-----|-----|------|-----|-----|---------|-----|-----|
|  <p>Synchro-Tilter, Mesh Back and Uph Seat Unit weight: 42 LB 19.1 KG Carton weight: 51 LB 23.13 KG Carton volume: 10.5 FT³ 0.29 MT³</p> | <p>List price</p> <p>MVL2801 781 Luxhide bonded leather or fabric (previously MVL2801F)</p> <table border="1"> <thead> <tr> <th rowspan="2"></th> <th colspan="3">OVERALL DIMENSIONS</th> <th colspan="3">SEAT DIMENSIONS</th> <th colspan="2">BACK DIMENSIONS</th> </tr> <tr> <th>W</th> <th>D</th> <th>H</th> <th>W</th> <th>D</th> <th>H</th> <th>W</th> <th>H</th> </tr> </thead> <tbody> <tr> <td>IN</td> <td>26</td> <td>26.5</td> <td>39.5</td> <td>20</td> <td>18.5</td> <td>16.5-21.5</td> <td>19.5</td> <td>20.5</td> </tr> <tr> <td>MM</td> <td>660</td> <td>673</td> <td>1003</td> <td>508</td> <td>470</td> <td>419-546</td> <td>495</td> <td>521</td> </tr> </tbody> </table> <p>Ergonomic features: A, B, C, D, H, L, M, N</p> <p>RTA 2 courier 1 per carton CANADA GREENGUARD</p> | | OVERALL DIMENSIONS | | | SEAT DIMENSIONS | | | BACK DIMENSIONS | | W | D | H | W | D | H | W | H | IN | 26 | 26.5 | 39.5 | 20 | 18.5 | 16.5-21.5 | 19.5 | 20.5 | MM | 660 | 673 | 1003 | 508 | 470 | 419-546 | 495 | 521 |
| | | | OVERALL DIMENSIONS | | | SEAT DIMENSIONS | | | BACK DIMENSIONS | | | | | | | | | | | | | | | | | | | | | | | | | | | |
| W | | D | H | W | D | H | W | H | | | | | | | | | | | | | | | | | | | | | | | | | | | | |
| IN | 26 | 26.5 | 39.5 | 20 | 18.5 | 16.5-21.5 | 19.5 | 20.5 | | | | | | | | | | | | | | | | | | | | | | | | | | | | |
| MM | 660 | 673 | 1003 | 508 | 470 | 419-546 | 495 | 521 | | | | | | | | | | | | | | | | | | | | | | | | | | | | |
|  <p>Multi-Tilter, Mesh Back and Uph Seat Unit weight: 47 LB 21.4 KG Carton weight: 56 LB 25.4 KG Carton volume: 10.5 FT³ 0.29 MT³</p> | <p>List price</p> <p>MVL2803 851 Luxhide bonded leather or fabric (previously MVL2803F)</p> <table border="1"> <thead> <tr> <th rowspan="2"></th> <th colspan="3">OVERALL DIMENSIONS</th> <th colspan="3">SEAT DIMENSIONS</th> <th colspan="2">BACK DIMENSIONS</th> </tr> <tr> <th>W</th> <th>D</th> <th>H</th> <th>W</th> <th>D</th> <th>H</th> <th>W</th> <th>H</th> </tr> </thead> <tbody> <tr> <td>IN</td> <td>26</td> <td>27</td> <td>39.5</td> <td>20</td> <td>18.5</td> <td>17.5-22.5</td> <td>19.5</td> <td>20</td> </tr> <tr> <td>MM</td> <td>660</td> <td>686</td> <td>1003</td> <td>508</td> <td>470</td> <td>445-572</td> <td>495</td> <td>508</td> </tr> </tbody> </table> <p>Ergonomic features: A, B, C, D, F, G, H, M, N, S</p> <p>RTA 2 courier 1 per carton CANADA GREENGUARD</p> | | OVERALL DIMENSIONS | | | SEAT DIMENSIONS | | | BACK DIMENSIONS | | W | D | H | W | D | H | W | H | IN | 26 | 27 | 39.5 | 20 | 18.5 | 17.5-22.5 | 19.5 | 20 | MM | 660 | 686 | 1003 | 508 | 470 | 445-572 | 495 | 508 |
| | | | OVERALL DIMENSIONS | | | SEAT DIMENSIONS | | | BACK DIMENSIONS | | | | | | | | | | | | | | | | | | | | | | | | | | | |
| W | | D | H | W | D | H | W | H | | | | | | | | | | | | | | | | | | | | | | | | | | | | |
| IN | 26 | 27 | 39.5 | 20 | 18.5 | 17.5-22.5 | 19.5 | 20 | | | | | | | | | | | | | | | | | | | | | | | | | | | | |
| MM | 660 | 686 | 1003 | 508 | 470 | 445-572 | 495 | 508 | | | | | | | | | | | | | | | | | | | | | | | | | | | | |

| DESCRIPTION | MODEL# / FEATURES | | | | | | | | | | | | | | | | | | | | | | | | | | | | | | | | | | | |
|---|--|------|--------------------|------|------|-----------------|------|------|-----------------|--|---|---|---|---|---|---|---|---|----|-------|------|------|------|------|-----------|------|------|----|-----|-----|------|-----|-----|---------|-----|-----|
|  <p>Tilter, Mesh Back and Uph Seat Unit weight: 40 LB 18.2 KG Carton weight: 49 LB 22.23 KG Carton volume: 10.5 FT³ 0.29 MT³</p> | List price MVL2804 747 Luxhide bonded leather or fabric (previously MVL2804F) | | | | | | | | | | | | | | | | | | | | | | | | | | | | | | | | | | | |
| | <table border="1"> <thead> <tr> <th rowspan="2"></th> <th colspan="3">OVERALL DIMENSIONS</th> <th colspan="3">SEAT DIMENSIONS</th> <th colspan="2">BACK DIMENSIONS</th> </tr> <tr> <th>W</th> <th>D</th> <th>H</th> <th>W</th> <th>D</th> <th>H</th> <th>W</th> <th>H</th> </tr> </thead> <tbody> <tr> <td>IN</td> <td>26</td> <td>26.5</td> <td>38.5</td> <td>20</td> <td>18.5</td> <td>16.5-21.5</td> <td>19.5</td> <td>20.5</td> </tr> <tr> <td>MM</td> <td>660</td> <td>673</td> <td>978</td> <td>508</td> <td>470</td> <td>419-546</td> <td>495</td> <td>521</td> </tr> </tbody> </table> | | OVERALL DIMENSIONS | | | SEAT DIMENSIONS | | | BACK DIMENSIONS | | W | D | H | W | D | H | W | H | IN | 26 | 26.5 | 38.5 | 20 | 18.5 | 16.5-21.5 | 19.5 | 20.5 | MM | 660 | 673 | 978 | 508 | 470 | 419-546 | 495 | 521 |
| | | | OVERALL DIMENSIONS | | | SEAT DIMENSIONS | | | BACK DIMENSIONS | | | | | | | | | | | | | | | | | | | | | | | | | | | |
| | | W | D | H | W | D | H | W | H | | | | | | | | | | | | | | | | | | | | | | | | | | | |
| IN | 26 | 26.5 | 38.5 | 20 | 18.5 | 16.5-21.5 | 19.5 | 20.5 | | | | | | | | | | | | | | | | | | | | | | | | | | | | |
| MM | 660 | 673 | 978 | 508 | 470 | 419-546 | 495 | 521 | | | | | | | | | | | | | | | | | | | | | | | | | | | | |
| Ergonomic features: A, B, C, D, E, H, M, N, S | | | | | | | | | | | | | | | | | | | | | | | | | | | | | | | | | | | | |
| | RTA 2  1 per carton   | | | | | | | | | | | | | | | | | | | | | | | | | | | | | | | | | | | |
|  <p>Task, Mesh Back and Uph Seat Unit weight: 32 LB 14.5 KG Carton weight: 41 LB 18.6 KG Carton volume: 10.5 FT³ 0.29 MT³</p> | List price MVL2806 679 Luxhide bonded leather or fabric (previously MVL2806F) | | | | | | | | | | | | | | | | | | | | | | | | | | | | | | | | | | | |
| | <table border="1"> <thead> <tr> <th rowspan="2"></th> <th colspan="3">OVERALL DIMENSIONS</th> <th colspan="3">SEAT DIMENSIONS</th> <th colspan="2">BACK DIMENSIONS</th> </tr> <tr> <th>W</th> <th>D</th> <th>H</th> <th>W</th> <th>D</th> <th>H</th> <th>W</th> <th>H</th> </tr> </thead> <tbody> <tr> <td>IN</td> <td>26</td> <td>26.5</td> <td>37</td> <td>20</td> <td>18.5</td> <td>16-21</td> <td>19.5</td> <td>20.5</td> </tr> <tr> <td>MM</td> <td>660</td> <td>673</td> <td>940</td> <td>508</td> <td>470</td> <td>406-533</td> <td>495</td> <td>521</td> </tr> </tbody> </table> | | OVERALL DIMENSIONS | | | SEAT DIMENSIONS | | | BACK DIMENSIONS | | W | D | H | W | D | H | W | H | IN | 26 | 26.5 | 37 | 20 | 18.5 | 16-21 | 19.5 | 20.5 | MM | 660 | 673 | 940 | 508 | 470 | 406-533 | 495 | 521 |
| | | | OVERALL DIMENSIONS | | | SEAT DIMENSIONS | | | BACK DIMENSIONS | | | | | | | | | | | | | | | | | | | | | | | | | | | |
| | | W | D | H | W | D | H | W | H | | | | | | | | | | | | | | | | | | | | | | | | | | | |
| IN | 26 | 26.5 | 37 | 20 | 18.5 | 16-21 | 19.5 | 20.5 | | | | | | | | | | | | | | | | | | | | | | | | | | | | |
| MM | 660 | 673 | 940 | 508 | 470 | 406-533 | 495 | 521 | | | | | | | | | | | | | | | | | | | | | | | | | | | | |
| Ergonomic features: C, D, E, H, M, N | | | | | | | | | | | | | | | | | | | | | | | | | | | | | | | | | | | | |
| | RTA 2  1 per carton   | | | | | | | | | | | | | | | | | | | | | | | | | | | | | | | | | | | |
|  <p>Armless Height Adjustable, Mesh Back and Uph Seat Unit weight: 31 LB 14.1 KG Carton weight: 40 LB 18.14 KG Carton volume: 10.5 FT³ 0.29 MT³</p> | List price MVL2807 779 Luxhide bonded leather or fabric (previously MVL2807F) | | | | | | | | | | | | | | | | | | | | | | | | | | | | | | | | | | | |
| | <table border="1"> <thead> <tr> <th rowspan="2"></th> <th colspan="3">OVERALL DIMENSIONS</th> <th colspan="3">SEAT DIMENSIONS</th> <th colspan="2">BACK DIMENSIONS</th> </tr> <tr> <th>W</th> <th>D</th> <th>H</th> <th>W</th> <th>D</th> <th>H</th> <th>W</th> <th>H</th> </tr> </thead> <tbody> <tr> <td>IN</td> <td>20</td> <td>26.5</td> <td>48</td> <td>20</td> <td>18.5</td> <td>23-33</td> <td>19.5</td> <td>20.5</td> </tr> <tr> <td>MM</td> <td>508</td> <td>673</td> <td>1219</td> <td>508</td> <td>470</td> <td>584-838</td> <td>495</td> <td>521</td> </tr> </tbody> </table> | | OVERALL DIMENSIONS | | | SEAT DIMENSIONS | | | BACK DIMENSIONS | | W | D | H | W | D | H | W | H | IN | 20 | 26.5 | 48 | 20 | 18.5 | 23-33 | 19.5 | 20.5 | MM | 508 | 673 | 1219 | 508 | 470 | 584-838 | 495 | 521 |
| | | | OVERALL DIMENSIONS | | | SEAT DIMENSIONS | | | BACK DIMENSIONS | | | | | | | | | | | | | | | | | | | | | | | | | | | |
| | | W | D | H | W | D | H | W | H | | | | | | | | | | | | | | | | | | | | | | | | | | | |
| IN | 20 | 26.5 | 48 | 20 | 18.5 | 23-33 | 19.5 | 20.5 | | | | | | | | | | | | | | | | | | | | | | | | | | | | |
| MM | 508 | 673 | 1219 | 508 | 470 | 584-838 | 495 | 521 | | | | | | | | | | | | | | | | | | | | | | | | | | | | |
| Ergonomic features: C, D, M, N | | | | | | | | | | | | | | | | | | | | | | | | | | | | | | | | | | | | |
| | RTA 2  1 per carton   | | | | | | | | | | | | | | | | | | | | | | | | | | | | | | | | | | | |
|  <p>Height Adjustable w/Arms, Mesh Back and Uph Seat Unit weight: 37 LB 16.8 KG Carton weight: 46 LB 20.87 KG Carton volume: 10.5 FT³ 0.29 MT³</p> | List price MVL2808 910 Luxhide bonded leather or fabric (previously MVL2808F) | | | | | | | | | | | | | | | | | | | | | | | | | | | | | | | | | | | |
| | <table border="1"> <thead> <tr> <th rowspan="2"></th> <th colspan="3">OVERALL DIMENSIONS</th> <th colspan="3">SEAT DIMENSIONS</th> <th colspan="2">BACK DIMENSIONS</th> </tr> <tr> <th>W</th> <th>D</th> <th>H</th> <th>W</th> <th>D</th> <th>H</th> <th>W</th> <th>H</th> </tr> </thead> <tbody> <tr> <td>IN</td> <td>26</td> <td>26.5</td> <td>48</td> <td>20</td> <td>18.5</td> <td>23-33</td> <td>19.5</td> <td>20.5</td> </tr> <tr> <td>MM</td> <td>660</td> <td>673</td> <td>1219</td> <td>508</td> <td>470</td> <td>584-838</td> <td>495</td> <td>521</td> </tr> </tbody> </table> | | OVERALL DIMENSIONS | | | SEAT DIMENSIONS | | | BACK DIMENSIONS | | W | D | H | W | D | H | W | H | IN | 26 | 26.5 | 48 | 20 | 18.5 | 23-33 | 19.5 | 20.5 | MM | 660 | 673 | 1219 | 508 | 470 | 584-838 | 495 | 521 |
| | | | OVERALL DIMENSIONS | | | SEAT DIMENSIONS | | | BACK DIMENSIONS | | | | | | | | | | | | | | | | | | | | | | | | | | | |
| | | W | D | H | W | D | H | W | H | | | | | | | | | | | | | | | | | | | | | | | | | | | |
| IN | 26 | 26.5 | 48 | 20 | 18.5 | 23-33 | 19.5 | 20.5 | | | | | | | | | | | | | | | | | | | | | | | | | | | | |
| MM | 660 | 673 | 1219 | 508 | 470 | 584-838 | 495 | 521 | | | | | | | | | | | | | | | | | | | | | | | | | | | | |
| Ergonomic features: C, D, H, M, N | | | | | | | | | | | | | | | | | | | | | | | | | | | | | | | | | | | | |
| | RTA 2  1 per carton   | | | | | | | | | | | | | | | | | | | | | | | | | | | | | | | | | | | |
|  <p>Guest Chair, Mesh Back and Uph Seat Unit weight: 20 LB 9.1 KG Carton weight: 26 LB 11.79 KG Carton volume: 13.5 FT³ 0.38 MT³</p> | List price MVL2809 575 Luxhide bonded leather or fabric (previously MVL2809F) | | | | | | | | | | | | | | | | | | | | | | | | | | | | | | | | | | | |
| | <table border="1"> <thead> <tr> <th rowspan="2"></th> <th colspan="3">OVERALL DIMENSIONS</th> <th colspan="3">SEAT DIMENSIONS</th> <th colspan="2">BACK DIMENSIONS</th> </tr> <tr> <th>W</th> <th>D</th> <th>H</th> <th>W</th> <th>D</th> <th>H</th> <th>W</th> <th>H</th> </tr> </thead> <tbody> <tr> <td>IN</td> <td>25.25</td> <td>24</td> <td>34.5</td> <td>19.5</td> <td>18</td> <td>17.5</td> <td>19</td> <td>17</td> </tr> <tr> <td>MM</td> <td>641</td> <td>610</td> <td>876</td> <td>495</td> <td>457</td> <td>445</td> <td>483</td> <td>432</td> </tr> </tbody> </table> | | OVERALL DIMENSIONS | | | SEAT DIMENSIONS | | | BACK DIMENSIONS | | W | D | H | W | D | H | W | H | IN | 25.25 | 24 | 34.5 | 19.5 | 18 | 17.5 | 19 | 17 | MM | 641 | 610 | 876 | 495 | 457 | 445 | 483 | 432 |
| | | | OVERALL DIMENSIONS | | | SEAT DIMENSIONS | | | BACK DIMENSIONS | | | | | | | | | | | | | | | | | | | | | | | | | | | |
| | | W | D | H | W | D | H | W | H | | | | | | | | | | | | | | | | | | | | | | | | | | | |
| IN | 25.25 | 24 | 34.5 | 19.5 | 18 | 17.5 | 19 | 17 | | | | | | | | | | | | | | | | | | | | | | | | | | | | |
| MM | 641 | 610 | 876 | 495 | 457 | 445 | 483 | 432 | | | | | | | | | | | | | | | | | | | | | | | | | | | | |
| Stacks 5 high. Ergonomic features: M, N | | | | | | | | | | | | | | | | | | | | | | | | | | | | | | | | | | | | |
| | RTA 00  1 per carton   | | | | | | | | | | | | | | | | | | | | | | | | | | | | | | | | | | | |

DESCRIPTION MODEL# / FEATURES



Guest Chair w/Casters, Mesh Back and Uph Seat

Unit weight: 20 LB | 9.1 KG
 Carton weight: 26 LB | 11.79 KG
 Carton volume: 13.5 FT³ | 0.38 MT³

List price

MVL2809C 696
 Luxhide bonded leather
 or fabric (previously MVL2809CF)

| | OVERALL DIMENSIONS | | | SEAT DIMENSIONS | | | BACK DIMENSIONS | |
|----|--------------------|-----|------|-----------------|-----|------|-----------------|-----|
| | W | D | H | W | D | H | W | H |
| IN | 25.25 | 24 | 34.5 | 19.5 | 18 | 17.5 | 19 | 17 |
| MM | 641 | 610 | 876 | 495 | 457 | 445 | 483 | 432 |

Ergonomic features:
 M, N

RTA 00

1 per carton



Guest Bar Stool, Mesh Back and Uph Seat

Unit weight: 25.5 LB | 11.6 KG
 Carton weight: 36 LB | 16.33 KG
 Carton volume: 20 FT³ | 0.56 MT³

List price

MVL2809BSMU 855
 Luxhide bonded leather
 or fabric

| | OVERALL DIMENSIONS | | | SEAT DIMENSIONS | | | BACK DIMENSIONS | |
|----|--------------------|-------|------|-----------------|------|------|-----------------|------|
| | W | D | H | W | D | H | W | H |
| IN | 25 | 25.75 | 45 | 19.5 | 17.5 | 28.5 | 18.5 | 16.5 |
| MM | 635 | 654 | 1143 | 495 | 445 | 724 | 470 | 419 |

Ergonomic features:
 M, N

RTA 00

1 per carton



Guest Bar Stool, Uph Back and Seat

Unit weight: 25.5 LB | 11.6 KG
 Carton weight: 36 LB | 16.33 KG
 Carton volume: 20 FT³ | 0.56 MT³

List price

MVL2809BSUU 959
 Luxhide bonded leather
 or fabric

| | OVERALL DIMENSIONS | | | SEAT DIMENSIONS | | | BACK DIMENSIONS | |
|----|--------------------|-------|------|-----------------|------|------|-----------------|------|
| | W | D | H | W | D | H | W | H |
| IN | 25 | 25.75 | 45 | 19.5 | 18.5 | 28.5 | 18.5 | 16.5 |
| MM | 635 | 654 | 1143 | 495 | 470 | 724 | 470 | 419 |

Ergonomic features:
 M, N

RTA 00

1 per carton



Synchro-Tilter, Uph Back and Seat

Unit weight: 42 LB | 19.1 KG
 Carton weight: 51 LB | 23.13 KG
 Carton volume: 10.5 FT³ | 0.29 MT³

List price

MVL2811 886
 Luxhide bonded leather
 or fabric (previously MVL2811F)

| | OVERALL DIMENSIONS | | | SEAT DIMENSIONS | | | BACK DIMENSIONS | |
|----|--------------------|------|------|-----------------|------|-----------|-----------------|------|
| | W | D | H | W | D | H | W | H |
| IN | 26 | 26.5 | 39.5 | 20 | 18.5 | 16.5-21.5 | 19.5 | 20.5 |
| MM | 660 | 673 | 1003 | 508 | 470 | 419-546 | 495 | 521 |

Ergonomic features:
 A, B, C, D, H, L, M, N

RTA 2



1 per carton



Multi-Tilter, Uph Back and Seat

Unit weight: 47 LB | 21.4 KG
 Carton weight: 56 LB | 25.4 KG
 Carton volume: 10.5 FT³ | 0.29 MT³

List price

MVL2813 959
 Luxhide bonded leather
 or fabric (previously MVL2813F)

| | OVERALL DIMENSIONS | | | SEAT DIMENSIONS | | | BACK DIMENSIONS | |
|----|--------------------|-----|------|-----------------|------|-----------|-----------------|-----|
| | W | D | H | W | D | H | W | H |
| IN | 26 | 27 | 39.5 | 20 | 18.5 | 17.5-22.5 | 19.5 | 20 |
| MM | 660 | 686 | 1003 | 508 | 470 | 445-572 | 495 | 508 |






















Ergonomic features:
 A, B, C, D, F, G, H, M, N, S

RTA 2




1 per carton



| DESCRIPTION | MODEL# / FEATURES | | | | | | | | | | | | | | | | | | | | | | | | | | | | | | | | |
|---|--|--------------------|-----------------|-----------------|-----------------|-----------------|-----------------|-----------------|---|---|---|---|---|---|---|---|----------|----------|------|------|------|-------|-----------|------|--------|--------|------|------|-----|---------|---------|-----|-----|
|  <p>Tilter, Uph Back and Seat Unit weight: 40 LB 18.2 KG Carton weight: 49 LB 22.23 KG Carton volume: 10.5 FT³ 0.29 MT³</p> | <p>List price</p> <p>MVL2814 850 Luxhide bonded leather or fabric (previously MVL2814F)</p> | | | | | | | | | | | | | | | | | | | | | | | | | | | | | | | | |
| | <table border="1"> <thead> <tr> <th colspan="3">OVERALL DIMENSIONS</th> <th colspan="3">SEAT DIMENSIONS</th> <th colspan="2">BACK DIMENSIONS</th> </tr> <tr> <th>W</th> <th>D</th> <th>H</th> <th>W</th> <th>D</th> <th>H</th> <th>W</th> <th>H</th> </tr> </thead> <tbody> <tr> <td>IN 26</td> <td>26.5</td> <td>38.5</td> <td>20</td> <td>18.5</td> <td>16.5-21.5</td> <td>19.5</td> <td>20.5</td> </tr> <tr> <td>MM 660</td> <td>673</td> <td>978</td> <td>508</td> <td>470</td> <td>419-546</td> <td>495</td> <td>521</td> </tr> </tbody> </table> | OVERALL DIMENSIONS | | | SEAT DIMENSIONS | | | BACK DIMENSIONS | | W | D | H | W | D | H | W | H | IN 26 | 26.5 | 38.5 | 20 | 18.5 | 16.5-21.5 | 19.5 | 20.5 | MM 660 | 673 | 978 | 508 | 470 | 419-546 | 495 | 521 |
| | OVERALL DIMENSIONS | | | SEAT DIMENSIONS | | | BACK DIMENSIONS | | | | | | | | | | | | | | | | | | | | | | | | | | |
| | W | D | H | W | D | H | W | H | | | | | | | | | | | | | | | | | | | | | | | | | |
| | IN 26 | 26.5 | 38.5 | 20 | 18.5 | 16.5-21.5 | 19.5 | 20.5 | | | | | | | | | | | | | | | | | | | | | | | | | |
| MM 660 | 673 | 978 | 508 | 470 | 419-546 | 495 | 521 | | | | | | | | | | | | | | | | | | | | | | | | | | |
| <p>Ergonomic features: A, B, C, D, E, H, M, N, S</p> <p>RTA 2  1 per carton  </p> | | | | | | | | | | | | | | | | | | | | | | | | | | | | | | | | | |
| <p>MVL2816 787 Luxhide bonded leather or fabric (previously MVL2816F)</p> | | | | | | | | | | | | | | | | | | | | | | | | | | | | | | | | | |
| <table border="1"> <thead> <tr> <th colspan="3">OVERALL DIMENSIONS</th> <th colspan="3">SEAT DIMENSIONS</th> <th colspan="2">BACK DIMENSIONS</th> </tr> <tr> <th>W</th> <th>D</th> <th>H</th> <th>W</th> <th>D</th> <th>H</th> <th>W</th> <th>H</th> </tr> </thead> <tbody> <tr> <td>IN 26</td> <td>26.5</td> <td>37</td> <td>20</td> <td>18.5</td> <td>16-21</td> <td>19.5</td> <td>20.5</td> </tr> <tr> <td>MM 660</td> <td>673</td> <td>940</td> <td>508</td> <td>470</td> <td>406-533</td> <td>495</td> <td>521</td> </tr> </tbody> </table> | OVERALL DIMENSIONS | | | SEAT DIMENSIONS | | | BACK DIMENSIONS | | W | D | H | W | D | H | W | H | IN 26 | 26.5 | 37 | 20 | 18.5 | 16-21 | 19.5 | 20.5 | MM 660 | 673 | 940 | 508 | 470 | 406-533 | 495 | 521 | |
| OVERALL DIMENSIONS | | | SEAT DIMENSIONS | | | BACK DIMENSIONS | | | | | | | | | | | | | | | | | | | | | | | | | | | |
| W | D | H | W | D | H | W | H | | | | | | | | | | | | | | | | | | | | | | | | | | |
| IN 26 | 26.5 | 37 | 20 | 18.5 | 16-21 | 19.5 | 20.5 | | | | | | | | | | | | | | | | | | | | | | | | | | |
| MM 660 | 673 | 940 | 508 | 470 | 406-533 | 495 | 521 | | | | | | | | | | | | | | | | | | | | | | | | | | |
| <p>Ergonomic features: C, D, E, H, M, N</p> <p>RTA 2  1 per carton  </p> | | | | | | | | | | | | | | | | | | | | | | | | | | | | | | | | | |
|  <p>Armless Height Adjustable, Uph Back and Seat Unit weight: 31 LB 14.1 KG Carton weight: 40 LB 18.14 KG Carton volume: 10.5 FT³ 0.29 MT³</p> | <p>List price</p> <p>MVL2817 883 Luxhide bonded leather or fabric (previously MVL2817F)</p> | | | | | | | | | | | | | | | | | | | | | | | | | | | | | | | | |
| | <table border="1"> <thead> <tr> <th colspan="3">OVERALL DIMENSIONS</th> <th colspan="3">SEAT DIMENSIONS</th> <th colspan="2">BACK DIMENSIONS</th> </tr> <tr> <th>W</th> <th>D</th> <th>H</th> <th>W</th> <th>D</th> <th>H</th> <th>W</th> <th>H</th> </tr> </thead> <tbody> <tr> <td>IN 20</td> <td>26.5</td> <td>48</td> <td>20</td> <td>18.5</td> <td>23-33</td> <td>19.5</td> <td>20.5</td> </tr> <tr> <td>MM 508</td> <td>673</td> <td>1219</td> <td>508</td> <td>470</td> <td>584-838</td> <td>495</td> <td>521</td> </tr> </tbody> </table> | OVERALL DIMENSIONS | | | SEAT DIMENSIONS | | | BACK DIMENSIONS | | W | D | H | W | D | H | W | H | IN 20 | 26.5 | 48 | 20 | 18.5 | 23-33 | 19.5 | 20.5 | MM 508 | 673 | 1219 | 508 | 470 | 584-838 | 495 | 521 |
| | OVERALL DIMENSIONS | | | SEAT DIMENSIONS | | | BACK DIMENSIONS | | | | | | | | | | | | | | | | | | | | | | | | | | |
| | W | D | H | W | D | H | W | H | | | | | | | | | | | | | | | | | | | | | | | | | |
| | IN 20 | 26.5 | 48 | 20 | 18.5 | 23-33 | 19.5 | 20.5 | | | | | | | | | | | | | | | | | | | | | | | | | |
| MM 508 | 673 | 1219 | 508 | 470 | 584-838 | 495 | 521 | | | | | | | | | | | | | | | | | | | | | | | | | | |
| <p>Ergonomic features: C, D, M, N</p> <p>RTA 2  1 per carton  </p> | | | | | | | | | | | | | | | | | | | | | | | | | | | | | | | | | |
| <p>MVL2818 1013 Luxhide bonded leather or fabric (previously MVL2818F)</p> | | | | | | | | | | | | | | | | | | | | | | | | | | | | | | | | | |
| <table border="1"> <thead> <tr> <th colspan="3">OVERALL DIMENSIONS</th> <th colspan="3">SEAT DIMENSIONS</th> <th colspan="2">BACK DIMENSIONS</th> </tr> <tr> <th>W</th> <th>D</th> <th>H</th> <th>W</th> <th>D</th> <th>H</th> <th>W</th> <th>H</th> </tr> </thead> <tbody> <tr> <td>IN 26</td> <td>26.5</td> <td>48</td> <td>20</td> <td>18.5</td> <td>23-33</td> <td>19.5</td> <td>20.5</td> </tr> <tr> <td>MM 660</td> <td>673</td> <td>1219</td> <td>508</td> <td>470</td> <td>584-838</td> <td>495</td> <td>521</td> </tr> </tbody> </table> | OVERALL DIMENSIONS | | | SEAT DIMENSIONS | | | BACK DIMENSIONS | | W | D | H | W | D | H | W | H | IN 26 | 26.5 | 48 | 20 | 18.5 | 23-33 | 19.5 | 20.5 | MM 660 | 673 | 1219 | 508 | 470 | 584-838 | 495 | 521 | |
| OVERALL DIMENSIONS | | | SEAT DIMENSIONS | | | BACK DIMENSIONS | | | | | | | | | | | | | | | | | | | | | | | | | | | |
| W | D | H | W | D | H | W | H | | | | | | | | | | | | | | | | | | | | | | | | | | |
| IN 26 | 26.5 | 48 | 20 | 18.5 | 23-33 | 19.5 | 20.5 | | | | | | | | | | | | | | | | | | | | | | | | | | |
| MM 660 | 673 | 1219 | 508 | 470 | 584-838 | 495 | 521 | | | | | | | | | | | | | | | | | | | | | | | | | | |
| <p>Ergonomic features: C, D, H, M, N</p> <p>RTA 2  1 per carton  </p> | | | | | | | | | | | | | | | | | | | | | | | | | | | | | | | | | |
|  <p>Guest Chair, Uph Back and Seat Unit weight: 20 LB 9.1 KG Carton weight: 26 LB 11.79 KG Carton volume: 13.5 FT³ 0.38 MT³</p> | <p>List price</p> <p>MVL2819 675 Luxhide bonded leather or fabric (previously MVL2819F)</p> | | | | | | | | | | | | | | | | | | | | | | | | | | | | | | | | |
| | <p>Stacks 5 high.</p> <table border="1"> <thead> <tr> <th colspan="3">OVERALL DIMENSIONS</th> <th colspan="3">SEAT DIMENSIONS</th> <th colspan="2">BACK DIMENSIONS</th> </tr> <tr> <th>W</th> <th>D</th> <th>H</th> <th>W</th> <th>D</th> <th>H</th> <th>W</th> <th>H</th> </tr> </thead> <tbody> <tr> <td>IN 25.25</td> <td>24</td> <td>34.5</td> <td>19.5</td> <td>18</td> <td>17.5</td> <td>19</td> <td>17</td> </tr> <tr> <td>MM 641</td> <td>610</td> <td>876</td> <td>495</td> <td>457</td> <td>445</td> <td>483</td> <td>432</td> </tr> </tbody> </table> | OVERALL DIMENSIONS | | | SEAT DIMENSIONS | | | BACK DIMENSIONS | | W | D | H | W | D | H | W | H | IN 25.25 | 24 | 34.5 | 19.5 | 18 | 17.5 | 19 | 17 | MM 641 | 610 | 876 | 495 | 457 | 445 | 483 | 432 |
| | OVERALL DIMENSIONS | | | SEAT DIMENSIONS | | | BACK DIMENSIONS | | | | | | | | | | | | | | | | | | | | | | | | | | |
| | W | D | H | W | D | H | W | H | | | | | | | | | | | | | | | | | | | | | | | | | |
| | IN 25.25 | 24 | 34.5 | 19.5 | 18 | 17.5 | 19 | 17 | | | | | | | | | | | | | | | | | | | | | | | | | |
| MM 641 | 610 | 876 | 495 | 457 | 445 | 483 | 432 | | | | | | | | | | | | | | | | | | | | | | | | | | |
| <p>Back exterior upholstered in Jenny, Ebony (JN02).</p> <p>Ergonomic features: M, N</p> <p>RTA 00  1 per carton  </p> | | | | | | | | | | | | | | | | | | | | | | | | | | | | | | | | | |
| <p>MVL2819 675 Luxhide bonded leather or fabric (previously MVL2819F)</p> | | | | | | | | | | | | | | | | | | | | | | | | | | | | | | | | | |
| <table border="1"> <thead> <tr> <th colspan="3">OVERALL DIMENSIONS</th> <th colspan="3">SEAT DIMENSIONS</th> <th colspan="2">BACK DIMENSIONS</th> </tr> <tr> <th>W</th> <th>D</th> <th>H</th> <th>W</th> <th>D</th> <th>H</th> <th>W</th> <th>H</th> </tr> </thead> <tbody> <tr> <td>IN 25.25</td> <td>24</td> <td>34.5</td> <td>19.5</td> <td>18</td> <td>17.5</td> <td>19</td> <td>17</td> </tr> <tr> <td>MM 641</td> <td>610</td> <td>876</td> <td>495</td> <td>457</td> <td>445</td> <td>483</td> <td>432</td> </tr> </tbody> </table> | OVERALL DIMENSIONS | | | SEAT DIMENSIONS | | | BACK DIMENSIONS | | W | D | H | W | D | H | W | H | IN 25.25 | 24 | 34.5 | 19.5 | 18 | 17.5 | 19 | 17 | MM 641 | 610 | 876 | 495 | 457 | 445 | 483 | 432 | |
| OVERALL DIMENSIONS | | | SEAT DIMENSIONS | | | BACK DIMENSIONS | | | | | | | | | | | | | | | | | | | | | | | | | | | |
| W | D | H | W | D | H | W | H | | | | | | | | | | | | | | | | | | | | | | | | | | |
| IN 25.25 | 24 | 34.5 | 19.5 | 18 | 17.5 | 19 | 17 | | | | | | | | | | | | | | | | | | | | | | | | | | |
| MM 641 | 610 | 876 | 495 | 457 | 445 | 483 | 432 | | | | | | | | | | | | | | | | | | | | | | | | | | |
| <p>Ergonomic features: M, N</p> <p>RTA 00  1 per carton  </p> | | | | | | | | | | | | | | | | | | | | | | | | | | | | | | | | | |

DESCRIPTION MODEL# / FEATURES



Guest Chair w/Casters, Uph Back and Seat
 Unit weight: 20 LB | 9.1 KG
 Carton weight: 26 LB | 11.79 KG
 Carton volume: 13.5 FT³ | 0.38 MT³

List price

MVL2819C 790
 Luxhide bonded leather
 or fabric (previously MVL2819CF)

| OVERALL DIMENSIONS | | | SEAT DIMENSIONS | | | BACK DIMENSIONS | |
|--------------------|---|---|-----------------|---|---|-----------------|---|
| W | D | H | W | D | H | W | H |

Back exterior upholstered
 in Jenny, Ebony (JN02).

| | | | | | | | | |
|----|-------|-----|------|------|-----|------|-----|-----|
| IN | 25.25 | 24 | 34.5 | 19.5 | 18 | 17.5 | 19 | 17 |
| MM | 641 | 610 | 876 | 495 | 457 | 445 | 483 | 432 |

Ergonomic features:
 M, N

RTA 00 1 per carton



Synchro-Tilter, Mesh Back and Seat
 Unit weight: 42 LB | 19.1 KG
 Carton weight: 51 LB | 23.13 KG
 Carton volume: 10.5 FT³ | 0.29 MT³

List price

MVL2821 930
 Black mesh

| OVERALL DIMENSIONS | | | SEAT DIMENSIONS | | | BACK DIMENSIONS | |
|--------------------|---|---|-----------------|---|---|-----------------|---|
| W | D | H | W | D | H | W | H |

| | | | | | | | | |
|----|-----|------|------|-----|------|-----------|------|------|
| IN | 26 | 26.5 | 39.5 | 20 | 18.5 | 16.5-21.5 | 19.5 | 20.5 |
| MM | 660 | 673 | 1003 | 508 | 470 | 419-546 | 495 | 521 |

Ergonomic features:
 A, B, C, D, H, L, M

RTA 2 1 per carton



Multi-Tilter, Mesh Back and Seat
 Unit weight: 47 LB | 21.4 KG
 Carton weight: 56 LB | 25.4 KG
 Carton volume: 10.5 FT³ | 0.29 MT³

List price

MVL2823 1001
 Black mesh

| OVERALL DIMENSIONS | | | SEAT DIMENSIONS | | | BACK DIMENSIONS | |
|--------------------|---|---|-----------------|---|---|-----------------|---|
| W | D | H | W | D | H | W | H |

| | | | | | | | | |
|----|-----|-----|------|-----|------|-----------|------|-----|
| IN | 26 | 27 | 39.5 | 20 | 18.5 | 17.5-22.5 | 19.5 | 20 |
| MM | 660 | 686 | 1003 | 508 | 470 | 445-572 | 495 | 508 |

Ergonomic features:
 A, B, C, D, F, G, H, M, S

RTA 2 1 per carton



Tilter, Mesh Back and Seat
 Unit weight: 40 LB | 18.2 KG
 Carton weight: 49 LB | 22.23 KG
 Carton volume: 10.5 FT³ | 0.29 MT³

List price

MVL2824 893
 Black mesh

| OVERALL DIMENSIONS | | | SEAT DIMENSIONS | | | BACK DIMENSIONS | |
|--------------------|---|---|-----------------|---|---|-----------------|---|
| W | D | H | W | D | H | W | H |

| | | | | | | | | |
|----|-----|------|------|-----|------|-----------|------|------|
| IN | 26 | 26.5 | 38.5 | 20 | 18.5 | 16.5-21.5 | 19.5 | 20.5 |
| MM | 660 | 673 | 978 | 508 | 470 | 419-546 | 495 | 521 |

Ergonomic features:
 A, B, C, D, E, H, M, S

RTA 2 1 per carton



Task, Mesh Back and Seat
 Unit weight: 32 LB | 14.5 KG
 Carton weight: 41 LB | 18.6 KG
 Carton volume: 10.5 FT³ | 0.29 MT³

List price

MVL2826 829
 Black mesh

| OVERALL DIMENSIONS | | | SEAT DIMENSIONS | | | BACK DIMENSIONS | |
|--------------------|---|---|-----------------|---|---|-----------------|---|
| W | D | H | W | D | H | W | H |

| | | | | | | | | |
|----|-----|------|-----|-----|------|---------|------|------|
| IN | 26 | 26.5 | 37 | 20 | 18.5 | 16-21 | 19.5 | 20.5 |
| MM | 660 | 673 | 940 | 508 | 470 | 406-533 | 495 | 521 |

Ergonomic features:
 C, D, E, H, M

RTA 2 1 per carton



Armless Height Adjustable, Mesh Back and Seat
 Unit weight: 31 LB | 14.1 KG
 Carton weight: 40 LB | 18.14 KG
 Carton volume: 10.5 FT³ | 0.29 MT³

List price


MVL2827 927
 Black mesh


| OVERALL DIMENSIONS | | | SEAT DIMENSIONS | | | BACK DIMENSIONS | |
|--------------------|---|---|-----------------|---|---|-----------------|---|
| W | D | H | W | D | H | W | H |


| | | | | | | | | |
|----|-----|------|------|-----|------|---------|------|------|
| IN | 20 | 26.5 | 48 | 20 | 18.5 | 23-33 | 19.5 | 20.5 |
| MM | 508 | 673 | 1219 | 508 | 470 | 584-838 | 495 | 521 |


Ergonomic features:
 C, D, M


RTA 2 1 per carton

| DESCRIPTION | MODEL# / FEATURES | List price | | | | | | | | | | | | | | | | | | | | | | | | | | | | | | | | |
|---|---|--|--------------------|-----------------|---------|-----------------|-----------------|--|-----------------|--|---|---|---|---|---|---|---|---|-------|------|----|----|------|-------|------|------|--------|-----|------|-----|-----|---------|-----|-----|
|  <p>Height Adjustable w/Arms, Mesh Back and Seat Unit weight: 37 LB 16.8 KG Carton weight: 46 LB 20.87 KG Carton volume: 10.5 FT³ 0.29 MT³</p> | MVL2828 Black mesh | 1054 | | | | | | | | | | | | | | | | | | | | | | | | | | | | | | | | |
| | <table border="1"> <thead> <tr> <th colspan="3">OVERALL DIMENSIONS</th> <th colspan="3">SEAT DIMENSIONS</th> <th colspan="2">BACK DIMENSIONS</th> </tr> <tr> <th>W</th> <th>D</th> <th>H</th> <th>W</th> <th>D</th> <th>H</th> <th>W</th> <th>H</th> </tr> </thead> <tbody> <tr> <td>IN 26</td> <td>26.5</td> <td>48</td> <td>20</td> <td>18.5</td> <td>23-33</td> <td>19.5</td> <td>20.5</td> </tr> <tr> <td>MM 660</td> <td>673</td> <td>1219</td> <td>508</td> <td>470</td> <td>584-838</td> <td>495</td> <td>521</td> </tr> </tbody> </table> | | OVERALL DIMENSIONS | | | SEAT DIMENSIONS | | | BACK DIMENSIONS | | W | D | H | W | D | H | W | H | IN 26 | 26.5 | 48 | 20 | 18.5 | 23-33 | 19.5 | 20.5 | MM 660 | 673 | 1219 | 508 | 470 | 584-838 | 495 | 521 |
| | OVERALL DIMENSIONS | | | SEAT DIMENSIONS | | | BACK DIMENSIONS | | | | | | | | | | | | | | | | | | | | | | | | | | | |
| W | D | H | W | D | H | W | H | | | | | | | | | | | | | | | | | | | | | | | | | | | |
| IN 26 | 26.5 | 48 | 20 | 18.5 | 23-33 | 19.5 | 20.5 | | | | | | | | | | | | | | | | | | | | | | | | | | | |
| MM 660 | 673 | 1219 | 508 | 470 | 584-838 | 495 | 521 | | | | | | | | | | | | | | | | | | | | | | | | | | | |
| Ergonomic features: C, D, H, M | | RTA 2 coultier 1 per carton ENGINEERED TESTER ASSEMBLED SINCE TESTE MONTÉ CANADIAN | | | | | | | | | | | | | | | | | | | | | | | | | | | | | | | | |

| DESCRIPTION | MODEL# / FEATURES | List price | | | | | | | | | | | | | | | | | | | | | | | | | | | | | | | | |
|---|---|--|--------------------|-----------------|------|-----------------|-----------------|--|-----------------|--|---|---|---|---|---|---|---|---|-------|----|------|------|----|------|----|----|--------|-----|-----|-----|-----|-----|-----|-----|
|  <p>Armless Guest Chair, Mesh Back and Uph Seat Unit weight: 19 LB 8.6 KG Carton weight: 25 LB 11.34 KG Carton volume: 13 FT³ 0.36 MT³</p> | MVL2831 Luxhide bonded leather or fabric (previously MVL2831F) | 535 | | | | | | | | | | | | | | | | | | | | | | | | | | | | | | | | |
| | <table border="1"> <thead> <tr> <th colspan="3">OVERALL DIMENSIONS</th> <th colspan="3">SEAT DIMENSIONS</th> <th colspan="2">BACK DIMENSIONS</th> </tr> <tr> <th>W</th> <th>D</th> <th>H</th> <th>W</th> <th>D</th> <th>H</th> <th>W</th> <th>H</th> </tr> </thead> <tbody> <tr> <td>IN 20</td> <td>24</td> <td>34.5</td> <td>19.5</td> <td>18</td> <td>17.5</td> <td>19</td> <td>17</td> </tr> <tr> <td>MM 508</td> <td>610</td> <td>876</td> <td>495</td> <td>457</td> <td>445</td> <td>483</td> <td>432</td> </tr> </tbody> </table> | | OVERALL DIMENSIONS | | | SEAT DIMENSIONS | | | BACK DIMENSIONS | | W | D | H | W | D | H | W | H | IN 20 | 24 | 34.5 | 19.5 | 18 | 17.5 | 19 | 17 | MM 508 | 610 | 876 | 495 | 457 | 445 | 483 | 432 |
| | OVERALL DIMENSIONS | | | SEAT DIMENSIONS | | | BACK DIMENSIONS | | | | | | | | | | | | | | | | | | | | | | | | | | | |
| W | D | H | W | D | H | W | H | | | | | | | | | | | | | | | | | | | | | | | | | | | |
| IN 20 | 24 | 34.5 | 19.5 | 18 | 17.5 | 19 | 17 | | | | | | | | | | | | | | | | | | | | | | | | | | | |
| MM 508 | 610 | 876 | 495 | 457 | 445 | 483 | 432 | | | | | | | | | | | | | | | | | | | | | | | | | | | |
| Stacks 5 high. Ergonomic features: M, N | | RTA 00 1 per carton CANADA CANADIAN | | | | | | | | | | | | | | | | | | | | | | | | | | | | | | | | |

| DESCRIPTION | MODEL# / FEATURES | List price | | | | | | | | | | | | | | | | | | | | | | | | | | | | | | | | |
|---|---|--|--------------------|-----------------|------|-----------------|-----------------|--|-----------------|--|---|---|---|---|---|---|---|---|-------|----|------|------|----|------|----|----|--------|-----|-----|-----|-----|-----|-----|-----|
|  <p>Armless Guest Chair w/Casters, Mesh Back and Uph Seat Unit weight: 19 LB 8.6 KG Carton weight: 25 LB 11.34 KG Carton volume: 13 FT³ 0.36 MT³</p> | MVL2831C Luxhide bonded leather or fabric (previously MVL2831CF) | 657 | | | | | | | | | | | | | | | | | | | | | | | | | | | | | | | | |
| | <table border="1"> <thead> <tr> <th colspan="3">OVERALL DIMENSIONS</th> <th colspan="3">SEAT DIMENSIONS</th> <th colspan="2">BACK DIMENSIONS</th> </tr> <tr> <th>W</th> <th>D</th> <th>H</th> <th>W</th> <th>D</th> <th>H</th> <th>W</th> <th>H</th> </tr> </thead> <tbody> <tr> <td>IN 20</td> <td>24</td> <td>34.5</td> <td>19.5</td> <td>18</td> <td>17.5</td> <td>19</td> <td>17</td> </tr> <tr> <td>MM 508</td> <td>610</td> <td>876</td> <td>495</td> <td>457</td> <td>445</td> <td>483</td> <td>432</td> </tr> </tbody> </table> | | OVERALL DIMENSIONS | | | SEAT DIMENSIONS | | | BACK DIMENSIONS | | W | D | H | W | D | H | W | H | IN 20 | 24 | 34.5 | 19.5 | 18 | 17.5 | 19 | 17 | MM 508 | 610 | 876 | 495 | 457 | 445 | 483 | 432 |
| | OVERALL DIMENSIONS | | | SEAT DIMENSIONS | | | BACK DIMENSIONS | | | | | | | | | | | | | | | | | | | | | | | | | | | |
| W | D | H | W | D | H | W | H | | | | | | | | | | | | | | | | | | | | | | | | | | | |
| IN 20 | 24 | 34.5 | 19.5 | 18 | 17.5 | 19 | 17 | | | | | | | | | | | | | | | | | | | | | | | | | | | |
| MM 508 | 610 | 876 | 495 | 457 | 445 | 483 | 432 | | | | | | | | | | | | | | | | | | | | | | | | | | | |
| Ergonomic features: M, N | | RTA 00 1 per carton CANADA CANADIAN | | | | | | | | | | | | | | | | | | | | | | | | | | | | | | | | |

| DESCRIPTION | MODEL# / FEATURES | List price | | | | | | | | | | | | | | | | | | | | | | | | | | | | | | | | |
|---|--|--|--------------------|-----------------|------|-----------------|-----------------|--|-----------------|--|---|---|---|---|---|---|---|---|----------|-------|----|------|------|------|------|------|--------|-----|------|-----|-----|-----|-----|-----|
|  <p>Armless Guest Bar Stool, Mesh Back and Uph Seat Unit weight: 24 LB 10.9 KG Carton weight: 34 LB 15.42 KG Carton volume: 15.75 FT³ 0.44 MT³</p> | MVL2831BSMU Luxhide bonded leather or fabric | 812 | | | | | | | | | | | | | | | | | | | | | | | | | | | | | | | | |
| | <table border="1"> <thead> <tr> <th colspan="3">OVERALL DIMENSIONS</th> <th colspan="3">SEAT DIMENSIONS</th> <th colspan="2">BACK DIMENSIONS</th> </tr> <tr> <th>W</th> <th>D</th> <th>H</th> <th>W</th> <th>D</th> <th>H</th> <th>W</th> <th>H</th> </tr> </thead> <tbody> <tr> <td>IN 20.75</td> <td>25.75</td> <td>45</td> <td>19.5</td> <td>17.5</td> <td>28.5</td> <td>18.5</td> <td>16.5</td> </tr> <tr> <td>MM 527</td> <td>654</td> <td>1143</td> <td>495</td> <td>445</td> <td>724</td> <td>470</td> <td>419</td> </tr> </tbody> </table> | | OVERALL DIMENSIONS | | | SEAT DIMENSIONS | | | BACK DIMENSIONS | | W | D | H | W | D | H | W | H | IN 20.75 | 25.75 | 45 | 19.5 | 17.5 | 28.5 | 18.5 | 16.5 | MM 527 | 654 | 1143 | 495 | 445 | 724 | 470 | 419 |
| | OVERALL DIMENSIONS | | | SEAT DIMENSIONS | | | BACK DIMENSIONS | | | | | | | | | | | | | | | | | | | | | | | | | | | |
| W | D | H | W | D | H | W | H | | | | | | | | | | | | | | | | | | | | | | | | | | | |
| IN 20.75 | 25.75 | 45 | 19.5 | 17.5 | 28.5 | 18.5 | 16.5 | | | | | | | | | | | | | | | | | | | | | | | | | | | |
| MM 527 | 654 | 1143 | 495 | 445 | 724 | 470 | 419 | | | | | | | | | | | | | | | | | | | | | | | | | | | |
| Ergonomic features: M, N | | RTA 00 1 per carton CANADA CANADIAN | | | | | | | | | | | | | | | | | | | | | | | | | | | | | | | | |

| DESCRIPTION | MODEL# / FEATURES | List price | | | | | | | | | | | | | | | | | | | | | | | | | | | | | | | | |
|--|--|--|--------------------|-----------------|------|-----------------|-----------------|--|-----------------|--|---|---|---|---|---|---|---|---|----------|-------|----|------|------|------|------|------|--------|-----|------|-----|-----|-----|-----|-----|
|  <p>Armless Guest Bar Stool, Uph Back and Seat Unit weight: 24 LB 10.9 KG Carton weight: 34 LB 15.42 KG Carton volume: 15.75 FT³ 0.44 MT³</p> | MVL2831BSUU Luxhide bonded leather or fabric | 917 | | | | | | | | | | | | | | | | | | | | | | | | | | | | | | | | |
| | <table border="1"> <thead> <tr> <th colspan="3">OVERALL DIMENSIONS</th> <th colspan="3">SEAT DIMENSIONS</th> <th colspan="2">BACK DIMENSIONS</th> </tr> <tr> <th>W</th> <th>D</th> <th>H</th> <th>W</th> <th>D</th> <th>H</th> <th>W</th> <th>H</th> </tr> </thead> <tbody> <tr> <td>IN 20.75</td> <td>25.75</td> <td>45</td> <td>19.5</td> <td>18.5</td> <td>28.5</td> <td>18.5</td> <td>16.5</td> </tr> <tr> <td>MM 527</td> <td>654</td> <td>1143</td> <td>495</td> <td>470</td> <td>724</td> <td>470</td> <td>419</td> </tr> </tbody> </table> | | OVERALL DIMENSIONS | | | SEAT DIMENSIONS | | | BACK DIMENSIONS | | W | D | H | W | D | H | W | H | IN 20.75 | 25.75 | 45 | 19.5 | 18.5 | 28.5 | 18.5 | 16.5 | MM 527 | 654 | 1143 | 495 | 470 | 724 | 470 | 419 |
| | OVERALL DIMENSIONS | | | SEAT DIMENSIONS | | | BACK DIMENSIONS | | | | | | | | | | | | | | | | | | | | | | | | | | | |
| W | D | H | W | D | H | W | H | | | | | | | | | | | | | | | | | | | | | | | | | | | |
| IN 20.75 | 25.75 | 45 | 19.5 | 18.5 | 28.5 | 18.5 | 16.5 | | | | | | | | | | | | | | | | | | | | | | | | | | | |
| MM 527 | 654 | 1143 | 495 | 470 | 724 | 470 | 419 | | | | | | | | | | | | | | | | | | | | | | | | | | | |
| Ergonomic features: M, N | | RTA 00 1 per carton CANADA CANADIAN | | | | | | | | | | | | | | | | | | | | | | | | | | | | | | | | |

DESCRIPTION MODEL# / FEATURES



List price

MVL2832 636
Luxehide bonded leather
or fabric (previously MVL2832F)

Stacks 5 high.

| | OVERALL DIMENSIONS | | | SEAT DIMENSIONS | | | BACK DIMENSIONS | |
|--|--------------------|---|---|-----------------|---|---|-----------------|---|
| | W | D | H | W | D | H | W | H |

Back exterior upholstered
in Jenny, Ebony (JN02).

| | | | | | | | | |
|----|-----|-----|------|------|-----|------|-----|-----|
| IN | 20 | 24 | 34.5 | 19.5 | 18 | 17.5 | 19 | 17 |
| MM | 508 | 610 | 876 | 495 | 457 | 445 | 483 | 432 |

Ergonomic features:
M, N


RTA 00

1 per carton



Armless Guest Chair, Uph Back and Seat

Unit weight: 20 LB | 9.1 KG
Carton weight: 26 LB | 11.79 KG
Carton volume: 13 FT³ | 0.36 MT³



List price

MVL2832C 749
Luxehide bonded leather
or fabric (previously MVL2832CF)

Back exterior upholstered
in Jenny, Ebony (JN02).

| | OVERALL DIMENSIONS | | | SEAT DIMENSIONS | | | BACK DIMENSIONS | |
|--|--------------------|---|---|-----------------|---|---|-----------------|---|
| | W | D | H | W | D | H | W | H |

| | | | | | | | | |
|----|-----|-----|------|------|-----|------|-----|-----|
| IN | 20 | 24 | 34.5 | 19.5 | 18 | 17.5 | 19 | 17 |
| MM | 508 | 610 | 876 | 495 | 457 | 445 | 483 | 432 |

Ergonomic features:
M, N

RTA 00

1 per carton



Armless Guest Chair w/Casters, Uph Back and Seat

Unit weight: 20 LB | 9.1 KG
Carton weight: 26 LB | 11.79 KG
Carton volume: 13 FT³ | 0.36 MT³

IONIC BENCHES



model MLUB-2

STANDARD FEATURES

- Upholstered bench with signature H-legs and generous seating area in one, two and three seater options.
- Durable and ideal for open spaces and common areas.
- 2" thick fully upholstered cushions banded on all four sides.
- Cushion is secured to H-legs with T-nuts.
- Can be upholstered in all Global grade 1 seating textiles or in Luxhide bonded leather (see page 142).
- Shipped easy to assemble.
- Limited Lifetime Warranty (5-year exceptions apply - see page 146).
- Weight capacity for this series is 300 lbs.

LEG FINISHES





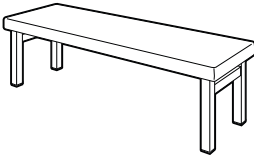

- Legs are painted in a durable Sandtex finish with low profile plastic glides. Available in the following finishes:
TBL Black
TDW Designer White
TTU Tungsten

ALTERNATE TEXTILE OPTIONS

- Graded-in textiles are available. No minimum quantities. Contact Customer Service for pricing.

COMPLEMENTARY COFFEE TABLES

- For Ionic coffee tables, see page 106.

| DESCRIPTION | MODEL# / FEATURES | List price | | | | | | | | |
|---|-------------------|---------------------------|----------------|-----------|---|----------|----------|------------------------|----------|--|
| | MLUB-1 | 649 | | | | | | | | |
|  <p>One Seater Bench Unit weight: 19 LB 8.6 KG Carton weight: 24 LB 10.89 KG Carton volume: 3 FT³ 0.08 MT³</p> | | OVERALL DIMENSIONS | | | SEAT DIMENSIONS | | | BACK DIMENSIONS | | |
| | | W | D | H | W | D | H | W | H | |
| | | IN 26.5 | 20.5 | 18 | - | - | - | - | - | |
| | | MM 673 | 521 | 457 | - | - | - | - | - | |
| | | RTA 1 | courier | 1 cartons |  | | | | | |
| | MLUB-2 | 780 | | | | | | | | |
|  <p>Two Seater Bench Unit weight: 26 LB 11.8 KG Carton weight: 32 LB 14.51 KG Carton volume: 4 FT³ 0.11 MT³</p> | | OVERALL DIMENSIONS | | | SEAT DIMENSIONS | | | BACK DIMENSIONS | | |
| | | W | D | H | W | D | H | W | H | |
| | | IN 42.5 | 20.5 | 18 | - | - | - | - | - | |
| | | MM 1080 | 521 | 457 | - | - | - | - | - | |
| | | RTA 1 | courier | 1 cartons |  | | | | | |
| | MLUB-3 | 996 | | | | | | | | |
|  <p>Three Seater Bench Unit weight: 43 LB 19.5 KG Carton weight: 51 LB 23.13 KG Carton volume: 6 FT³ 0.16 MT³</p> | | OVERALL DIMENSIONS | | | SEAT DIMENSIONS | | | BACK DIMENSIONS | | |
| | | W | D | H | W | D | H | W | H | |
| | | IN 63.5 | 20.5 | 18 | - | - | - | - | - | |
| | | MM 1613 | 521 | 457 | - | - | - | - | - | |
| | | RTA 1 | courier | 1 cartons |  | | | | | |

JAVA



model **OTG10902**

STANDARD FEATURES

- Tilter chair with durable rear shroud.
- Flared fixed loop arms.
- Black frame and Black spider base.
- Dual wheel carpet casters (C65) are standard.
- Only available in Black mesh fabric (MS20) seat with contrasting Grey mesh back.
- Compliant with the emissions guidelines set by the GREENGUARD Environmental Institute.
- Limited Lifetime Warranty (2-year exceptions apply - see page 146).
- Weight capacity for this series is 300 lbs.

CHAIR ADJUSTMENTS

- Center tilt with upright position tilt lock.
- Tilt tension adjustment.
- Pneumatic seat height adjustment.

OPTIONAL FEATURES

- Hard surface flooring casters (**C65R**) can be purchased separately. Add \$96/set.

DESCRIPTION

MODEL# / FEATURES






High Back Tilter

Unit weight: 23 LB | 10.5 KG
 Carton weight: 28 LB | 12.7 KG
 Carton volume: 3.4 FT³ | 0.09 MT³

List price
OTG10902 407

| OVERALL DIMENSIONS | | | SEAT DIMENSIONS | | | BACK DIMENSIONS | | |
|--------------------|-----|-----|-----------------|------|-----|-----------------|-----|-----|
| | W | D | H | W | D | H | W | H |
| IN | 24 | 23 | 39 | 19.5 | 17 | 17-21 | 18 | 20 |
| MM | 610 | 584 | 991 | 495 | 432 | 432-533 | 457 | 508 |

Ergonomic features:
 A, B, C, M, N, S


 1 per carton
 

KAYSEE



model OTG12112B

STANDARD FEATURES


- Mesh high back tilter chair.
- Standard with height adjustable T-arms with self-skinned urethane (SSU) armcaps.
- Black base with dual wheel carpet casters (C1) are standard.
- Only available with Black Luxhide bonded leather seat and Black mesh back.
- Compliant with the emissions guidelines set by the GREENGUARD Environmental Institute.
- Limited Lifetime Warranty (2-year exceptions apply - see page 146).
- Weight capacity for this series is 300 lbs.

CHAIR ADJUSTMENTS

- Center tilt with upright position tilt lock.
- Tilt tension adjustment.
- Height adjustable flexible lumbar support.
- Pneumatic seat height adjustment.

OPTIONAL FEATURES

- Hard surface flooring casters (C9R) can be purchased separately. Add \$96/set.

| DESCRIPTION | MODEL# / FEATURES | List price | | | | | | | | | | | | | | | | | | | | | | | | | | | | | | | | | | | | | | |
|---|---|---|---|-----|-----------|-----------------|-----|--|--------------------|--|--|-----------------|--|--|-----------------|--|---|---|---|---|---|---|---|---|-------|----|----|----|----|-----------|----|----|--------|-----|------|-----|-----|---------|-----|-----|
|  <p>High Back Tilter Unit weight: 34 LB 15.5 KG Carton weight: 40 LB 18.14 KG Carton volume: 4.1 FT³ 0.11 MT³</p> | OTG12112B | 487 | | | | | | | | | | | | | | | | | | | | | | | | | | | | | | | | | | | | | | |
| | <p>Ergonomic features: A, B, C, D, H, S, M, N</p> | <p>RTA 8</p> <p>courier</p> <p>1 per carton</p> | <table border="1"> <thead> <tr> <th colspan="3">OVERALL DIMENSIONS</th> <th colspan="3">SEAT DIMENSIONS</th> <th colspan="2">BACK DIMENSIONS</th> </tr> <tr> <th>W</th> <th>D</th> <th>H</th> <th>W</th> <th>D</th> <th>H</th> <th>W</th> <th>H</th> </tr> </thead> <tbody> <tr> <td>IN 25</td> <td>24</td> <td>41</td> <td>20</td> <td>18</td> <td>16.5-20.5</td> <td>18</td> <td>22</td> </tr> <tr> <td>MM 635</td> <td>610</td> <td>1041</td> <td>508</td> <td>457</td> <td>419-521</td> <td>457</td> <td>559</td> </tr> </tbody> </table> | | | | | | OVERALL DIMENSIONS | | | SEAT DIMENSIONS | | | BACK DIMENSIONS | | W | D | H | W | D | H | W | H | IN 25 | 24 | 41 | 20 | 18 | 16.5-20.5 | 18 | 22 | MM 635 | 610 | 1041 | 508 | 457 | 419-521 | 457 | 559 |
| OVERALL DIMENSIONS | | | SEAT DIMENSIONS | | | BACK DIMENSIONS | | | | | | | | | | | | | | | | | | | | | | | | | | | | | | | | | | |
| W | D | H | W | D | H | W | H | | | | | | | | | | | | | | | | | | | | | | | | | | | | | | | | | |
| IN 25 | 24 | 41 | 20 | 18 | 16.5-20.5 | 18 | 22 | | | | | | | | | | | | | | | | | | | | | | | | | | | | | | | | | |
| MM 635 | 610 | 1041 | 508 | 457 | 419-521 | 457 | 559 | | | | | | | | | | | | | | | | | | | | | | | | | | | | | | | | | |

KAZAN



model OTG11670B

STANDARD FEATURES


- Unique design by Zoey Chu.
- Comfortable multi-segmented cushions with deep padding.
- Double needle decorative stitch details.
- Fully upholstered arms.
- Dual wheel carpet casters (C65) are standard
- Seating surfaces are upholstered in Black Luxhide bonded leather.
- Compliant with the emissions guidelines set by the GREENGUARD Environmental Institute.
- Limited Lifetime Warranty (2-year exceptions apply - see page 146).
- Weight capacity for this series is 300 lbs.

CHAIR ADJUSTMENTS

- Center tilt with upright position tilt lock.
- Tilt tension adjustment.
- Pneumatic seat height adjustment.

OPTIONAL FEATURES

- Hard surface flooring casters (C65R) can be purchased separately. Add \$96/set.

| DESCRIPTION | MODEL# / FEATURES | List price | | | | | | | | | | | | | | | | | | | | | | | | | | | | | | | | | | | | | | |
|---|---|---|---|-----|---------|-----------------|------|--|--------------------|--|--|-----------------|--|--|-----------------|--|---|---|---|---|---|---|---|---|---------|------|----|------|----|-------|------|------|--------|-----|------|-----|-----|---------|-----|-----|
|  <p>High Back Tilter Unit weight: 54 LB 24.5 KG Carton weight: 60 LB 27.22 KG Carton volume: 8 FT³ 0.22 MT³</p> | OTG11670B | 798 | | | | | | | | | | | | | | | | | | | | | | | | | | | | | | | | | | | | | | |
| | <p>Ergonomic features: A, B, C, M, N, S</p> | <p>RTA 8</p> <p>courier</p> <p>1 per carton</p> | <table border="1"> <thead> <tr> <th colspan="3">OVERALL DIMENSIONS</th> <th colspan="3">SEAT DIMENSIONS</th> <th colspan="2">BACK DIMENSIONS</th> </tr> <tr> <th>W</th> <th>D</th> <th>H</th> <th>W</th> <th>D</th> <th>H</th> <th>W</th> <th>H</th> </tr> </thead> <tbody> <tr> <td>IN 25.5</td> <td>29.5</td> <td>46</td> <td>21.5</td> <td>20</td> <td>17-21</td> <td>17.5</td> <td>27.5</td> </tr> <tr> <td>MM 648</td> <td>749</td> <td>1168</td> <td>546</td> <td>508</td> <td>432-533</td> <td>445</td> <td>699</td> </tr> </tbody> </table> | | | | | | OVERALL DIMENSIONS | | | SEAT DIMENSIONS | | | BACK DIMENSIONS | | W | D | H | W | D | H | W | H | IN 25.5 | 29.5 | 46 | 21.5 | 20 | 17-21 | 17.5 | 27.5 | MM 648 | 749 | 1168 | 546 | 508 | 432-533 | 445 | 699 |
| OVERALL DIMENSIONS | | | SEAT DIMENSIONS | | | BACK DIMENSIONS | | | | | | | | | | | | | | | | | | | | | | | | | | | | | | | | | | |
| W | D | H | W | D | H | W | H | | | | | | | | | | | | | | | | | | | | | | | | | | | | | | | | | |
| IN 25.5 | 29.5 | 46 | 21.5 | 20 | 17-21 | 17.5 | 27.5 | | | | | | | | | | | | | | | | | | | | | | | | | | | | | | | | | |
| MM 648 | 749 | 1168 | 546 | 508 | 432-533 | 445 | 699 | | | | | | | | | | | | | | | | | | | | | | | | | | | | | | | | | |




KYLIE



model OTG11355C

STANDARD FEATURES

- Lightweight multi-purpose stacking chairs.
- Durable and easy to clean reinforced polypropylene.
- Stackable up to 4 high on floor.
- Stackable up to 8 high on dolly (OTG6756).
- Available in Cadet (C), Grey (G) and White (W).
- Integrated non-slip glides.
- Shipped assembled (3 in a carton).
- Compliant with the emissions guidelines set by the GREENGUARD Environmental Institute.
- Limited Lifetime Warranty (2-year exceptions apply - see page 146).
- Weight capacity for this series is 300 lbs.

| DESCRIPTION | MODEL# / FEATURES | List price | | | | | | | | | | | | | | | | | | | | | | | | | | | | | | | | | | |
|--|---|------------|--------------------|-----------------|-----|-----------------|-----------------|------|-----------------|--|---|---|---|---|---|---|---|---|----|-------|----|------|-------|----|----|----|------|----|-----|-----|-----|-----|-----|-----|-----|-----|
|  <p>Armless Stacking Chair Unit weight: 9.5 LB 4.3 KG Carton weight: 11.67 LB 5.29 KG Carton volume: 11 FT³ 0.31 MT</p> | <p>OTG11355C OTG11355G OTG11355W</p> | 266 | | | | | | | | | | | | | | | | | | | | | | | | | | | | | | | | | | |
| | <p>Stacks 4 high on floor.</p> <table border="1"> <thead> <tr> <th rowspan="2"></th> <th colspan="3">OVERALL DIMENSIONS</th> <th colspan="3">SEAT DIMENSIONS</th> <th colspan="2">BACK DIMENSIONS</th> </tr> <tr> <th>W</th> <th>D</th> <th>H</th> <th>W</th> <th>D</th> <th>H</th> <th>W</th> <th>H</th> </tr> </thead> <tbody> <tr> <td>IN</td> <td>19</td> <td>20</td> <td>32</td> <td>15.75</td> <td>17</td> <td>18</td> <td>19</td> <td>13.5</td> </tr> <tr> <td>MM</td> <td>483</td> <td>508</td> <td>813</td> <td>400</td> <td>432</td> <td>457</td> <td>483</td> <td>343</td> </tr> </tbody> </table> <p>RTA 00 3 per carton (pricing and specifications are for one chair)</p>  | | OVERALL DIMENSIONS | | | SEAT DIMENSIONS | | | BACK DIMENSIONS | | W | D | H | W | D | H | W | H | IN | 19 | 20 | 32 | 15.75 | 17 | 18 | 19 | 13.5 | MM | 483 | 508 | 813 | 400 | 432 | 457 | 483 | 343 |
| | OVERALL DIMENSIONS | | | SEAT DIMENSIONS | | | BACK DIMENSIONS | | | | | | | | | | | | | | | | | | | | | | | | | | | | | |
| | W | D | H | W | D | H | W | H | | | | | | | | | | | | | | | | | | | | | | | | | | | | |
| IN | 19 | 20 | 32 | 15.75 | 17 | 18 | 19 | 13.5 | | | | | | | | | | | | | | | | | | | | | | | | | | | | |
| MM | 483 | 508 | 813 | 400 | 432 | 457 | 483 | 343 | | | | | | | | | | | | | | | | | | | | | | | | | | | | |
|  <p>Dolly Unit weight: 10 LB 4.5 KG Carton weight: 11 LB 4.99 KG Carton volume: 2.4 FT³ 0.06 MT</p> | <p>OTG6756</p> | 390 | | | | | | | | | | | | | | | | | | | | | | | | | | | | | | | | | | |
| | <p>Stacks 8 high on dolly.</p> <table border="1"> <thead> <tr> <th rowspan="2"></th> <th colspan="3">OVERALL DIMENSIONS</th> <th colspan="3">SEAT DIMENSIONS</th> <th colspan="2">BACK DIMENSIONS</th> </tr> <tr> <th>W</th> <th>D</th> <th>H</th> <th>W</th> <th>D</th> <th>H</th> <th>W</th> <th>H</th> </tr> </thead> <tbody> <tr> <td>IN</td> <td>20.75</td> <td>23</td> <td>9.25</td> <td>-</td> <td>-</td> <td>-</td> <td>-</td> <td>-</td> </tr> <tr> <td>MM</td> <td>527</td> <td>584</td> <td>235</td> <td>-</td> <td>-</td> <td>-</td> <td>-</td> <td>-</td> </tr> </tbody> </table> <p>RTA 00 1 per carton</p> | | OVERALL DIMENSIONS | | | SEAT DIMENSIONS | | | BACK DIMENSIONS | | W | D | H | W | D | H | W | H | IN | 20.75 | 23 | 9.25 | - | - | - | - | - | MM | 527 | 584 | 235 | - | - | - | - | - |
| | OVERALL DIMENSIONS | | | SEAT DIMENSIONS | | | BACK DIMENSIONS | | | | | | | | | | | | | | | | | | | | | | | | | | | | | |
| | W | D | H | W | D | H | W | H | | | | | | | | | | | | | | | | | | | | | | | | | | | | |
| IN | 20.75 | 23 | 9.25 | - | - | - | - | - | | | | | | | | | | | | | | | | | | | | | | | | | | | | |
| MM | 527 | 584 | 235 | - | - | - | - | - | | | | | | | | | | | | | | | | | | | | | | | | | | | | |

LITE-LIFT




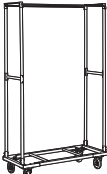
model OTG11674



STANDARD FEATURES

- Multi-purpose folding chair.
- Lightweight, durable, portable and easy to clean.
- Folds flat for compact storage.
- Molded plastic seat and back in Oyster Grey only.
- Strong steel frame in Charcoal color with epoxy coating.
- Stackable up to 25 high on dolly (MVL2776). Chairs must be aligned in the same direction.
- Shipped fully assembled.
- Limited Lifetime Warranty (1-year exceptions apply - see page 146).
- Weight capacity for this series is 200 lbs.

For complementary Lite-Lift folding tables, see page 121.

| DESCRIPTION | MODEL# / FEATURES | List price | | | | | | | | |
|---|-------------------|--|------|-------|-----------------|-----|------|-----------------|-----|--|
|  <p>Armless Folding Chairs - Set of 4 Unit weight: 12 LB 5.5 KG Carton weight: 54 LB 24.49 KG Carton volume: 5.23 FT³ 0.14 MT³</p> | OTG11674 | 524 | | | | | | | | |
| | | OVERALL DIMENSIONS | | | SEAT DIMENSIONS | | | BACK DIMENSIONS | | |
| | | W | D | H | W | D | H | W | H | |
| | IN | 19 | 22 | 33.5 | 16 | 17 | 17.5 | 18.5 | 17 | |
| | MM | 483 | 559 | 851 | 406 | 432 | 445 | 470 | 432 | |
| | | RTA 00 courier 1 carton (pricing is for the set, specifications are for one chair) | | | | | | | | |
|  <p>Dolly Unit weight: 43 LB 19.5 KG Carton weight: 48 LB 21.77 KG Carton volume: 3.08 FT³ 0.08 MT³</p> | MVL2776 | 544 | | | | | | | | |
| | | OVERALL DIMENSIONS | | | SEAT DIMENSIONS | | | BACK DIMENSIONS | | |
| | | W | D | H | W | D | H | W | H | |
| | IN | 18.5 | 43.5 | 74.75 | - | - | - | - | - | |
| | MM | 470 | 1105 | 1899 | - | - | - | - | - | |
| | | RTA 6 courier 1 per carton | | | | | | | | |
| | | Stacks OTG11674 chairs horizontally in the same direction, up to 25 high. | | | | | | | | |

LUMI



model OTG11357

STANDARD FEATURES

- High transparency mesh back synchro-tilter chair.
- Features a contoured back frame and a thick seat cushion.
- Standard with height adjustable T-arms with sliding (depth) and rotating armcaps.
- Mesh back is available in Grey only.
- Dual wheel carpet casters (C1) are standard.
- Seating surfaces can be upholstered in all Global grade 1 seating textiles or in Luxhide bonded leather (see page 142).
- Compliant with the emissions guidelines set by the GREENGUARD Environmental Institute.
- Limited Lifetime Warranty (5-year exceptions apply - see page 146).
- Weight capacity for this series is 300 lbs.

CHAIR ADJUSTMENTS

- Synchro tilt with multi position tilt lock.
- Tilt tension adjustment.
- Pneumatic seat height adjustment.

OPTIONAL FEATURES

- Hard surface flooring casters (C9R) can be purchased separately. Add \$96/set.

DESCRIPTION

MODEL# / FEATURES



Synchro-Tilter, Mesh Back and Uph Seat

Unit weight: 32.5 LB | 14.8 KG
 Carton weight: 37 LB | 16.78 KG
 Carton volume: 4.6 FT³ | 0.13 MT³

Ergonomic features:
 A, B, C, H, L, M, N, R

List price

OTG11357

620

| | OVERALL DIMENSIONS | | | SEAT DIMENSIONS | | | BACK DIMENSIONS | |
|----|--------------------|-----|-------|-----------------|-----|-------------|-----------------|------|
| | W | D | H | W | D | H | W | H |
| IN | 25.75 | 24 | 38.75 | 19 | 18 | 17.75-21.75 | 18.5 | 19.5 |
| MM | 654 | 610 | 984 | 483 | 457 | 451-552 | 470 | 495 |



1 per carton



M-TASK



model MVL2911



model MVL2914

STANDARD FEATURES

- Full function ergonomic seating. Canadian made.
- Slim profile with highly contoured back and waterfall seat front.
- Available with two different mechanism options: synchro-tilter and multi-tilter.
- Standard with height and width adjustable T-arms with durable self-skinned urethane (SSU) armcaps.
- Dual wheel carpet casters (C1) are standard.
- MVL2912 and MVL2914 feature a height and angle adjustable headrest.
- Seating surfaces can be upholstered in Luxhide bonded leather (various colors) or in all Global grade 1 seating textiles (see page 142).
- Compliant with the emissions guidelines set by the GREENGUARD Environmental Institute.
- Limited Lifetime Warranty (5-year exceptions apply - see page 146).
- Weight capacity for this series is 300 lbs.

CHAIR ADJUSTMENTS




- **Synchro-tilter chairs**
 - Synchro tilt with multi-position tilt lock.
 - Tilt tension adjustment.
 - Ratchet back height adjustment.
 - Pneumatic seat height adjustment.
- **Multi-tilter chairs**
 - Center tilt with infinite position tilt lock.
 - Tilt tension adjustment.
 - Independent back and seat angle adjustment.
 - Forward seat angle adjustment.
 - Ratchet back height adjustment.
 - Sliding seat depth adjustment.
 - Pneumatic seat height adjustment.




OPTIONAL FEATURES

- For hard surface flooring casters, please specify **(C9R)**. Add \$21/set.

ALTERNATE TEXTILE OPTIONS

- Graded-in textiles are available. No minimum quantities. Contact Customer Service for pricing.
- Bantam is a durable, bleach cleanable (9:1) vinyl, but due to the stiff nature of the textile, this vinyl is prone to bunching and will not upholster as smoothly as other coverings in this series.

| DESCRIPTION | MODEL# / FEATURES | | | | | | | | | | | | | | | | | | | | | | | | | | | | | | | | |
|---|--|--------------------|------|-----------------|-----------------|-----|-----------------|-----------------|--|---|---|---|---|---|---|---|---|-------|----|------|------|-------|-----------|----|----|--------|-----|------|-----|---------|---------|-----|-----|
|  <p>High Back Synchro-Tilter Unit weight: 44 LB 20 KG Carton weight: 56 LB 25.4 KG Carton volume: 10.5 FT³ 0.29 MT³</p> | <p>List price</p> <p>MVL2911 798 Luxhide bonded leather or fabric (previously MVL2911F)</p> <table border="1"> <thead> <tr> <th colspan="3">OVERALL DIMENSIONS</th> <th colspan="3">SEAT DIMENSIONS</th> <th colspan="2">BACK DIMENSIONS</th> </tr> <tr> <th>W</th> <th>D</th> <th>H</th> <th>W</th> <th>D</th> <th>H</th> <th>W</th> <th>H</th> </tr> </thead> <tbody> <tr> <td>IN 25</td> <td>23</td> <td>40.5</td> <td>20.5</td> <td>17.5</td> <td>16.5-21.5</td> <td>19</td> <td>22</td> </tr> <tr> <td>MM 635</td> <td>584</td> <td>1029</td> <td>521</td> <td>445</td> <td>419-546</td> <td>483</td> <td>559</td> </tr> </tbody> </table> <p>Ergonomic features: A, B, C, D, H, L, M, N, Q</p> <p>RTA 2 courier 1 per carton CANADA GREENGUARD GREENGUARD</p> | OVERALL DIMENSIONS | | | SEAT DIMENSIONS | | | BACK DIMENSIONS | | W | D | H | W | D | H | W | H | IN 25 | 23 | 40.5 | 20.5 | 17.5 | 16.5-21.5 | 19 | 22 | MM 635 | 584 | 1029 | 521 | 445 | 419-546 | 483 | 559 |
| | OVERALL DIMENSIONS | | | SEAT DIMENSIONS | | | BACK DIMENSIONS | | | | | | | | | | | | | | | | | | | | | | | | | | |
| W | D | H | W | D | H | W | H | | | | | | | | | | | | | | | | | | | | | | | | | | |
| IN 25 | 23 | 40.5 | 20.5 | 17.5 | 16.5-21.5 | 19 | 22 | | | | | | | | | | | | | | | | | | | | | | | | | | |
| MM 635 | 584 | 1029 | 521 | 445 | 419-546 | 483 | 559 | | | | | | | | | | | | | | | | | | | | | | | | | | |
|  <p>Executive Back Synchro-Tilter w/Adj. Headrest Unit weight: 49 LB 22.3 KG Carton weight: 62 LB 28.12 KG Carton volume: 11 FT³ 0.31 MT³</p> | <p>List price</p> <p>MVL2912 911 Luxhide bonded leather or fabric (previously MVL2912F)</p> <table border="1"> <thead> <tr> <th colspan="3">OVERALL DIMENSIONS</th> <th colspan="3">SEAT DIMENSIONS</th> <th colspan="2">BACK DIMENSIONS</th> </tr> <tr> <th>W</th> <th>D</th> <th>H</th> <th>W</th> <th>D</th> <th>H</th> <th>W</th> <th>H</th> </tr> </thead> <tbody> <tr> <td>IN 25</td> <td>23</td> <td>48</td> <td>20.5</td> <td>17.5</td> <td>16.5-21.5</td> <td>19</td> <td>29</td> </tr> <tr> <td>MM 635</td> <td>584</td> <td>1219</td> <td>521</td> <td>445</td> <td>419-546</td> <td>483</td> <td>737</td> </tr> </tbody> </table> <p>Ergonomic features: A, B, C, D, H, L, M, N, Q</p> <p>RTA 2 courier 1 per carton CANADA GREENGUARD GREENGUARD</p> | OVERALL DIMENSIONS | | | SEAT DIMENSIONS | | | BACK DIMENSIONS | | W | D | H | W | D | H | W | H | IN 25 | 23 | 48 | 20.5 | 17.5 | 16.5-21.5 | 19 | 29 | MM 635 | 584 | 1219 | 521 | 445 | 419-546 | 483 | 737 |
| | OVERALL DIMENSIONS | | | SEAT DIMENSIONS | | | BACK DIMENSIONS | | | | | | | | | | | | | | | | | | | | | | | | | | |
| W | D | H | W | D | H | W | H | | | | | | | | | | | | | | | | | | | | | | | | | | |
| IN 25 | 23 | 48 | 20.5 | 17.5 | 16.5-21.5 | 19 | 29 | | | | | | | | | | | | | | | | | | | | | | | | | | |
| MM 635 | 584 | 1219 | 521 | 445 | 419-546 | 483 | 737 | | | | | | | | | | | | | | | | | | | | | | | | | | |
|  <p>High Back Multi-Tilter Unit weight: 50 LB 22.7 KG Carton weight: 62 LB 28.12 KG Carton volume: 10.5 FT³ 0.29 MT³</p> | <p>List price</p> <p>MVL2913 828 Luxhide bonded leather or fabric (previously MVL2913F)</p> <table border="1"> <thead> <tr> <th colspan="3">OVERALL DIMENSIONS</th> <th colspan="3">SEAT DIMENSIONS</th> <th colspan="2">BACK DIMENSIONS</th> </tr> <tr> <th>W</th> <th>D</th> <th>H</th> <th>W</th> <th>D</th> <th>H</th> <th>W</th> <th>H</th> </tr> </thead> <tbody> <tr> <td>IN 25</td> <td>24</td> <td>41</td> <td>20.5</td> <td>18-21</td> <td>17-22</td> <td>19</td> <td>22</td> </tr> <tr> <td>MM 635</td> <td>610</td> <td>1041</td> <td>521</td> <td>457-533</td> <td>432-559</td> <td>483</td> <td>559</td> </tr> </tbody> </table> <p>Ergonomic features: A, B, C, D, E, F, G, H, M, N, Q, S</p> <p>RTA 2 courier 1 per carton CANADA GREENGUARD GREENGUARD</p> | OVERALL DIMENSIONS | | | SEAT DIMENSIONS | | | BACK DIMENSIONS | | W | D | H | W | D | H | W | H | IN 25 | 24 | 41 | 20.5 | 18-21 | 17-22 | 19 | 22 | MM 635 | 610 | 1041 | 521 | 457-533 | 432-559 | 483 | 559 |
| | OVERALL DIMENSIONS | | | SEAT DIMENSIONS | | | BACK DIMENSIONS | | | | | | | | | | | | | | | | | | | | | | | | | | |
| W | D | H | W | D | H | W | H | | | | | | | | | | | | | | | | | | | | | | | | | | |
| IN 25 | 24 | 41 | 20.5 | 18-21 | 17-22 | 19 | 22 | | | | | | | | | | | | | | | | | | | | | | | | | | |
| MM 635 | 610 | 1041 | 521 | 457-533 | 432-559 | 483 | 559 | | | | | | | | | | | | | | | | | | | | | | | | | | |

| DESCRIPTION | MODEL# / FEATURES | | | | | | | | | | | | | | | | | | | | | | | | | | | | | | | | | | | |
|--|--|---|------|--------------------|---------|---------|-----------------|-----|--|-----------------|--|---|---|---|---|---|---|---|---|----|----|----|----|------|-------|-------|----|----|----|-----|-----|------|-----|---------|---------|-----|
|  <p>Executive Back Multi-Tilter w/Adj. Headrest Unit weight: 51 LB 23.2 KG Carton weight: 63 LB 28.58 KG Carton volume: 11 FT³ 0.31 MT³</p> | List price | | | | | | | | | | | | | | | | | | | | | | | | | | | | | | | | | | | |
| | MVL2914 | 945 | | | | | | | | | | | | | | | | | | | | | | | | | | | | | | | | | | |
| | Luxehide bonded leather or fabric (previously MVL2914F) | | | | | | | | | | | | | | | | | | | | | | | | | | | | | | | | | | | |
| | <table border="1"> <thead> <tr> <th rowspan="2"></th> <th colspan="3">OVERALL DIMENSIONS</th> <th colspan="3">SEAT DIMENSIONS</th> <th colspan="2">BACK DIMENSIONS</th> </tr> <tr> <th>W</th> <th>D</th> <th>H</th> <th>W</th> <th>D</th> <th>H</th> <th>W</th> <th>H</th> </tr> </thead> <tbody> <tr> <td>IN</td> <td>25</td> <td>24</td> <td>48</td> <td>20.5</td> <td>18-21</td> <td>17-22</td> <td>19</td> <td>29</td> </tr> <tr> <td>MM</td> <td>635</td> <td>610</td> <td>1219</td> <td>521</td> <td>457-533</td> <td>432-559</td> <td>483</td> <td>737</td> </tr> </tbody> </table> | | | OVERALL DIMENSIONS | | | SEAT DIMENSIONS | | | BACK DIMENSIONS | | W | D | H | W | D | H | W | H | IN | 25 | 24 | 48 | 20.5 | 18-21 | 17-22 | 19 | 29 | MM | 635 | 610 | 1219 | 521 | 457-533 | 432-559 | 483 |
| | OVERALL DIMENSIONS | | | SEAT DIMENSIONS | | | BACK DIMENSIONS | | | | | | | | | | | | | | | | | | | | | | | | | | | | | |
| | W | D | H | W | D | H | W | H | | | | | | | | | | | | | | | | | | | | | | | | | | | | |
| IN | 25 | 24 | 48 | 20.5 | 18-21 | 17-22 | 19 | 29 | | | | | | | | | | | | | | | | | | | | | | | | | | | | |
| MM | 635 | 610 | 1219 | 521 | 457-533 | 432-559 | 483 | 737 | | | | | | | | | | | | | | | | | | | | | | | | | | | | |
| Ergonomic features: A, B, C, D, E, F, G, H, M, N, Q, S | | RTA 2 courier 1 per carton   | | | | | | | | | | | | | | | | | | | | | | | | | | | | | | | | | | |







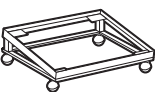


MINTO



model MVL2747

STANDARD FEATURES

- Multi-purpose stacking chairs. Canadian made.
- Fully upholstered seat and back.
- Four-legged round steel tube frame.
- Armchair has polypropylene armcaps.
- Stackable up to 5 high on floor or on optional dolly (MVL2749).
- Can be upholstered in all Global grade 1 seating textiles with the exception of Luxhide (see page 142).
- Compliant with the emissions guidelines set by the GREENGUARD Environmental Institute.
- Shipped fully assembled.
- Limited Lifetime Warranty (5-year exceptions apply - see page 146).
- Weight capacity for this series is 300 lbs.
- Bantam is a durable, bleach cleanable (9:1) vinyl, but due to the stiff nature of the textile, this vinyl is prone to bunching and will not upholster as smoothly as other coverings in this series.

| DESCRIPTION | MODEL# / FEATURES | | | | | | | | | | | | | | | | | | | | | | | | | | | | | | | | | | | |
|---|---|---|-------|--------------------|------|-----|-----------------|------|--|-----------------|--|---|---|---|---|---|---|---|---|----|-------|-------|-------|----|------|----|------|------|----|-----|-----|-----|-----|-----|-----|-----|
|  <p>Low Back Stacking Armchair Unit weight: 15 LB 6.8 KG Carton weight: 18 LB 8.16 KG Carton volume: 12.75 FT³ 0.36 MT³</p> | List price | | | | | | | | | | | | | | | | | | | | | | | | | | | | | | | | | | | |
| | MVL2747 | 256 | | | | | | | | | | | | | | | | | | | | | | | | | | | | | | | | | | |
| | Stacks 5 high. | | | | | | | | | | | | | | | | | | | | | | | | | | | | | | | | | | | |
| | <table border="1"> <thead> <tr> <th rowspan="2"></th> <th colspan="3">OVERALL DIMENSIONS</th> <th colspan="3">SEAT DIMENSIONS</th> <th colspan="2">BACK DIMENSIONS</th> </tr> <tr> <th>W</th> <th>D</th> <th>H</th> <th>W</th> <th>D</th> <th>H</th> <th>W</th> <th>H</th> </tr> </thead> <tbody> <tr> <td>IN</td> <td>23</td> <td>22.5</td> <td>32</td> <td>18</td> <td>17.5</td> <td>18</td> <td>17.5</td> <td>13.5</td> </tr> <tr> <td>MM</td> <td>584</td> <td>572</td> <td>813</td> <td>457</td> <td>445</td> <td>457</td> <td>445</td> <td>343</td> </tr> </tbody> </table> | | | OVERALL DIMENSIONS | | | SEAT DIMENSIONS | | | BACK DIMENSIONS | | W | D | H | W | D | H | W | H | IN | 23 | 22.5 | 32 | 18 | 17.5 | 18 | 17.5 | 13.5 | MM | 584 | 572 | 813 | 457 | 445 | 457 | 445 |
| | OVERALL DIMENSIONS | | | SEAT DIMENSIONS | | | BACK DIMENSIONS | | | | | | | | | | | | | | | | | | | | | | | | | | | | | |
| | W | D | H | W | D | H | W | H | | | | | | | | | | | | | | | | | | | | | | | | | | | | |
| IN | 23 | 22.5 | 32 | 18 | 17.5 | 18 | 17.5 | 13.5 | | | | | | | | | | | | | | | | | | | | | | | | | | | | |
| MM | 584 | 572 | 813 | 457 | 445 | 457 | 445 | 343 | | | | | | | | | | | | | | | | | | | | | | | | | | | | |
| Ergonomic features: M, N | | RTA 00 courier 2 per carton (pricing and specifications are for one chair)   | | | | | | | | | | | | | | | | | | | | | | | | | | | | | | | | | | |
|  <p>Armless Low Back Stacking Chair Unit weight: 14 LB 6.4 KG Carton weight: 17 LB 7.71 KG Carton volume: 11.25 FT³ 0.31 MT³</p> | List price | | | | | | | | | | | | | | | | | | | | | | | | | | | | | | | | | | | |
| | MVL2748 | 199 | | | | | | | | | | | | | | | | | | | | | | | | | | | | | | | | | | |
| | Stacks 5 high. | | | | | | | | | | | | | | | | | | | | | | | | | | | | | | | | | | | |
| | <table border="1"> <thead> <tr> <th rowspan="2"></th> <th colspan="3">OVERALL DIMENSIONS</th> <th colspan="3">SEAT DIMENSIONS</th> <th colspan="2">BACK DIMENSIONS</th> </tr> <tr> <th>W</th> <th>D</th> <th>H</th> <th>W</th> <th>D</th> <th>H</th> <th>W</th> <th>H</th> </tr> </thead> <tbody> <tr> <td>IN</td> <td>19.5</td> <td>22.5</td> <td>32</td> <td>18</td> <td>17.5</td> <td>18</td> <td>17.5</td> <td>13.5</td> </tr> <tr> <td>MM</td> <td>495</td> <td>572</td> <td>813</td> <td>457</td> <td>445</td> <td>457</td> <td>445</td> <td>343</td> </tr> </tbody> </table> | | | OVERALL DIMENSIONS | | | SEAT DIMENSIONS | | | BACK DIMENSIONS | | W | D | H | W | D | H | W | H | IN | 19.5 | 22.5 | 32 | 18 | 17.5 | 18 | 17.5 | 13.5 | MM | 495 | 572 | 813 | 457 | 445 | 457 | 445 |
| | OVERALL DIMENSIONS | | | SEAT DIMENSIONS | | | BACK DIMENSIONS | | | | | | | | | | | | | | | | | | | | | | | | | | | | | |
| | W | D | H | W | D | H | W | H | | | | | | | | | | | | | | | | | | | | | | | | | | | | |
| IN | 19.5 | 22.5 | 32 | 18 | 17.5 | 18 | 17.5 | 13.5 | | | | | | | | | | | | | | | | | | | | | | | | | | | | |
| MM | 495 | 572 | 813 | 457 | 445 | 457 | 445 | 343 | | | | | | | | | | | | | | | | | | | | | | | | | | | | |
| Ergonomic features: M, N | | RTA 00 courier 2 per carton (pricing and specifications are for one chair)   | | | | | | | | | | | | | | | | | | | | | | | | | | | | | | | | | | |
|  <p>Dolly Unit weight: 13 LB 5.9 KG Carton weight: 16 LB 7.26 KG Carton volume: 3.8 FT³ 0.1 MT³</p> | List price | | | | | | | | | | | | | | | | | | | | | | | | | | | | | | | | | | | |
| | MVL2749 | 279 | | | | | | | | | | | | | | | | | | | | | | | | | | | | | | | | | | |
| | Black steel frame on 2" casters. | | | | | | | | | | | | | | | | | | | | | | | | | | | | | | | | | | | |
| | <table border="1"> <thead> <tr> <th rowspan="2"></th> <th colspan="3">OVERALL DIMENSIONS</th> <th colspan="3">SEAT DIMENSIONS</th> <th colspan="2">BACK DIMENSIONS</th> </tr> <tr> <th>W</th> <th>D</th> <th>H</th> <th>W</th> <th>D</th> <th>H</th> <th>W</th> <th>H</th> </tr> </thead> <tbody> <tr> <td>IN</td> <td>23.25</td> <td>24.75</td> <td>12.25</td> <td>-</td> <td>-</td> <td>-</td> <td>-</td> <td>-</td> </tr> <tr> <td>MM</td> <td>591</td> <td>629</td> <td>311</td> <td>-</td> <td>-</td> <td>-</td> <td>-</td> <td>-</td> </tr> </tbody> </table> | | | OVERALL DIMENSIONS | | | SEAT DIMENSIONS | | | BACK DIMENSIONS | | W | D | H | W | D | H | W | H | IN | 23.25 | 24.75 | 12.25 | - | - | - | - | - | MM | 591 | 629 | 311 | - | - | - | - |
| | OVERALL DIMENSIONS | | | SEAT DIMENSIONS | | | BACK DIMENSIONS | | | | | | | | | | | | | | | | | | | | | | | | | | | | | |
| | W | D | H | W | D | H | W | H | | | | | | | | | | | | | | | | | | | | | | | | | | | | |
| IN | 23.25 | 24.75 | 12.25 | - | - | - | - | - | | | | | | | | | | | | | | | | | | | | | | | | | | | | |
| MM | 591 | 629 | 311 | - | - | - | - | - | | | | | | | | | | | | | | | | | | | | | | | | | | | | |
| Accommodates MVL2747 and MVL2748 chairs, up to 5 high. | | RTA 1 courier 1 per carton   | | | | | | | | | | | | | | | | | | | | | | | | | | | | | | | | | | |

MVL FILE BUDDY



model MVL1105

STANDARD FEATURES





- Swivel stool ideal for filing and any mobile desk.
- Five-legged injection molded base available in Black only
- Dual wheel carpet casters (C65) are standard.
- 13.5" diameter seat upholstered in Black vinyl (70).
- Compliant with the emissions guidelines set by the GREENGUARD Environmental Institute.
- Limited Lifetime Warranty (5-year exceptions apply - see page 146).
- Weight capacity for this series is 300 lbs.

CHAIR ADJUSTMENTS

- Pneumatic seat height adjustment.

OPTIONAL FEATURES

- For hard surface flooring casters, please specify (C65R). Add \$21/set.

| DESCRIPTION | | MODEL# / FEATURES | | | | | | | | | | | | | | | | | | | | | | | | | | | | | | | | | | | | | | | | | | | | | | | | | | | | | | | | | | | | | | | | | | | | | | | |
|---|-------------------------|---|-------------------------|---|-----|-----------------|-----------------|---|--|-----------------|--|--|---|---|---|---|---|---|---|---|----|------|------|------|------|---|-----------|---|---|----|-----|-----|-----|-----|---|---------|---|---|---|--|--------------------|--|--|-----------------|--|--|-----------------|--|--|---|---|---|---|---|---|---|---|----|------|------|------|------|---|-----------|---|---|----|-----|-----|-----|-----|---|---------|
| | | List price | | | | | | | | | | | | | | | | | | | | | | | | | | | | | | | | | | | | | | | | | | | | | | | | | | | | | | | | | | | | | | | | | | | | | | | |
| | | MVL1105 | 284 | | | | | | | | | | | | | | | | | | | | | | | | | | | | | | | | | | | | | | | | | | | | | | | | | | | | | | | | | | | | | | | | | | | | | | |
|  <p>Swivel Stool - 5" Pneumatic, 20" Base Unit weight: 11 LB 5 KG Carton weight: 14 LB 6.35 KG Carton volume: 2.5 FT³ 0.07 MT³</p> | Ergonomic feature: C | RTA 1 | courier 1 per carton |  | | | | | | | | | | | | | | | | | | | | | | | | | | | | | | | | | | | | | | | | | | | | | | | | | | | | | | | | | | | | | | | | | | | | | |
| | | List price | | MVL1110 | 351 | | | | | | | | | | | | | | | | | | | | | | | | | | | | | | | | | | | | | | | | | | | | | | | | | | | | | | | | | | | | | | | | | | | | |
|  <p>Swivel Stool - 10" Pneumatic, 22" Base Unit weight: 14 LB 6.4 KG Carton weight: 17 LB 7.71 KG Carton volume: 2.9 FT³ 0.08 MT³</p> | Ergonomic feature: C | RTA 1 | courier 1 per carton |  | | | | | | | | | | | | | | | | | | | | | | | | | | | | | | | | | | | | | | | | | | | | | | | | | | | | | | | | | | | | | | | | | | | | | |
| | | <table border="1"> <thead> <tr> <th colspan="3">OVERALL DIMENSIONS</th> <th colspan="3">SEAT DIMENSIONS</th> <th colspan="2">BACK DIMENSIONS</th> </tr> <tr> <th></th> <th>W</th> <th>D</th> <th>H</th> <th>W</th> <th>D</th> <th>H</th> <th>W</th> <th>H</th> </tr> </thead> <tbody> <tr> <td>IN</td> <td>13.5</td> <td>13.5</td> <td>18.5</td> <td>13.5</td> <td>-</td> <td>16.5-21.5</td> <td>-</td> <td>-</td> </tr> <tr> <td>MM</td> <td>343</td> <td>343</td> <td>470</td> <td>343</td> <td>-</td> <td>419-546</td> <td>-</td> <td>-</td> </tr> </tbody> </table> | | OVERALL DIMENSIONS | | | SEAT DIMENSIONS | | | BACK DIMENSIONS | | | W | D | H | W | D | H | W | H | IN | 13.5 | 13.5 | 18.5 | 13.5 | - | 16.5-21.5 | - | - | MM | 343 | 343 | 470 | 343 | - | 419-546 | - | - | <table border="1"> <thead> <tr> <th colspan="3">OVERALL DIMENSIONS</th> <th colspan="3">SEAT DIMENSIONS</th> <th colspan="2">BACK DIMENSIONS</th> </tr> <tr> <th></th> <th>W</th> <th>D</th> <th>H</th> <th>W</th> <th>D</th> <th>H</th> <th>W</th> <th>H</th> </tr> </thead> <tbody> <tr> <td>IN</td> <td>13.5</td> <td>13.5</td> <td>27.5</td> <td>13.5</td> <td>-</td> <td>22.5-32.5</td> <td>-</td> <td>-</td> </tr> <tr> <td>MM</td> <td>343</td> <td>343</td> <td>699</td> <td>343</td> <td>-</td> <td>572-826</td> <td>-</td> <td>-</td> </tr> </tbody> </table> | | OVERALL DIMENSIONS | | | SEAT DIMENSIONS | | | BACK DIMENSIONS | | | W | D | H | W | D | H | W | H | IN | 13.5 | 13.5 | 27.5 | 13.5 | - | 22.5-32.5 | - | - | MM | 343 | 343 | 699 | 343 | - | 572-826 |
| OVERALL DIMENSIONS | | | SEAT DIMENSIONS | | | BACK DIMENSIONS | | | | | | | | | | | | | | | | | | | | | | | | | | | | | | | | | | | | | | | | | | | | | | | | | | | | | | | | | | | | | | | | | | | |
| | W | D | H | W | D | H | W | H | | | | | | | | | | | | | | | | | | | | | | | | | | | | | | | | | | | | | | | | | | | | | | | | | | | | | | | | | | | | | | | | | |
| IN | 13.5 | 13.5 | 18.5 | 13.5 | - | 16.5-21.5 | - | - | | | | | | | | | | | | | | | | | | | | | | | | | | | | | | | | | | | | | | | | | | | | | | | | | | | | | | | | | | | | | | | | | |
| MM | 343 | 343 | 470 | 343 | - | 419-546 | - | - | | | | | | | | | | | | | | | | | | | | | | | | | | | | | | | | | | | | | | | | | | | | | | | | | | | | | | | | | | | | | | | | | |
| OVERALL DIMENSIONS | | | SEAT DIMENSIONS | | | BACK DIMENSIONS | | | | | | | | | | | | | | | | | | | | | | | | | | | | | | | | | | | | | | | | | | | | | | | | | | | | | | | | | | | | | | | | | | | |
| | W | D | H | W | D | H | W | H | | | | | | | | | | | | | | | | | | | | | | | | | | | | | | | | | | | | | | | | | | | | | | | | | | | | | | | | | | | | | | | | | |
| IN | 13.5 | 13.5 | 27.5 | 13.5 | - | 22.5-32.5 | - | - | | | | | | | | | | | | | | | | | | | | | | | | | | | | | | | | | | | | | | | | | | | | | | | | | | | | | | | | | | | | | | | | | |
| MM | 343 | 343 | 699 | 343 | - | 572-826 | - | - | | | | | | | | | | | | | | | | | | | | | | | | | | | | | | | | | | | | | | | | | | | | | | | | | | | | | | | | | | | | | | | | | |

OVERTIME



model MVL2756

STANDARD FEATURES

- Canadian made, full function ergonomic chair designed to promote good posture and provide comfort for long-term sitting.
- High comfort seat made from variable density seat foams and a memory foam top.
- Standard with height and width adjustable T-arms with durable self-skinned urethane (SSU) armcaps.
- Dual wheel carpet casters (C65) are standard.
- Seating surfaces can be upholstered in Luxhide bonded leather, in various colors or in all Global grade 1 seating textiles (see page 142).
- Compliant with the emissions guidelines set by the GREENGUARD Environmental Institute.
- Limited Lifetime Warranty (5-year exceptions apply - see page 146).
- Weight capacity for this series is 300 lbs.

CHAIR ADJUSTMENTS

- Multi-tilter mechanism with infinite position tilt lock.
- Infinite position back and seat angle adjustments, including forward tilt.
- Ratchet back height adjustment.
- Pneumatic seat height adjustment.

OPTIONAL FEATURES

- For hard surface flooring casters, please specify (C65R). Add \$21/set.
- For optional sliding seat depth adjustment, please specify (MD). Add \$32.

ALTERNATE TEXTILE OPTIONS

- Graded-in textiles are available. No minimum quantities. Contact Customer Service for pricing.

DESCRIPTION

MODEL# / FEATURES



High Back Multi-Tilter

Unit weight: 58 LB | 26.4 KG
 Carton weight: 63 LB | 28.58 KG
 Carton volume: 10.5 FT³ | 0.29 MT³

List price

MVL2756 727
 Luxhide bonded leather or fabric (previously MVL2756F)

| OVERALL DIMENSIONS | | | SEAT DIMENSIONS | | | BACK DIMENSIONS | |
|--------------------|------|------|-----------------|-----|---------|-----------------|---------|
| W | D | H | W | D | H | W | H |
| IN 26 | 24.5 | 40 | 19.5 | 18 | 17-21 | 19 | 19-21.5 |
| MM 660 | 622 | 1016 | 495 | 457 | 432-533 | 483 | 483-546 |

Ergonomic features:
 A, B, C, D, F, G, H, M, N, Q, S

RTA 2 courier 1 per carton CANADA GREENGUARD CERTIFIED

OVERTIME 350



model MVL13040

STANDARD FEATURES

- Canadian made, specifically intended for users of above average height and/or weight. Not intended for average size users.
- High comfort seat made from variable density seat foams and a memory foam top.
- Standard with height and width adjustable T-arms with sliding, rotating and lockable armcaps.
- Width adjustable arm extensions are standard.
- Dual wheel carpet casters (C65) are standard.
- Seating surfaces can be upholstered in Luxhide bonded leather, in various colors or in all Global grade 1 seating textiles (see page 142).
- Compliant with the emissions guidelines set by the GREENGUARD Environmental Institute.
- Limited Lifetime Warranty (5-year exceptions apply - see page 146).
- Weight capacity for this series is 350 lbs.

CHAIR ADJUSTMENTS

- Multi-tilter mechanism with infinite position tilt lock.
- Infinite position back and seat angle adjustments, including forward tilt.
- Ratchet back height adjustment.
- Pneumatic seat height adjustment.
- Seat depth adjustment.

OPTIONAL FEATURES

- For hard surface flooring casters, please specify (C65R). Add \$21/set.

ALTERNATE TEXTILE OPTIONS

- Graded-in textiles are available. No minimum quantities. Contact Customer Service for pricing.

DESCRIPTION

MODEL# / FEATURES



High Back Heavy Duty Multi-Tilter

Unit weight: 62 LB | 28.2 KG
 Carton weight: 68 LB | 30.84 KG
 Carton volume: 15.5 FT³ | 0.43 MT³

List price

MVL13040 1023
 Luxhide bonded leather or fabric (previously MVL13040F)

| OVERALL DIMENSIONS | | | SEAT DIMENSIONS | | | BACK DIMENSIONS | |
|--------------------|-----|------|-----------------|---------|---------|-----------------|---------|
| W | D | H | W | D | H | W | H |
| IN 26 | 26 | 42 | 21 | 18-21 | 19-23 | 20.5 | 19.5-23 |
| MM 660 | 660 | 1067 | 533 | 457-533 | 483-584 | 521 | 495-584 |

Ergonomic features:
 A, B, C, D, E, F, G, H, M, N, Q, R, S

RTA 2 1 per carton CANADA GREENGUARD CERTIFIED

OVERTIME 350M



model MVL13090

STANDARD FEATURES

- Canadian made, specifically intended for users of above average height and/or weight. Not intended for average size users.
- High comfort seat made from Ultracell high density, highly resilient foam.
- Breathable mesh back.
- Standard with height and width adjustable T-arms with sliding, rotating and lockable armcaps.
- Dual wheel carpet casters (C65) are standard.
- Seating surfaces can be upholstered in Luxhide bonded leather, in various colors or in all Global grade 1 seating textiles (see page 142).
- Mesh back available in Charcoal only.
- Compliant with the emissions guidelines set by the GREENGUARD Environmental Institute.
- Limited Lifetime Warranty (5-year exceptions apply - see page 146).
- Weight capacity for this series is 350 lbs.

CHAIR ADJUSTMENTS

- Multi-tilter mechanism with infinite position tilt lock.
- Infinite position back and seat angle adjustments, including forward tilt.
- Adjustable lumbar support.
- Pneumatic seat height adjustment.
- Seat depth adjustment.

OPTIONAL FEATURES

- For hard surface flooring casters, please specify (C65R). Add \$21/set.

ALTERNATE TEXTILE OPTIONS

- Graded-in textiles are available (seat only). No minimum quantities. Contact Customer Service for pricing.

DESCRIPTION

MODEL# / FEATURES



Mesh High Back Heavy Duty Multi-Tilter

Unit weight: 54 LB | 24.5 KG
 Carton weight: 66 LB | 29.94 KG
 Carton volume: 11.75 FT³ | 0.33 MT³

| | | List price | | | | | | | | |
|---------------------------------------|------|------------|-----------------|--------------|---------|-----------------|------|------------|--|--|
| MVL13090 | | 956 | | | | | | | | |
| Luxhide bonded leather or fabric | | | | | | | | | | |
| OVERALL DIMENSIONS | | | SEAT DIMENSIONS | | | BACK DIMENSIONS | | | | |
| W | D | H | W | D | H | W | H | | | |
| IN 26.5 | 23.5 | 43.5 | 21 | 17-20 | 18-22 | 20 | 23.5 | | | |
| MM 673 | 597 | 1105 | 533 | 432-508 | 457-559 | 508 | 597 | | | |
| Ergonomic features: | | RTA 2 | | 1 per carton | | CANADA | | GREENGUARD | | |
| A, B, C, D, E, F, G, H, M, N, Q, R, S | | | | | | | | | | |

OVERTIME 350S



model MVL13048

STANDARD FEATURES

- Canadian made, specifically intended for users of above average height and/or weight. Not intended for average size users.
- High comfort seat made from Ultracell high density, highly resilient foam.
- Back features side cut-outs to allow space for holsters or utility belt items.
- Standard with height and width adjustable T-arms with sliding, rotating and lockable armcaps.
- Dual wheel carpet casters (C10) are standard.
- Seating surfaces can be upholstered in Luxhide bonded leather, in various colors or in all Global grade 1 seating textiles (see page 142).
- Compliant with the emissions guidelines set by the GREENGUARD Environmental Institute.
- Limited Lifetime Warranty (5-year exceptions apply - see page 146).
- Weight capacity for this series is 350 lbs.

CHAIR ADJUSTMENTS

- Infinite position back and seat angle adjustments, including forward tilt.
- Ratchet back height adjustment.
- Pneumatic seat height adjustment.
- Seat depth adjustment.

OPTIONAL FEATURES

- For hard surface flooring casters, please specify (C10R). Add \$20/set.

ALTERNATE TEXTILE OPTIONS

- Graded-in textiles are available. No minimum quantities. Contact Customer Service for pricing.

DESCRIPTION MODEL# / FEATURES



Heavy Duty Security Multi-Tilter

Unit weight: 56 LB | 25.5 KG
 Carton weight: 63 LB | 28.58 KG
 Carton volume: 13 FT³ | 0.36 MT³

MVL13048
 Luxhide bonded leather or fabric

List price

956

Ergonomic features:
 A, C, D, E, G, H, M, N, Q, R

RTA 2

1 per carton



OVERALL DIMENSIONS

| | W | D | H |
|----|------|-----|------|
| IN | 27.5 | 25 | 41 |
| MM | 699 | 635 | 1041 |

SEAT DIMENSIONS

| | W | D | H |
|----|-----------|-----------|---|
| | 18.5-21.5 | 18.5-22.5 | |
| MM | 470-546 | 470-572 | |

BACK DIMENSIONS

| | W | H |
|----|-----|---------|
| | 21 | 19.5-22 |
| MM | 533 | 495-559 |



Armless Heavy Duty Security Multi-Tilter

Unit weight: 48 LB | 21.8 KG
 Carton weight: 55 LB | 24.95 KG
 Carton volume: 13 FT³ | 0.36 MT³

MVL13049
 Luxhide bonded leather or fabric

List price

840

Ergonomic features:
 A, C, D, E, G, M, N

RTA 2

1 per carton



OVERALL DIMENSIONS

| | W | D | H |
|----|-----|-----|------|
| IN | 22 | 25 | 41 |
| MM | 559 | 635 | 1041 |

SEAT DIMENSIONS

| | W | D | H |
|----|-----------|-----------|---|
| | 18.5-21.5 | 18.5-22.5 | |
| MM | 470-546 | 470-572 | |

BACK DIMENSIONS

| | W | H |
|----|-----|---------|
| | 21 | 19.5-22 |
| MM | 533 | 495-559 |

PACER



model OTG11686

STANDARD FEATURES



- Mesh back synchro-tilter chair.
- Unique back shroud and base design detailed with Tungsten accents.
- Standard with height adjustable T-arms with polyurethane armcaps.
- Dual wheel carpet casters (C65) are standard.
- Mesh back is available in Black only.
- Seating surfaces can be upholstered in all Global grade 1 seating textiles with the exception of Luxhide (see page 142).
- Compliant with the emissions guidelines set by the GREENGUARD Environmental Institute.
- Limited Lifetime Warranty (5-year exceptions apply - see page 146).
- Weight capacity for this series is 300 lbs.

CHAIR ADJUSTMENTS

- Synchro tilt with infinite position tilt lock.
- Tilt tension adjustment.
- Pneumatic seat height adjustment.

OPTIONAL FEATURES

- Hard surface flooring casters (**C65R**) can be purchased separately. Add \$96/set.
- Bantam is a durable, bleach cleanable (9:1) vinyl, but due to the stiff nature of the textile, this vinyl is prone to bunching and will not upholster as smoothly as other coverings in this series.

| DESCRIPTION | | MODEL# / FEATURES | | | | | | | | | | | | | | | | | | | | | | | | | | | | | | | | | | | |
|--|--|--|----------------|---------------------|---|---|-----|-----------------|--|--|-----------------|--|---|---|---|---|---|---|---|---|----|------|------|------|----|----|-------|----|----|----|-----|-----|-----|-----|-----|---------|-----|
|  <p>Medium Back Synchro-Tilter, Mesh Back and Uph Seat Unit weight: 40 LB 18.2 KG Carton weight: 44 LB 19.96 KG Carton volume: 4 FT³ 0.11 MT³</p> | <p>Ergonomic features: A, B, C, H, L, M, N</p> | List price | 679 | | | | | | | | | | | | | | | | | | | | | | | | | | | | | | | | | | |
| | | <table border="1"> <thead> <tr> <th rowspan="2"></th> <th colspan="3">OVERALL DIMENSIONS</th> <th colspan="3">SEAT DIMENSIONS</th> <th colspan="2">BACK DIMENSIONS</th> </tr> <tr> <th>W</th> <th>D</th> <th>H</th> <th>W</th> <th>D</th> <th>H</th> <th>W</th> <th>H</th> </tr> </thead> <tbody> <tr> <td>IN</td> <td>25.5</td> <td>24.5</td> <td>36.5</td> <td>20</td> <td>19</td> <td>16-20</td> <td>19</td> <td>18</td> </tr> <tr> <td>MM</td> <td>648</td> <td>622</td> <td>927</td> <td>508</td> <td>483</td> <td>406-508</td> <td>483</td> <td>457</td> </tr> </tbody> </table> | | | OVERALL DIMENSIONS | | | SEAT DIMENSIONS | | | BACK DIMENSIONS | | W | D | H | W | D | H | W | H | IN | 25.5 | 24.5 | 36.5 | 20 | 19 | 16-20 | 19 | 18 | MM | 648 | 622 | 927 | 508 | 483 | 406-508 | 483 |
| | OVERALL DIMENSIONS | | | | SEAT DIMENSIONS | | | BACK DIMENSIONS | | | | | | | | | | | | | | | | | | | | | | | | | | | | | |
| | W | D | H | W | D | H | W | H | | | | | | | | | | | | | | | | | | | | | | | | | | | | | |
| IN | 25.5 | 24.5 | 36.5 | 20 | 19 | 16-20 | 19 | 18 | | | | | | | | | | | | | | | | | | | | | | | | | | | | | |
| MM | 648 | 622 | 927 | 508 | 483 | 406-508 | 483 | 457 | | | | | | | | | | | | | | | | | | | | | | | | | | | | | |
| | | <p>RTA 8</p> | <p>courier</p> | <p>1 per carton</p> | <p>ENGINEERED TESTED ASSEMBLED CANADA TESTE MONTÉ</p> |  | | | | | | | | | | | | | | | | | | | | | | | | | | | | | | | |

PACIFIC



model MVL11870

STANDARD FEATURES



- High back management chair. Canadian made.
- Plush cushions and upholstered padded armcaps.
- Dual wheel carpet casters (C65) are standard.
- Seating surfaces are upholstered in Luxhide bonded leather, in various colors (see page 142).
- Compliant with the emissions guidelines set by the GREENGUARD Environmental Institute.
- Limited Lifetime Warranty (5-year exceptions apply - see page 146).
- Weight capacity for this series is 300 lbs.

CHAIR ADJUSTMENTS

- Center tilt with upright position tilt lock.
- Tilt tension adjustment.
- Pneumatic seat height adjustment.

OPTIONAL FEATURES

- For hard surface flooring casters, please specify (**C65R**). Add \$21/set.

| DESCRIPTION | | MODEL# / FEATURES | | | | | | | | | | | | | | | | | | | | | | | | | | | | | | | | | | | |
|--|---|---|---------------------|--|---|-----------|------|-----------------|--|--|-----------------|--|---|---|---|---|---|---|---|---|----|------|------|------|------|------|-----------|------|------|----|-----|-----|------|-----|-----|---------|-----|
|  <p>High Back Tilter Unit weight: 41 LB 18.6 KG Carton weight: 47 LB 21.32 KG Carton volume: 9.5 FT³ 0.26 MT³</p> | <p>Ergonomic features: A, B, C, M, N, S</p> | List price | 612 | | | | | | | | | | | | | | | | | | | | | | | | | | | | | | | | | | |
| | | <table border="1"> <thead> <tr> <th rowspan="2"></th> <th colspan="3">OVERALL DIMENSIONS</th> <th colspan="3">SEAT DIMENSIONS</th> <th colspan="2">BACK DIMENSIONS</th> </tr> <tr> <th>W</th> <th>D</th> <th>H</th> <th>W</th> <th>D</th> <th>H</th> <th>W</th> <th>H</th> </tr> </thead> <tbody> <tr> <td>IN</td> <td>25.5</td> <td>28.5</td> <td>44.5</td> <td>21.5</td> <td>18.5</td> <td>16.5-21.5</td> <td>21.5</td> <td>25.5</td> </tr> <tr> <td>MM</td> <td>648</td> <td>724</td> <td>1130</td> <td>546</td> <td>470</td> <td>419-546</td> <td>546</td> <td>648</td> </tr> </tbody> </table> | | | OVERALL DIMENSIONS | | | SEAT DIMENSIONS | | | BACK DIMENSIONS | | W | D | H | W | D | H | W | H | IN | 25.5 | 28.5 | 44.5 | 21.5 | 18.5 | 16.5-21.5 | 21.5 | 25.5 | MM | 648 | 724 | 1130 | 546 | 470 | 419-546 | 546 |
| | OVERALL DIMENSIONS | | | | SEAT DIMENSIONS | | | BACK DIMENSIONS | | | | | | | | | | | | | | | | | | | | | | | | | | | | | |
| | W | D | H | W | D | H | W | H | | | | | | | | | | | | | | | | | | | | | | | | | | | | | |
| IN | 25.5 | 28.5 | 44.5 | 21.5 | 18.5 | 16.5-21.5 | 21.5 | 25.5 | | | | | | | | | | | | | | | | | | | | | | | | | | | | | |
| MM | 648 | 724 | 1130 | 546 | 470 | 419-546 | 546 | 648 | | | | | | | | | | | | | | | | | | | | | | | | | | | | | |
| | | <p>RTA 8</p> | <p>1 per carton</p> | <p>CANADA ENGINEERED TESTED ASSEMBLED CANADA TESTE MONTÉ</p> |  | | | | | | | | | | | | | | | | | | | | | | | | | | | | | | | | |

PART-TIME



model MVL2836



model MVL2847

STANDARD FEATURES













- Canadian made, value priced, general office seating.
- Available with two different mechanism options: task or posture task.
- Contoured cushions and waterfall seat edge.
- Standard with height adjustable T-arms with self-skinned urethane (SSU) armcaps (except armless models).
- Dual wheel carpet casters (C65) are standard.
- Can be upholstered in all Global grade 1 seating textiles with the exception of Luxhide (see page 142).
- Compliant with the emissions guidelines set by the GREENGUARD Environmental Institute.
- Limited Lifetime Warranty (5-year exceptions apply - see page 146).
- Weight capacity for this series is 300 lbs.

CHAIR ADJUSTMENTS

- **Task chairs**
 - Infinite position back angle adjustment.
 - Seat depth adjustment.
 - Pneumatic seat height adjustment.
- **Posture task chairs**
 - Infinite position back angle adjustment.
 - Manual back height adjustment.
 - Pneumatic seat height adjustment.

OPTIONAL FEATURES

- For hard surface flooring casters, please specify (C65R). Add \$21/set.
- Bantam is a durable, bleach cleanable (9:1) vinyl, but due to the stiff nature of the textile, this vinyl is prone to bunching and will not upholster as smoothly as other coverings in this series.

| DESCRIPTION | MODEL# / FEATURES | | | | | | | | | | | | | | | | | | | | | | | | | | | | | | | | |
|---|---|--------------------|------|-----------------|-----------------|-----|-----------------|-----------------|--|---|---|---|---|---|---|---|---|---------|------|------|------|-------|-----------|----|-------|--------|-----|-----|-----|---------|---------|-----|---------|
|  <p>Armless Task Unit weight: 27 LB 12.3 KG Carton weight: 33 LB 14.97 KG Carton volume: 6.5 FT³ 0.18 MT³</p> | <p>List price</p> <p>MVL2836 315 Fabric (previously MVL2836F)</p> | | | | | | | | | | | | | | | | | | | | | | | | | | | | | | | | |
| | <table border="1"> <thead> <tr> <th colspan="3">OVERALL DIMENSIONS</th> <th colspan="3">SEAT DIMENSIONS</th> <th colspan="2">BACK DIMENSIONS</th> </tr> <tr> <th>W</th> <th>D</th> <th>H</th> <th>W</th> <th>D</th> <th>H</th> <th>W</th> <th>H</th> </tr> </thead> <tbody> <tr> <td>IN 20.5</td> <td>24.5</td> <td>36.5</td> <td>20.5</td> <td>17-18</td> <td>16.5-21.5</td> <td>19</td> <td>20</td> </tr> <tr> <td>MM 521</td> <td>622</td> <td>927</td> <td>521</td> <td>432-457</td> <td>419-546</td> <td>483</td> <td>508</td> </tr> </tbody> </table> | OVERALL DIMENSIONS | | | SEAT DIMENSIONS | | | BACK DIMENSIONS | | W | D | H | W | D | H | W | H | IN 20.5 | 24.5 | 36.5 | 20.5 | 17-18 | 16.5-21.5 | 19 | 20 | MM 521 | 622 | 927 | 521 | 432-457 | 419-546 | 483 | 508 |
| | OVERALL DIMENSIONS | | | SEAT DIMENSIONS | | | BACK DIMENSIONS | | | | | | | | | | | | | | | | | | | | | | | | | | |
| | W | D | H | W | D | H | W | H | | | | | | | | | | | | | | | | | | | | | | | | | |
| IN 20.5 | 24.5 | 36.5 | 20.5 | 17-18 | 16.5-21.5 | 19 | 20 | | | | | | | | | | | | | | | | | | | | | | | | | | |
| MM 521 | 622 | 927 | 521 | 432-457 | 419-546 | 483 | 508 | | | | | | | | | | | | | | | | | | | | | | | | | | |
| <p>Ergonomic features: C, E, M, N</p> <p>RTA 2  1 per carton  </p> | | | | | | | | | | | | | | | | | | | | | | | | | | | | | | | | | |
| | <p>List price</p> <p>369</p> | | | | | | | | | | | | | | | | | | | | | | | | | | | | | | | | |
|  <p>Task w/Arms Unit weight: 33 LB 15 KG Carton weight: 39 LB 17.69 KG Carton volume: 7 FT³ 0.19 MT³</p> | <p>List price</p> <p>MVL2846 398 Fabric (previously MVL2846F)</p> | | | | | | | | | | | | | | | | | | | | | | | | | | | | | | | | |
| | <table border="1"> <thead> <tr> <th colspan="3">OVERALL DIMENSIONS</th> <th colspan="3">SEAT DIMENSIONS</th> <th colspan="2">BACK DIMENSIONS</th> </tr> <tr> <th>W</th> <th>D</th> <th>H</th> <th>W</th> <th>D</th> <th>H</th> <th>W</th> <th>H</th> </tr> </thead> <tbody> <tr> <td>IN 26.5</td> <td>24.5</td> <td>36.5</td> <td>20.5</td> <td>17-18</td> <td>16.5-21.5</td> <td>19</td> <td>20</td> </tr> <tr> <td>MM 673</td> <td>622</td> <td>927</td> <td>521</td> <td>432-457</td> <td>419-546</td> <td>483</td> <td>508</td> </tr> </tbody> </table> | OVERALL DIMENSIONS | | | SEAT DIMENSIONS | | | BACK DIMENSIONS | | W | D | H | W | D | H | W | H | IN 26.5 | 24.5 | 36.5 | 20.5 | 17-18 | 16.5-21.5 | 19 | 20 | MM 673 | 622 | 927 | 521 | 432-457 | 419-546 | 483 | 508 |
| | OVERALL DIMENSIONS | | | SEAT DIMENSIONS | | | BACK DIMENSIONS | | | | | | | | | | | | | | | | | | | | | | | | | | |
| | W | D | H | W | D | H | W | H | | | | | | | | | | | | | | | | | | | | | | | | | |
| IN 26.5 | 24.5 | 36.5 | 20.5 | 17-18 | 16.5-21.5 | 19 | 20 | | | | | | | | | | | | | | | | | | | | | | | | | | |
| MM 673 | 622 | 927 | 521 | 432-457 | 419-546 | 483 | 508 | | | | | | | | | | | | | | | | | | | | | | | | | | |
| <p>Ergonomic features: C, E, H, M, N</p> <p>RTA 2  1 per carton  </p> | | | | | | | | | | | | | | | | | | | | | | | | | | | | | | | | | |
| | <p>List price</p> <p>MVL2847 453 Fabric (previously MVL2847F)</p> | | | | | | | | | | | | | | | | | | | | | | | | | | | | | | | | |
|  <p>Posture Task w/Arms Unit weight: 37 LB 16.8 KG Carton weight: 43 LB 19.5 KG Carton volume: 8.5 FT³ 0.24 MT³</p> | <p>List price</p> <p>MVL2847 453 Fabric (previously MVL2847F)</p> | | | | | | | | | | | | | | | | | | | | | | | | | | | | | | | | |
| | <table border="1"> <thead> <tr> <th colspan="3">OVERALL DIMENSIONS</th> <th colspan="3">SEAT DIMENSIONS</th> <th colspan="2">BACK DIMENSIONS</th> </tr> <tr> <th>W</th> <th>D</th> <th>H</th> <th>W</th> <th>D</th> <th>H</th> <th>W</th> <th>H</th> </tr> </thead> <tbody> <tr> <td>IN 26.5</td> <td>24</td> <td>37.5</td> <td>20.5</td> <td>17.5</td> <td>16.5-21.5</td> <td>19</td> <td>16-20</td> </tr> <tr> <td>MM 673</td> <td>610</td> <td>953</td> <td>521</td> <td>445</td> <td>419-546</td> <td>483</td> <td>406-508</td> </tr> </tbody> </table> | OVERALL DIMENSIONS | | | SEAT DIMENSIONS | | | BACK DIMENSIONS | | W | D | H | W | D | H | W | H | IN 26.5 | 24 | 37.5 | 20.5 | 17.5 | 16.5-21.5 | 19 | 16-20 | MM 673 | 610 | 953 | 521 | 445 | 419-546 | 483 | 406-508 |
| | OVERALL DIMENSIONS | | | SEAT DIMENSIONS | | | BACK DIMENSIONS | | | | | | | | | | | | | | | | | | | | | | | | | | |
| | W | D | H | W | D | H | W | H | | | | | | | | | | | | | | | | | | | | | | | | | |
| IN 26.5 | 24 | 37.5 | 20.5 | 17.5 | 16.5-21.5 | 19 | 16-20 | | | | | | | | | | | | | | | | | | | | | | | | | | |
| MM 673 | 610 | 953 | 521 | 445 | 419-546 | 483 | 406-508 | | | | | | | | | | | | | | | | | | | | | | | | | | |
| <p>Ergonomic features: C, D, G, H, M, N</p> <p>RTA 2  1 per carton  </p> | | | | | | | | | | | | | | | | | | | | | | | | | | | | | | | | | |
| | | | | | | | | | | | | | | | | | | | | | | | | | | | | | | | | | |

PETRA



model OTG11320B

STANDARD FEATURES

- Breathable mesh back.
- Standard with height adjustable T-arms with self-skinned urethane (SSU) armcaps.
- Scuff resistant base.
- Dual wheel carpet casters (C65) are standard.
- Only available in Black mesh fabric (MS20) seat with a Black mesh back.
- Compliant with the emissions guidelines set by the GREENGUARD Environmental Institute.
- Limited Lifetime Warranty (2-year exceptions apply - see page 146).
- Weight capacity for this series is 300 lbs.

CHAIR ADJUSTMENTS

- Center tilt with upright position tilt lock.
- Tilt tension adjustment.
- Pneumatic seat height adjustment.

OPTIONAL FEATURES

- Hard surface flooring casters (**C65R**) can be purchased separately. Add \$96/set.

DESCRIPTION

MODEL# / FEATURES



Mesh Back Tilter

Unit weight: 29 LB | 13.2 KG
 Carton weight: 36.45 LB | 16.53 KG
 Carton volume: 4.7 FT³ | 0.13 MT³

Ergonomic features:
 A, B, C, H, M, N, S

List price

OTG11320B

525

| OVERALL DIMENSIONS | | | SEAT DIMENSIONS | | | BACK DIMENSIONS | |
|--------------------|-----|-----|-----------------|------|---------|-----------------|------|
| | W | D | W | D | H | W | H |
| IN | 24 | 23 | 20 | 17.5 | 18-22 | 18.5 | 18.5 |
| MM | 610 | 584 | 508 | 445 | 457-559 | 470 | 470 |

RTA 8



1 per carton



PLAN



model OTG13072

STANDARD FEATURES

- Upholstered seat and Black cellular mesh back.
- Height adjustable lumbar support.
- Available with three arm options - armless, fixed arms, and height adjustable arms with soft self-skinned urethane (SSU) armcaps.
- Dual wheel carpet casters (C1) are standard.
- Seats can be upholstered in Luxhide bonded leather (various colors) or in all Global grade 1 seating textiles (see page 142).
- Limited Lifetime Warranty (5-year exceptions apply - see page 146).
- Weight capacity for this series is 300 lbs.

CHAIR ADJUSTMENTS

- Synchro tilter mechanism with upright position tilt lock.
- Tilt tension adjustment.
- Pneumatic seat height adjustment.

OPTIONAL FEATURES

- Hard surface flooring casters (**C65R**) can be purchased separately. Add \$96/set.
- Arm sets can be purchased separately.

ALTERNATE TEXTILE OPTIONS

- Graded-in textiles are available (seat only). No minimum quantities. Contact Customer Service for pricing.

DESCRIPTION MODEL# / FEATURES



Armless Synchro-Tilter, Mesh High Back and Uph Seat

Unit weight: 25 LB | 11.4 KG
 Carton weight: 32 LB | 14.51 KG
 Carton volume: 6.5 FT³ | 0.18 MT³

List price
OTG13070 515

Ergonomic features:
 A, B, C, D, L, M, N

| OVERALL DIMENSIONS | | | SEAT DIMENSIONS | | | BACK DIMENSIONS | |
|--------------------|-----|-----|-----------------|-----|-----------|-----------------|-----|
| W | D | H | W | D | H | W | H |
| IN 19 | 22 | 38 | 19 | 17 | 16.5-20.5 | 17.5 | 20 |
| MM 483 | 559 | 965 | 483 | 432 | 419-521 | 445 | 508 |

RTA 8 courier 1 per carton



Synchro-Tilter, Mesh High Back and Uph Seat w/Fixed Arms

Unit weight: 31 LB | 14.1 KG
 Carton weight: 41 LB | 18.6 KG
 Carton volume: 6.5 FT³ | 0.18 MT³

List price
OTG13071 582

Ergonomic features:
 A, B, C, D, L, M, N

| OVERALL DIMENSIONS | | | SEAT DIMENSIONS | | | BACK DIMENSIONS | |
|--------------------|-----|-----|-----------------|-----|-----------|-----------------|-----|
| W | D | H | W | D | H | W | H |
| IN 25 | 22 | 38 | 19 | 17 | 16.5-20.5 | 17.5 | 20 |
| MM 635 | 559 | 965 | 483 | 432 | 419-521 | 445 | 508 |

RTA 2 courier 1 per carton



Synchro-Tilter, Mesh High Back and Uph Seat w/Arms

Unit weight: 31 LB | 14.1 KG
 Carton weight: 41 LB | 18.6 KG
 Carton volume: 6.5 FT³ | 0.18 MT³

List price
OTG13072 651

Ergonomic features:
 A, B, C, D, H, L, M, N

| OVERALL DIMENSIONS | | | SEAT DIMENSIONS | | | BACK DIMENSIONS | |
|--------------------|-----|-----|-----------------|-----|-----------|-----------------|-----|
| W | D | H | W | D | H | W | H |
| IN 25 | 22 | 38 | 19 | 17 | 16.5-20.5 | 17.5 | 20 |
| MM 635 | 559 | 965 | 483 | 432 | 419-521 | 445 | 508 |

RTA 2 courier 1 per carton



Fixed T-Arms - 1 pair

Unit weight: 4 LB | 1.8 KG
 Carton weight: 7.5 LB | 3.4 KG
 Carton volume: 0.6 FT³ | 0.01 MT³

List price
OTG13073 69

| OVERALL DIMENSIONS | | |
|--------------------|-----|-----|
| W | D | H |
| IN 3 | 10 | 11 |
| MM 76 | 254 | 279 |

RTA 00 courier 1 pair per carton (pricing is for the pair, specifications are for one arm)



Height Adjustable T-Arms - 1 pair

Unit weight: 5 LB | 2.3 KG
 Carton weight: 8 LB | 3.63 KG
 Carton volume: 0.6 FT³ | 0.01 MT³

List price
OTG13074 135

| OVERALL DIMENSIONS | | |
|--------------------|-----|------|
| W | D | H |
| IN 3.5 | 9.5 | 11.5 |
| MM 89 | 241 | 292 |

RTA 00 courier 1 pair per carton (pricing is for the pair, specifications are for one arm)

SAFARI



model OTG13026

STANDARD FEATURES

- Mesh back tilter chair.
- Compact design suitable for average to petite size individuals.
- Contoured Black mesh back with lumbar strap provides excellent support.
- Fixed loop arms.
- Black base with dual wheel carpet casters (C1) is standard.
- Seat can be upholstered in all Global grade 1 seating textiles or in Luxhide bonded leather (see page 142).
- Compliant with the emissions guidelines set by the GREENGUARD Environmental Institute.
- Limited Lifetime Warranty (5-year exceptions apply - see page 146).
- Weight capacity for this series is 300 lbs.

CHAIR ADJUSTMENTS


- Center tilt with upright position tilt lock.
- Tilt tension adjustment.
- Pneumatic seat height adjustment.

OPTIONAL FEATURES

- Hard surface flooring casters (C9R) can be purchased separately. Add \$96/set.

ALTERNATE TEXTILE OPTIONS

- Graded-in textiles are available (seat only). No minimum quantities. Contact Customer Service for pricing.

| DESCRIPTION | MODEL# / FEATURES | List price | | | | | | | | | | |
|--|---|---|--|--|---|--|--|--|--|--|-------|-------------------------|
|  <p>Medium Mesh Back Tilter Unit weight: 27 LB 12.3 KG Carton weight: 32 LB 14.51 KG Carton volume: 4.5 FT³ 0.12 MT³</p> | OTG13026 | 456 | | | | | | | | | | |
| | Ergonomic features: A, B, C, M, N, S | OVERALL DIMENSIONS W D H IN 23 23.5 40 MM 584 597 991 | | | SEAT DIMENSIONS W D H IN 19 17 18.25-22.25 MM 483 432 464-565 | | | BACK DIMENSIONS W H IN 19 19 MM 483 483 | | | RTA 8 | courier 1 per carton |

SIX 13



model OTG11613B

STANDARD FEATURES


- A value priced multi-tilter chair with many ergonomic features.
- Standard with height adjustable T-arms with self-skinned urethane (SSU) armcaps.
- Dual wheel carpet casters (C65) are standard.
- Upholstered in Black, Quilt (QL10) only.
- Compliant with the emissions guidelines set by the GREENGUARD Environmental Institute.
- Limited Lifetime Warranty (2-year exceptions apply - see page 146).
- Weight capacity for this series is 300 lbs.

CHAIR ADJUSTMENTS

- Multi-Center tilt with infinite position tilt lock.
- Infinite position back and seat angle adjustments.
- Concealed ratchet back height adjustment.
- Pneumatic seat height adjustment.

OPTIONAL FEATURES

- Hard surface flooring casters (C65R) can be purchased separately. Add \$96/set.

| DESCRIPTION | MODEL# / FEATURES | List price | | | | | | | | | | |
|---|--|---|--|--|---|--|--|---|--|--|-------|-------------------------|
|  <p>Medium Back Multi-Tilter Unit weight: 37 LB 16.8 KG Carton weight: 41 LB 18.6 KG Carton volume: 5.77 FT³ 0.16 MT³</p> | OTG11613B | 622 | | | | | | | | | | |
| | Ergonomic features: A, B, C, D, G, H, M, N, S | OVERALL DIMENSIONS W D H IN 25.5 24 39 MM 648 610 991 | | | SEAT DIMENSIONS W D H IN 21 18.5 17.5-22.5 MM 533 470 445-572 | | | BACK DIMENSIONS W H IN 20.5 17.5-19 MM 521 445-483 | | | RTA 8 | courier 1 per carton |

SIX 31



model OTG11631B

STANDARD FEATURES





- A great general purpose office chair.
- Contoured seat and back with thick cushions.
- Standard with height adjustable T-arms with self-skinned urethane (SSU) armcaps.
- Dual wheel carpet casters (C65) are standard.
- OTG11531B and OTG11631B are upholstered in Black, Quilt (QL10)
- Compliant with the emissions guidelines set by the GREENGUARD Environmental Institute.
- Limited Lifetime Warranty (2-year exceptions apply - see page 146).
- Weight capacity for this series is 300 lbs.

CHAIR ADJUSTMENTS

- **Multi-tilter chair**
 - Center tilt with infinite position tilt lock.
 - Tilt tension adjustment.
 - Independent back and seat angle adjustments.
 - Internal ratchet back height adjustment.
 - Seat depth adjustment.
 - Pneumatic seat height adjustment.
- **Operator chairs**
 - Center tilt with infinite position tilt lock.
 - Tilt tension adjustment.
 - Independent back and seat angle adjustments
 - Back height adjustment.
 - Pneumatic seat height adjustment.

OPTIONAL FEATURES

- Hard surface flooring casters (**C65R**) can be purchased separately. Add \$96/set.

| DESCRIPTION | MODEL# / FEATURES | List price | | | | | | | | |
|--|--|---|--|---|--|--|--|---|--|--|
|  <p>Medium Back Multi-Tilter Unit weight: 55 LB 25 KG Carton weight: 65 LB 29.48 KG Carton volume: 8 FT³ 0.22 MT³</p> | <p>OTG11531B Black</p> <p>Ergonomic features: A, B, C, D, E, F, G, H, M, N, S</p> | <p>OVERALL DIMENSIONS</p> <p>W D H</p> | | | <p>SEAT DIMENSIONS</p> <p>W D H</p> | | | <p>BACK DIMENSIONS</p> <p>W H</p> | | |
| | | <p>IN 25.5 24 42.5 MM 648 610 1080</p> | <p>IN 20 17 19-23 MM 508 432 483-584</p> | <p>IN 19.5 20.5-23.5 MM 495 521-597</p> | <p>RTA 8 courier 1 per carton</p> | | |  | | |
|  <p>Medium Back Operator Unit weight: 42 LB 19.1 KG Carton weight: 46 LB 20.87 KG Carton volume: 6.5 FT³ 0.18 MT³</p> | <p>OTG11631B Black</p> <p>Ergonomic features: A, B, C, D, G, H, M, N, S</p> | <p>OVERALL DIMENSIONS</p> <p>W D H</p> | | | <p>SEAT DIMENSIONS</p> <p>W D H</p> | | | <p>BACK DIMENSIONS</p> <p>W H</p> | | |
| | | <p>IN 25.5 25 44 MM 648 635 1118</p> | <p>IN 20.5 19 18.5-22.5 MM 521 483 470-572</p> | <p>IN 20 23-24.5 MM 508 584-622</p> | <p>RTA 8 courier 1 per carton</p> | | |  | | |

SODA



model MVL13017

STANDARD FEATURES

- A contemporary, yet retro light lounge series featuring fully upholstered cushions.
- Back design on lounge chair offers flexible movement.
- Generous proportions allow for a variety of seating positions.
- Chair and ottoman are standard with a Chrome frame with clear polycarbonate glides and are suitable for carpet, rubber or concrete flooring.
- Can be upholstered in all Global grade 1 seating textiles or in Luxhide bonded leather (see page 142).
- Compliant with the emissions guidelines set by the GREENGUARD Environmental Institute.
- Limited Lifetime Warranty (5-year exceptions apply - see page 146).
- Weight capacity for this series is 300 lbs.

ALTERNATE TEXTILE OPTIONS

- Graded-in textiles are available. No minimum quantities. Contact Customer Service for pricing.
- Bantam is a durable, bleach cleanable (9:1) vinyl, but due to the stiff nature of the textile, this vinyl is prone to bunching and will not upholster as smoothly as other coverings in this series.

DESCRIPTION MODEL# / FEATURES



Lounge Chair

Unit weight: 30 LB | 13.6 KG
 Carton weight: 37 LB | 16.78 KG
 Carton volume: 15.75 FT³ | 0.44 MT³

| List price | | | | | | | |
|---|-----|---------------|-----------------|-----|-----|-----------------|------|
| MVL13017 | 646 | | | | | | |
| Luxhide bonded leather or fabric (previously MVL13017F) | | | | | | | |
| OVERALL DIMENSIONS | | | SEAT DIMENSIONS | | | BACK DIMENSIONS | |
| W | D | H | W | D | H | W | H |
| IN 27 | 24 | 32 | 27 | 18 | 17 | 22 | 15.5 |
| MM 686 | 610 | 813 | 686 | 457 | 432 | 559 | 394 |
| Ergonomic features: M, N | | RTA 00 | 1 per carton | | | | |



Bench Ottoman

Unit weight: 19 LB | 8.6 KG
 Carton weight: 25 LB | 11.34 KG
 Carton volume: 10.25 FT³ | 0.29 MT³

| List price | | |
|--------------------------|-----|---------------|
| MVL13018 | 494 | |
| OVERALL DIMENSIONS | | |
| W | D | H |
| IN 27 | 21 | 18.75 |
| MM 686 | 533 | 476 |
| Ergonomic features: M, N | | RTA 00 |
| | | 1 per carton |
| | | |
| | | |

SODA TABLES



model MVL13016

STANDARD FEATURES

- 1" thick thermally fused laminate top surface with 2mm matching edgeband.
- Tables are standard with a Chrome frame with clear polycarbonate glides and are suitable for carpet, rubber or concrete flooring.
- Top surface available in 16 standard finishes (see page 143).
- Meets applicable ANSI/BIFMA standards.

TABLES MODEL # DIMENSIONS IN MM WEIGHT LB KG VOLUME FT³ MT³ LIST PRICE

| | | W x D x H | | | | |
|--|-----------------|----------------|-------|------|--------------|--|
| | MVL13016 | 30 x - x 15.25 | 40 | 13 | \$445 | |
| | 30" round | 762 x - x 387 | 18.14 | 0.36 | | |
| | MVL13023 | 30 x - x 15.25 | 45 | 13 | \$445 | |
| | 30" square | 762 x - x 387 | 20.41 | 0.36 | | |

30" Tables

Shipped assembled in 1 carton.



SPARROW



model OTG10920

STANDARD FEATURES

- Multi-purpose guest/occasional chair.
- Durable welded four-legged steel frame.
- Black mesh back with Black, Quilt (QL10) seat.
- Seat shroud design protects cushion seat pad when stacked.
- Nylon loop arms.
- Black nylon frame features a unique back grid.
- Shipped assembled - 4 per carton.
- Compliant with the emissions guidelines set by the GREENGUARD Environmental Institute.
- Limited Lifetime Warranty (2-year exceptions apply - see page 146).
- Weight capacity for this series is 300 lbs.

| DESCRIPTION | MODEL# / FEATURES | List price | | | | | | | |
|--|--|--------------------|---|-----|-----------------|-----|---|-----------------|---|
|  <p>Guest Chair, Mesh Back and Uph Seat Unit weight: 18.5 LB 8.4 KG Carton weight: 20 LB 9.07 KG Carton volume: 17.5 FT³ 0.49 MT³</p> | OTG10920 Ergonomic features: M, N | 285 | | | | | | | |
| | | OVERALL DIMENSIONS | | | SEAT DIMENSIONS | | | BACK DIMENSIONS | |
| | | W | D | H | W | D | H | W | H |
| IN 24 | 21.5 | 33.5 | 18 | 17 | 18.5 | 17 | 15 | | |
| MM 610 | 546 | 851 | 457 | 432 | 470 | 432 | 381 | | |
| | | RTA 00 | 4 per carton (pricing and specifications are for one chair) | | | |  | | |

STRADIC



model MVL11860

STANDARD FEATURES






- Tilter chair with a unique design mesh back.
- Standard with height adjustable arms with soft self-skinned urethane (SSU) armcaps that slide forward and backward.
- Dual wheel carpet casters (C1) are standard.
- Air flow mesh back is available in Black only.
- Seating surfaces can be upholstered in all Global grade 1 seating textiles with the exception of Luxhide (see page 142).
- Compliant with the emissions guidelines set by the GREENGUARD Environmental Institute.
- Limited Lifetime Warranty (5-year exceptions apply - see page 146).
- Weight capacity for this series is 300 lbs.

CHAIR ADJUSTMENTS

- Center tilt with upright position tilt lock.
- Tilt tension adjustment.
- Pneumatic seat height adjustment.

OPTIONAL FEATURES

- For hard surface flooring casters, please specify (C9R). Add \$21/set.
- Bantam is a durable, bleach cleanable (9:1) vinyl, but due to the stiff nature of the textile, this vinyl is prone to bunching and will not upholster as smoothly as other coverings in this series.

| DESCRIPTION | MODEL# / FEATURES | | | | | | | |
|--|--------------------|---------|--------------|---|---|---|------|-----|
|  <p>Tilter, Mesh Back and Uph seat Unit weight: 35 LB 15.9 KG Carton weight: 40 LB 18.14 KG Carton volume: 9.5 FT³ 0.26 MT³</p> | List price | | | | | | | |
| | MVL11860 | 515 | | | | | | |
| | OVERALL DIMENSIONS | | | | | | | |
| | W | D | H | W | D | H | W | H |
| IN | 25 | 23.5 | 35.5 | 20 | 17.5 | 15.5-20.5 | 18.5 | 18 |
| MM | 635 | 597 | 902 | 508 | 445 | 394-521 | 470 | 457 |
| Ergonomic features: A, B, C, H, M, N, S | RTA 1 | courier | 1 per carton |   |  |  | | |

SUBURB



model MVL13051



model MVL13052

STANDARD FEATURES

- Canadian made sofa series.
- All models are freestanding.
- Thick, plush cushions are reversible and removable.
- Standard with tapered wood legs in Black finish.
- Arms taper forward and feature a radius end.
- Can be upholstered in all Global grade 1 seating textiles or in Luxhide bonded leather (see page 142).
- Compliant with the emissions guidelines set by the GREENGUARD Environmental Institute.
- Limited Lifetime Warranty (5-year exceptions apply - see page 146).
- Weight capacity for this series is 300 lbs. per seat.

ALTERNATE TEXTILE OPTIONS

- Graded-in textiles are available. No minimum quantities. Contact Customer Service for pricing.

DESCRIPTION

MODEL# / FEATURES



Lounge Chair


Unit weight: 49 LB | 22.3 KG
 Carton weight: 59 LB | 26.76 KG
 Carton volume: 14.5 FT³ | 0.41 MT³

MVL13051

List price

862

| | OVERALL DIMENSIONS | | | SEAT DIMENSIONS | | | BACK DIMENSIONS | |
|--------|--------------------|---------|------|-----------------|------|--------|-----------------|------------|
| | W | D | H | W | D | H | W | H |
| IN | 30.25 | 32.75 | 31.5 | 21 | 19.5 | 17.5 | 21 | 14.5 |
| MM | 768 | 832 | 800 | 533 | 495 | 445 | 533 | 368 |
| RTA 00 | | courier | | 1 per carton | | CANADA | | GREENGUARD |



Two Seat Sofa


Unit weight: 71 LB | 32.3 KG
 Carton weight: 83 LB | 37.65 KG
 Carton volume: 24.25 FT³ | 0.68 MT³

MVL13052

List price

1316

| | OVERALL DIMENSIONS | | | SEAT DIMENSIONS | | | BACK DIMENSIONS | |
|--------|--------------------|-------|------|-----------------|------|--------|-----------------|------------|
| | W | D | H | W | D | H | W | H |
| IN | 52.25 | 32.75 | 31.5 | 43 | 19.5 | 17.5 | 43 | 14.5 |
| MM | 1327 | 832 | 800 | 1092 | 495 | 445 | 1092 | 368 |
| RTA 00 | | | | 1 per carton | | CANADA | | GREENGUARD |



Three Seat Sofa

Unit weight: 94 LB | 42.7 KG
 Carton weight: 108 LB | 48.99 KG
 Carton volume: 34.25 FT³ | 0.96 MT³

MVL13053

List price

1767

| | OVERALL DIMENSIONS | | | SEAT DIMENSIONS | | | BACK DIMENSIONS | |
|--------|--------------------|-------|------|-----------------|------|--------|-----------------|------------|
| | W | D | H | W | D | H | W | H |
| IN | 74.25 | 32.75 | 31.5 | 65 | 19.5 | 17.5 | 65 | 14.5 |
| MM | 1886 | 832 | 800 | 1651 | 495 | 445 | 1651 | 368 |
| RTA 00 | | | | 1 per carton | | CANADA | | GREENGUARD |

TAMI



model MVL1617



model MVL1616

STANDARD FEATURES



- Canadian made task chairs.
- Hinged back for enhanced comfort.
- Scuff resistant outer back shroud.
- MVL1617 is standard with height adjustable T-arms with self-skinned urethane (SSU) armcaps.
- Dual wheel carpet casters (C65) are standard.
- Can be upholstered in all Global grade 1 seating textiles with the exception of Luxhide (see page 142).
- Compliant with the emissions guidelines set by the GREENGUARD Environmental Institute.
- Limited Lifetime Warranty (5-year exceptions apply - see page 146).
- Weight capacity for this series is 300 lbs.

CHAIR ADJUSTMENTS

- Seat depth adjustment.
- Pneumatic seat height adjustment.

OPTIONAL FEATURES

- For hard surface flooring casters, please specify (C65R). Add \$21/set.
- Bantam is a durable, bleach cleanable (9:1) vinyl, but due to the stiff nature of the textile, this vinyl is prone to bunching and will not upholster as smoothly as other coverings in this series.

| DESCRIPTION | MODEL# / FEATURES | | | | | | | | | | | | | | | | | | | | | | | | | | | | | | | | | | | |
|---|--|--------------------|--------------------|-----|-----------------|-----------------|------|-----------------|-----------------|---|---|---|---|---|---|---|---|----|----|----|----|----|----|-----------|-----------|------|----|-----|-----|-----|-----|-----|---------|---------|-----|-----|
|  <p>Armless Task Unit weight: 18 LB 8.2 KG Carton weight: 21 LB 9.53 KG Carton volume: 3.6 FT³ 0.1 MT³</p> | <p>List price</p> <p>MVL1616 231</p> | | | | | | | | | | | | | | | | | | | | | | | | | | | | | | | | | | | |
| | <table border="1"> <thead> <tr> <th rowspan="2"></th> <th colspan="3">OVERALL DIMENSIONS</th> <th colspan="3">SEAT DIMENSIONS</th> <th colspan="2">BACK DIMENSIONS</th> </tr> <tr> <th>W</th> <th>D</th> <th>H</th> <th>W</th> <th>D</th> <th>H</th> <th>W</th> <th>H</th> </tr> </thead> <tbody> <tr> <td>IN</td> <td>18</td> <td>22</td> <td>32</td> <td>18</td> <td>16</td> <td>15.5-20.5</td> <td>15.5</td> <td>14</td> </tr> <tr> <td>MM</td> <td>457</td> <td>559</td> <td>813</td> <td>457</td> <td>406</td> <td>394-521</td> <td>394</td> <td>356</td> </tr> </tbody> </table> <p>Ergonomic features: C, E, M, N</p> <p>RTA 2 courier 1 per carton CANADA GREENGUARD CERTIFIED</p> | | OVERALL DIMENSIONS | | | SEAT DIMENSIONS | | | BACK DIMENSIONS | | W | D | H | W | D | H | W | H | IN | 18 | 22 | 32 | 18 | 16 | 15.5-20.5 | 15.5 | 14 | MM | 457 | 559 | 813 | 457 | 406 | 394-521 | 394 | 356 |
| | | | OVERALL DIMENSIONS | | | SEAT DIMENSIONS | | | BACK DIMENSIONS | | | | | | | | | | | | | | | | | | | | | | | | | | | |
| W | | D | H | W | D | H | W | H | | | | | | | | | | | | | | | | | | | | | | | | | | | | |
| IN | 18 | 22 | 32 | 18 | 16 | 15.5-20.5 | 15.5 | 14 | | | | | | | | | | | | | | | | | | | | | | | | | | | | |
| MM | 457 | 559 | 813 | 457 | 406 | 394-521 | 394 | 356 | | | | | | | | | | | | | | | | | | | | | | | | | | | | |
| <p>List price</p> <p>MVL1617 324</p> <table border="1"> <thead> <tr> <th rowspan="2"></th> <th colspan="3">OVERALL DIMENSIONS</th> <th colspan="3">SEAT DIMENSIONS</th> <th colspan="2">BACK DIMENSIONS</th> </tr> <tr> <th>W</th> <th>D</th> <th>H</th> <th>W</th> <th>D</th> <th>H</th> <th>W</th> <th>H</th> </tr> </thead> <tbody> <tr> <td>IN</td> <td>22</td> <td>22</td> <td>32</td> <td>18</td> <td>16</td> <td>15.5-20.5</td> <td>15.5</td> <td>14</td> </tr> <tr> <td>MM</td> <td>559</td> <td>559</td> <td>813</td> <td>457</td> <td>406</td> <td>394-521</td> <td>394</td> <td>356</td> </tr> </tbody> </table> <p>Ergonomic features: C, E, H, M, N</p> <p>RTA 2 courier 1 per carton CANADA GREENGUARD CERTIFIED</p> | | OVERALL DIMENSIONS | | | SEAT DIMENSIONS | | | BACK DIMENSIONS | | W | D | H | W | D | H | W | H | IN | 22 | 22 | 32 | 18 | 16 | 15.5-20.5 | 15.5 | 14 | MM | 559 | 559 | 813 | 457 | 406 | 394-521 | 394 | 356 | |
| | | OVERALL DIMENSIONS | | | SEAT DIMENSIONS | | | BACK DIMENSIONS | | | | | | | | | | | | | | | | | | | | | | | | | | | | |
| | W | D | H | W | D | H | W | H | | | | | | | | | | | | | | | | | | | | | | | | | | | | |
| IN | 22 | 22 | 32 | 18 | 16 | 15.5-20.5 | 15.5 | 14 | | | | | | | | | | | | | | | | | | | | | | | | | | | | |
| MM | 559 | 559 | 813 | 457 | 406 | 394-521 | 394 | 356 | | | | | | | | | | | | | | | | | | | | | | | | | | | | |
|  <p>Height Adjustable T-Arms - 1 pair Unit weight: 8 LB 3.6 KG Carton weight: 10 LB 4.54 KG Carton volume: 1.3 FT³ 0.03 MT³</p> | <p>List price</p> <p>MVL2784 119</p> <table border="1"> <thead> <tr> <th rowspan="2"></th> <th colspan="3">OVERALL DIMENSIONS</th> <th colspan="3">SEAT DIMENSIONS</th> <th colspan="2">BACK DIMENSIONS</th> </tr> <tr> <th>W</th> <th>D</th> <th>H</th> <th>W</th> <th>D</th> <th>H</th> <th>W</th> <th>H</th> </tr> </thead> <tbody> <tr> <td>IN</td> <td>3</td> <td>10</td> <td>12</td> <td>-</td> <td>-</td> <td>-</td> <td>-</td> <td>-</td> </tr> <tr> <td>MM</td> <td>76</td> <td>254</td> <td>305</td> <td>-</td> <td>-</td> <td>-</td> <td>-</td> <td>-</td> </tr> </tbody> </table> <p>RTA 00 courier 1 pair per carton (pricing is for the pair, specifications are for one arm)</p> | | OVERALL DIMENSIONS | | | SEAT DIMENSIONS | | | BACK DIMENSIONS | | W | D | H | W | D | H | W | H | IN | 3 | 10 | 12 | - | - | - | - | - | MM | 76 | 254 | 305 | - | - | - | - | - |
| | | | OVERALL DIMENSIONS | | | SEAT DIMENSIONS | | | BACK DIMENSIONS | | | | | | | | | | | | | | | | | | | | | | | | | | | |
| | | W | D | H | W | D | H | W | H | | | | | | | | | | | | | | | | | | | | | | | | | | | |
| IN | 3 | 10 | 12 | - | - | - | - | - | | | | | | | | | | | | | | | | | | | | | | | | | | | | |
| MM | 76 | 254 | 305 | - | - | - | - | - | | | | | | | | | | | | | | | | | | | | | | | | | | | | |

TOMA



model OTG13032

STANDARD FEATURES



- Mesh back synchro-tilter chair.
- Standard with height adjustable T arms with self-skinned urethane (SSU) armcaps.
- Black base with dual wheel carpet casters (C1) is standard.
- Available in Black polyester seat fabric with a Black mesh back.
- Compliant with the emissions guidelines set by the GREENGUARD Environmental Institute.
- Limited Lifetime Warranty (2-year exceptions apply - see page 146).
- Weight capacity for this series is 300 lbs.

CHAIR ADJUSTMENTS

- Upright position tilt lock.
- Tilt tension adjustment.
- Height adjustable flexible lumbar support.
- Pneumatic seat height adjustment.

OPTIONAL FEATURES

- Hard surface flooring casters (C9R) can be purchased separately. Add \$96/set.

| DESCRIPTION | MODEL# / FEATURES | List price | | | | | | | | |
|--|--|--------------------|---------|-----|-----------------|------|---|-----------------|------|------|
|  <p>Medium Back Synchro-Tilter Unit weight: 31 LB 14.1 KG Carton weight: 36 LB 16.33 KG Carton volume: 4.7 FT³ 0.13 MT³</p> | OTG13032 Ergonomic features: A, B, C, D, H, L, M, N | 568 | | | | | | | | |
| | | OVERALL DIMENSIONS | | | SEAT DIMENSIONS | | | BACK DIMENSIONS | | |
| | | W | D | H | W | D | H | W | H | |
| | | IN | 24 | 24 | 40 | 18.5 | 17 | 18.5-22.5 | 17.5 | 20.5 |
| | | MM | 610 | 610 | 1016 | 470 | 432 | 470-572 | 445 | 521 |
| | | RTA 8 | courier | | 1 per carton | |  | | | |

ULTRA



model MVL11730



model MVL11743

STANDARD FEATURES

- Canadian made tilter and guest chairs.
- Internal welded steel frame.
- Chrome fixed arms (except armless models) and base.
- Dual wheel carpet casters (C65) are standard (except guest chairs).
- Seating surfaces can be upholstered in Luxhide bonded leather, in various colors (see page 142).
- Compliant with the emissions guidelines set by the GREENGUARD Environmental Institute.
- Limited Lifetime Warranty (5-year exceptions apply - see page 146).
- Weight capacity for this series is 300 lbs.

CHAIR ADJUSTMENTS





- Center tilt with upright position tilt lock.
- Tilt tension adjustment.
- Pneumatic seat height adjustment.

OPTIONAL FEATURES

- For hard surface flooring casters, please specify (C65R). Add \$21/set.
- Optional removable upholstered armcaps are available for tilter models with arms, please order (MVL11733). For graded-in textile pricing, please contact Customer Service.

ALTERNATE TEXTILE OPTIONS

- Graded-in textiles are available. No minimum quantities. Contact Customer Service for pricing.

| DESCRIPTION | MODEL# / FEATURES | | | | | | | | | | | | | | | | | | | | | | | | | | | | | | | | | | | |
|---|---|------|--------------------|------|------|-----------------|-----------|-----|-----------------|--|---|---|---|---|---|---|---|---|----|------|------|------|----|------|-----------|----|----|----|-----|-----|------|-----|-----|---------|-----|-----|
|  <p>High Back Tilter w/Arms Unit weight: 32 LB 14.5 KG Carton weight: 44 LB 19.96 KG Carton volume: 11 FT³ 0.31 MT³</p> | <p>List price</p> <p>MVL11730 699</p> | | | | | | | | | | | | | | | | | | | | | | | | | | | | | | | | | | | |
| | <table border="1"> <thead> <tr> <th rowspan="2"></th> <th colspan="3">OVERALL DIMENSIONS</th> <th colspan="3">SEAT DIMENSIONS</th> <th colspan="2">BACK DIMENSIONS</th> </tr> <tr> <th>W</th> <th>D</th> <th>H</th> <th>W</th> <th>D</th> <th>H</th> <th>W</th> <th>H</th> </tr> </thead> <tbody> <tr> <td>IN</td> <td>23.5</td> <td>24.5</td> <td>40</td> <td>21</td> <td>17.5</td> <td>17.5-22.5</td> <td>20</td> <td>21</td> </tr> <tr> <td>MM</td> <td>597</td> <td>622</td> <td>1016</td> <td>533</td> <td>445</td> <td>445-572</td> <td>508</td> <td>533</td> </tr> </tbody> </table> | | OVERALL DIMENSIONS | | | SEAT DIMENSIONS | | | BACK DIMENSIONS | | W | D | H | W | D | H | W | H | IN | 23.5 | 24.5 | 40 | 21 | 17.5 | 17.5-22.5 | 20 | 21 | MM | 597 | 622 | 1016 | 533 | 445 | 445-572 | 508 | 533 |
| | | | OVERALL DIMENSIONS | | | SEAT DIMENSIONS | | | BACK DIMENSIONS | | | | | | | | | | | | | | | | | | | | | | | | | | | |
| | | W | D | H | W | D | H | W | H | | | | | | | | | | | | | | | | | | | | | | | | | | | |
| IN | 23.5 | 24.5 | 40 | 21 | 17.5 | 17.5-22.5 | 20 | 21 | | | | | | | | | | | | | | | | | | | | | | | | | | | | |
| MM | 597 | 622 | 1016 | 533 | 445 | 445-572 | 508 | 533 | | | | | | | | | | | | | | | | | | | | | | | | | | | | |
| <p>Ergonomic features: A, B, C, M, N, S</p> <p>RTA 1 courier 1 per carton CANADA GREENGUARD</p> | | | | | | | | | | | | | | | | | | | | | | | | | | | | | | | | | | | | |
| | <p>List price</p> <p>MVL11732 629</p> | | | | | | | | | | | | | | | | | | | | | | | | | | | | | | | | | | | |
|  <p>Armless High Back Tilter Unit weight: 28 LB 12.7 KG Carton weight: 38 LB 17.24 KG Carton volume: 11 FT³ 0.31 MT³</p> | <table border="1"> <thead> <tr> <th rowspan="2"></th> <th colspan="3">OVERALL DIMENSIONS</th> <th colspan="3">SEAT DIMENSIONS</th> <th colspan="2">BACK DIMENSIONS</th> </tr> <tr> <th>W</th> <th>D</th> <th>H</th> <th>W</th> <th>D</th> <th>H</th> <th>W</th> <th>H</th> </tr> </thead> <tbody> <tr> <td>IN</td> <td>21</td> <td>24.5</td> <td>40</td> <td>21</td> <td>17.5</td> <td>17.5-22.5</td> <td>20</td> <td>21</td> </tr> <tr> <td>MM</td> <td>533</td> <td>622</td> <td>1016</td> <td>533</td> <td>445</td> <td>445-572</td> <td>508</td> <td>533</td> </tr> </tbody> </table> | | OVERALL DIMENSIONS | | | SEAT DIMENSIONS | | | BACK DIMENSIONS | | W | D | H | W | D | H | W | H | IN | 21 | 24.5 | 40 | 21 | 17.5 | 17.5-22.5 | 20 | 21 | MM | 533 | 622 | 1016 | 533 | 445 | 445-572 | 508 | 533 |
| | | | OVERALL DIMENSIONS | | | SEAT DIMENSIONS | | | BACK DIMENSIONS | | | | | | | | | | | | | | | | | | | | | | | | | | | |
| | | W | D | H | W | D | H | W | H | | | | | | | | | | | | | | | | | | | | | | | | | | | |
| | IN | 21 | 24.5 | 40 | 21 | 17.5 | 17.5-22.5 | 20 | 21 | | | | | | | | | | | | | | | | | | | | | | | | | | | |
| MM | 533 | 622 | 1016 | 533 | 445 | 445-572 | 508 | 533 | | | | | | | | | | | | | | | | | | | | | | | | | | | | |
| <p>Ergonomic features: A, B, C, M, N, S</p> <p>RTA 1 courier 1 per carton CANADA GREENGUARD</p> | | | | | | | | | | | | | | | | | | | | | | | | | | | | | | | | | | | | |
| | <p>List price</p> <p>MVL11733 56</p> | | | | | | | | | | | | | | | | | | | | | | | | | | | | | | | | | | | |
|  <p>Upholstered Armcaps - 1 pair Unit weight: 0.25 LB 0.1 KG Carton weight: 0.75 LB 0.34 KG Carton volume: 0.2 FT³ 0.01 MT³</p> | <table border="1"> <thead> <tr> <th rowspan="2"></th> <th colspan="3">OVERALL DIMENSIONS</th> <th colspan="3">SEAT DIMENSIONS</th> <th colspan="2">BACK DIMENSIONS</th> </tr> <tr> <th>W</th> <th>D</th> <th>H</th> <th>W</th> <th>D</th> <th>H</th> <th>W</th> <th>H</th> </tr> </thead> <tbody> <tr> <td>IN</td> <td>5.5</td> <td>9.25</td> <td>0.25</td> <td>-</td> <td>-</td> <td>-</td> <td>-</td> <td>-</td> </tr> <tr> <td>MM</td> <td>140</td> <td>235</td> <td>6</td> <td>-</td> <td>-</td> <td>-</td> <td>-</td> <td>-</td> </tr> </tbody> </table> | | OVERALL DIMENSIONS | | | SEAT DIMENSIONS | | | BACK DIMENSIONS | | W | D | H | W | D | H | W | H | IN | 5.5 | 9.25 | 0.25 | - | - | - | - | - | MM | 140 | 235 | 6 | - | - | - | - | - |
| | | | OVERALL DIMENSIONS | | | SEAT DIMENSIONS | | | BACK DIMENSIONS | | | | | | | | | | | | | | | | | | | | | | | | | | | |
| | | W | D | H | W | D | H | W | H | | | | | | | | | | | | | | | | | | | | | | | | | | | |
| | IN | 5.5 | 9.25 | 0.25 | - | - | - | - | - | | | | | | | | | | | | | | | | | | | | | | | | | | | |
| MM | 140 | 235 | 6 | - | - | - | - | - | | | | | | | | | | | | | | | | | | | | | | | | | | | | |
| <p>For models with arms: MVL11730, MVL11734.</p> <p>RTA 00 courier 1 per carton (pricing is for the pair, specifications are for one armcap) CANADA GREENGUARD</p> | | | | | | | | | | | | | | | | | | | | | | | | | | | | | | | | | | | | |
| | <p>List price</p> <p>MVL11734 679</p> | | | | | | | | | | | | | | | | | | | | | | | | | | | | | | | | | | | |
|  <p>Low Back Tilter w/Arms Unit weight: 35 LB 15.9 KG Carton weight: 42 LB 19.05 KG Carton volume: 11 FT³ 0.31 MT³</p> | <table border="1"> <thead> <tr> <th rowspan="2"></th> <th colspan="3">OVERALL DIMENSIONS</th> <th colspan="3">SEAT DIMENSIONS</th> <th colspan="2">BACK DIMENSIONS</th> </tr> <tr> <th>W</th> <th>D</th> <th>H</th> <th>W</th> <th>D</th> <th>H</th> <th>W</th> <th>H</th> </tr> </thead> <tbody> <tr> <td>IN</td> <td>23.5</td> <td>24.5</td> <td>38</td> <td>21</td> <td>17.5</td> <td>17.5-22.5</td> <td>20</td> <td>19</td> </tr> <tr> <td>MM</td> <td>597</td> <td>622</td> <td>965</td> <td>533</td> <td>445</td> <td>445-572</td> <td>508</td> <td>483</td> </tr> </tbody> </table> | | OVERALL DIMENSIONS | | | SEAT DIMENSIONS | | | BACK DIMENSIONS | | W | D | H | W | D | H | W | H | IN | 23.5 | 24.5 | 38 | 21 | 17.5 | 17.5-22.5 | 20 | 19 | MM | 597 | 622 | 965 | 533 | 445 | 445-572 | 508 | 483 |
| | | | OVERALL DIMENSIONS | | | SEAT DIMENSIONS | | | BACK DIMENSIONS | | | | | | | | | | | | | | | | | | | | | | | | | | | |
| | | W | D | H | W | D | H | W | H | | | | | | | | | | | | | | | | | | | | | | | | | | | |
| | IN | 23.5 | 24.5 | 38 | 21 | 17.5 | 17.5-22.5 | 20 | 19 | | | | | | | | | | | | | | | | | | | | | | | | | | | |
| MM | 597 | 622 | 965 | 533 | 445 | 445-572 | 508 | 483 | | | | | | | | | | | | | | | | | | | | | | | | | | | | |
| <p>Ergonomic features: A, B, C, M, N, S</p> <p>RTA 1 courier 1 per carton CANADA GREENGUARD</p> | | | | | | | | | | | | | | | | | | | | | | | | | | | | | | | | | | | | |

DESCRIPTION MODEL# / FEATURES



Armless Low Back Tilter
 Unit weight: 31 LB | 14.1 KG
 Carton weight: 38 LB | 17.24 KG
 Carton volume: 11 FT³ | 0.31 MT³

List price

MVL11735 615

Ergonomic features:
 A, B, C, M, N, S

| OVERALL DIMENSIONS | | | SEAT DIMENSIONS | | | BACK DIMENSIONS | |
|--------------------|---|---|-----------------|---|---|-----------------|---|
| W | D | H | W | D | H | W | H |

| | | | | | | | | |
|----|-----|------|-----|-----|------|-----------|-----|-----|
| IN | 21 | 24.5 | 38 | 21 | 17.5 | 17.5-22.5 | 20 | 19 |
| MM | 533 | 622 | 965 | 533 | 445 | 445-572 | 508 | 483 |

RTA 1



1 per carton



Medium Back Guest Chair, Cantilever Base
 Unit weight: 32 LB | 14.5 KG
 Carton weight: 40 LB | 18.14 KG
 Carton volume: 13.25 FT³ | 0.37 MT³

List price

MVL11742 779

Ergonomic features:
 M, N

| OVERALL DIMENSIONS | | | SEAT DIMENSIONS | | | BACK DIMENSIONS | |
|--------------------|---|---|-----------------|---|---|-----------------|---|
| W | D | H | W | D | H | W | H |

| | | | | | | | | |
|----|-------|-----|-----|-----|------|-----|-----|------|
| IN | 24.25 | 25 | 35 | 21 | 17.5 | 18 | 21 | 17.5 |
| MM | 616 | 635 | 889 | 533 | 445 | 457 | 533 | 445 |

RTA 00

1 per carton



Armless Medium Back Guest Chair, Cantilever Base
 Unit weight: 26 LB | 11.8 KG
 Carton weight: 32 LB | 14.51 KG
 Carton volume: 13.75 FT³ | 0.38 MT³

List price

MVL11743 669

Ergonomic features:
 M, N

| OVERALL DIMENSIONS | | | SEAT DIMENSIONS | | | BACK DIMENSIONS | |
|--------------------|---|---|-----------------|---|---|-----------------|---|
| W | D | H | W | D | H | W | H |

| | | | | | | | | |
|----|-----|-------|-----|-----|------|-----|-----|------|
| IN | 21 | 24.75 | 35 | 21 | 17.5 | 18 | 21 | 17.5 |
| MM | 533 | 629 | 889 | 533 | 445 | 457 | 533 | 445 |

RTA 00

1 per carton



YOHO



model MVL2789

STANDARD FEATURES





- Canadian made task chairs.
- Thick cushion compound-curved back offers great lumbar support.
- Standard with height adjustable T-arms with durable self-skinned urethane (SSU) armcaps (except armless models).
- Dual wheel carpet casters (C65) are standard.
- Height adjustable chairs are equipped with an adjustable Chrome footrest.
- Seating surfaces can be upholstered in Luxhide bonded leather (various colors) or in all Global grade 1 seating textiles (see page 142).
- Compliant with the emissions guidelines set by the GREENGUARD Environmental Institute.
- Limited Lifetime Warranty (5-year exceptions apply - see page 146).
- Weight capacity for this series is 300 lbs.

CHAIR ADJUSTMENTS

- Seat depth adjustment.
- Pneumatic seat height adjustment.

OPTIONAL FEATURES

- For hard surface flooring casters, please specify (C65R). Add \$21/set.

| DESCRIPTION | MODEL# / FEATURES | | | | | | | | | | | | | | | | | | | | | | | | | | | | | | | | | | | |
|--|--|------|--------------------|-----|------|-----------------|------|-----|-----------------|--|---|---|---|---|---|---|---|---|----|------|------|----|----|------|-----------|------|----|----|-----|-----|-----|-----|-----|---------|-----|-----|
|  <p>Medium Back Task w/Arms Unit weight: 32 LB 14.5 KG Carton weight: 38 LB 17.24 KG Carton volume: 5.5 FT³ 0.15 MT³</p> | <p>MVL2778 Luxhide bonded leather or fabric</p> <p>List price: 583</p> | | | | | | | | | | | | | | | | | | | | | | | | | | | | | | | | | | | |
| | <table border="1"> <thead> <tr> <th rowspan="2"></th> <th colspan="3">OVERALL DIMENSIONS</th> <th colspan="3">SEAT DIMENSIONS</th> <th colspan="2">BACK DIMENSIONS</th> </tr> <tr> <th>W</th> <th>D</th> <th>H</th> <th>W</th> <th>D</th> <th>H</th> <th>W</th> <th>H</th> </tr> </thead> <tbody> <tr> <td>IN</td> <td>24.5</td> <td>24.5</td> <td>38</td> <td>19</td> <td>16</td> <td>16.5-21.5</td> <td>18</td> <td>19</td> </tr> <tr> <td>MM</td> <td>622</td> <td>622</td> <td>965</td> <td>483</td> <td>406</td> <td>419-546</td> <td>457</td> <td>483</td> </tr> </tbody> </table> | | OVERALL DIMENSIONS | | | SEAT DIMENSIONS | | | BACK DIMENSIONS | | W | D | H | W | D | H | W | H | IN | 24.5 | 24.5 | 38 | 19 | 16 | 16.5-21.5 | 18 | 19 | MM | 622 | 622 | 965 | 483 | 406 | 419-546 | 457 | 483 |
| | | | OVERALL DIMENSIONS | | | SEAT DIMENSIONS | | | BACK DIMENSIONS | | | | | | | | | | | | | | | | | | | | | | | | | | | |
| | | W | D | H | W | D | H | W | H | | | | | | | | | | | | | | | | | | | | | | | | | | | |
| IN | 24.5 | 24.5 | 38 | 19 | 16 | 16.5-21.5 | 18 | 19 | | | | | | | | | | | | | | | | | | | | | | | | | | | | |
| MM | 622 | 622 | 965 | 483 | 406 | 419-546 | 457 | 483 | | | | | | | | | | | | | | | | | | | | | | | | | | | | |
| <p>Ergonomic features: C, E, H, M, N</p> <p>RTA 2 courier 1 per carton CANADA GREENGUARD</p> | | | | | | | | | | | | | | | | | | | | | | | | | | | | | | | | | | | | |
| | | | | | | | | | | | | | | | | | | | | | | | | | | | | | | | | | | | | |
|  <p>Medium Back Armless Task Unit weight: 23 LB 10.5 KG Carton weight: 29 LB 13.15 KG Carton volume: 5.5 FT³ 0.15 MT³</p> | <p>MVL2779 Luxhide bonded leather or fabric</p> <p>List price: 483</p> | | | | | | | | | | | | | | | | | | | | | | | | | | | | | | | | | | | |
| | <table border="1"> <thead> <tr> <th rowspan="2"></th> <th colspan="3">OVERALL DIMENSIONS</th> <th colspan="3">SEAT DIMENSIONS</th> <th colspan="2">BACK DIMENSIONS</th> </tr> <tr> <th>W</th> <th>D</th> <th>H</th> <th>W</th> <th>D</th> <th>H</th> <th>W</th> <th>H</th> </tr> </thead> <tbody> <tr> <td>IN</td> <td>19</td> <td>24.5</td> <td>38</td> <td>19</td> <td>16.5</td> <td>16.5-21.5</td> <td>18</td> <td>19</td> </tr> <tr> <td>MM</td> <td>483</td> <td>622</td> <td>965</td> <td>483</td> <td>406</td> <td>419-546</td> <td>457</td> <td>483</td> </tr> </tbody> </table> | | OVERALL DIMENSIONS | | | SEAT DIMENSIONS | | | BACK DIMENSIONS | | W | D | H | W | D | H | W | H | IN | 19 | 24.5 | 38 | 19 | 16.5 | 16.5-21.5 | 18 | 19 | MM | 483 | 622 | 965 | 483 | 406 | 419-546 | 457 | 483 |
| | | | OVERALL DIMENSIONS | | | SEAT DIMENSIONS | | | BACK DIMENSIONS | | | | | | | | | | | | | | | | | | | | | | | | | | | |
| | | W | D | H | W | D | H | W | H | | | | | | | | | | | | | | | | | | | | | | | | | | | |
| IN | 19 | 24.5 | 38 | 19 | 16.5 | 16.5-21.5 | 18 | 19 | | | | | | | | | | | | | | | | | | | | | | | | | | | | |
| MM | 483 | 622 | 965 | 483 | 406 | 419-546 | 457 | 483 | | | | | | | | | | | | | | | | | | | | | | | | | | | | |
| <p>Ergonomic features: C, E, M, N</p> <p>RTA 2 courier 1 per carton CANADA GREENGUARD</p> | | | | | | | | | | | | | | | | | | | | | | | | | | | | | | | | | | | | |
| | | | | | | | | | | | | | | | | | | | | | | | | | | | | | | | | | | | | |
|  <p>Low Back Armless Task Unit weight: 23 LB 10.5 KG Carton weight: 28 LB 12.7 KG Carton volume: 4.7 FT³ 0.13 MT³</p> | <p>MVL2786 Luxhide bonded leather or fabric (previously MVL2786F)</p> <p>List price: 373</p> | | | | | | | | | | | | | | | | | | | | | | | | | | | | | | | | | | | |
| | <table border="1"> <thead> <tr> <th rowspan="2"></th> <th colspan="3">OVERALL DIMENSIONS</th> <th colspan="3">SEAT DIMENSIONS</th> <th colspan="2">BACK DIMENSIONS</th> </tr> <tr> <th>W</th> <th>D</th> <th>H</th> <th>W</th> <th>D</th> <th>H</th> <th>W</th> <th>H</th> </tr> </thead> <tbody> <tr> <td>IN</td> <td>19</td> <td>24</td> <td>34</td> <td>19</td> <td>16.5</td> <td>16-21</td> <td>17.5</td> <td>16</td> </tr> <tr> <td>MM</td> <td>483</td> <td>610</td> <td>864</td> <td>483</td> <td>419</td> <td>406-533</td> <td>445</td> <td>406</td> </tr> </tbody> </table> | | OVERALL DIMENSIONS | | | SEAT DIMENSIONS | | | BACK DIMENSIONS | | W | D | H | W | D | H | W | H | IN | 19 | 24 | 34 | 19 | 16.5 | 16-21 | 17.5 | 16 | MM | 483 | 610 | 864 | 483 | 419 | 406-533 | 445 | 406 |
| | | | OVERALL DIMENSIONS | | | SEAT DIMENSIONS | | | BACK DIMENSIONS | | | | | | | | | | | | | | | | | | | | | | | | | | | |
| | | W | D | H | W | D | H | W | H | | | | | | | | | | | | | | | | | | | | | | | | | | | |
| IN | 19 | 24 | 34 | 19 | 16.5 | 16-21 | 17.5 | 16 | | | | | | | | | | | | | | | | | | | | | | | | | | | | |
| MM | 483 | 610 | 864 | 483 | 419 | 406-533 | 445 | 406 | | | | | | | | | | | | | | | | | | | | | | | | | | | | |
| <p>Ergonomic features: C, E, M, N</p> <p>RTA 2 courier 1 per carton CANADA GREENGUARD</p> | | | | | | | | | | | | | | | | | | | | | | | | | | | | | | | | | | | | |
| | | | | | | | | | | | | | | | | | | | | | | | | | | | | | | | | | | | | |
|  <p>Low Back Task w/Arms Unit weight: 29 LB 13.2 KG Carton weight: 34 LB 15.42 KG Carton volume: 4.7 FT³ 0.13 MT³</p> | <p>MVL2789 Luxhide bonded leather or fabric (previously MVL2789F)</p> <p>List price: 490</p> | | | | | | | | | | | | | | | | | | | | | | | | | | | | | | | | | | | |
| | <table border="1"> <thead> <tr> <th rowspan="2"></th> <th colspan="3">OVERALL DIMENSIONS</th> <th colspan="3">SEAT DIMENSIONS</th> <th colspan="2">BACK DIMENSIONS</th> </tr> <tr> <th>W</th> <th>D</th> <th>H</th> <th>W</th> <th>D</th> <th>H</th> <th>W</th> <th>H</th> </tr> </thead> <tbody> <tr> <td>IN</td> <td>24</td> <td>24</td> <td>34</td> <td>19</td> <td>16.5</td> <td>16-21</td> <td>17.5</td> <td>16</td> </tr> <tr> <td>MM</td> <td>610</td> <td>610</td> <td>864</td> <td>483</td> <td>419</td> <td>406-533</td> <td>445</td> <td>406</td> </tr> </tbody> </table> | | OVERALL DIMENSIONS | | | SEAT DIMENSIONS | | | BACK DIMENSIONS | | W | D | H | W | D | H | W | H | IN | 24 | 24 | 34 | 19 | 16.5 | 16-21 | 17.5 | 16 | MM | 610 | 610 | 864 | 483 | 419 | 406-533 | 445 | 406 |
| | | | OVERALL DIMENSIONS | | | SEAT DIMENSIONS | | | BACK DIMENSIONS | | | | | | | | | | | | | | | | | | | | | | | | | | | |
| | | W | D | H | W | D | H | W | H | | | | | | | | | | | | | | | | | | | | | | | | | | | |
| IN | 24 | 24 | 34 | 19 | 16.5 | 16-21 | 17.5 | 16 | | | | | | | | | | | | | | | | | | | | | | | | | | | | |
| MM | 610 | 610 | 864 | 483 | 419 | 406-533 | 445 | 406 | | | | | | | | | | | | | | | | | | | | | | | | | | | | |
| <p>Ergonomic features: C, E, H, M, N</p> <p>RTA 2 courier 1 per carton CANADA GREENGUARD</p> | | | | | | | | | | | | | | | | | | | | | | | | | | | | | | | | | | | | |
| | | | | | | | | | | | | | | | | | | | | | | | | | | | | | | | | | | | | |

DESCRIPTION MODEL# / FEATURES



Low Back Armless Height Adjustable Task Stool

Unit weight: 40 LB | 18.2 KG
 Carton weight: 45 LB | 20.41 KG
 Carton volume: 7 FT³ | 0.19 MT³

List price

MVL2796 579
 Luxhide bonded leather
 or fabric (previously MVL2796F)

Ergonomic features:
 C, E, M, N

| | OVERALL DIMENSIONS | | | SEAT DIMENSIONS | | | BACK DIMENSIONS | |
|----|--------------------|-----|------|-----------------|------|-----------|-----------------|-----|
| | W | D | H | W | D | H | W | H |
| IN | 19 | 24 | 44 | 19 | 16.5 | 23.5-33.5 | 17.5 | 16 |
| MM | 483 | 610 | 1118 | 483 | 419 | 597-851 | 445 | 406 |

RTA 2 1 per carton



Low Back Height Adjustable Task Stool w/Arms

Unit weight: 46 LB | 20.9 KG
 Carton weight: 50 LB | 22.68 KG
 Carton volume: 7 FT³ | 0.19 MT³

List price

MVL2799 695
 Luxhide bonded leather
 or fabric (previously MVL2799F)

Ergonomic features:
 C, E, H, M, N

| | OVERALL DIMENSIONS | | | SEAT DIMENSIONS | | | BACK DIMENSIONS | |
|----|--------------------|-----|------|-----------------|------|-----------|-----------------|-----|
| | W | D | H | W | D | H | W | H |
| IN | 24 | 24 | 44 | 19 | 16.5 | 23.5-33.5 | 17.5 | 16 |
| MM | 610 | 610 | 1118 | 483 | 419 | 597-851 | 445 | 406 |

RTA 2 1 per carton



Height Adjustable T-Arms - 1 pair

Unit weight: 8 LB | 3.6 KG
 Carton weight: 10 LB | 4.54 KG
 Carton volume: 1.3 FT³ | 0.03 MT³

List price

MVL2784 119

| | OVERALL DIMENSIONS | | | SEAT DIMENSIONS | | | BACK DIMENSIONS | |
|----|--------------------|-----|-----|-----------------|---|---|-----------------|---|
| | W | D | H | W | D | H | W | H |
| IN | 3 | 10 | 12 | - | - | - | - | - |
| MM | 76 | 254 | 305 | - | - | - | - | - |

RTA 00 1 pair per carton (pricing is for the pair, specifications are for one arm)

ZIM



model OTG11351G

STANDARD FEATURES





- High back synchro-tilter chair with wrap around mesh design.
- Standard with height adjustable T arms with self-skinned urethane (SSU) armcaps.
- Available in Black polyester fabric seat with mesh back in Black (B) or Grey (G).
- Black base with dual wheel carpet casters (C1) is standard.
- Compliant with the emissions guidelines set by the GREENGUARD Environmental Institute.
- Limited Lifetime Warranty (2-year exceptions apply - see page 146).
- Weight capacity for this series is 300 lbs.

CHAIR ADJUSTMENTS

- Synchro tilt with multi position tilt lock.
- Automatic tilt tension adjustment.
- Seat depth adjustment.
- Pneumatic seat height adjustment.

OPTIONAL FEATURES

- Hard surface flooring casters (C9R) can be purchased separately. Add \$96/set.

| DESCRIPTION | MODEL# / FEATURES | List price | | | | | | | |
|--|---|---|--|---|-----------------|-----------|-----|-----------------|---|
|  <p>High Back Weight Sensing Synchro-Tilter Unit weight: 37.5 LB 17 KG Carton weight: 44 LB 19.96 KG Carton volume: 5.75 FT³ 0.16 MT³</p> | <p>OTG11351B OTG11351G</p> | 519 | | | | | | | |
| | | OVERALL DIMENSIONS | | | SEAT DIMENSIONS | | | BACK DIMENSIONS | |
| | | W | D | H | W | D | H | W | H |
| | IN 26 | 24.5 | 43 | 19.5 | 18 | 18.5-22.5 | 18 | 22.5 | |
| | MM 660 | 622 | 1092 | 495 | 457 | 470-572 | 457 | 572 | |
| | Ergonomic features: B, C, E, H, L, M, N |  |  1 per carton |  | | | | | |

Ionic Series

Lite-Lift II

Pashley

Desks & Tables

| | |
|---|-----|
| Ionic | 80 |
| Ionic benching | 113 |
| Ionic panels | 117 |
| Ionic privacy panels | 110 |
| Ionic quick assembly height adjustable tables | 107 |
| Lite-Lift II tables | 120 |
| Pashley | 119 |



GENERAL INFORMATION

- Ionic has a clean, modern form and is able to support a wide range of workspace applications. From cubicles, multi-station clusters, private offices, reception areas or boardrooms, Ionic offers functional and practical desk solutions.
- Thermally fused laminate surfaces.
- 16 finishes to choose from.
- 1" thick worksurfaces.
- Panels are fully finished on both sides and on all edges.
- Durable 2mm matching edge.
- All drawers are equipped with ball bearing over-travel slides.
- File drawers accommodate letter or legal size filing.
- Silver finish handles and locks.
- Grommets and wire access strips are standard on select models.
- Meets applicable ANSI/BIFMA standards.
- Canadian made and backed by Global's Lifetime Warranty.
- Greenguard Certified.

CONSTRUCTION

- All components are made from 45 lb. density particle board covered with thermally fused laminate on both sides.
- Interlocking cam lock connectors.
- Leveling glides are standard on all floor units.
- Locks are standard on pedestals, storage cabinets and lateral files and have removable cores.
- Key locks are random and cannot be specified.

WRITABLE SURFACE OPTION

- Available on select products: Ionic table desks MLxxxxDWL and MLxxxRWL, and Ionic flip-top tables MLxxxxFT.
- High gloss White, non-magnetic dry-erase surface with contrasting edge in Storm Grey only.
- Specify **(WRS)**. For upcharge, refer to finish option per product.

FINISHES

- Ionic can be finished in the following standard colors with no upcharge:

TOP COLORS

| | |
|-----|-----------------|
| ACJ | Absolute Acajou |
| ASN | Asian Night |
| AWC | Avant Cherry |
| AWH | Avant Honey |
| CMB | Clear Maple |
| DES | Dark Espresso |
| DWT | Designer White |
| HGT | Hayden Grey |
| NBL | Noce Biondo |
| NGL | Noce Grigio |
| NEL | Noce Leggero |
| NML | Noce Medio |
| TWL | Tiger Walnut |
| WHC | White Chocolate |
| WCR | Winter Cherry |

CHASSIS COLORS

| | |
|-----|-----------------|
| ACJ | Absolute Acajou |
| ASN | Asian Night |
| AWC | Avant Cherry |
| AWH | Avant Honey |
| CMB | Clear Maple |
| DES | Dark Espresso |
| DWT | Designer White |
| HGT | Hayden Grey |
| NBL | Noce Biondo |
| NGL | Noce Grigio |
| NEL | Noce Leggero |
| NML | Noce Medio |
| TWL | Tiger Walnut |
| WHC | White Chocolate |
| WCR | Winter Cherry |

TWO-TONE FINISHES

- Standard finish top and chassis combinations available - no upcharge.
- To specify, mark your order as follows:
 - First code specifies top color, second code specifies chassis color (i.e. AWC/DWT = Avant Cherry top and Designer White chassis).
 - If the top and chassis are to be the same finish, you must specify the top finish and the chassis finish (ie: AWC/AVC).

FINISHES - METAL LEGS

- Available in the following Santex finishes:

| | |
|-----|----------------|
| TBL | Black |
| TDW | Designer White |
| TTU | Tungsten |

TACKBOARD COLORS

- Tackboards are available to fit 66" and 72" wide hutches.
- Lola fabric is standard and is available in the following colors:

| | |
|----------------------|---------------------|
| Blue Mist (LL14) | Medium Taupe (LL11) |
| Caramel Cream (LL12) | Sandstone (LL38) |
| Cinder (LL37) | Spray (LL35) |
| Granite (LL36) | |

DRAWERS

- All file drawers and box drawers have ball bearing over-travel slides to provide full access to drawer interiors.
- Drawer fronts are edged with 2mm matching edge on all four sides.
- Top box drawer includes one pencil tray.

HANDLES

- Handles are standard on all storage cabinets, pedestals and aluminum framed/glazed doors.
- Silver rectangular handle is standard.

GROMMETS

- Grommets are standard on most desks, credenzas, returns, bridges and most worksurfaces with post legs. For location and number of grommets, see price list specifications on individual components.
- Grommet locations are standard on each component and cannot be specified.
- Grommets may be eliminated upon request. Please specify **(RSG)** for no grommet option. **Add \$53.** The no grommet option requires an extended lead time.

MODESTY PANELS

- Full modesty panels are standard on bow front desks, rectangular desks, credenzas, returns and bridges.
- 12" high modesty panels are available as an option at no extra charge. Available on credenzas, returns and bridges. Please specify **(12)** when ordering.
- Modesty panels require extended lead times.
- Modesty panels are 12" high with 16" clearance from the floor to the bottom of the modesty.
- Delta and Rectangular Island with Square Post:
Modesty panels are available as an add-on component. Modesty panels are 12" high with 16" clearance from the floor. Please see individual models for specific codes.
- Table Desk with H-Leg:
Modesty panels are available as an add-on component. Modesty panels are 12" high with 16" clearance from the floor. Please see individual models for specific codes.
- Modesty panel front recess is as follows:
Bow Front Desk - 6.5" from the gable
30" Deep Desk - 4.5"
36" Deep Desk - 6.5"
Credenzas, returns and bridges are flush (no recess)

WORKSURFACES WITH 2" SQUARE POST LEGS

- "D" and Rectangular Islands are standard with a single post leg, end gable and 12" high modesty panel.
- Delta worksurfaces are standard with two post legs and flush mount hardware. Delta tops are available left or right handed (i.e. units must be specified left or right).
- Post legs are 2" square and are standard in Tungsten **(TTU)**. Available in Black **(TBL)** or Designer White **(TDW)** at no upcharge.
- Worksurface tops are predrilled with threaded steel inserts to connect legs with Truss head screws.

RETURNS WITH LAMINATE GABLES

- All gables are reversible for left or right hand applications.
- Full modesty panels are standard.
- Optional 12" modesty panels are available. Please specify **(12)** for this option.

TABLE DESK/RETURNS WITH 2" SQUARE METAL H-LEGS

- Rectangular table desks include two 28" high H-legs.
- Overlap desks with legs include one 28" high H-leg and one 5 3/4" high H-leg.
- Returns include one H-leg.
- H frame is 21" wide from outside to outside of legs for 24" deep table desk.
- H frame is 23" wide from outside to outside of legs for 30" deep table desk.
- H-legs are available in Black **(TBL)** Designer White **(TDW)** or Tungsten **(TTU)**.
- Returns are non-handed and can be used for left or right hand applications.
- All table desks include underside stability panel for structural integrity; 24"D table desks will not accommodate MLMP22BBF or ML22BBF pedestals.
- Overlap desks include a support spacer which will be same finish as the top.
- Underside clearance for keyboard mechanisms:
21" - per 30"D table desks
16" - per 24"D table desks

RECEPTION DESK

- This freestanding unit comes complete with reception mantle, desk, light kit, glass front, pigeon hole organizer and hardware.

BRIDGES

- Full modesty laminate panels are standard.
- Optional 12" modesty panels are available. Please specify **(12)** for this option.

BRIDGE TOPS

- Bridge tops are standard without modesty panels.

HUTCHES

- Hutches are available in 36", 66" and 72" widths. All hutches are 15" deep.
- Hutches are shipped ready to assemble.
- 66" and 72" hutches have a 20 3/8" height clearance between the worksurface and the underside of the hutch shelf.
- 36" hutch comes with two shelves. The lower shelf is height adjustable.
- Laminate doors or aluminum frame/glazed doors are available for the 72", 66" and 36" wide hutch. Laminate doors are 11/16" thick.
- Doors for 72" and 66" hutches come in a package of two doors, and accommodate either the left side or right side of the hutch. For full closure, two door kits are required (i.e. four doors total).
- Hutches can be mounted onto credenza units without mechanical fasteners. Two-sided tape is provided allowing installer to attach, however, flush plates are available for added security.
- Hutches come standard with one grommet and a full-length 1" wire access strip for cable management.

STORAGE UNITS (FREESTANDING VS. UNDER WORKSURFACE)

- One set of front-to-back file bars included per file drawer.
- All 24" deep lateral files and storage units are counterbalanced and come with interlock mechanisms. These units come standard with tops and are designed to be freestanding.
- All 22" deep lateral files and storage units are designed for use underneath worksurfaces and are not intended to be used as freestanding pieces.
- All mobile pedestals are available with a counterweight.

LOCKS

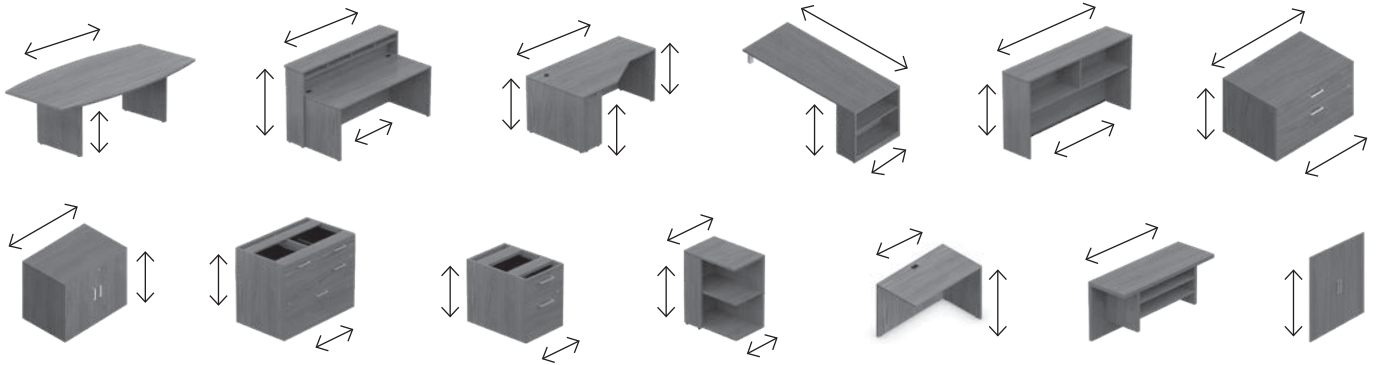
- Ionic key numbers range from #100-120. Locks are randomly installed at the factory. Key alike or preferred number assignment are not available.

POWER BLOCK OPTIONS

- Refer to Accessories price list pages under power and data for options to deliver desktop power and/or USB charging ports

LAMINATES WITH WOODGRAIN

- Typical woodgrain direction for Ionic is outlined below:

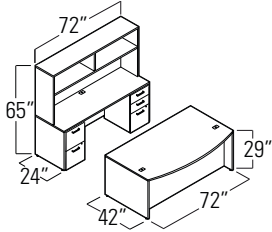


ASSEMBLY

- Reception Desk (ML72MRD) is shipped in 2 cartons (desk - KD, mantle - assembled).
- Pedestals, lateral files and storage cabinets are shipped assembled.
- All other components are shipped easy to assemble and require some assembly.

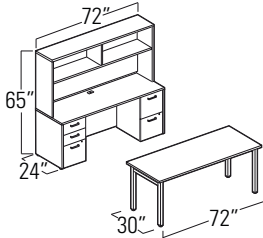
I IONIC™ - PACKAGES

MLP201: Management Suite - Bow Front Desk



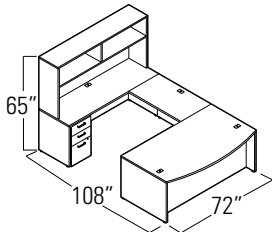
| Package Contents | Model Number | Quantity | List Price | Package Price |
|------------------------|--------------|----------|--------------|---------------|
| Bow Desk | ML7242BD | 1 | \$941 | \$3444 |
| Credenza - Rectangular | ML7224C | 1 | \$557 | |
| File/File Pedestal | ML22FF | 1 | \$603 | |
| Hutch - 72" | ML72HO | 1 | \$720 | |
| Box/Box/File Pedestal | ML22BBF | 1 | \$623 | |

MLP230: Office Suite



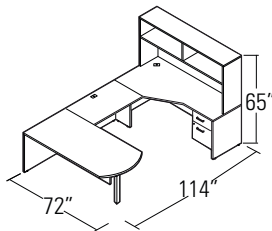
| Package Contents | Model Number | Quantity | List Price | Package Price |
|------------------------|--------------|----------|--------------|---------------|
| Table Desk | ML7230DWL | 1 | \$836 | \$3339 |
| Credenza - Rectangular | ML7224C | 1 | \$557 | |
| Hutch - 72" | ML72HO | 1 | \$720 | |
| Box/Box/File Pedestal | ML22BBF | 1 | \$623 | |
| File/File Pedestal | ML22FF | 1 | \$603 | |

MLP205: Management Suite - Bow Front Desk w/Rectangular Credenza*



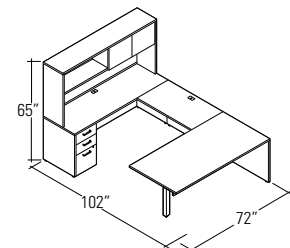
| Package Contents | Model Number | Quantity | List Price | Package Price |
|------------------------|--------------|----------|--------------|---------------|
| Bow Desk | ML7242BD | 1 | \$941 | \$3272 |
| Credenza - Rectangular | ML7224C | 1 | \$557 | |
| Hutch - 72" | ML72HO | 1 | \$720 | |
| Bridge | ML4224FB | 1 | \$431 | |
| Box/Box/File Pedestal | ML22BBF | 1 | \$623 | |

MLP202R: Management Suite - "D" Island w/Left Extended Credenza



| Package Contents | Model Number | Quantity | List Price | Package Price |
|---------------------------------|--------------|----------|--------------|---------------|
| "D" Island w/Square Post | ML7236DM | 1 | \$735 | \$3158 |
| Extended Corner Credenza - LEFT | ML7236CEL | 1 | \$782 | |
| Hutch - 72" | ML72HO | 1 | \$720 | |
| Bridge | ML4224FB | 1 | \$431 | |
| Hanging Box/File Pedestal | ML22HBF | 1 | \$490 | |

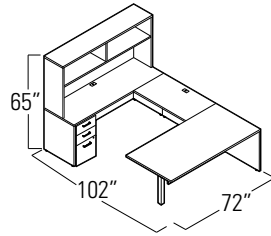
MLP121: "U" Shaped Suite



| Package Contents | Model Number | Quantity | List Price | Package Price |
|----------------------------------|--------------|----------|--------------|---------------|
| Rectangular Island w/Square Post | ML7236RM | 1 | \$735 | \$3203 |
| Bridge | ML4224FB | 1 | \$431 | |
| Credenza - Rectangular | ML7224C | 1 | \$557 | |
| Hutch - 72" | ML72HO | 1 | \$720 | |
| Laminate Doors | ML36DRL | 1 | \$137 | |
| Box/Box/File Pedestal | ML22BBF | 1 | \$623 | |

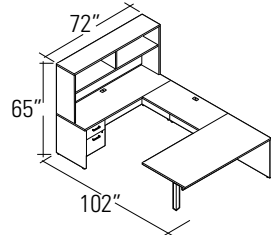
* Can be assembled left or right

MLP221: Management Suite - Rectangular Island*



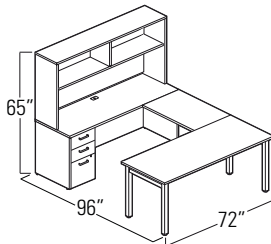
| Package Contents | Model Number | Quantity | List Price | Package Price |
|----------------------------------|--------------|----------|--------------|---------------|
| Rectangular Island w/Square Post | ML7236RM | 1 | \$735 | \$3066 |
| Bridge | ML4224FB | 1 | \$431 | |
| Credenza - Rectangular | ML7224C | 1 | \$557 | |
| Hutch - 72" | ML72HO | 1 | \$720 | |
| Box/Box/File Pedestal | ML22BBF | 1 | \$623 | |

MLP321: "U" Shaped Suite



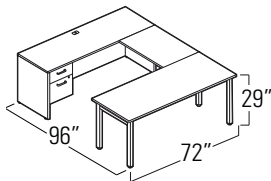
| Package Contents | Model Number | Quantity | List Price | Package Price |
|----------------------------------|--------------|----------|--------------|---------------|
| Rectangular Island w/Square Post | ML7236RM | 1 | \$735 | \$2933 |
| Bridge | ML4224FB | 1 | \$431 | |
| Credenza - Rectangular | ML7224C | 1 | \$557 | |
| Hutch - 72" | ML72HO | 1 | \$720 | |
| Hanging Box/File Pedestal | ML22HBF | 1 | \$490 | |

MLP229: "U" Shaped Suite*



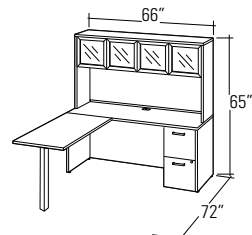
| Package Contents | Model Number | Quantity | List Price | Package Price |
|------------------------|--------------|----------|--------------|---------------|
| Table Desk | ML7230DWL | 1 | \$836 | \$2981 |
| Bridge Top | ML4224B | 1 | \$245 | |
| Credenza - Rectangular | ML7224C | 1 | \$557 | |
| Hutch - 72" | ML72HO | 1 | \$720 | |
| Box/Box/File Pedestal | ML22BBF | 1 | \$623 | |

MLP228: "U" Shaped Suite*



| Package Contents | Model Number | Quantity | List Price | Package Price |
|---------------------------|--------------|----------|--------------|---------------|
| Table Desk | ML7230DWL | 1 | \$836 | \$2128 |
| Bridge Top | ML4224B | 1 | \$245 | |
| Credenza - Rectangular | ML7224C | 1 | \$557 | |
| Hanging Box/File Pedestal | ML22HBF | 1 | \$490 | |

MLP235: Management "L" Suite

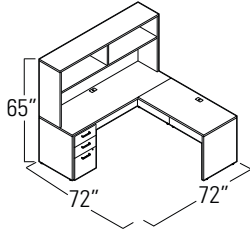


| Package Contents | Model Number | Quantity | List Price | Package Price |
|----------------------------------|--------------|----------|--------------|---------------|
| Rectangular Island w/Square Post | ML4824RI | 1 | \$507 | \$3567 |
| Credenza - Rectangular | ML6624C | 1 | \$498 | |
| Glazed Doors | ML33DRAG | 2 | \$636 | |
| Hutch - 66" | ML66HO | 1 | \$687 | |
| File/File Pedestal | ML22FF | 1 | \$603 | |

* Can be assembled left or right

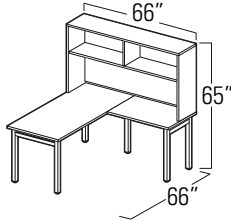
I IONIC™ - PACKAGES

MLP206: Supervisor Suite w/Rectangular Credenza*



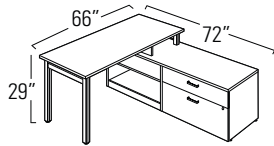
| Package Contents | Model Number | Quantity | List Price | Package Price |
|------------------------|--------------|----------|--------------|---------------|
| Return | ML4824R | 1 | \$505 | \$2405 |
| Credenza - Rectangular | ML7224C | 1 | \$557 | |
| Box/Box/File Pedestal | ML22BBF | 1 | \$623 | |
| Hutch - 72" | ML72HO | 1 | \$720 | |

MLP227: "L" Shaped Suite*



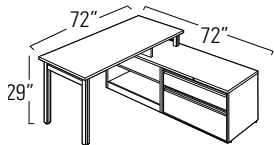
| Package Contents | Model Number | Quantity | List Price | Package Price |
|------------------|--------------|----------|--------------|---------------|
| Table Desk | ML6630DWL | 1 | \$815 | \$1911 |
| Return | ML3624RWL | 1 | \$409 | |
| Hutch - 66" | ML66HO | 1 | \$687 | |

MLP238: Ionic "L" Shape Suite*



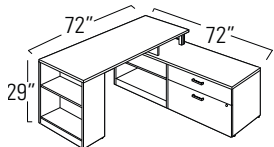
| Package Contents | Model Number | Quantity | List Price | Package Price |
|---------------------------|--------------|----------|--------------|---------------|
| Overlap Desk with Legs | ML6630POL | 1 | \$808 | \$2592 |
| Low Shelf Unit - No Top | ML2136CO | 1 | \$636 | |
| Low Box/File - No Top | ML2136BF | 1 | \$940 | |
| Top For 24"D Storage Unit | ML7224LT | 1 | \$208 | |

MLP236: Ionic and MVL "L" Shape Suite*



| Package Contents | Model Number | Quantity | List Price | Package Price |
|---------------------------------|--------------|----------|--------------|---------------|
| Overlap Desk with Legs | ML7230POL | 1 | \$830 | \$2574 |
| 1 ½ Open Shelf | M19361XSN | 1 | \$630 | |
| 1 ½ Drawer High Lateral Cabinet | M1936PXB | 1 | \$910 | |
| Top For 19.25"D Storage Unit | ML7219LT | 1 | \$204 | |

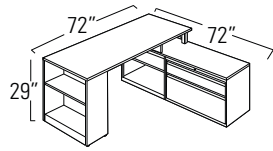
MLP237: Ionic "L" Shape Suite*



| Package Contents | Model Number | Quantity | List Price | Package Price |
|----------------------------|--------------|----------|---------------|---------------|
| Overlap Desk with Bookcase | ML7230POB | 1 | \$1272 | \$3056 |
| Low Shelf Unit - No Top | ML2136CO | 1 | \$636 | |
| Low Box/File - No Top | ML2136BF | 1 | \$940 | |
| Top For 24"D Storage Unit | ML7224LT | 1 | \$208 | |

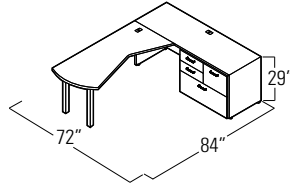
* Can be assembled left or right

MLP241: Ionic and MVL "L" Shape Suite*



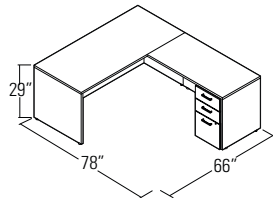
| Package Contents | Model Number | Quantity | List Price | Package Price |
|---------------------------------|--------------|----------|---------------|---------------|
| Overlap Desk with Bookcase | ML7224POB | 1 | \$1185 | \$2929 |
| 1 ½ Open Shelf | M19361XSN | 1 | \$630 | |
| 1 ½ Drawer High Lateral Cabinet | M1936PXBF | 1 | \$910 | |
| Top For 19.25"D Storage Unit | ML7219LT | 1 | \$204 | |

MLP217L: "L" Shape w/Delta Surface



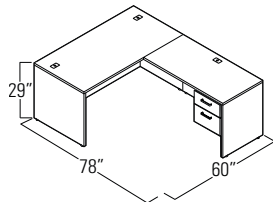
| Package Contents | Model Number | Quantity | List Price | Package Price |
|--------------------------------------|--------------|----------|--------------|---------------|
| Credenza - Rectangular | ML7224C | 1 | \$557 | \$2137 |
| Delta Island w/2 Square Posts - LEFT | ML6030PL | 1 | \$604 | |
| Multi-Storage Unit - No Top | ML3622MS | 1 | \$976 | |

MLP108: "L" Shape Desk*



| Package Contents | Model Number | Quantity | List Price | Package Price |
|-----------------------|--------------|----------|--------------|---------------|
| Rectangular Desk | ML6630D | 1 | \$539 | \$1667 |
| Return | ML4824R | 1 | \$505 | |
| Box/Box/File Pedestal | ML22BBF | 1 | \$623 | |

MLP107: "L" Shape Desk*



| Package Contents | Model Number | Quantity | List Price | Package Price |
|---------------------------|--------------|----------|--------------|---------------|
| Rectangular Desk | ML6030D | 1 | \$506 | \$1501 |
| Return | ML4824R | 1 | \$505 | |
| Hanging Box/File Pedestal | ML22HBF | 1 | \$490 | |

MLP116R - "L" Shape 72" x 84"

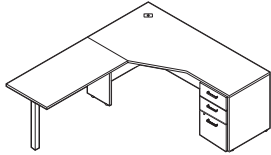


| Package Contents | Model Number | Quantity | List Price | Package Price |
|----------------------------------|--------------|----------|--------------|---------------|
| Extended Corner Credenza - RIGHT | ML7236CER | 1 | \$782 | \$1912 |
| Rectangular Island w/Square Post | ML4824RI | 1 | \$507 | |
| Box/Box/File Pedestal | ML22BBF | 1 | \$623 | |

* Can be assembled left or right

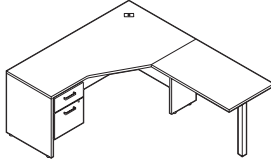
I IONIC™ - PACKAGES

MLP116L: "L" Shape 84" x 72"



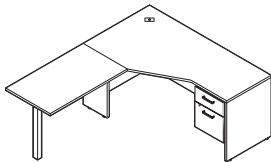
| Package Contents | Model Number | Quantity | List Price | Package Price |
|----------------------------------|--------------|----------|--------------|---------------|
| Extended Corner Credenza - LEFT | ML7236CEL | 1 | \$782 | \$1912 |
| Rectangular Island w/Square Post | ML4824RI | 1 | \$507 | |
| Box/Box/File Pedestal | ML22BBF | 1 | \$623 | |

MLP115R: "L" Shape 66" x 78"



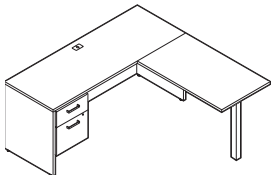
| Package Contents | Model Number | Quantity | List Price | Package Price |
|----------------------------------|--------------|----------|--------------|---------------|
| Extended Corner Credenza - RIGHT | ML6636CER | 1 | \$689 | \$1654 |
| Rectangular Island w/Square Post | ML4224RI | 1 | \$475 | |
| Hanging Box/File Pedestal | ML22HBF | 1 | \$490 | |

MLP115L: "L" Shape 78" x 66"



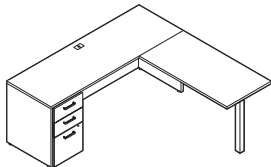
| Package Contents | Model Number | Quantity | List Price | Package Price |
|----------------------------------|--------------|----------|--------------|---------------|
| Extended Corner Credenza - LEFT | ML6636CEL | 1 | \$689 | \$1654 |
| Rectangular Island w/Square Post | ML4224RI | 1 | \$475 | |
| Hanging Box/File Pedestal | ML22HBF | 1 | \$490 | |

MLP113: "L" Shape 66" x 66"*



| Package Contents | Model Number | Quantity | List Price | Package Price |
|----------------------------------|--------------|----------|--------------|---------------|
| Credenza - Rectangular | ML6624C | 1 | \$498 | \$1463 |
| Rectangular Island w/Square Post | ML4224RI | 1 | \$475 | |
| Hanging Box/File Pedestal | ML22HBF | 1 | \$490 | |

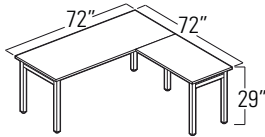
MLP114 - "L" Shape 72" x 72"*



| Package Contents | Model Number | Quantity | List Price | Package Price |
|----------------------------------|--------------|----------|--------------|---------------|
| Credenza - Rectangular | ML7224C | 1 | \$557 | \$1687 |
| Rectangular Island w/Square Post | ML4824RI | 1 | \$507 | |
| Box/Box/File Pedestal | ML22BBF | 1 | \$623 | |

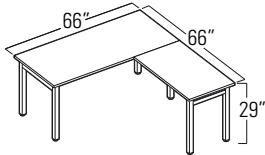
* Can be assembled left or right

MLP224: "L" Shape Suite*



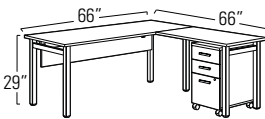
| Package Contents | Model Number | Quantity | List Price | Package Price |
|------------------|--------------|----------|--------------|---------------|
| Table Desk | ML7230DWL | 1 | \$836 | \$1277 |
| Return | ML4224RWL | 1 | \$441 | |

MLP222: "L" Shape Suite*



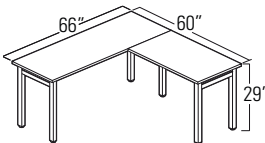
| Package Contents | Model Number | Quantity | List Price | Package Price |
|------------------|--------------|----------|--------------|---------------|
| Table Desk | ML6630DWL | 1 | \$815 | \$1224 |
| Return | ML3624RWL | 1 | \$409 | |

MLP231: "L" Shape Suite*



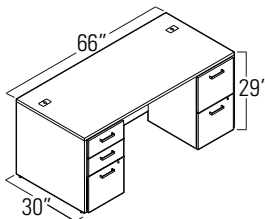
| Package Contents | Model Number | Quantity | List Price | Package Price |
|------------------------------|--------------|----------|--------------|---------------|
| Table Desk | ML6630DWL | 1 | \$815 | \$2298 |
| Return | ML3624RWL | 1 | \$409 | |
| Box/Box/File Mobile Pedestal | MLMP22BBF | 1 | \$859 | |
| Modesty Panel for Table Desk | ML6612MPT | 1 | \$215 | |

MLP223: "L" Shape Suite*



| Package Contents | Model Number | Quantity | List Price | Package Price |
|------------------|--------------|----------|--------------|---------------|
| Table Desk | ML6624DWL | 1 | \$754 | \$1163 |
| Return | ML3624RWL | 1 | \$409 | |

MLP109 - 66" x 30" Double Pedestal Desk

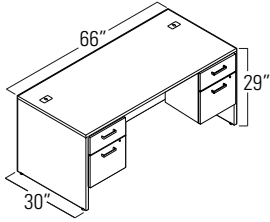


| Package Contents | Model Number | Quantity | List Price | Package Price |
|-----------------------|--------------|----------|--------------|---------------|
| Rectangular Desk | ML6630D | 1 | \$539 | \$1765 |
| Box/Box/File Pedestal | ML22BBF | 1 | \$623 | |
| File/File Pedestal | ML22FF | 1 | \$603 | |

* Can be assembled left or right

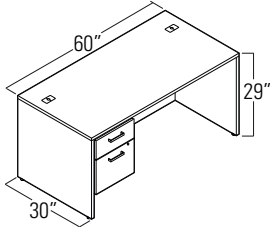
I IONIC™ - PACKAGES

MLP110: 66" x 30" Double Pedestal Desk



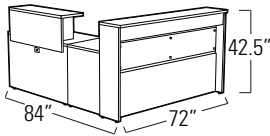
| Package Contents | Model Number | Quantity | List Price | Package Price |
|---------------------------|--------------|----------|--------------|---------------|
| Rectangular Desk | ML6630D | 1 | \$539 | \$1519 |
| Hanging Box/File Pedestal | ML22HBF | 2 | \$490 | |

MLP111: 60" x 30" Single Pedestal Desk*



| Package Contents | Model Number | Quantity | List Price | Package Price |
|---------------------------|--------------|----------|--------------|---------------|
| Rectangular Desk | ML6030D | 1 | \$506 | \$996 |
| Hanging Box/File Pedestal | ML22HBF | 1 | \$490 | |

MLP633: Reception Suite



| Package Contents | Model Number | Quantity | List Price | Package Price |
|--------------------|--------------|----------|---------------|---------------|
| Reception Desk | ML72MRD | 1 | \$3406 | \$4404 |
| Return | ML4824R | 1 | \$505 | |
| Reception Desk Top | ML36RT | 1 | \$493 | |

* Can be assembled left or right

| TABLE DESKS & COMPONENTS | MODEL # | DIMENSIONS ^{IN} _{MM} | WEIGHT ^{LB} _{KG} | VOLUME ^{FT³} _{MT³} | LIST PRICE | WRS ADD |
|--------------------------|---------|---|---------------------------------------|---|------------|---------|
|--------------------------|---------|---|---------------------------------------|---|------------|---------|

W x D x H

24" deep

| | | | | | |
|-----------|---|--------------------|--------------------|--------------|--------------|
| ML3624DWL | 36 x 24 x 29 <i>914 x 610 x 737</i> | 67 <i>30.39</i> | 3.7 <i>0.1</i> | \$632 | \$141 |
| ML4224DWL | 42 x 24 x 29 <i>1067 x 610 x 737</i> | 71 <i>32.21</i> | 3.9 <i>0.11</i> | \$645 | \$156 |
| ML4824DWL | 48 x 24 x 29 <i>1219 x 610 x 737</i> | 76 <i>34.47</i> | 4.1 <i>0.11</i> | \$660 | \$160 |
| ML5424DWL | 54 x 24 x 29 <i>1372 x 610 x 737</i> | 81 <i>36.74</i> | 4.2 <i>0.11</i> | \$689 | \$176 |
| ML6024DWL | 60 x 24 x 29 <i>1524 x 610 x 737</i> | 89 <i>40.37</i> | 4.4 <i>0.12</i> | \$721 | \$198 |
| ML6624DWL | 66 x 24 x 29 <i>1676 x 610 x 737</i> | 89 <i>40.37</i> | 4.6 <i>0.13</i> | \$754 | \$227 |
| ML7224DWL | 72 x 24 x 29 <i>1829 x 610 x 737</i> | 93 <i>42.18</i> | 4.8 <i>0.13</i> | \$773 | \$236 |

30" deep

| | | | | | |
|-----------|---|---------------------|--------------------|--------------|--------------|
| ML6030DWL | 60 x 30 x 29 <i>1524 x 762 x 737</i> | 103 <i>46.72</i> | 5.5 <i>0.15</i> | \$784 | \$235 |
| ML6630DWL | 66 x 30 x 29 <i>1676 x 762 x 737</i> | 104 <i>47.17</i> | 5.7 <i>0.16</i> | \$815 | \$247 |
| ML7230DWL | 72 x 30 x 29 <i>1829 x 762 x 737</i> | 111 <i>50.35</i> | 5.9 <i>0.16</i> | \$836 | \$256 |

Freestanding rectangular desk with two H-legs and stability panel. Accepts laminate modesty panel. Shipped easy to assemble in 2 cartons.

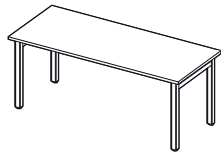
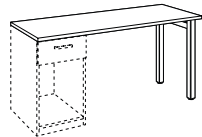


Table Desk

| | | | | | |
|-----------|---|--------------------|--------------------|--------------|-----|
| ML4824DTL | 48 x 24 x 29 <i>1219 x 610 x 737</i> | 57 <i>25.85</i> | 4.3 <i>0.12</i> | \$485 | N/A |
| ML5424DTL | 54 x 24 x 29 <i>1372 x 610 x 737</i> | 63 <i>28.58</i> | 4.5 <i>0.12</i> | \$518 | N/A |
| ML6024DTL | 60 x 24 x 29 <i>1524 x 610 x 737</i> | 69 <i>31.3</i> | 4.7 <i>0.13</i> | \$555 | N/A |

Build your own desk with light storage ML24WPO or ML24WBC (to be ordered separately). Reversible leg and storage orientation for left or right hand use. Kit includes one H-leg and top. Shipped easy to assemble in 2 cartons.



Build-A-Table Desk with H-Leg

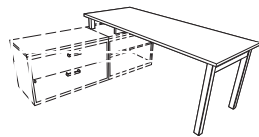
24" deep

| | | | | | |
|-----------|---|--------------------|---------------------|--------------|-----|
| ML6624POL | 66 x 24 x 29 <i>1676 x 610 x 737</i> | 69 <i>31.3</i> | 5 <i>0.14</i> | \$737 | N/A |
| ML7224POL | 72 x 24 x 29 <i>1829 x 610 x 737</i> | 73 <i>33.11</i> | 5.25 <i>0.14</i> | \$758 | N/A |

30" deep

| | | | | | |
|-----------|---|--------------------|---------------------|--------------|-----|
| ML6630POL | 66 x 30 x 29 <i>1676 x 762 x 737</i> | 81 <i>36.74</i> | 5.75 <i>0.16</i> | \$808 | N/A |
| ML7230POL | 72 x 30 x 29 <i>1829 x 762 x 737</i> | 86 <i>39.01</i> | 6 <i>0.16</i> | \$830 | N/A |

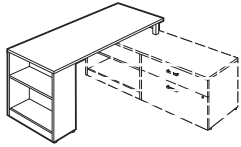
To overlap and be supported by low storage and 22.25" H shelving units. Includes one 28" high H-leg, one 5 3/4" high H-leg support and laminate support spacer. Specify laminate finish for top and support spacer and H-leg finish. Alternative: May also be supported by a 1 1/2" high MVL steel storage unit with a 1" thick laminate top. Shipped easy to assemble in 2 cartons.



Overlap Desk w/Legs

| TABLES DESK & COMPONENTS | MODEL # | DIMENSIONS ^{IN} _{MM} | WEIGHT ^{LB} _{KG} | VOLUME ^{FT³} _{MT³} | LIST PRICE | WRS ADD |
|--------------------------|---------|---|---------------------------------------|---|------------|---------|
|--------------------------|---------|---|---------------------------------------|---|------------|---------|

W x D x H



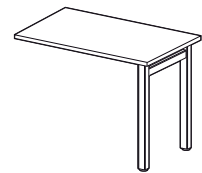
Overlap Desk w/Bookcase

| 24" deep | | | | | | |
|-----------------|------------------|-------|------|---------------|-----|--|
| ML7224POB | 72 x 24 x 29 | 94 | 10 | \$1185 | N/A | |
| | 1829 x 610 x 737 | 42.64 | 0.28 | | | |

| 30" deep | | | | | | |
|-----------------|------------------|-------|-------|---------------|-----|--|
| ML7230POB | 72 x 30 x 29 | 126 | 11.75 | \$1272 | N/A | |
| | 1829 x 762 x 737 | 57.15 | 0.33 | | | |

To overlap and be supported by low storage and 22.25"H shelving units. Includes one 12"D bookcase with an adjustable shelf, one 5 3/4" high H-leg support and laminate support spacer. Specify laminate finish for top and support spacer, laminate finish for bookcase and H-leg finish.

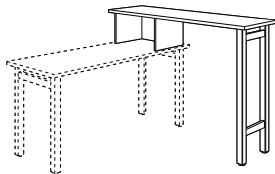
Alternative: May also be supported by a 1 1/2 high MVL steel storage unit with a 1" thick laminate top. Shipped easy to assemble in 3 cartons.



Return

| | | | | | |
|-----------|------------------|-------|------|--------------|--------------|
| ML3024RWL | 30 x 24 x 29 | 50 | 4 | \$404 | \$137 |
| | 762 x 610 x 737 | 22.68 | 0.11 | | |
| ML3624RWL | 36 x 24 x 29 | 55 | 4.2 | \$409 | \$141 |
| | 914 x 610 x 737 | 24.95 | 0.11 | | |
| ML4224RWL | 42 x 24 x 29 | 59 | 4.4 | \$441 | \$156 |
| | 1067 x 610 x 737 | 26.76 | 0.12 | | |
| ML4824RWL | 48 x 24 x 29 | 64 | 4.6 | \$449 | \$160 |
| | 1219 x 610 x 737 | 29.03 | 0.13 | | |
| ML5424RWL | 54 x 24 x 29 | 67 | 4.7 | \$480 | \$176 |
| | 1372 x 610 x 737 | 30.39 | 0.13 | | |

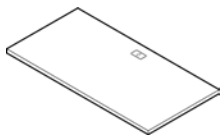
Connects flush to freestanding desk, table desk and credenza. One leg included. Connecting hardware included. Shipped easy to assemble in 2 cartons.



Sit-Stand Return

| | | | | | |
|-----------|-------------------|-------|------|--------------|-----|
| ML5418SRL | 54 x 18 x 42 | 86 | 4.2 | \$645 | N/A |
| | 1372 x 457 x 1067 | 39.01 | 0.11 | | |
| ML6018SRL | 60 x 18 x 42 | 94 | 4.4 | \$675 | N/A |
| | 1524 x 457 x 1067 | 42.64 | 0.12 | | |
| ML6618SRL | 66 x 18 x 42 | 102 | 4.5 | \$704 | N/A |
| | 1676 x 457 x 1067 | 46.27 | 0.12 | | |
| ML7218SRL | 72 x 18 x 42 | 110 | 4.7 | \$721 | N/A |
| | 1829 x 457 x 1067 | 49.9 | 0.13 | | |

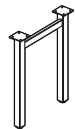
Use with table desk MLxxxDWL to create two-tier fixed height workstation. Integral desk top storage nook. Reversible for left or right hand configurations. Shipped easy to assemble in 2 cartons.



Bridge Top

| | | | | | |
|---------|-----------------|-------|------|--------------|-----|
| ML3624B | 36 x 24 x 1 | 35 | 2 | \$220 | N/A |
| | 914 x 610 x 25 | 15.88 | 0.05 | | |
| ML4224B | 42 x 24 x 1 | 40 | 2 | \$245 | N/A |
| | 1067 x 610 x 25 | 18.14 | 0.05 | | |
| ML4824B | 48 x 24 x 1 | 44 | 2 | \$259 | N/A |
| | 1219 x 610 x 25 | 19.96 | 0.05 | | |


Connects flush between two freestanding units with full end gables or two H-legs. Shipped easy to assemble in 1 carton.



H-Leg

| | | | | | |
|---------|-----------------|------|------|--------------|-----|
| ML24LEG | 23 x 4 x 28 | 19 | 3 | \$127 | N/A |
| | 584 x 102 x 711 | 8.62 | 0.08 | | |

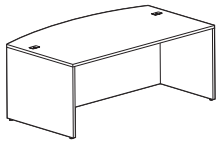
For use with 24" deep tops only and up to 54" wide (additional support required for tops over 54" wide). Shipped assembled in 1 carton.

| TABLES DESK & COMPONENTS | MODEL # | DIMENSIONS ^{IN} _{MM} | WEIGHT ^{LB} _{KG} | VOLUME ^{FT³} _{MT³} | LIST PRICE |
|---|-----------|---|---------------------------------------|---|--------------|
|  | ML4812MPT | 42 x 0.68 x 12 <i>1067 x 17 x 305</i> | 24 <i>10.89</i> | 1 <i>0.02</i> | \$196 |
| | ML5412MPT | 48 x 0.68 x 12 <i>1219 x 17 x 305</i> | 26 <i>11.79</i> | 1 <i>0.02</i> | \$202 |
| | ML6012MPT | 54 x 0.68 x 12 <i>1372 x 17 x 305</i> | 28 <i>12.7</i> | 1 <i>0.02</i> | \$210 |
| | ML6612MPT | 60 x 0.68 x 12 <i>1524 x 17 x 305</i> | 32 <i>14.51</i> | 1.5 <i>0.04</i> | \$215 |
| | ML7212MPT | 66 x 0.68 x 12 <i>1676 x 17 x 305</i> | 27 <i>12.25</i> | 1.5 <i>0.04</i> | \$222 |

Modesty Panel for Table Desks

ML4812MPT can be used with ML4824DWL.
 ML5412MPT can be used with ML5424DWL.
 ML6012MPT can be used with ML6030DWL and ML6024DWL.
 ML6612MPT can be used with ML6630DWL and ML6624DWL.
 ML7212MPT can be used with ML7230DWL and ML7224DWL.
 To be secured to H-leg tabs with wood screws provided, pilot holes pre-drilled.
 Shipped in 1 carton.

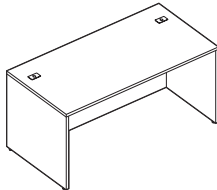
| DESKS | MODEL # | DIMENSIONS ^{IN} _{MM} | WEIGHT ^{LB} _{KG} | VOLUME ^{FT³} _{MT³} | LIST PRICE |
|-------|---------|---|---------------------------------------|---|------------|
|-------|---------|---|---------------------------------------|---|------------|



Bow Desk

| | W x D x H | | | |
|----------|----------------------------------|--------------|-----------|--------------|
| ML7242BD | 72 x 36 x 29 1829 x 914 x 737 | 176 79.83 | 7 0.19 | \$941 |

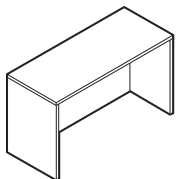
Bow desk with two wire grommets and a full modesty panel. Modesty panel recessed 6.5" at both ends and 12" on center. Shipped easy to assemble in 1 carton.



Rectangular Desk

| | | | | |
|---------|----------------------------------|--------------|-------------|--------------|
| ML6030D | 60 x 30 x 29 1524 x 762 x 737 | 125 56.7 | 4.5 0.12 | \$506 |
| ML6630D | 66 x 30 x 29 1676 x 762 x 737 | 132 59.87 | 5 0.14 | \$539 |
| ML7230D | 72 x 30 x 29 1829 x 762 x 737 | 157 71.21 | 5.5 0.15 | \$592 |
| ML7236D | 72 x 36 x 29 1829 x 914 x 737 | 160 72.57 | 6 0.16 | \$626 |

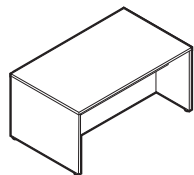
Rectangular desks with two wire grommets and a full modesty panel.
30" deep - modesty panel recessed 4.3".
36" deep - modesty panel recessed 5.0".
Shipped easy to assemble in 1 carton.



Space Saver Desks, Single Sided

| | | | | |
|------------|----------------------------------|---------------|-------------|--------------|
| ML482028CT | 48 x 20 x 28 1219 x 508 x 711 | 73.4 33.29 | 2.8 0.07 | \$560 |
| ML542028CT | 54 x 20 x 28 1372 x 508 x 711 | 83.1 37.69 | 3.2 0.09 | \$589 |
| ML602028CT | 60 x 20 x 28 1524 x 508 x 711 | 92.9 42.14 | 3.5 0.09 | \$611 |

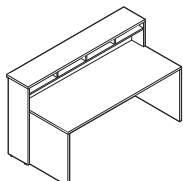
28"H overall. 20"D surface ideal as touchdown space with option to include desktop power unit. Inset back to accommodate cable management. Optional cut-out to accommodate Cove mini power unit; power unit to be ordered separately (see page 127). Cut-out options: FOG1 (left), FOG2 (centered) or FOG3 (right). Best suited for use with Craft lounge series, refer to seating section of the price list pages 27-29 or other occasional seating. Shipped easy to assemble in 1 carton.



Community Desks, Double Sided

| | | | | |
|------------|----------------------------------|----------------|-------------|--------------|
| ML483628CT | 48 x 36 x 28 1219 x 914 x 711 | 130.1 59.01 | 4.2 0.11 | \$815 |
| ML543628CT | 54 x 36 x 28 1372 x 914 x 711 | 140.1 63.55 | 4.3 0.12 | \$848 |
| ML603628CT | 60 x 36 x 28 1524 x 914 x 711 | 150.1 68.08 | 4.8 0.13 | \$886 |

28"H overall. Ideal for use in common areas as a casual meeting or workspace; accommodates users on either side. Center modesty panel is short to the underside of top by 6.5" with two support channels on either side of modesty creating a cavity for addition of power units and cable management. Optional FOG1, FOG2 or FOG3 surface grommets also may accommodate Cove mini power unit; power unit to be ordered separately (see page 127). Side pass-through grommets are optional (Options: PTL pass-through left side, PTR pass-through right side or PT2 pass-through both sides). Best suited for use with Craft lounge series, refer to seating section of the price list pages 27-29. Shipped easy to assemble in 1 carton.



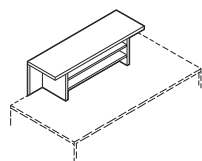
Reception Desk

| | | | | |
|---------|-------------------------------------|---------------|-----------|---------------|
| ML72MRD | 72 x 36.5 x 42 1829 x 927 x 1067 | 300 136.08 | 32 0.9 | \$3406 |
|---------|-------------------------------------|---------------|-----------|---------------|

When specifying two finishes: First finish: mantle top and desk worksurface. Second finish: vertical surfaces and pigeon holes.

Includes desk, reception mantle, glass panel mounted onto White melamine, light kit and four pigeon holes. Desk and mantle do not attach. Desk shipped easy to assemble in 1 carton. Mantle shipped easy to assemble in 2 carton.

DESKS **MODEL #** **DIMENSIONS** ^{IN}/_{MM} **WEIGHT** ^{LB}/_{KG} **VOLUME** ^{FT³}/_{MT³} **LIST PRICE**

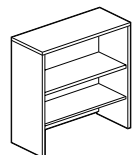


Reception Desk Top

| W x D x H | | | | | |
|-----------|-------------------------|--------------|-------------|--------------|--|
| ML36RT | 36 x 13 x 13 | 50 | 2.5 | \$493 | |
| | <i>914 x 330 x 330</i> | <i>22.68</i> | <i>0.07</i> | | |
| ML42RT | 42 x 13 x 13 | 66 | 3 | \$539 | |
| | <i>1067 x 330 x 330</i> | <i>29.94</i> | <i>0.08</i> | | |

Reception desk top that fits onto worksurfaces. Two shelves. Includes two-sided tape.
Note: 13" high above surface, 17" high overall. Shipped easy to assemble in 1 carton.

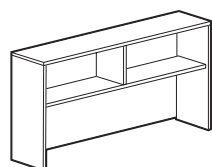
HUTCHES



Hutch - 36"

| | | | | | |
|--------|------------------------|--------------|-------------|--------------|--|
| ML36HO | 36 x 15 x 36 | 90 | 4 | \$564 | |
| | <i>914 x 381 x 914</i> | <i>40.82</i> | <i>0.11</i> | | |

ML36HO has a fixed center shelf and an adjustable lower shelf. Predrilled to accommodate glazed (ML36PHGD) or laminate (ML36PHLD) doors. Shipped easy to assemble in 1 carton.

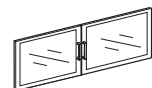


Hutch - 66" and 72"

| | | | | | |
|--------|-------------------------|--------------|-------------|--------------|--|
| ML66HO | 66 x 15 x 36 | 132 | 5 | \$687 | |
| | <i>1676 x 381 x 914</i> | <i>59.87</i> | <i>0.14</i> | | |
| ML72HO | 72 x 15 x 36 | 140 | 6 | \$720 | |
| | <i>1829 x 381 x 914</i> | <i>63.5</i> | <i>0.16</i> | | |

ML72HO and ML66HO have fixed shelf dividers. Can be used on any straight worksurface. 20" of clearance between worksurface and bottom of hutch. Predrilled to accommodate glazed or laminate doors. Shipped easy to assemble in 1 carton.

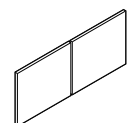
HUTCH DOORS



Glazed Doors

| | | | | | |
|----------|-----------------------|-------------|-------------|--------------|--|
| ML33DRAG | 31.8 x 0.8 x 14.5 | 8 | 1.5 | \$636 | |
| | <i>808 x 20 x 368</i> | <i>3.63</i> | <i>0.04</i> | | |
| ML36DRAG | 34.8 x 0.8 x 14.5 | 10 | 1.5 | \$656 | |
| | <i>884 x 20 x 368</i> | <i>4.54</i> | <i>0.04</i> | | |

Set of two glazed doors for one side of hutch. Hinges included. Non locking. Not intended for use with laminate doors. Shipped in 1 carton.
ML33DRAG - Set of 2 doors for ML66HO with a total width of 33". ML36DRAG - Set of 2 doors for ML72HO with a total width of 36".



Laminate Doors

| | | | | | |
|---------|-----------------------|-------------|-------------|--------------|--|
| ML33DRL | 31.8 x 0.7 x 15 | 18 | 2 | \$132 | |
| | <i>808 x 18 x 381</i> | <i>8.16</i> | <i>0.05</i> | | |
| ML36DRL | 34.8 x 0.7 x 15 | 20 | 2 | \$137 | |
| | <i>884 x 18 x 381</i> | <i>9.07</i> | <i>0.05</i> | | |

Set of two laminate doors for one side of hutch. Laminate door kit extends slightly beyond hutch case to offer finger pull opening. Hinges included. Non locking. Not intended for use with glazed doors. Shipped in 1 carton.
ML33DRL - Set of 2 doors for ML66HO with a total width of 33". ML36DRL - Set of 2 doors for ML72HO with a total width of 36".



Glazed Doors for 36" Hutch

| | | | | | |
|----------|-----------------------|--------------|-------------|---------------|--|
| ML36PHGD | 34.8 x 0.8 x 34.8 | 45 | 1.5 | \$1212 | |
| | <i>884 x 20 x 884</i> | <i>20.41</i> | <i>0.04</i> | | |

Set of two aluminum framed glazed doors that fit onto 36" wide hutch only. Handles included. Non locking. Shipped in 1 carton.

HUTCH DOORS **MODEL #** **DIMENSIONS** **WEIGHT** **VOLUME** **LIST PRICE**

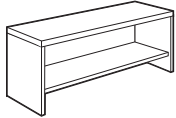


Laminate Doors for 36" Hutch

| | W x D x H | | | |
|----------|-----------------------|--------------|-------------|--------------|
| ML36PHLD | 34.8 x 0.7 x 34.8 | 35 | 0.75 | \$309 |
| | <i>884 x 18 x 884</i> | <i>15.88</i> | <i>0.02</i> | |

Set of two laminate doors that fit onto 36" wide hutch only. Handles included. Non locking. Shipped in 1 carton.

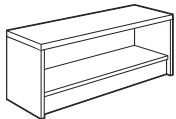
DESKTOP STORAGE



Desktop Storage - Low Open

| | | | | |
|----------|-------------------------|--------------|-------------|--------------|
| ML36LDTS | 36 x 12 x 12 | 50 | 0.7 | \$505 |
| | <i>914 x 305 x 305</i> | <i>22.68</i> | <i>0.01</i> | |
| ML42LDTS | 42 x 12 x 12 | 59 | 0.8 | \$552 |
| | <i>1067 x 305 x 305</i> | <i>26.76</i> | <i>0.02</i> | |
| ML48LDTS | 48 x 12 x 12 | 69 | 0.9 | \$580 |
| | <i>1219 x 305 x 305</i> | <i>31.3</i> | <i>0.02</i> | |
| ML54LDTS | 54 x 12 x 12 | 80 | 1 | \$618 |
| | <i>1372 x 305 x 305</i> | <i>36.29</i> | <i>0.02</i> | |

Desktop storage secures with double sided tape included to surface mounting on. Inside clearance 7.25"H, 3"H open bottom. 54" wide unit has a center vertical divider. Shipped assembled in 1 carton.

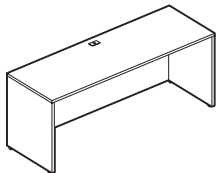


Desktop Storage with Fascia

| | | | | |
|-----------|-------------------------|--------------|-------------|--------------|
| ML36LDTSF | 36 x 12 x 12 | 54 | 0.7 | \$523 |
| | <i>914 x 305 x 305</i> | <i>24.49</i> | <i>0.01</i> | |
| ML42LDTSF | 42 x 12 x 12 | 63 | 0.8 | \$573 |
| | <i>1067 x 305 x 305</i> | <i>28.58</i> | <i>0.02</i> | |
| ML48LDTSF | 48 x 12 x 12 | 73 | 0.9 | \$603 |
| | <i>1219 x 305 x 305</i> | <i>33.11</i> | <i>0.02</i> | |
| ML54LDTSF | 54 x 12 x 12 | 84 | 1 | \$639 |
| | <i>1372 x 305 x 305</i> | <i>38.1</i> | <i>0.02</i> | |

Desktop storage secures with double sided tape included to surface mounting on. 54" wide unit has a center vertical divider. Inside clearance 7.25"H, fascia is optional with cut-out to accommodate Cove mini power unit MVCOVSM2B/S or MVCOVMS1UB/S; power unit to be ordered separately (see page 127). Cut-out options: FOG1 (left), FOG2 (centered) or FOG3 (right). MLxLDTSF back is short to allow cable from power unit to pass through back. Shipped assembled in 1 carton.

CREDENZAS

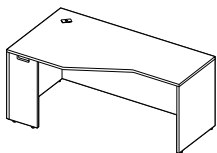


Credenza - Rectangular

| | | | | |
|---------|-------------------------|--------------|-------------|--------------|
| ML7224C | 72 x 24 x 29 | 123 | 3.9 | \$557 |
| | <i>1829 x 610 x 737</i> | <i>55.79</i> | <i>0.11</i> | |
| ML6624C | 66 x 24 x 29 | 117 | 3.5 | \$498 |
| | <i>1676 x 610 x 737</i> | <i>53.07</i> | <i>0.09</i> | |

Rectangular credenza with a surface wire grommet and a modesty panel wire grommet. Flush and full height modesty panel. Optional 12"H modesty panel available, please specify **(12)**. Shipped easy to assemble in 1 carton.

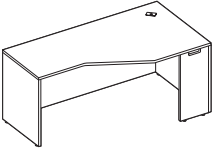
EXTENDED CORNER CREDENZAS



Extended Corner Credenza - LEFT

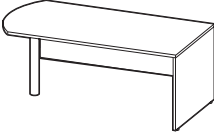
| | | | | |
|-----------|-------------------------|--------------|-------------|--------------|
| ML6636CEL | 66 x 36 x 29 | 142 | 5.5 | \$689 |
| | <i>1676 x 914 x 737</i> | <i>64.41</i> | <i>0.15</i> | |
| ML7236CEL | 72 x 36 x 29 | 150 | 6 | \$782 |
| | <i>1829 x 914 x 737</i> | <i>68.04</i> | <i>0.16</i> | |

Narrow and full gables. Narrow end gable can be connected to 24"D return or flush bridge. Full end panel cannot be connected. Corner wire grommet. Optional 12"H modesty panel available, please specify **(12)**. Shipped easy to assemble in 1 carton.

| EXTENDED CORNER CRENZAS | MODEL # | DIMENSIONS ^{IN} _{MM} | WEIGHT ^{LB} _{KG} | VOLUME ^{FT³} _{MT³} | LIST PRICE |
|---|-----------|---|---------------------------------------|---|--------------|
|  | ML6636CER | 66 x 36 x 29 | 142 | 5.5 | \$689 |
| | | <i>1676 x 914 x 737</i> | <i>64.41</i> | <i>0.15</i> | |
| | ML7236CER | 72 x 36 x 29 | 150 | 6 | \$782 |
| | | <i>1829 x 914 x 737</i> | <i>68.04</i> | <i>0.16</i> | |

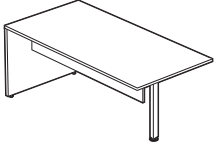
Extended Corner Credenza - RIGHT

Narrow and full gables. Narrow end gable can be connected to 24"D return or flush bridge. Full end panel cannot be connected. Corner wire grommet. Full height modesty panel. Optional 12"H modesty panel available, please specify (12). Shipped easy to assemble in 1 carton.

| ISLANDS WITH MODESTY | | | | | |
|---|----------|-------------------------|--------------|-------------|--------------|
|  | ML6630DM | 66 x 30 x 29 | 40.8 | 3.84 | \$625 |
| | | <i>1676 x 762 x 737</i> | <i>18.51</i> | <i>0.1</i> | |
| | ML7236DM | 72 x 36 x 29 | 105.8 | 4.84 | \$735 |
| | | <i>1829 x 914 x 737</i> | <i>47.99</i> | <i>0.13</i> | |

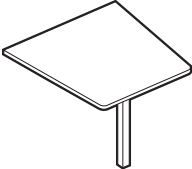
"D" Island w/Square Post Leg

Square post and modesty panel with 16" clearance. No grommet. Must be connected. Reversible. Shipped easy to assemble in 2 cartons.

| | | | | | |
|---|----------|-------------------------|--------------|-------------|--------------|
|  | ML6630RM | 66 x 30 x 29 | 41.8 | 4.34 | \$625 |
| | | <i>1676 x 762 x 737</i> | <i>18.96</i> | <i>0.12</i> | |
| | ML7236RM | 72 x 36 x 29 | 105.8 | 4.84 | \$735 |
| | | <i>1829 x 914 x 737</i> | <i>47.99</i> | <i>0.13</i> | |

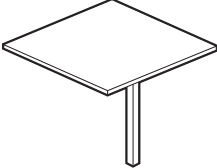
Rectangular Island w/Square Post Leg

Square post and modesty panel with 16" clearance. No grommet. Must be connected. Reversible. Shipped easy to assemble in 2 cartons.

| ISLANDS WITHOUT MODESTY | | | | | |
|---|----------|--------------------------|--------------|-------------|--------------|
|  | ML3636WI | 36 x 36 x 29 | 35.8 | 2.34 | \$468 |
| | | <i>914 x 914 x 737</i> | <i>16.24</i> | <i>0.06</i> | |
| | ML4242WI | 42 x 42 x 29 | 45.8 | 3.04 | \$562 |
| | | <i>1067 x 1067 x 737</i> | <i>20.77</i> | <i>0.08</i> | |

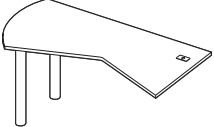
Wedge Island - Square Post Leg

36" or 42" wide where surface connects. Use to create a collaborative huddle table with open shelf ML36290S or ML42290S. Connecting hardware included. Shipped easy to assemble in 2 cartons.

| | | | | | |
|---|----------|--------------------------|--------------|-------------|--------------|
|  | ML3636SI | 36 x 36 x 29 | 37.8 | 2.34 | \$452 |
| | | <i>914 x 914 x 737</i> | <i>17.15</i> | <i>0.06</i> | |
| | ML4242SI | 42 x 42 x 29 | 47.8 | 3.04 | \$545 |
| | | <i>1067 x 1067 x 737</i> | <i>21.68</i> | <i>0.08</i> | |

Square Island - Square Post Leg

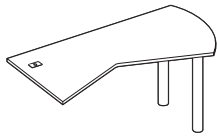
36" or 42" wide where surface connects. Use to create a collaborative huddle table with open shelf ML36290S or ML42290S. Connecting hardware included. Shipped easy to assemble in 2 cartons.

| | | | | | |
|---|----------|-------------------------|-------------|-------------|--------------|
|  | ML6030PL | 60 x 30 x 29 | 20.6 | 1.68 | \$604 |
| | | <i>1524 x 762 x 737</i> | <i>9.34</i> | <i>0.04</i> | |

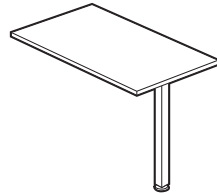
Delta Island w/Square Post Legs - LEFT

30"D where surface connects. Corner wire grommet. Two square posts. Connecting hardware included. Optional modesty panel available. Shipped easy to assemble in 3 cartons.

ISLANDS WITHOUT MODESTY



Delta Island w/Square Post Legs - RIGHT



Rectangular Island w/Square Post Leg

| MODEL # | DIMENSIONS ^{IN} _{MM} | WEIGHT ^{LB} _{KG} | VOLUME ^{FT³} _{MT³} | LIST PRICE |
|----------|---|---------------------------------------|---|--------------|
| ML6030PR | 60 x 30 x 29 | 20.6 | 1.68 | \$604 |
| | 1524 x 762 x 737 | 9.34 | 0.04 | |

30"D where surface connects. Corner wire grommet. Two square posts. Connecting hardware included. Optional modesty panel available. Shipped easy to assemble in 3 cartons.

| | | | | |
|----------|------------------|------|------|--------------|
| ML4224RI | 42 x 24 x 29 | 15.8 | 1.34 | \$475 |
| | 1067 x 610 x 737 | 7.17 | 0.03 | |
| ML4824RI | 48 x 24 x 29 | 17.8 | 1.34 | \$507 |
| | 1219 x 610 x 737 | 8.07 | 0.03 | |

24"D where surface connects. One square post. Connecting hardware included. Optional modesty panel available. Reversible. Shipped easy to assemble in 2 cartons.

MODESTY PANELS

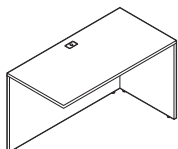


Modesty Panel for Island Surfaces

| | W x D x H | | | |
|----------|-----------------|-------|------|--------------|
| ML4212MP | 32 x 0.68 x 12 | 15 | 0.65 | \$185 |
| | 813 x 17 x 305 | 6.8 | 0.01 | |
| ML4812MP | 38 x 0.68 x 12 | 20 | 0.75 | \$216 |
| | 965 x 17 x 305 | 9.07 | 0.02 | |
| ML6012MP | 45 x 0.68 x 12 | 25 | 1 | \$220 |
| | 1143 x 17 x 305 | 11.34 | 0.02 | |

ML4212MP can be used with ML4224RI. ML4812MP can be used with ML4824RI. ML6012MP can be used with ML6030PL and ML6030PR. Shipped easy to assemble in 1 carton.

RETURNS

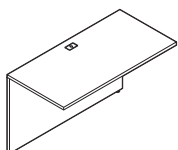


Return

| | | | | |
|---------|------------------|-------|------|--------------|
| ML3024R | 30 x 24 x 29 | 61 | 2.5 | \$468 |
| | 762 x 610 x 737 | 27.67 | 0.07 | |
| ML3624R | 36 x 24 x 29 | 68 | 3 | \$482 |
| | 914 x 610 x 737 | 30.84 | 0.08 | |
| ML4224R | 42 x 24 x 29 | 76 | 3.5 | \$499 |
| | 1067 x 610 x 737 | 34.47 | 0.09 | |
| ML4824R | 48 x 24 x 29 | 85 | 4 | \$505 |
| | 1219 x 610 x 737 | 38.56 | 0.11 | |

For use with rectangular desks, credenzas and corner credenzas. Two grommets. Reversible. Optional 12"H modesty panel available, please specify (12). Shipped easy to assemble in 1 carton.

BRIDGES



Bridge

| | | | | |
|----------|------------------|-------|------|--------------|
| ML3624FB | 36 x 24 x 29 | 55 | 2 | \$416 |
| | 914 x 610 x 737 | 24.95 | 0.05 | |
| ML4224FB | 42 x 24 x 29 | 65 | 2.5 | \$431 |
| | 1067 x 610 x 737 | 29.48 | 0.07 | |
| ML4824FB | 48 x 24 x 29 | 75 | 3 | \$446 |
| | 1219 x 610 x 737 | 34.02 | 0.08 | |

To create a "U" shape by connecting two units with full end gables. Two wire grommets. Connecting hardware included. Optional 12"H modesty panel available, please specify (12). Shipped easy to assemble in 1 carton.

MOBILE PEDESTALS

| MODEL # | DIMENSIONS ^{IN} _{MM} | WEIGHT ^{LB} _{KG} | VOLUME ^{FT³} _{MT³} | LIST PRICE |
|------------|---|---------------------------------------|---|--------------|
| | W x D x H | | | |
| MLMP22BF | 16 x 22 x 23 406 x 559 x 584 | 80 36.29 | 7 0.19 | \$754 |
| MLMP1222BF | 12 x 22 x 23 305 x 559 x 584 | 69 31.3 | 5.4 0.15 | \$715 |



Box/File Mobile Pedestal

One box drawer and one front locking file drawer. Supported by five casters with two front locking casters. 16"W file drawer includes pencil tray and accommodates front-to-back letter size or side-to-side legal size files; 12"W space saver pedestal file drawer accommodates legal size files for side-to-side filing only. Optional cushion available for 16"W box/file pedestal. Shipped assembled in 1 carton.

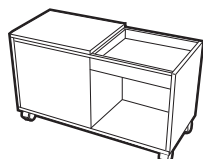
Limited Lifetime Warranty (5-year exceptions apply - see page 146).
Weight capacity for this series is 300 lbs.



Box/Box/File Mobile Pedestal

| | | | | |
|-------------|---------------------------------|-------------|-------------|--------------|
| MLMP22BBF | 16 x 22 x 27 406 x 559 x 686 | 95 43.09 | 8 0.22 | \$859 |
| MLMP1222BBF | 12 x 22 x 27 305 x 559 x 686 | 82 37.19 | 5.4 0.15 | \$823 |

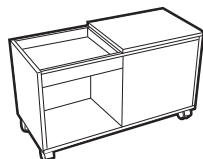
Two box drawers and one front locking file drawer. Front locking casters. 16"W file drawer includes pencil tray and accommodates front-to-back letter size or side-to-side legal size files; 12"W space saver pedestal file drawer accommodates legal size files for side-to-side filing only. Sits flush with user edge under 30"D table desks with or without modesty panel or 24"D returns without modesty panel. Does not sit flush under 24"D table desk. Shipped assembled in 1 carton.



Mobile Ped Buddy - LEFT

| | | | | |
|----------|---------------------------------|-------------|--------------|--------------|
| MLMPB34L | 16 x 34 x 20 406 x 864 x 508 | 62 28.12 | 8.75 0.24 | \$921 |
|----------|---------------------------------|-------------|--------------|--------------|

All laminate construction with a Brushed Chrome trim. Accepts legal or letter hanging file folders in file box; **right** side is split with an upper open box and a lower open shelf ideal for neatly storing reference materials, larger personal items or a recycling bin within a workspace. Sliding top conceals or exposes one side or the other and accepts an optional cushion to provide extra seating for guests. Shipped assembled in 1 carton.



Mobile Ped Buddy - RIGHT

| | | | | |
|----------|---------------------------------|-------------|--------------|--------------|
| MLMPB34R | 16 x 34 x 20 406 x 864 x 508 | 62 28.12 | 8.75 0.24 | \$921 |
|----------|---------------------------------|-------------|--------------|--------------|

All laminate construction with a Brushed Chrome trim. Accepts legal or letter hanging file folders in file box; **left** side is split with an upper open box and a lower open shelf ideal for neatly storing reference materials, larger personal items or a recycling bin within a workspace. Sliding top conceals or exposes one side or the other and accepts an optional cushion to provide extra seating for guests. Shipped assembled in 1 carton.





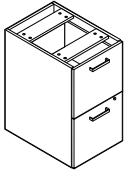
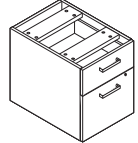
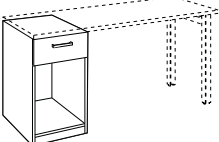
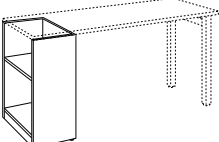
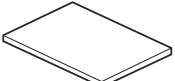
Cushion for Mobile Ped Buddy

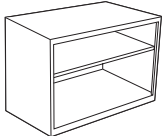
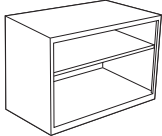
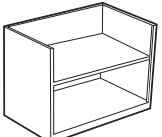
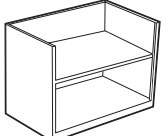
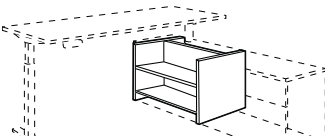
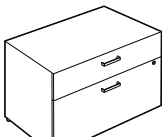
| | | | | |
|----------|-------------------------------------|------------|-------------|--------------|
| MLMPBC18 | 17.6 x 14.8 x 1.5 447 x 376 x 38 | 10 4.54 | 0.8 0.02 | \$141 |
|----------|-------------------------------------|------------|-------------|--------------|

For use with MLMPB34L or MLMPB34R. Available in all Global grade 1 seating textiles or in Luxhide bonded leather. 1 carton.

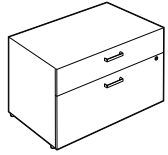
Limited Lifetime Warranty (5-year exceptions apply - see page 146).
In seating applications, weight capacity for this series is 300 lbs.

Alternate textile options: Graded-in textiles are available. No minimum quantities. Contact Customer Service for pricing.

| PEDESTALS | MODEL # | DIMENSIONS ^{IN} _{MM} | WEIGHT ^{LB} _{KG} | VOLUME ^{FT³} _{MT³} | LIST PRICE |
|---|---------|---|---------------------------------------|---|--------------|
|  <p>Cushion for Box/File Mobile Pedestal</p> | MLMPC22 | 16 x 22 x 2 | 8 | 0.9 | \$153 |
| | | 406 x 559 x 51 | 3.63 | 0.02 | |
| <p>For use with MLMP22BF only. Available in all Global grade 1 seating textiles or in Luxhide bonded leather. 1 carton.</p> <p>Limited Lifetime Warranty (5-year exceptions apply - see page 146). In seating applications, weight capacity for this series is 300 lbs.</p> <p>Alternate textile options: Graded-in textiles are available. No minimum quantities. Contact Customer Service for pricing.</p> | | | | | |
|  <p>Box/Box/File Pedestal</p> | ML22BBF | 16 x 22 x 28 | 82 | 6.84 | \$623 |
| | | 406 x 559 x 711 | 37.19 | 0.19 | |
| <p>Two box drawers and one front locking file drawer. Pencil tray included. For use with bow or rectangular desks, reception desks, returns or credenzas with laminate side gables. Can be moved to a left or right hand position. Top is open. File drawer accommodates front-to-back letter size or side-to-side legal size files. Shipped assembled in 1 carton.</p> | | | | | |
|  <p>File/File Pedestal</p> | ML22FF | 16 x 22 x 28 | 82 | 6.84 | \$603 |
| | | 406 x 559 x 711 | 37.19 | 0.19 | |
| <p>Two front locking file drawers. Pencil tray included. For use with bow or rectangular desks, reception desks, returns or credenzas with laminate side gables. Can be moved to a left or right position. Top is open. File drawer accommodates front-to-back letter size or side-to-side legal size files. Shipped assembled in 1 carton.</p> | | | | | |
|  <p>Hanging Box/File Pedestal</p> | ML22HBF | 16 x 22 x 19 | 65 | 5 | \$490 |
| | | 406 x 559 x 483 | 29.48 | 0.14 | |
| <p>One box drawer and one front locking file drawer. Pencil tray included. For use with bow or rectangular desks, reception desks, returns or credenzas with laminate side gables. Top is open. File drawer accommodates front-to-back letter size or side-to-side legal size files. Shipped assembled in 1 carton.</p> | | | | | |
|  <p>Open Shelf Pedestal</p> | ML24WPO | 16 x 24 x 28 | 40 | 7.1 | \$482 |
| | | 406 x 610 x 711 | 18.14 | 0.2 | |
| <p>Worksurface supporting open shelf with one personal non-locking drawer. For use with table desk kits MLxx24DTL only. Top is open. Shipped assembled in 1 carton, ready to attach to MLxx24DTL.</p> | | | | | |
|  <p>Side Bookcase Pedestal</p> | ML24WBC | 24 x 12 x 28 | 48 | 5.5 | \$591 |
| | | 610 x 305 x 711 | 21.77 | 0.15 | |
| <p>Worksurface supporting side access bookcase. For use with table desk kits MLxx24DTL only. Top is open. Shipped ready to assemble in 1 carton.</p> | | | | | |
|  <p>Pedestal Top</p> | ML22TOP | 16 x 22 x 1 | 9 | 1 | \$93 |
| | | 406 x 559 x 25 | 4.08 | 0.02 | |
| <p>Top for ML22BBF and ML22FF pedestals. Includes mounting hardware. 1 carton.</p> | | | | | |

| STORAGE UNITS | MODEL # | DIMENSIONS ^{IN} _{MM} | WEIGHT ^{LB} _{KG} | VOLUME ^{FT³} _{MT³} | LIST PRICE |
|---|------------|--|---------------------------------------|---|---------------|
|  <p>Low Shelf Unit w/Top</p> | ML2230COT | 30 x 24 x 22.25 <i>762 x 610 x 565</i> | 149 <i>67.59</i> | 10.73 <i>0.3</i> | \$704 |
| | ML2236COT | 36 x 24 x 22.25 <i>914 x 610 x 565</i> | 179 <i>81.19</i> | 12.79 <i>0.36</i> | \$721 |
| <p>24"D. Can be used as a freestanding shelf unit or to support overlap desk with leg or bookcase. One adjustable shelf. Specify top finish and chasis/shelf finish separately. Accepts ML2436C and ML2430C cushions. Shipped assembled in 1 carton.</p> | | | | | |
|  <p>Low Shelf Unit w/Top</p> | ML2230NOT | 30 x 19.25 x 22.25 <i>762 x 489 x 565</i> | 116 <i>52.62</i> | 8.71 <i>0.24</i> | \$683 |
| | ML2236NOT | 36 x 19.25 x 22.25 <i>914 x 489 x 565</i> | 138 <i>62.6</i> | 10.38 <i>0.29</i> | \$691 |
| <p>19.25"D. Can be used as a freestanding shelf unit or to support overlap desk with leg or bookcase. One adjustable shelf. Specify top finish and chasis/shelf finish separately. Accepts ML1936C and ML1930C cushions. Shipped assembled in 1 carton.</p> | | | | | |
|  <p>Low Shelf Unit - No Top</p> | ML2130CO | 30 x 24 x 21.25 <i>762 x 610 x 540</i> | 127 <i>57.61</i> | 10.27 <i>0.29</i> | \$620 |
| | ML2136CO | 36 x 24 x 21.25 <i>914 x 610 x 540</i> | 151 <i>68.49</i> | 12.25 <i>0.34</i> | \$636 |
| <p>24"D. Can be used to create a freestanding unit (two low storage units and a finished top). Can also support overlap desk with leg or bookcase. Shipped assembled in 1 carton.</p> | | | | | |
|  <p>Low Shelf Unit - No Top</p> | ML2130NO | 30 x 19.25 x 21.25 <i>762 x 489 x 540</i> | 98 <i>44.45</i> | 8.34 <i>0.23</i> | \$596 |
| | ML2136NO | 36 x 19.25 x 21.25 <i>914 x 489 x 540</i> | 117 <i>53.07</i> | 9.94 <i>0.28</i> | \$616 |
| <p>19.25"D. Can be used to create a freestanding unit (two low storage units and a finished top). Can also support overlap desk with leg or bookcase. Shipped assembled in 1 carton.</p> | | | | | |
|  <p>Low Shelf Inset Back - No Top</p> | ML2130NIBO | 30 x 19.25 x 21.25 <i>762 x 489 x 540</i> | 98 <i>44.45</i> | 8.34 <i>0.23</i> | \$623 |
| | ML2136NIBO | 36 x 19.25 x 21.25 <i>914 x 489 x 540</i> | 117 <i>53.07</i> | 9.94 <i>0.28</i> | \$643 |
| <p>19.25"D. To be used to create a freestanding credenza with height adjustable table integration. Inset back, no top. Use with low storage unit ML21xxNO or ML21xxNBF and notched top MLxx19NLTL or MLxx19NLTR to create credenza. Height adjustable table to be ordered separately. Shipped assembled in 1 carton.</p> | | | | | |
|  <p>Low Box/File w/Top</p> | ML2230BFT | 30 x 24 x 22.25 <i>762 x 610 x 565</i> | 165 <i>74.84</i> | 10.73 <i>0.3</i> | \$1028 |
| | ML2236BFT | 36 x 24 x 22.25 <i>914 x 610 x 565</i> | 197 <i>89.36</i> | 12.79 <i>0.36</i> | \$1067 |
| <p>24"D freestanding unit with one box drawer and one file drawer. Can also support overlap desk with leg or bookcase. Lock secures both drawers. Counterweight included. Specify top finish and chasis/drawer front finish separately. Shipped assembled in 1 carton.</p> | | | | | |

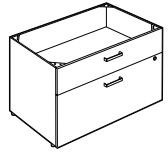
| STORAGE UNITS | MODEL # | DIMENSIONS ^{IN} _{MM} | WEIGHT ^{LB} _{KG} | VOLUME ^{FT³} _{MT³} | LIST PRICE |
|---------------|---------|---|---------------------------------------|---|------------|
|---------------|---------|---|---------------------------------------|---|------------|



Low Box/File w/Top

| | W x D x H | | | |
|-----------|---------------------------------------|--------------|---------------|---------------|
| ML230NBFT | 30 x 19.25 x 22.25 762 x 489 x 565 | 134 60.78 | 8.71 0.24 | \$999 |
| ML236NBFT | 36 x 19.25 x 22.25 914 x 489 x 565 | 160 72.57 | 10.38 0.29 | \$1038 |

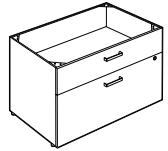
19.25"D freestanding unit with one box drawer and one file drawer. Can also support overlap desk with leg or bookcase. Lock secures both drawers. Counterweight included. Specify top finish and chasis/drawer front finish separately. Shipped assembled in 1 carton.



Low Box/File - No Top

| | | | | |
|----------|------------------------------------|--------------|---------------|--------------|
| ML2130BF | 30 x 24 x 21.25 762 x 610 x 540 | 141 63.96 | 10.27 0.29 | \$907 |
| ML2136BF | 36 x 24 x 21.25 914 x 610 x 540 | 167 75.75 | 12.25 0.34 | \$940 |

24"D. Can be used to create a freestanding unit (two low storage units and a finished top). One box drawer and one front file drawer. Can also support overlap desk with leg or bookcase. Lock secures both drawers. Shipped assembled in 1 carton.



Low Box/File - No Top

| | | | | |
|-----------|---------------------------------------|--------------|--------------|--------------|
| ML2130NBF | 30 x 19.25 x 21.25 762 x 489 x 540 | 114 51.71 | 8.34 0.23 | \$883 |
| ML2136NBF | 36 x 19.25 x 21.25 914 x 489 x 540 | 137 62.14 | 9.94 0.28 | \$911 |


19.25"D. Can be used to create a freestanding unit (two low storage units and a finished top). One box drawer and one front file drawer. Can also support overlap desk with leg or bookcase. Lock secures both drawers. Shipped assembled in 1 carton.



Lateral File - No Top

| | | | | |
|----------|---------------------------------|--------------|-----------|--------------|
| ML3622LF | 36 x 22 x 28 914 x 559 x 711 | 160 72.57 | 18 0.5 | \$951 |
|----------|---------------------------------|--------------|-----------|--------------|

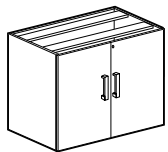
22"D. Fits under 24"D worksurface. Two front locking file drawers. File bars for front-to-back filing included. Shipped assembled in 1 carton.



Lateral File w/Top

| | | | | |
|-----------|---------------------------------|--------------|-----------|---------------|
| ML3624LFT | 36 x 24 x 29 914 x 610 x 737 | 165 74.84 | 18 0.5 | \$1087 |
|-----------|---------------------------------|--------------|-----------|---------------|

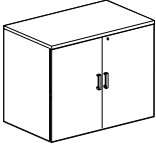
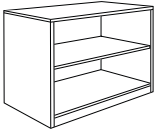
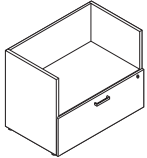

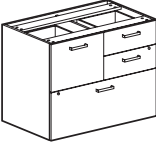


24"D. Two front locking file drawers. File bars for front-to-back filing included. Incorporates anti-tip feature - only one drawer can be opened at a time. Shipped assembled in 1 carton.



Storage Cabinet - No Top

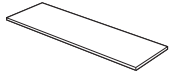
| | | | | |
|----------|---------------------------------|--------------|-----------|--------------|
| ML3622SC | 36 x 22 x 28 914 x 559 x 711 | 120 54.43 | 18 0.5 | \$718 |
|----------|---------------------------------|--------------|-----------|--------------|

22"D. Fits under 24"D worksurface. Two front locking doors. One adjustable shelf. Shipped assembled in 1 carton.

| STORAGE UNITS | MODEL # | DIMENSIONS ^{IN} _{MM} | WEIGHT ^{LB} _{KG} | VOLUME ^{FT³} _{MT³} | LIST PRICE |
|---|-----------|---|---------------------------------------|---|---------------|
|  <p>Storage Cabinet w/Top</p> | ML3624SCT | 36 x 24 x 29 | 125 | 18 | \$854 |
| | | <i>914 x 610 x 737</i> | <i>56.7</i> | <i>0.5</i> | |
| 24"D. Two front locking doors. One adjustable shelf. Shipped assembled in 1 carton. | | | | | |
|  <p>Open Shelf Storage</p> | ML3629OS | 36 x 24 x 29 | 113 | 16.1 | \$780 |
| | | <i>914 x 610 x 737</i> | <i>51.26</i> | <i>0.45</i> | |
|  <p>Open Shelf/Lateral Drawer - No Top</p> | ML4229OS | 42 x 24 x 29 | 132 | 18.1 | \$845 |
| | | <i>1067 x 610 x 737</i> | <i>59.87</i> | <i>0.51</i> | |
| 24"D. Units are open front and back. Use stand-alone or with wedge islands (ML3636WI, ML4242WI) or square islands (ML3636SI, ML4242SI) in corresponding width to create a collaborative huddle space. Centre fixed shelf. Shipped easy to assemble in 1 carton. | | | | | |
|  <p>Open Shelf/Lateral Drawer w/Top</p> | ML3622SL | 36 x 22 x 28 | 169 | 15.92 | \$888 |
| | | <i>914 x 559 x 711</i> | <i>76.66</i> | <i>0.45</i> | |
| 22"D. Fits under 24"D worksurface. One open shelf and one front locking lateral file drawer. Counterweight included. Shipped assembled in 1 carton. | | | | | |
|  <p>Multi-Storage Unit - No Top</p> | ML3624SLT | 36 x 24 x 29 | 172 | 16.47 | \$953 |
| | | <i>914 x 610 x 737</i> | <i>78.02</i> | <i>0.46</i> | |
| 24"D. One open shelf and one front locking lateral file drawer. Counterweight included. Specify top finish and chasis/drawer front finish separately. Shipped assembled in 1 carton. | | | | | |
|  <p>Multi-Storage Unit w/Top</p> | ML3622MS | 36 x 22 x 28 | 175 | 18 | \$976 |
| | | <i>914 x 559 x 711</i> | <i>79.38</i> | <i>0.5</i> | |
| 22"D. Fits under 24"D worksurface. One full width file drawer, one half width file drawer and two half width box drawers. All drawers lock. File bars for front-to-back filing included. Incorporates anti-tip feature - only one drawer can be opened at a time. Shipped assembled in 1 carton. | | | | | |
|  <p>Multi-Storage Unit w/Top</p> | ML3624MST | 36 x 24 x 29 | 180 | 18 | \$1113 |
| | | <i>914 x 610 x 737</i> | <i>81.65</i> | <i>0.5</i> | |
| 24"D. One full width file drawer, one half width file drawer and two half width box drawers. All drawers lock. File bars for front-to-back filing included. Incorporates anti-tip feature - only one drawer can be opened at a time. Shipped assembled in 1 carton. | | | | | |

STORAGE UNITS **MODEL #** **DIMENSIONS** ^{IN}/_{MM} **WEIGHT** ^{LB}/_{KG} **VOLUME** ^{FT³}/_{MT³} **LIST PRICE**

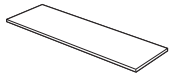
W x D x H



Top For 24"D Storage Unit

| | | | | |
|----------|---------------------------------------|--------------------|---------------------|--------------|
| ML3624LT | 36 x 24 x 1 <i>914 x 610 x 25</i> | 23 <i>10.43</i> | 1.5 <i>0.04</i> | \$127 |
| ML6024LT | 60 x 24 x 1 <i>1524 x 610 x 25</i> | 35 <i>15.88</i> | 1.91 <i>0.05</i> | \$194 |
| ML6624LT | 66 x 24 x 1 <i>1676 x 610 x 25</i> | 39 <i>17.69</i> | 2.08 <i>0.05</i> | \$199 |
| ML7224LT | 72 x 24 x 1 <i>1829 x 610 x 25</i> | 52 <i>23.59</i> | 2 <i>0.05</i> | \$208 |

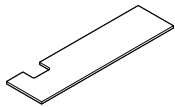
Single top for pair of 24"D storage units without tops. Ships with Titus connectors to secure to 24"D laminate storage. Shipped ready to assemble with storage unit in 1 carton.
60" for two 30"W units
66" for one 30"W and one 36"W units
72" for two 36"W units



Top For 19.25"D Storage Unit

| | | | | |
|----------|--|--------------------|---------------------|--------------|
| ML3019LT | 30 x 19.25 x 1 <i>762 x 489 x 25</i> | 14 <i>6.35</i> | 0.83 <i>0.02</i> | \$125 |
| ML3619LT | 36 x 19.25 x 1 <i>914 x 489 x 25</i> | 17 <i>7.71</i> | 0.97 <i>0.02</i> | \$132 |
| ML6019LT | 60 x 19.25 x 1 <i>1524 x 489 x 25</i> | 28 <i>12.7</i> | 1.53 <i>0.04</i> | \$192 |
| ML6619LT | 66 x 19.25 x 1 <i>1676 x 489 x 25</i> | 30 <i>13.61</i> | 1.67 <i>0.04</i> | \$197 |
| ML7219LT | 72 x 19.25 x 1 <i>1829 x 489 x 25</i> | 33 <i>14.97</i> | 1.81 <i>0.05</i> | \$204 |

Can be used to create a credenza. Single top for pair of 19.25"D storage units without tops. Ships with Titus connectors to secure to 19.25"D laminate storage and double-sided tape to secure to 19.25"D MVL metal storage. Shipped ready to assemble with storage unit in 1 carton.
60" for two 30"W tops
66" for one 30"W and one 36"W units
72" for two 36"W units
ML3619LT and ML3019LT for use with single 19.25"D low storage units.

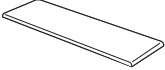


Left hand shown

Notched Top For 19.25"D Storage Unit

| | | | | |
|------------|--|--------------------|---------------------|--------------|
| ML6019NLTL | 60 x 19.25 x 1 <i>1524 x 489 x 25</i> | 28 <i>12.7</i> | 1.53 <i>0.04</i> | \$368 |
| ML6019NLTR | 60 x 19.25 x 1 <i>1524 x 489 x 25</i> | 28 <i>12.7</i> | 1.53 <i>0.04</i> | \$368 |
| ML7219NLTL | 72 x 19.25 x 1 <i>1829 x 489 x 25</i> | 33 <i>14.97</i> | 1.81 <i>0.05</i> | \$436 |
| ML7219NLTR | 72 x 19.25 x 1 <i>1829 x 489 x 25</i> | 33 <i>14.97</i> | 1.81 <i>0.05</i> | \$436 |

Notched top to create a freestanding credenza with integrated height adjustable table base. Use with low storage unit ML21xxNIBO. Specify code ending in **(L)** for **left** side integration or **(R)** for **right** side. Shipped ready to assemble with storage unit in 1 carton.

| STORAGE UNITS | MODEL # | DIMENSIONS ^{IN} _{MM} | WEIGHT ^{LB} _{KG} | VOLUME ^{FT³} _{MT³} | LIST PRICE |
|---|----------|---|---------------------------------------|---|--------------|
|  | MVL1930C | 30 x 19.25 x 2 <i>762 x 489 x 51</i> | 11 <i>4.99</i> | 1.3 <i>0.03</i> | \$250 |
| | MVL1936C | 36 x 19.25 x 2 <i>914 x 489 x 51</i> | 13 <i>5.9</i> | 2.6 <i>0.07</i> | \$286 |
| | MVL1960C | 60 x 19.25 x 2 <i>1524 x 489 x 51</i> | 20 <i>9.07</i> | 2.6 <i>0.07</i> | \$460 |
| | MVL1966C | 66 x 19.25 x 2 <i>1676 x 489 x 51</i> | 16 <i>7.26</i> | 5.2 <i>0.14</i> | \$496 |
| | MVL1972C | 72 x 19.25 x 2 <i>1829 x 489 x 51</i> | 22 <i>9.98</i> | 2.4 <i>0.06</i> | \$532 |


Cushion For Low Storage - 19.25"D

Cushions for 19.25"D low storage. Storage must have a finished laminate top to accept the cushion. Waterfall front and back edge, attaches with Velcro strips (supplied). Can be upholstered in all OTG seating fabrics including Luxhide finishes in polyurethane (PU) mock leather (see page 142). Shipped assembled in 1 carton.

Limited Lifetime Warranty (5-year exceptions apply - see page 146).

In seating applications, weight capacity for this series is 300 lbs.

Alternate textile options: Graded-in textiles are available. No minimum quantities. Contact Customer Service for pricing.

| | | | | | |
|---|---------|---------------------------------------|-----------------------|--------------------|--------------|
|  | ML2430C | 30 x 24 x 2 <i>762 x 610 x 51</i> | 15.5 <i>7.03</i> | 1.6 <i>0.04</i> | \$261 |
| | ML2436C | 36 x 24 x 2 <i>914 x 610 x 51</i> | 14.5 <i>6.58</i> | 1.9 <i>0.05</i> | \$297 |
| | ML2460C | 60 x 24 x 2 <i>1524 x 610 x 51</i> | 20 <i>9.07</i> | 5.2 <i>0.14</i> | \$471 |
| | ML2466C | 66 x 24 x 2 <i>1676 x 610 x 51</i> | 21 <i>9.53</i> | 5.2 <i>0.14</i> | \$507 |
| | ML2472C | 72 x 24 x 2 <i>1829 x 610 x 51</i> | 22.25 <i>10.09</i> | 5.2 <i>0.14</i> | \$543 |

Cushion For Low Storage - 24"D

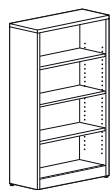
Cushions for 24"D low storage. Storage must have a finished laminate top to accept the cushion. Waterfall front and back edge, attaches with Velcro strips (supplied). Can be upholstered in all OTG seating fabrics including Luxhide finishes in polyurethane (PU) mock leather (see page 142). Shipped assembled in 1 carton.

Limited Lifetime Warranty (5-year exceptions apply - see page 146).

In seating applications, weight capacity for this series is 300 lbs.

Alternate textile options: Graded-in textiles are available. No minimum quantities. Contact Customer Service for pricing.

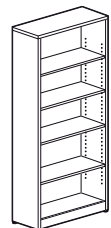
BOOKCASES



Bookcase

| | | | | |
|--------|---|---------------------|------------------|--------------|
| ML48BC | 30 x 12 x 48 <i>762 x 305 x 1219</i> | 120 <i>54.43</i> | 3 <i>0.08</i> | \$508 |
|--------|---|---------------------|------------------|--------------|

48"H. Three adjustable 1¹/₁₆" thick shelves. Four levelers. Shipped easy to assemble in 1 carton.



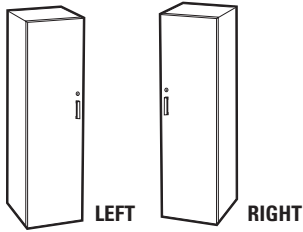
Bookcase

| | | | | |
|--------|---|---------------------|------------------|--------------|
| ML65BC | 30 x 12 x 65 <i>762 x 305 x 1651</i> | 155 <i>70.31</i> | 4 <i>0.11</i> | \$656 |
|--------|---|---------------------|------------------|--------------|

65"H. One fixed shelf and three adjustable. 1¹/₁₆" thick shelves. Four levelers. Shipped easy to assemble in 1 carton.

WARDROBES **MODEL #** **DIMENSIONS** ^{IN}/_{MM} **WEIGHT** ^{LB}/_{KG} **VOLUME** ^{FT³}/_{MT³} **LIST PRICE**

W x D x H

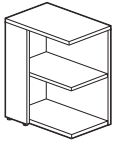


Personal Wardrobe

| | | | | |
|-----------|----------------------------------|--------------|-----------|---------------|
| ML6518WDL | 18 x 24 x 65 457 x 610 x 1651 | 175 79.38 | 18 0.5 | \$1010 |
| ML6518WDR | 18 x 24 x 65 457 x 610 x 1651 | 175 79.38 | 18 0.5 | \$1010 |

65"H. Personal wardrobe hinged on the left (left hand) or right (right hand). Includes coat bar and one fixed shelf with 9" clearance between shelf and top of cabinet. Shipped assembled in 1 carton.

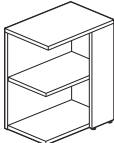
END SHELVES



End Shelf - LEFT

| | | | | |
|-----------|---------------------------------|-------------|-------------|--------------|
| ML1629SHL | 16 x 24 x 29 406 x 610 x 737 | 66 29.94 | 2.5 0.07 | \$468 |
|-----------|---------------------------------|-------------|-------------|--------------|

29"H. For use at the end of 29"H units. One fixed shelf. Shipped easy to assemble in 1 carton.

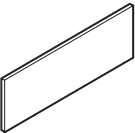


End Shelf - RIGHT

| | | | | |
|-----------|---------------------------------|-------------|-------------|--------------|
| ML1629SHR | 16 x 24 x 29 406 x 610 x 737 | 66 29.94 | 2.5 0.07 | \$468 |
|-----------|---------------------------------|-------------|-------------|--------------|

29"H. For use at the end of 29"H units. One fixed shelf. Shipped easy to assemble in 1 carton.

TACKBOARDS

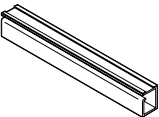


Tackboard

| | | | | |
|--------|-----------------------------------|------------|-------------|--------------|
| ML66TB | 64 x 1 x 15.75 1626 x 25 x 400 | 6.4 2.9 | 1.3 0.03 | \$203 |
| ML72TB | 70 x 1 x 15.75 1778 x 25 x 400 | 7 3.18 | 1.3 0.03 | \$211 |

Fabric covered tackboard. Includes mounting screws. See page 77 for color options. Shipped in 1 carton.

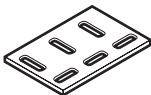
ACCESSORIES



Wire Manager

| | | | | |
|---------|-----------------------------|-----------|----------|-------------|
| ML24WM2 | 24 x 2 x 2 610 x 51 x 51 | 1 0.45 | 0.1 - | \$51 |
|---------|-----------------------------|-----------|----------|-------------|

24"W plastic tray flexes to receive and hold electrical and data wires. Quickly attaches with two strips of two-sided tape. **Black** only. Shipped in 1 carton.



Flush Plate

| | | | | |
|------|------------------------------|-----------|-----------|-------------|
| MLFP | 5 x 3 x 0.06 127 x 76 x 2 | 1 0.45 | 1 0.02 | \$15 |
|------|------------------------------|-----------|-----------|-------------|

Used to connect worksurfaces of the same height. **Black** only.

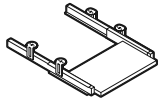


Handle

| | | | | |
|------|---------------------------------|-----------|-----------|-------------|
| MLHS | 5.25 x 1 x 0.5 133 x 25 x 13 | 1 0.45 | 1 0.02 | \$20 |
|------|---------------------------------|-----------|-----------|-------------|

Replacement handle. **Silver** finish.

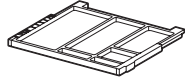
| ACCESSORIES | MODEL # | DIMENSIONS ^{IN} _{MM} | WEIGHT ^{LB} _{KG} | VOLUME ^{FT³} _{MT³} | LIST PRICE |
|-------------|---------|---|---------------------------------------|---|------------|
|-------------|---------|---|---------------------------------------|---|------------|



Keyboard Tray

| | W x D x H | | | |
|------|----------------|-----|------|--------------|
| MLKB | 22 x 12 x 0.68 | 13 | 1.5 | \$137 |
| | 559 x 305 x 17 | 5.9 | 0.04 | |

22"W laminate keyboard tray. Mounting hardware included. Available in standard Ionic laminate finishes, see page 143. Shipped assembled in 1 carton.

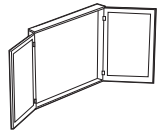


Center Drawer - 22"

| | | | | |
|------|-----------------|------|------|--------------|
| MLPD | 22.5 x 15 x 1.5 | 2 | 0.7 | \$152 |
| | 572 x 381 x 38 | 0.91 | 0.01 | |

Provides storage for writing instruments and small items at the workspace. Attaches to the underside of the worksurface with included drawer slides. Shipped assembled in 1 carton.

- Black ABS plastic only.



Presentation Board

| | | | | |
|----------|-------------------|------|------|---------------|
| ML4848VB | 48 x 5 x 48 | 110 | 11 | \$1217 |
| | 1219 x 127 x 1219 | 49.9 | 0.31 | |

Double door visual presentation cabinet. Erasable and easy to clean whiteboard and two tackboards on doors in a Medium Taupe (LL11) fabric. Case finish available in Ionic standard laminate finishes, see page 143. Mounting method to be determined on site by installer as building conditions vary. Shipped assembled in 1 carton.

BOARDROOM AND MULTI-PURPOSE TABLES

| MODEL # | DIMENSIONS ^{IN} _{MM} | WEIGHT ^{LB} _{KG} | VOLUME ^{FT³} _{MT³} | LIST PRICE |
|---------|---|---------------------------------------|---|------------|
|---------|---|---------------------------------------|---|------------|

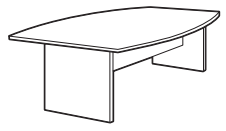
W x D x H



Boardroom Table - Round

| | | | | |
|-------|-------------------------------|-------------|-----------|--------------|
| ML42R | 42 x - x 29 1067 x - x 737 | 82 37.19 | 5 0.14 | \$529 |
|-------|-------------------------------|-------------|-----------|--------------|

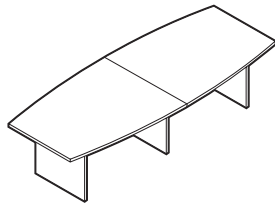
One-piece round top. Laminate X bases. 1" thick top. Shipped easy to assemble in 2 cartons.



Boardroom Table - Boat Shaped

| | | | | |
|--------|-----------------------------------|--------------|-----------|---------------|
| ML96BT | 96 x 48 x 29 2438 x 1219 x 737 | 213 96.62 | 18 0.5 | \$1022 |
|--------|-----------------------------------|--------------|-----------|---------------|

One-piece boat shape top. Two slab laminate bases. 1 1/8" thick top. Top tapers to 40" wide at the ends. Shipped easy to assemble in 3 cartons.



Boardroom Table - Boat Shaped

| | | | | |
|---------|------------------------------------|---------------|--------------|---------------|
| ML120BT | 120 x 48 x 29 3048 x 1219 x 737 | 284 128.82 | 21 0.59 | \$1410 |
| ML144BT | 144 x 48 x 29 3658 x 1219 x 737 | 326 147.87 | 18.5 0.52 | \$1850 |

Two-piece boat shape top. Three slab laminate bases. 1 1/8" thick top. Top tapers to 40" wide at the end. Shipped easy to assemble in 3 cartons.

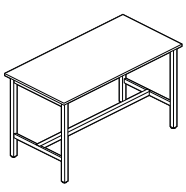
30" deep

| | | | | |
|-----------|-----------------------------------|--------------|-------------|---------------|
| ML4830BHT | 48 x 30 x 42 1219 x 762 x 1067 | 108 48.99 | 7.7 0.21 | \$1036 |
| ML6030BHT | 60 x 30 x 42 1524 x 762 x 1067 | 125 56.7 | 8.6 0.24 | \$1101 |
| ML7230BHT | 72 x 30 x 42 1829 x 762 x 1067 | 141 63.96 | 9.3 0.26 | \$1168 |

36" deep

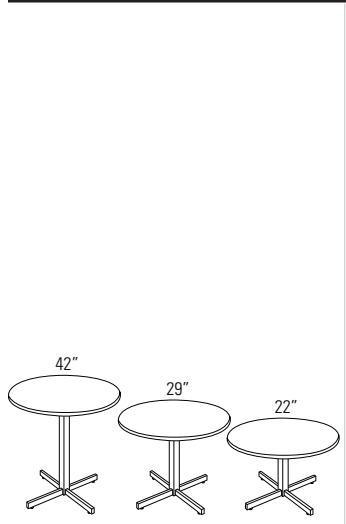
| | | | | |
|-----------|-----------------------------------|--------------|--------------|---------------|
| ML4836BHT | 48 x 36 x 42 1219 x 914 x 1067 | 124 56.25 | 9.1 0.25 | \$1134 |
| ML6036BHT | 60 x 36 x 42 1524 x 914 x 1067 | 144 65.32 | 10.1 0.28 | \$1198 |
| ML7236BHT | 72 x 36 x 42 1829 x 914 x 1067 | 162 73.48 | 11 0.31 | \$1265 |

1" thick thermally fused laminate top with painted steel H-legs and footbar. Includes adjustable leveling glides. Shipped easy to assemble in 3 cartons.

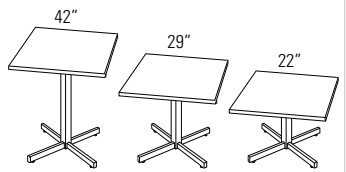


Bar Height Maker Table

BOARDROOM AND MULTI-PURPOSE TABLES



Round Table - X- Base



Square Table - X- Base



Height Adjustable Personal Table

| MODEL # | DIMENSIONS ^{IN} _{MM} | WEIGHT ^{LB} _{KG} | VOLUME ^{FT³} _{MT³} | LIST PRICE |
|---------|---|---------------------------------------|---|------------|
|---------|---|---------------------------------------|---|------------|

W x D x H

22" high

| | | | | |
|----------|---------------------------------|-------------|--------------|--------------|
| ML30RX22 | 30 x 30 x 22 762 x 762 x 559 | 40 18.14 | 11.5 0.32 | \$496 |
| ML36RX22 | 36 x 36 x 22 914 x 914 x 559 | 56 25.4 | 17 0.48 | \$575 |

29" high

| | | | | |
|--------|-----------------------------------|-------------|-------------|--------------|
| ML30RX | 30 x 30 x 29 762 x 762 x 737 | 40 18.14 | 14.3 0.4 | \$496 |
| ML36RX | 36 x 36 x 29 914 x 914 x 737 | 56 25.4 | 21 0.59 | \$575 |
| ML42RX | 42 x 42 x 29 1067 x 1067 x 737 | 64 29.03 | 21.5 0.6 | \$703 |

42" high

| | | | | |
|----------|----------------------------------|-------------|--------------|--------------|
| ML30RX42 | 30 x 30 x 42 762 x 762 x 1067 | 40 18.14 | 15.3 0.43 | \$518 |
| ML36RX42 | 36 x 36 x 42 914 x 914 x 1067 | 56 25.4 | 22 0.62 | \$625 |

One piece round 1" thick thermally fused laminate top with painted steel X base; (X base column 2.5" square with 1" x 2" rectangular feet, leveling glides and end caps to complement paint finish included.) Shipped easy to assemble in 2 cartons.

22" high

| | | | | |
|----------|---------------------------------|-------------|--------------|--------------|
| ML30SX22 | 30 x 30 x 22 762 x 762 x 559 | 45 20.41 | 11.5 0.32 | \$496 |
| ML36SX22 | 36 x 36 x 22 914 x 914 x 559 | 64 29.03 | 17 0.48 | \$575 |

29" high

| | | | | |
|--------|-----------------------------------|-------------|-------------|--------------|
| ML30SX | 30 x 30 x 29 762 x 762 x 737 | 45 20.41 | 14.3 0.4 | \$496 |
| ML36SX | 36 x 36 x 29 914 x 914 x 737 | 64 29.03 | 21 0.59 | \$575 |
| ML42SX | 42 x 42 x 29 1067 x 1067 x 737 | 78 35.38 | 21.5 0.6 | \$703 |

42" high

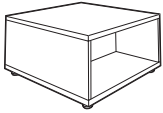
| | | | | |
|----------|----------------------------------|-------------|--------------|--------------|
| ML30SX42 | 30 x 30 x 42 762 x 762 x 1067 | 45 20.41 | 15.3 0.43 | \$518 |
| ML36SX42 | 36 x 36 x 42 914 x 914 x 1067 | 64 29.03 | 22 0.62 | \$625 |

One piece square 1" thick thermally fused laminate top with painted steel X base; (X base column 2.5" square with 1" x 2" rectangular feet, leveling glides and end caps to complement paint finish included.) Shipped easy to assemble in 2 cartons.

| | | | | |
|-----------|---|---------------|--------------|--------------|
| ML2819PPT | 27.5 x 19 x 28.3-43.8 699 x 483 x 719-1113 | 37.8 17.15 | 2.71 0.07 | \$480 |
|-----------|---|---------------|--------------|--------------|

Pneumatic height adjustable personal table with locking casters. Range of adjustability with 1" thick thermally fused laminate top is 28.3" to 43.8"H. Tungsten base only. Square tube detailing complements the Ionic series desking components. Shipped easy to assemble in 2 cartons.

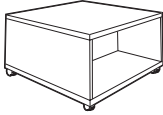
COFFEE TABLES



Square Coffee Side Table

| MODEL # | DIMENSIONS ^{IN} _{MM} | WEIGHT ^{LB} _{KG} | VOLUME ^{FT³} _{MT³} | LIST PRICE | WRS ADD |
|----------|---|---------------------------------------|---|--------------|---------|
| ML2929CT | 29 x 29 x 16 | 83 | 10 | \$758 | N/A |
| | 737 x 737 x 406 | 37.65 | 0.28 | | |

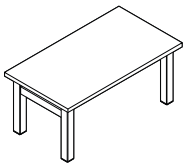
16"H. Square coffee or side table. Open from two sides with center divider. Shipped assembled in 1 carton.



Mobile Square Coffee Side Table

| | | | | | |
|-----------|-----------------|-------|------|--------------|-----|
| ML2929CTM | 29 x 29 x 16 | 83 | 10 | \$825 | N/A |
| | 737 x 737 x 406 | 37.65 | 0.28 | | |

16"H. Mobile square coffee or side table. Open from two sides with center divider. Shipped assembled in 1 carton.

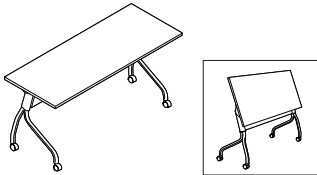


Rectangular Coffee Table w/H-legs

| | | | | | |
|----------|----------------------------------|-------------|-------------|--------------|-----|
| ML3620CH | 36 x 20 x 16 914 x 508 x 406 | 46 20.87 | 3 0.08 | \$561 | N/A |
| ML4220CH | 42 x 20 x 16 1067 x 508 x 406 | 50 22.68 | 3.3 0.09 | \$574 | N/A |

16"H with 1" thick thermally fused laminate top and two 15"H steel H-legs. Shipped easy to assemble in 2 cartons.

TRAINING TABLES



Flip-Top Table

| | | | | | |
|----------|------------------------------------|---------------|--------------|--------------|--------------|
| ML4824FT | 48 x 24 x 29.5 1219 x 610 x 749 | 65.9 29.89 | 4.1 0.11 | \$690 | \$160 |
| ML6024FT | 60 x 24 x 29.5 1524 x 610 x 749 | 74.7 33.88 | 4.6 0.13 | \$754 | \$198 |
| ML7224FT | 72 x 24 x 29.5 1829 x 610 x 749 | 86.6 39.28 | 5.14 0.14 | \$827 | \$236 |

Flip-top table with 1" thick thermally fused laminate top with factory installed inserts to connect the leg assembly. Y-legs and integral modesty panel in Tungsten finish only. Locking casters. 5.25" nesting creep per table when flipped and stored. Shipped easy to assemble in 3 cartons.

QUICK ASSEMBLY ELECTRIC HEIGHT ADJUSTABLE TABLES

GENERAL INFORMATION

- Quick assembly electric height adjustable bases with leg columns preassembled to telescopic cross bar assembly including electric motors. Unfold leg columns, attach feet and worksurface support to base; fasten assembly to top; plug in connections and start to use.
- 2-stage base. Range of adjustability with 1" thick top is 28.1" to 46.7"H.
- 3-stage base. Range of adjustability with 1" thick top is 22.6" to 48.2"H.
- Easy to use up-down controller with digital read-out and four memory programmable positions.
- Tops are available in all Ionic laminate finishes.
- May be specified as complete tables or may order tops and bases separately.
- Dual motor with 265 lbs. lift capacity.
- Anti-collision sensor.
- Standby power consumption 0.1W. Active power consumption 220W.
- Operates at 1.2" per second.
- 8' long power cord.
- Meets applicable ANSI/BIFMA x5.5 standards.
- Laminate tops covered by Global's lifetime warranty. Five-year warranty on base components including electrical components and motorized parts.
- ETL/CETL and Greenguard Certified

TOP FINISHES




| | | | |
|-----|-----------------|-----|-----------------|
| ACJ | Absolute Acajou | NBL | Noce Biondo |
| ASN | Asian Night | NGL | Noce Grigio |
| AWC | Avant Cherry | NEL | Noce Leggero |
| AWH | Avant Honey | NML | Noce Medio |
| CMB | Clear Maple | TWL | Tiger Walnut |
| DES | Dark Espresso | WHC | White Chocolate |
| DWT | Designer White | WCR | Winter Cherry |
| HGT | Hayden Grey | | |

CONSTRUCTION

- 1" thick tops are made from 45 lb. density particle board covered with high performance thermally fused laminate and matching 2mm edge.
- Frame and legs are made from steel tubing and flat steel components, available in Tungsten only.
- T-leg with flat foot design includes adjustable levelers.
- Telescopic support beam accommodates:
 - 46" to 76" wide tops, 23" to 29" deep.
 - Return kits can be added; supporting 35" to 42" wide tops.

TOP DIMENSIONS

- All worksurfaces are dimensioned to allow 1" gap around perimeter in a nominal footprint.

| QUICK ASSEMBLY ELECTRIC HAT | MODEL # | DIMENSIONS IN MM | WEIGHT LB KG | VOLUME FT ³ MT ³ | LIST PRICE |
|---|--|---|-----------------------|--|---------------|
|  <p>Rectangular Table - 2-Stage, 2 Legs</p> | W x D x H | | | | |
| | ML48242QHT | 46 x 23 x 28.1-46.7 <i>1168 x 584 x 714-1186</i> | 102.3 <i>46.4</i> | 4.06 <i>0.11</i> | \$1301 |
| | ML60242QHT | 58 x 23 x 28.1-46.7 <i>1473 x 584 x 714-1186</i> | 110.8 <i>50.26</i> | 4.42 <i>0.12</i> | \$1353 |
| | ML72242QHT | 70 x 23 x 28.1-46.7 <i>1778 x 584 x 714-1186</i> | 119.3 <i>54.11</i> | 4.72 <i>0.13</i> | \$1415 |
| | ML60302QHT | 58 x 29 x 28.1-46.7 <i>1473 x 737 x 714-1186</i> | 121.4 <i>55.07</i> | 4.88 <i>0.13</i> | \$1419 |
| | ML72302QHT | 70 x 29 x 28.1-46.7 <i>1778 x 737 x 714-1186</i> | 132.1 <i>59.92</i> | 5.25 <i>0.14</i> | \$1483 |
| 2-stage base with 1" thick laminate top with matching 2mm edge. Tungsten base only. Shipped easy to assemble in 2 cartons. | | | | | |
|  <p>Return Kit - 2-Stage</p> | ML36242QHR | 35 x 23 x 28.1-46.7 <i>889 x 584 x 714-1186</i> | 66.7 <i>30.25</i> | 3.3 <i>0.09</i> | \$927 |
| | ML42242QHR | 41 x 23 x 28.1-46.7 <i>1041 x 584 x 714-1186</i> | 71.7 <i>32.52</i> | 3.4 <i>0.09</i> | \$938 |
| | Height adjustable return kits to use with MLxxx2QHT tables only. 1" thick laminate top with matching 2mm edge. Tungsten base only. Shipped easy to assemble in 2 cartons. | | | | |
|  <p>Rectangular Table - 3-Stage, 2 Legs</p> | ML48243QHT | 46 x 23 x 22.6-48.2 <i>1168 x 584 x 574-1224</i> | 111 <i>50.35</i> | 4.56 <i>0.12</i> | \$1526 |
| | ML60243QHT | 58 x 23 x 22.6-48.2 <i>1473 x 584 x 574-1224</i> | 120 <i>54.43</i> | 4.92 <i>0.13</i> | \$1578 |
| | ML72243QHT | 70 x 23 x 22.6-48.2 <i>1778 x 584 x 574-1224</i> | 128 <i>58.06</i> | 5.22 <i>0.14</i> | \$1640 |
| | ML60303QHT | 58 x 29 x 22.6-48.2 <i>1473 x 737 x 574-1224</i> | 130 <i>58.97</i> | 5.38 <i>0.15</i> | \$1644 |
| | ML72303QHT | 70 x 29 x 22.6-48.2 <i>1778 x 737 x 574-1224</i> | 141 <i>63.96</i> | 5.75 <i>0.16</i> | \$1708 |
| | 3-stage base with 1" thick laminate top with matching 2mm edge. Tungsten base only. Shipped easy to assemble in 2 cartons. | | | | |

ELECTRIC HEIGHT ADJUSTABLE TABLES

WARRANTY

Customer assumes full responsibility for the attachment method of worksurfaces that were not purchased as part of a complete table assembly. Failure to secure the worksurface capable of supporting the load capacity tested to may result in property damage and/or personal injury. Customer agrees to indemnify and hold harmless Global Upholstery Co. Inc., its affiliates, subsidiaries, officers, directors, employees and shareholders (collectively "Global") from and against any lawsuits or threat of lawsuits and all liabilities, direct or implied, claims, proceedings, actions, causes of action, damages, losses, costs and expenses, including, without limitation, legal fees whatsoever which Global may suffer or incur as a result of fulfilling your product order. Customer acknowledges that product not purchased as a complete table assembly will not be covered under Global's Lifetime Warranty.

ELECTRIC HAT COMPONENTS



Quick Assembly Electric HAT - 2-Stage, 2-Leg Base Only

| MODEL # | DIMENSIONS IN MM | WEIGHT LB KG | VOLUME FT ³ MT ³ | LIST PRICE |
|---------|-------------------------|--------------------|--|--------------|
| MLIR20B | 42.5 x 22.8 x 27.1-45.7 | 68.3 | 2.4 | \$979 |
| | 1080 x 579 x 688-1161 | 30.98 | 0.06 | |

Quick assembly 2-leg, 2-stage electric height adjustable table base. Beam and leg columns with motors are preassembled. Unfold leg columns and lock into place. For use with MLxxxxHAT tops (see page 109). Range of adjustability without 1" thick top is 27.1" to 45.7"H. Width adjustable for 46"W to 76"W tops. Tungsten finish only. Shipped partially assembled in 1 carton.



Quick Assembly Electric HAT - 2-Stage, 3rd Leg Kit Only

| | | | | |
|---------|----------------------|-------|------|--------------|
| MLIR20R | - x 22.8 x 27.1-45.7 | 39.7 | 2 | \$627 |
| | - x 579 x 688-1161 | 18.01 | 0.05 | |

Quick assembly 2-stage 3rd leg kit. Use with MLIR20B only to create 2-stage L-shaped configurations. Not compatible with MLIR30B 3-stage base. For use with MLxxxxRHT tops (see page 109). Range of adjustability without 1" thick top is 27.1" to 45.7"H. Tungsten finish only. Shipped partially assembled in 1 carton.

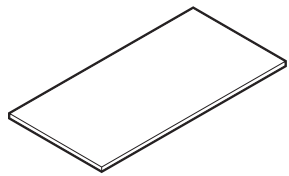


Quick Assembly Electric HAT - 3-Stage, 2-Leg Base Only

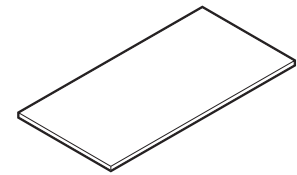
| | | | | |
|---------|-------------------------|-------|------|---------------|
| MLIR30B | 42.5 x 22.8 x 21.6-47.2 | 77.2 | 2.9 | \$1204 |
| | 1080 x 579 x 549-1199 | 35.02 | 0.08 | |

Quick assembly 2-leg, 3-stage electric height adjustable table base. Beam and leg columns with motors are preassembled. Unfold leg columns and lock into place. For use with MLxxxxHAT tops (see page 109). Range of adjustability without 1" thick top is 21.6" to 47.2"H. Width adjustable for 46"W to 76"W tops. Tungsten finish only. Shipped partially assembled in 1 carton.

| ELECTRIC HAT COMPONENTS | MODEL # | DIMENSIONS ^{IN}_{MM} | WEIGHT ^{LB}_{KG} | VOLUME ^{FT³}_{MT³} | LIST PRICE |
|--------------------------------|----------------|--|--|--|-------------------|
|--------------------------------|----------------|--|--|--|-------------------|



Tops For Use with 2 Leg Bases



Return Tops For Use with 3rd Leg Kit

| | W x D x H | | | |
|-----------|---------------------------------------|----------------------|---------------------|--------------|
| ML4623HAT | 46 x 23 x 1 <i>1168 x 584 x 25</i> | 34 <i>15.42</i> | 1.66 <i>0.04</i> | \$322 |
| ML5223HAT | 52 x 23 x 1 <i>1321 x 584 x 25</i> | 38.3 <i>17.37</i> | 1.84 <i>0.05</i> | \$348 |
| ML5823HAT | 58 x 23 x 1 <i>1473 x 584 x 25</i> | 42.5 <i>19.28</i> | 2.02 <i>0.05</i> | \$374 |
| ML6423HAT | 64 x 23 x 1 <i>1626 x 584 x 25</i> | 46.8 <i>21.23</i> | 2.2 <i>0.06</i> | \$405 |
| ML7023HAT | 70 x 23 x 1 <i>1778 x 584 x 25</i> | 51 <i>23.13</i> | 2.32 <i>0.06</i> | \$436 |
| ML4629HAT | 46 x 29 x 1 <i>1168 x 737 x 25</i> | 42.5 <i>19.28</i> | 2.04 <i>0.05</i> | \$389 |
| ML5229HAT | 52 x 29 x 1 <i>1321 x 737 x 25</i> | 47.8 <i>21.68</i> | 2.26 <i>0.06</i> | \$414 |
| ML5829HAT | 58 x 29 x 1 <i>1473 x 737 x 25</i> | 53.1 <i>24.09</i> | 2.48 <i>0.07</i> | \$440 |
| ML6429HAT | 64 x 29 x 1 <i>1626 x 737 x 25</i> | 58.4 <i>26.49</i> | 2.7 <i>0.07</i> | \$473 |
| ML7029HAT | 70 x 29 x 1 <i>1778 x 737 x 25</i> | 63.8 <i>28.94</i> | 2.85 <i>0.08</i> | \$504 |

For use with MLIR20B or MLIR30B as a primary top. 1" thick laminate top with matching 2mm edge.

| | | | | |
|-----------|--|--------------------|--------------------|--------------|
| ML3523RHT | 35 x 23 x 1 <i>889 x 584 x 25</i> | 27 <i>12.25</i> | 1.3 <i>0.03</i> | \$300 |
| ML4123RHT | 41 x 23 x 1 <i>1041 x 584 x 25-1149</i> | 32 <i>14.51</i> | 1.4 <i>0.03</i> | \$311 |

For use with MLIR20R to create return for MLIR20B with primary top (MLxxxxHAT). 1" thick laminate top with matching 2mm edge.

PRIVACY PANELS

GENERAL INFORMATION

- Ideal for height adjustable, freestanding or overlapping table desks.
- Install quickly and simply onto the front, back or side edge of a 1" or 1 1/16" thick worksurface.
- Can be oriented upwards as a desktop divider or downwards as a modesty panel.
- Available in an array of fabric options or high pressure laminate finishes to complement any decor.
- It is recommended to select a privacy panel 6" less in width than the surface it is being mounting on. The underside or top side of the surface mounting to should have a minimum 3" depth free and clear along the length of the surface for mounting.
- Finished height 13.25" with mounting brackets. 12.5" without mounting brackets.

LAMINATE PRIVACY PANEL FINISHES

- With matching 0.5mm thick edge.

| | | | |
|-----|-----------------|-----|-----------------|
| ACJ | Absolute Acajou | NBL | Noce Biondo |
| ASN | Asian Night | NGL | Noce Grigio |
| AWC | Avant Cherry | NEL | Noce Leggero |
| AWH | Avant Honey | NML | Noce Medio |
| CMB | Clear Maple | TWL | Tiger Walnut |
| DES | Dark Espresso | WHC | White Chocolate |
| DWT | Designer White | WCR | Winter Cherry |
| HGT | Hayden Grey | | |

FABRIC PRIVACY PANELS

- Frameless and non-tackable
- Available in the following fabrics:
Anchorage, Carrera, Fusion, Hudson, Jenny, Urban and Waterfall

PRIVACY PANEL BRACKETS

- Each bracket is a two-piece die-cast assembly in Silver finish and are affixed to the worksurface with three screws.
- Two brackets are included with 24" to 54" wide panels; three brackets with 60" and 66" wide panels.

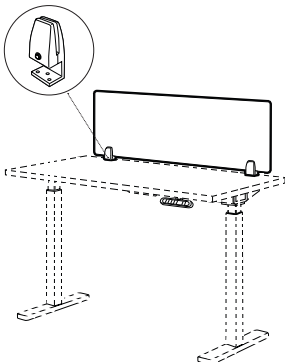
PRIVACY PANEL AND SCREENS

- MLxxUMF/MLxxUML privacy panels, MVLAPxx acrylic privacy panels and MVLPET felt screens may be used as center dividers with ionic benching kits - see page 113.
- Adapter brackets are required to center mount the panels/screens between dual sided table desk. For brackets, see page 116.

PET FELT PRIVACY SCREEN

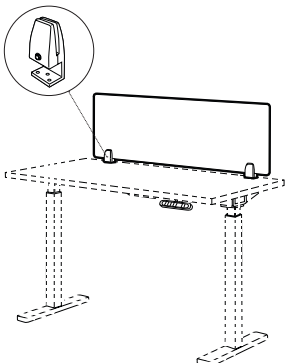
- 9mm thick PET Felt, 100% PET polyester fibre.
- Tackable felt-like finish, in the following finishes:
MST Mist SFR Sunflower
PWT Pewter LAP Lapis
GPH Graphite RBY Ruby

| PRIVACY PANELS | MODEL # | DIMENSIONS <small>IN MM</small> | WEIGHT <small>LB KG</small> | VOLUME <small>FT³ MT³</small> | LIST PRICE |
|----------------|-----------|--|-----------------------------|---|--------------|
| | | W x D x H | | | |
| | ML1324DMF | 24 x 0.5 x 13.25 <i>610 x 13 x 337</i> | 2.6 <i>1.18</i> | 0.4 <i>0.01</i> | \$458 |
| | ML1330DMF | 30 x 0.5 x 13.25 <i>762 x 13 x 337</i> | 3 <i>1.36</i> | 0.5 <i>0.01</i> | \$460 |
| | ML1336DMF | 36 x 0.5 x 13.25 <i>914 x 13 x 337</i> | 3.6 <i>1.63</i> | 0.6 <i>0.01</i> | \$494 |
| | ML1342DMF | 42 x 0.5 x 13.25 <i>1067 x 13 x 337</i> | 4.2 <i>1.91</i> | 0.7 <i>0.01</i> | \$529 |
| | ML1348DMF | 48 x 0.5 x 13.25 <i>1219 x 13 x 337</i> | 4.8 <i>2.18</i> | 0.8 <i>0.02</i> | \$530 |
| | ML1354DMF | 54 x 0.5 x 13.25 <i>1372 x 13 x 337</i> | 5.4 <i>2.45</i> | 0.9 <i>0.02</i> | \$565 |
| | ML1360DMF | 60 x 0.5 x 13.25 <i>1524 x 13 x 337</i> | 6 <i>2.72</i> | 1 <i>0.02</i> | \$759 |
| | ML1366DMF | 66 x 0.5 x 13.25 <i>1676 x 13 x 337</i> | 6.6 <i>2.99</i> | 1.1 <i>0.03</i> | \$785 |



Fabric Privacy Panel - Upmount

Mounts to a 1" or 1 1/16" thick worksurface. Mounting brackets included. If using a privacy panel with a monitor arm, the mounting style of the arm should be grommet mount or freestanding. These privacy panels cannot be used with edge clamp style monitor arms. Not for use with Ionic benching kits. Shipped easy to assemble in 1 carton.

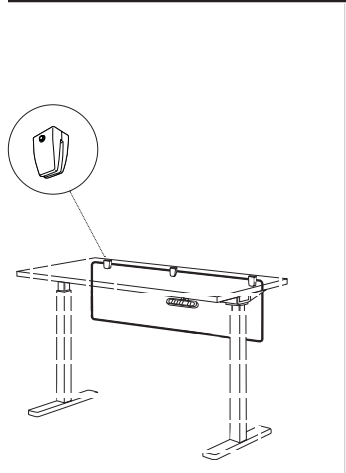


Laminate Privacy Panel - Upmount

| | | | | |
|-----------|--|----------------------|--------------------|--------------|
| ML1324DML | 23.75 x 0.44 x 13.25 <i>603 x 11 x 337</i> | 14.4 <i>6.53</i> | 0.5 <i>0.01</i> | \$302 |
| ML1330DML | 29.75 x 0.44 x 13.25 <i>756 x 11 x 337</i> | 17.1 <i>7.76</i> | 0.6 <i>0.01</i> | \$403 |
| ML1336DML | 35.75 x 0.44 x 13.25 <i>908 x 11 x 337</i> | 19.8 <i>8.98</i> | 0.7 <i>0.01</i> | \$434 |
| ML1342DML | 41.75 x 0.44 x 13.25 <i>1060 x 11 x 337</i> | 22.6 <i>10.25</i> | 0.8 <i>0.02</i> | \$437 |
| ML1348DML | 47.75 x 0.44 x 13.25 <i>1213 x 11 x 337</i> | 25.3 <i>11.48</i> | 0.9 <i>0.02</i> | \$457 |
| ML1354DML | 53.75 x 0.44 x 13.25 <i>1365 x 11 x 337</i> | 28 <i>12.7</i> | 1 <i>0.02</i> | \$542 |
| ML1360DML | 59.75 x 0.44 x 13.25 <i>1518 x 11 x 337</i> | 31.2 <i>14.15</i> | 1.1 <i>0.03</i> | \$618 |
| ML1366DML | 65.75 x 0.44 x 13.25 <i>1670 x 11 x 337</i> | 33.9 <i>15.38</i> | 1.2 <i>0.03</i> | \$645 |

Mounts to a 1" or 1 1/16" thick worksurface. Mounting brackets included. If using a privacy panel with a monitor arm, the mounting style of the arm should be grommet mount or freestanding. These privacy panels cannot be used with edge clamp style monitor arms. Not for use with Ionic benching kits. Shipped easy to assemble in 1 carton.

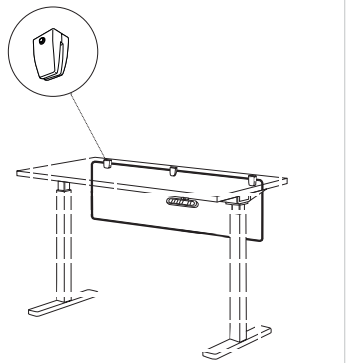
PRIVACY PANELS



Fabric Privacy Panel - Undermount

| MODEL # | DIMENSIONS ^{IN} _{MM} | WEIGHT ^{LB} _{KG} | VOLUME ^{FT³} _{MT³} | LIST PRICE |
|-----------|--|---------------------------------------|---|--------------|
| W x D x H | | | | |
| ML1324UMF | 24 x 0.5 x 13.25 <i>610 x 13 x 337</i> | 2.6 <i>1.18</i> | 0.4 <i>0.01</i> | \$458 |
| ML1330UMF | 30 x 0.5 x 13.25 <i>762 x 13 x 337</i> | 3 <i>1.36</i> | 0.5 <i>0.01</i> | \$460 |
| ML1336UMF | 36 x 0.5 x 13.25 <i>914 x 13 x 337</i> | 3.6 <i>1.63</i> | 0.6 <i>0.01</i> | \$494 |
| ML1342UMF | 42 x 0.5 x 13.25 <i>1067 x 13 x 337</i> | 4.2 <i>1.91</i> | 0.7 <i>0.01</i> | \$529 |
| ML1348UMF | 48 x 0.5 x 13.25 <i>1219 x 13 x 337</i> | 4.8 <i>2.18</i> | 0.8 <i>0.02</i> | \$530 |
| ML1354UMF | 54 x 0.5 x 13.25 <i>1372 x 13 x 337</i> | 5.4 <i>2.45</i> | 0.9 <i>0.02</i> | \$565 |
| ML1360UMF | 60 x 0.5 x 13.25 <i>1524 x 13 x 337</i> | 6 <i>2.72</i> | 1 <i>0.02</i> | \$759 |
| ML1366UMF | 66 x 0.5 x 13.25 <i>1676 x 13 x 337</i> | 6.6 <i>2.99</i> | 1.1 <i>0.03</i> | \$785 |

Mounts to a 1" or 1 1/16" thick worksurface. Mounting brackets included. To add privacy panels to Ionic benching kits (pages 113-115), use undermount privacy panels with adapter brackets MVLPPABx (page 116). If using a privacy panel with a monitor arm, the mounting style of the arm should be grommet mount or freestanding. These privacy panels cannot be used with edge clamp style monitor arms. Shipped easy to assemble in 1 carton.



Laminate Privacy Panel - Undermount

| | | | | |
|-----------|--|----------------------|--------------------|--------------|
| ML1324UML | 23.75 x 0.44 x 13.25 <i>603 x 11 x 337</i> | 14.7 <i>6.53</i> | 0.5 <i>0.01</i> | \$302 |
| ML1330UML | 29.75 x 0.44 x 13.25 <i>756 x 11 x 337</i> | 17.4 <i>7.89</i> | 0.6 <i>0.01</i> | \$403 |
| ML1336UML | 35.75 x 0.44 x 13.25 <i>908 x 11 x 337</i> | 20.2 <i>9.16</i> | 0.7 <i>0.01</i> | \$434 |
| ML1342UML | 41.75 x 0.44 x 13.25 <i>1060 x 11 x 337</i> | 23 <i>10.43</i> | 0.8 <i>0.02</i> | \$437 |
| ML1348UML | 47.75 x 0.44 x 13.25 <i>1213 x 11 x 337</i> | 25.7 <i>11.66</i> | 0.9 <i>0.02</i> | \$457 |
| ML1354UML | 53.75 x 0.44 x 13.25 <i>1365 x 11 x 337</i> | 28.5 <i>12.93</i> | 1 <i>0.02</i> | \$542 |
| ML1360UML | 59.75 x 0.44 x 13.25 <i>1518 x 11 x 337</i> | 31.7 <i>14.38</i> | 1.1 <i>0.03</i> | \$618 |
| ML1366UML | 65.75 x 0.44 x 13.25 <i>1670 x 11 x 337</i> | 34.5 <i>15.65</i> | 1.2 <i>0.03</i> | \$645 |

Mounts to a 1" or 1 1/16" thick worksurface. Mounting brackets included. To add privacy panels to Ionic benching kits (pages 113-115), use undermount privacy panels with adapter brackets MVLPPABx (page 116). If using a privacy panel with a monitor arm, the mounting style of the arm should be grommet mount or freestanding. These privacy panels cannot be used with edge clamp style monitor arms. Shipped easy to assemble in 1 carton.

PRIVACY PANELS **MODEL #** **DIMENSIONS** ^{IN}/_{MM} **WEIGHT** ^{LB}/_{KG} **VOLUME** ^{FT³}/_{MT³} **LIST PRICE**

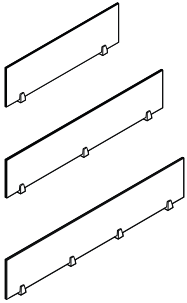
W x D x H

Set of 1

| | | | | |
|------------|--|--------------------|--------------------|--------------|
| MVLPET42-1 | 42 x 0.36 x 13.25 <i>1067 x 9 x 337</i> | 2.6 <i>1.18</i> | 0.8 <i>0.02</i> | \$294 |
| MVLPET48-1 | 48 x 0.36 x 13.25 <i>1219 x 9 x 337</i> | 3.3 <i>1.5</i> | 0.9 <i>0.02</i> | \$309 |
| MVLPET54-1 | 54 x 0.36 x 13.25 <i>1372 x 9 x 337</i> | 3.6 <i>1.63</i> | 1 <i>0.02</i> | \$396 |
| MVLPET60-1 | 60 x 0.36 x 13.25 <i>1524 x 9 x 337</i> | 3.8 <i>1.72</i> | 1.1 <i>0.03</i> | \$409 |
| MVLPET66-1 | 66 x 0.36 x 13.25 <i>1676 x 9 x 337</i> | 4.5 <i>2.04</i> | 1.3 <i>0.03</i> | \$482 |

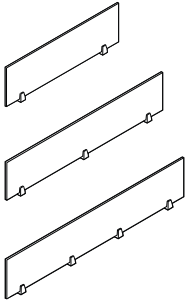
Set of 4

| | | | | |
|------------|--|---------------------|--------------------|---------------|
| MVLPET42-4 | 42 x 0.36 x 13.25 <i>1067 x 9 x 337</i> | 9.5 <i>4.31</i> | 0.8 <i>0.02</i> | \$1123 |
| MVLPET48-4 | 48 x 0.36 x 13.25 <i>1219 x 9 x 337</i> | 11.9 <i>5.4</i> | 1 <i>0.02</i> | \$1175 |
| MVLPET54-4 | 54 x 0.36 x 13.25 <i>1372 x 9 x 337</i> | 12.8 <i>5.81</i> | 1.1 <i>0.03</i> | \$1517 |
| MVLPET60-4 | 60 x 0.36 x 13.25 <i>1524 x 9 x 337</i> | 13.8 <i>6.26</i> | 1.2 <i>0.03</i> | \$1561 |
| MVLPET66-4 | 66 x 0.36 x 13.25 <i>1676 x 9 x 337</i> | 16.2 <i>7.35</i> | 1.3 <i>0.03</i> | \$1840 |



PET Felt Privacy Screen

Mounts to 1" thick laminate surface, may be installed as undermount or up mount position. Mounting brackets included. Secured with wood screws, will mar the top surface when installed in upmount position. If using a privacy panel with a monitor arm, the mounting style of the arm should be grommet mount or freestanding. These privacy panels cannot be used with edge clamp style monitor arms. Shipped easy to assemble in 1 carton.



Acrylic Privacy Panel

| | | | | |
|---------|--|--------------------|--------------------|--------------|
| MVLAP42 | 42.5 x 0.25 x 13.25 <i>1080 x 6 x 337</i> | 3.6 <i>1.63</i> | 0.8 <i>0.02</i> | \$336 |
| MVLAP48 | 48.5 x 0.25 x 13.25 <i>1232 x 6 x 337</i> | 4.3 <i>1.95</i> | 1 <i>0.02</i> | \$382 |
| MVLAP54 | 54.5 x 0.25 x 13.25 <i>1384 x 6 x 337</i> | 5.1 <i>2.31</i> | 1.1 <i>0.03</i> | \$515 |
| MVLAP60 | 60.5 x 0.25 x 13.25 <i>1537 x 6 x 337</i> | 5.3 <i>2.4</i> | 1.2 <i>0.03</i> | \$560 |
| MVLAP66 | 66.5 x 0.25 x 13.25 <i>1689 x 6 x 337</i> | 6.5 <i>2.95</i> | 1.3 <i>0.03</i> | \$585 |

Mounting brackets included. If using a privacy panel with a monitor arm, the mounting style of the arm should be grommet mount or freestanding. These privacy panels cannot be used with edge clamp style monitor arms. Shipped easy to assemble in 1 carton.

BENCHING SOLUTIONS

GENERAL INFORMATION

- Simplified benching solutions, double-sided straight line applications.
- Meets all applicable ANSI/BIFMA X5.5 desking standards.

WORKSURFACES

- 1" thick thermally fused laminate with matching 2mm thick edge band; 45 lb. density particle board core.
- Available in all the Ionic laminate finishes.
- Worksurfaces are equipped with factory installed inserts for a metal-to-metal leg connection.

METAL LEGS

- 2" square tube post legs with 1" x 2" cross bar in an H-leg configuration complementing Ionic desking.
- Available in Black (**TBL**), Designer White (**TDW**) or Tungsten (**TTU**) paint finishes, Sandtex finish applied for durability.

BENCHING KITS

- Kits have been created for ease of specifying and ordering; each kit also includes all the necessary hardware for installation.
- **Freestanding** dual sided table desks include two worksurfaces with support stiffeners and two legs for end conditions.
- **Quad** pack dual sided table desks include two dual sided table desks - four workstations consisting of four worksurfaces with support stiffeners, two end legs and one middle leg for shared condition between two side-by-side top sets.
- Quad packs may be extended with **extender kits** consisting of two worksurfaces with support stiffeners and one leg for shared condition between two side-by-side top sets. Extender kits are to be installed in the middle position(s) sharing a leg between side-by-side top sets.

PRIVACY SCREENS

- 2.5" centre gap between dual sided table desks accommodates privacy screens.
- Privacy screens are available in fabric wrapped, laminate, acrylic and PET Felt options. Refer to Ionic privacy panels on pages 110-111.
- Recommend privacy screens be 6" shorter than the worksurfaces. For example, if worksurfaces are 60"W, use 54"W privacy panels.
- Adapter brackets are required to mount the privacy screens between dual sided table desks.

CABLE MANAGEMENT

- Wire cable management baskets are available to provide cable management and/or lay-in capability for power distribution solution.
- Cable baskets are to be installed on the underside centered between tops on dual sided table desks.

GROMMETS

- Tops for all kits are standard with no grommets.
- Optional grommets are available in standard worksurface locations. One position per kit may be specified; all tops in each kit ordered will have the same grommet position. Order as: **FOG1**, **FOG2** or **FOG3**. **Add \$192** for freestanding (MLxxxDST) and extender (MLxxxDSE) dual sided table desks. **Add \$383** for quad pack dual sided table desks (MLxxxDSQ).

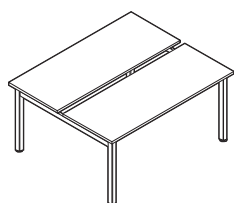


- FOG grommet cap and sleeve may be removed on-site to accommodate Cove mini power unit MVCOVSM2B/S or MVCOV1UB/S as an alternative to bring power and/or USB charging to the desktop (see page 127).

LAMINATE FINISHES

| | | | |
|-----|-----------------|-----|-----------------|
| ACJ | Absolute Acajou | NBL | Noce Biondo |
| ASN | Asian Night | NGL | Noce Grigio |
| AWC | Avant Cherry | NEL | Noce Leggero |
| AWH | Avant Honey | NML | Noce Medio |
| CMB | Clear Maple | TWL | Tiger Walnut |
| DES | Dark Espresso | WHC | White Chocolate |
| DWT | Designer White | WCR | Winter Cherry |
| HGT | Hayden Grey | | |

| BENCHING KITS | MODEL # | DIMENSIONS <small>IN MM</small> | WEIGHT <small>LB KG</small> | VOLUME <small>FT³ MT³</small> | LIST PRICE |
|---------------|---------|---------------------------------|-----------------------------|---|------------|
|---------------|---------|---------------------------------|-----------------------------|---|------------|



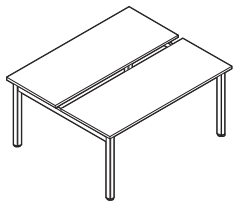
Freestanding Dual Sided Table Desks, 24"D

| | W x D x H | | | | |
|-----------|--|-----|-------|------|---------------|
| ML4850DST | 48 x 50.4 x 29 <i>1219 x 1280 x 737</i> | 151 | 68.49 | 10.9 | \$1418 |
| ML5450DST | 54 x 50.4 x 29 <i>1372 x 1280 x 737</i> | 161 | 73.03 | 11.5 | \$1484 |
| ML6050DST | 60 x 50.4 x 29 <i>1524 x 1280 x 737</i> | 171 | 77.56 | 12 | \$1546 |
| ML6650DST | 66 x 50.4 x 29 <i>1676 x 1280 x 737</i> | 181 | 82.1 | 12.5 | \$1612 |
| ML7250DST | 72 x 50.4 x 29 <i>1829 x 1280 x 737</i> | 191 | 86.64 | 13 | \$1652 |

Each kit includes two 24"D worksurfaces and pair of legs for freestanding dual sided table desk. Not to be used with extender table desks. Support stiffeners included are for end-to-end leg condition. Shipped easy to assemble in 3 cartons.

BENCHING KITS **MODEL #** **DIMENSIONS** ^{IN}/_{MM} **WEIGHT** ^{LB}/_{KG} **VOLUME** ^{FT³}/_{MT³} **LIST PRICE**

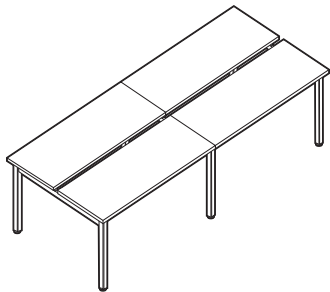
W x D x H



Freestanding Dual Sided Table Desks, 30"D

| | | | | |
|-----------|--|----------------------|---------------------|---------------|
| ML4862DST | 48 x 62.4 x 29 <i>1219 x 1585 x 737</i> | 180 <i>81.65</i> | 13.2 <i>0.37</i> | \$1594 |
| ML5462DST | 54 x 62.4 x 29 <i>1372 x 1585 x 737</i> | 192 <i>87.09</i> | 13.8 <i>0.39</i> | \$1622 |
| ML6062DST | 60 x 62.4 x 29 <i>1524 x 1585 x 737</i> | 205 <i>92.99</i> | 14.5 <i>0.41</i> | \$1684 |
| ML6662DST | 66 x 62.4 x 29 <i>1676 x 1585 x 737</i> | 218 <i>98.88</i> | 15.1 <i>0.42</i> | \$1762 |
| ML7262DST | 72 x 62.4 x 29 <i>1829 x 1585 x 737</i> | 230 <i>104.33</i> | 15.8 <i>0.44</i> | \$1790 |

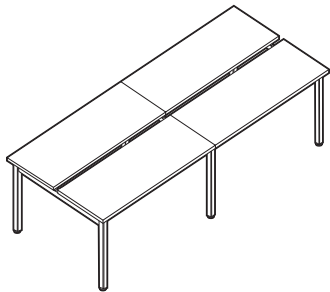
Each kit includes two 30"D worksurfaces and pair of legs for freestanding dual sided table desk. Not to be used with extender table desks. Support stiffeners included are for end-to-end leg condition. Shipped easy to assemble in 3 cartons.



Quad Pack Dual Sided Table Desks, 24"D

| | | | | |
|------------|---|----------------------|---------------------|---------------|
| ML9650DSQ | 96 x 50.4 x 29 <i>2438 x 1280 x 737</i> | 275 <i>124.74</i> | 19 <i>0.53</i> | \$2605 |
| ML10850DSQ | 108 x 50.4 x 29 <i>2743 x 1280 x 737</i> | 295 <i>133.81</i> | 20.1 <i>0.56</i> | \$2733 |
| ML12050DSQ | 120 x 50.4 x 29 <i>3048 x 1280 x 737</i> | 315 <i>142.88</i> | 21.1 <i>0.59</i> | \$2861 |
| ML13250DSQ | 132 x 50.4 x 29 <i>3353 x 1280 x 737</i> | 335 <i>151.95</i> | 22.1 <i>0.62</i> | \$2993 |
| ML14450DSQ | 144 x 50.4 x 29 <i>3658 x 1280 x 737</i> | 355 <i>161.03</i> | 23.2 <i>0.65</i> | \$3073 |

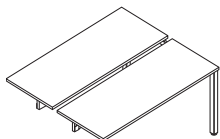
Four-pack dual sided table desks; each kit includes four 24"D worksurfaces, a pair of end legs and one middle leg to be shared between pairs of tops. Use as is for a four-station cluster or can be used with 50.4"D extender tables (MLxx50DSE) installed in the middle position. Support stiffeners included are for end-to-shared leg condition. Shipped easy to assemble in 6 cartons.



Quad Pack Dual Sided Table Desks, 30"D

| | | | | |
|------------|---|----------------------|---------------------|---------------|
| ML9662DSQ | 96 x 62.4 x 29 <i>2438 x 1585 x 737</i> | 330 <i>149.69</i> | 23 <i>0.65</i> | \$2930 |
| ML10862DSQ | 108 x 62.4 x 29 <i>2743 x 1585 x 737</i> | 354 <i>160.57</i> | 24.3 <i>0.68</i> | \$2990 |
| ML12062DSQ | 120 x 62.4 x 29 <i>3048 x 1585 x 737</i> | 380 <i>172.37</i> | 25.5 <i>0.72</i> | \$3122 |
| ML13262DSQ | 132 x 62.4 x 29 <i>3353 x 1585 x 737</i> | 406 <i>184.16</i> | 26.8 <i>0.75</i> | \$3250 |
| ML14462DSQ | 144 x 62.4 x 29 <i>3658 x 1585 x 737</i> | 430 <i>195.04</i> | 28.1 <i>0.79</i> | \$3326 |

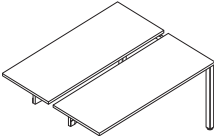
Four-pack dual sided table desks; each kit includes four 30"D worksurfaces, a pair of end legs and one middle leg to be shared between pairs of tops. Use as is for a four-station cluster or can be used with 62.4"D extender tables (MLxx62DSE) installed in the middle position. Support stiffeners included are for end-to-shared leg condition. Shipped easy to assemble in 6 cartons.



Extender for Dual Sided Table Desks, 24"D

| | | | | |
|-----------|--|---------------------|---------------------|---------------|
| ML4850DSE | 48 x 50.4 x 29 <i>1219 x 1280 x 737</i> | 124 <i>56.25</i> | 8.1 <i>0.22</i> | \$1185 |
| ML5450DSE | 54 x 50.4 x 29 <i>1372 x 1280 x 737</i> | 134 <i>60.78</i> | 8.6 <i>0.24</i> | \$1251 |
| ML6050DSE | 60 x 50.4 x 29 <i>1524 x 1280 x 737</i> | 144 <i>65.32</i> | 9.1 <i>0.25</i> | \$1315 |
| ML6650DSE | 66 x 50.4 x 29 <i>1676 x 1280 x 737</i> | 154 <i>69.85</i> | 9.6 <i>0.27</i> | \$1379 |
| ML7250DSE | 72 x 50.4 x 29 <i>1829 x 1280 x 737</i> | 164 <i>74.39</i> | 10.1 <i>0.28</i> | \$1421 |


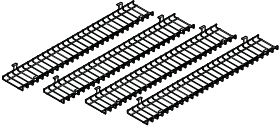
Each kit includes two 24"D worksurfaces and one leg for shared condition, to be used with quad packs MLxx50DSQ to extend the number of workstations. No limit to the number of extender packs that can be joined together. Support stiffeners included are for shared middle leg condition. Extender kits are not to be installed in an end position. Shipped easy to assemble in 3 cartons.

| BENCHING KITS | MODEL # | DIMENSIONS ^{IN} _{MM} | WEIGHT ^{LB} _{KG} | VOLUME ^{FT³} _{MT³} | LIST PRICE |
|---|-----------|--|---------------------------------------|---|---------------|
| | | W x D x H | | | |
|  | ML4862DSE | 48 x 62.4 x 29 <i>1219 x 1585 x 737</i> | 150 <i>68.04</i> | 9.8 <i>0.27</i> | \$1342 |
| | ML5462DSE | 54 x 62.4 x 29 <i>1372 x 1585 x 737</i> | 162 <i>73.48</i> | 10.4 <i>0.29</i> | \$1362 |
| | ML6062DSE | 60 x 62.4 x 29 <i>1524 x 1585 x 737</i> | 175 <i>79.38</i> | 11.1 <i>0.31</i> | \$1434 |
| | ML6662DSE | 66 x 62.4 x 29 <i>1676 x 1585 x 737</i> | 188 <i>85.28</i> | 11.7 <i>0.33</i> | \$1496 |
| | ML7262DSE | 72 x 62.4 x 29 <i>1829 x 1585 x 737</i> | 200 <i>90.72</i> | 12.4 <i>0.35</i> | \$1538 |

Extender for Dual Sided Table Desks, 30"D

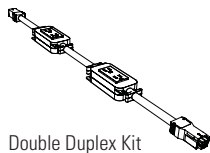
Each kit includes two 30"D worksurfaces and one leg for shared condition, to be used with quad packs MLxx62DSQ to extend the number of workstations. No limit to the number of extender packs that can be joined together. Support stiffeners included are for shared middle leg condition. Extender kits are not to be installed in an end position. Shipped easy to assemble in 3 cartons.

BENCHING ACCESSORIES

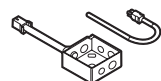
| Set of 2 | | | | | |
|---|----------|--------------------------------------|---------------------|---------------------|--------------|
|  | ML48WCB2 | 40 x 8 x 1 <i>1016 x 203 x 25</i> | 3.6 <i>1.63</i> | 0.32 <i>0.01</i> | \$341 |
| | ML54WCB2 | 46 x 8 x 1 <i>1168 x 203 x 25</i> | 4.3 <i>1.95</i> | 0.37 <i>0.01</i> | \$373 |
| | ML60WCB2 | 52 x 8 x 1 <i>1321 x 203 x 25</i> | 4.8 <i>2.18</i> | 0.41 <i>0.01</i> | \$418 |
| | ML66WCB2 | 58 x 8 x 1 <i>1473 x 203 x 25</i> | 5.3 <i>2.4</i> | 0.46 <i>0.01</i> | \$482 |
| | ML72WCB2 | 64 x 8 x 1 <i>1626 x 203 x 25</i> | 5.9 <i>2.68</i> | 0.51 <i>0.01</i> | \$472 |
| Set of 4 | | | | | |
|  | ML48WCB4 | 40 x 8 x 1 <i>1016 x 203 x 25</i> | 7.2 <i>3.27</i> | 0.64 <i>0.01</i> | \$638 |
| | ML54WCB4 | 46 x 8 x 1 <i>1168 x 203 x 25</i> | 8.6 <i>3.9</i> | 0.73 <i>0.02</i> | \$688 |
| | ML60WCB4 | 52 x 8 x 1 <i>1321 x 203 x 25</i> | 9.6 <i>4.35</i> | 0.83 <i>0.02</i> | \$778 |
| | ML66WCB4 | 58 x 8 x 1 <i>1473 x 203 x 25</i> | 10.6 <i>4.81</i> | 0.92 <i>0.02</i> | \$804 |
| | ML72WCB4 | 64 x 8 x 1 <i>1626 x 203 x 25</i> | 11.8 <i>5.35</i> | 1.02 <i>0.02</i> | \$869 |

Wire Management Cable Baskets

Model number indicates width of worksurface to be used with. Basket is 8" smaller than the top width. Black only. Includes spring steel mounting brackets, allowing basket to swing down from either side for easy access. Shipped easy to assemble in 1 carton.



Double Duplex Kit



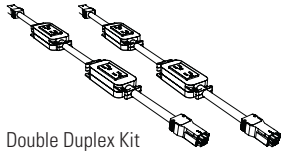
Single-Circuit 3-Prong Feed

Double Duplex Kit w/Infeed for Freestanding Dual Sided Table Desk Kits

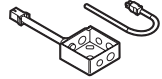
| | | | | |
|-----------|---------------------------------------|--------------------|---------------------|--------------|
| MLDD48DST | 168 x 4 x 2 <i>4267 x 102 x 51</i> | 8.4 <i>3.81</i> | 2.25 <i>0.06</i> | \$509 |
| MLDD54DST | 174 x 4 x 2 <i>4420 x 102 x 51</i> | 8.5 <i>3.86</i> | 2.25 <i>0.06</i> | \$516 |
| MLDD60DST | 180 x 4 x 2 <i>4572 x 102 x 51</i> | 8.7 <i>3.95</i> | 2.25 <i>0.06</i> | \$526 |
| MLDD66DST | 186 x 4 x 2 <i>4724 x 102 x 51</i> | 8.9 <i>4.04</i> | 2.25 <i>0.06</i> | \$531 |
| MLDD72DST | 192 x 4 x 2 <i>4877 x 102 x 51</i> | 9.1 <i>4.13</i> | 2.25 <i>0.06</i> | \$538 |

Each duplex kit includes jumper with two duplex outlets and infeed. Single circuit only, 15 amp service. Maximum of 12 duplex receptacles per infeed (24 outlets). Prior to use, confirm amperage required based on intended equipment use. Infeed to be hardwired by certified electrician. Use with freestanding dual sided table desks MLxxDST. Model number indicates width of dual sided table desk to be used with. Lay-in capability using wire cable management baskets. Shipped easy to assemble in 1 cartons.

BENCHING ACCESSORIES **MODEL #** **DIMENSIONS** ^{IN}/_{MM} **WEIGHT** ^{LB}/_{KG} **VOLUME** ^{FT³}/_{MT³} **LIST PRICE**



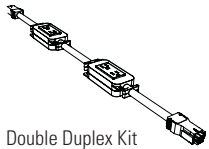
Double Duplex Kit



Single-Circuit 3-Prong Feed

Quad Duplex Kit w/Infeed for Quad Pack Dual Sided Table Desk Kits

Each quad duplex kit includes two jumper with two duplex outlets and infeed. Single circuit only, 15 amp service. Maximum of 12 duplex receptacles per infeed (24 outlets). Prior to use, confirm amperage required based on intended equipment use. Infeed to be hardwired by certified electrician. Use with quad pack dual sided table desks MLxxDSQ. Model number indicates width of dual sided table desk to be used with. Lay-in capability using wire cable management baskets. Shipped easy to assemble in 1 cartons.



Double Duplex Kit

Extender Duplex Kit for Extender Dual Sided Table Desk Kits

Each extender duplex kit includes jumper with two duplex outlets. Single circuit only, 15 amp service. Maximum of 12 duplex receptacles per infeed (24 outlets). Prior to use, confirm amperage required based on intended equipment use. Use with quad duplex kits and extender dual sided table desks MLxxDSE. Model number indicates width of dual sided table desk to be used with. Lay-in capability using wire cable management baskets. Shipped easy to assemble in 1 carton.



Privacy Screen Adapter Brackets

Use with undermount privacy screens to upmount privacy screens between dual sided table desks. For Ionic privacy panels, see pages 110-111. Number of adapter brackets required should correspond with the number of clamps included with privacy screen; varies by width.

| | W x D x H | | | |
|-----------|---------------------------------------|---------------------|--------------------|--------------|
| MLDD48DSQ | 216 x 4 x 2 <i>5486 x 102 x 51</i> | 10.7 <i>4.85</i> | 4.5 <i>0.12</i> | \$746 |
| MLDD54DSQ | 228 x 4 x 2 <i>5791 x 102 x 51</i> | 10.9 <i>4.94</i> | 4.5 <i>0.12</i> | \$758 |
| MLDD60DSQ | 240 x 4 x 2 <i>6096 x 102 x 51</i> | 11.3 <i>5.13</i> | 4.5 <i>0.12</i> | \$773 |
| MLDD66DSQ | 252 x 4 x 2 <i>6401 x 102 x 51</i> | 11.7 <i>5.31</i> | 4.5 <i>0.12</i> | \$789 |
| MLDD72DSQ | 264 x 4 x 2 <i>6706 x 102 x 51</i> | 12.1 <i>5.49</i> | 4.5 <i>0.12</i> | \$802 |

| | | | | |
|-----------|-------------------------------------|--------------------|---------------------|--------------|
| MLDD48DSE | 48 x 2 x 2 <i>1219 x 51 x 51</i> | 2.3 <i>1.04</i> | 2.25 <i>0.06</i> | \$235 |
| MLDD54DSE | 54 x 2 x 2 <i>1372 x 51 x 51</i> | 2.4 <i>1.09</i> | 1.5 <i>0.04</i> | \$242 |
| MLDD60DSE | 60 x 2 x 2 <i>1524 x 51 x 51</i> | 2.6 <i>1.18</i> | 2.25 <i>0.06</i> | \$248 |
| MLDD66DSE | 66 x 2 x 2 <i>1676 x 51 x 51</i> | 2.8 <i>1.27</i> | 1.5 <i>0.04</i> | \$258 |
| MLDD72DSE | 72 x 2 x 2 <i>1829 x 51 x 51</i> | 3 <i>1.36</i> | 2.25 <i>0.06</i> | \$263 |

Set of 2

| | | | | |
|----------|-------------------------------------|------------------|--------------------|-------------|
| MVLPPAB2 | 6 x 1.7 x 1 <i>152 x 43 x 25</i> | 1 <i>0.45</i> | 0.1 <i>0.03</i> | \$48 |
|----------|-------------------------------------|------------------|--------------------|-------------|

Set of 3

| | | | | |
|----------|-------------------------------------|--------------------|--------------------|-------------|
| MVLPPAB3 | 6 x 1.7 x 1 <i>152 x 43 x 25</i> | 1.3 <i>0.59</i> | 0.1 <i>0.03</i> | \$71 |
|----------|-------------------------------------|--------------------|--------------------|-------------|

Set of 4

| | | | | |
|----------|-------------------------------------|--------------------|--------------------|-------------|
| MVLPPAB4 | 6 x 1.7 x 1 <i>152 x 43 x 25</i> | 1.8 <i>0.82</i> | 0.1 <i>0.03</i> | \$95 |
|----------|-------------------------------------|--------------------|--------------------|-------------|

PANELS

GENERAL INFORMATION

- An innovative and economical tool for creating efficient workspace surrounds, and freestanding or mobile dividers.
- Minimal components offering maximum flexibility that are simple to specify and easy to install.
- Self-leveling connectors accommodate any angle including 90°, 120°, T and X connections. Off module connectors are also available for mid span connections.
- Sleek simple aesthetic - only 1.3" thick overall.
- Painted Aluminum frame with fabric upholstered inserts.
- Three standard panel sizes with separate hardware kits to accommodate various workplace needs.
- Foot kits are available to create freestanding or mobile divider applications.

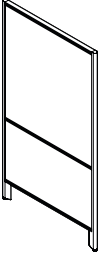
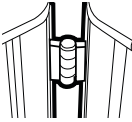
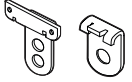
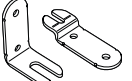
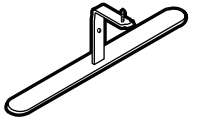
FINISHES

Panel frame, flat foot and mobile foot

| | |
|-----|----------------|
| BLK | Black |
| DWT | Designer White |
| TUN | Tungsten |

Fabric

| | |
|------|---------------|
| LL14 | Blue Mist |
| LL12 | Caramel Cream |
| LL37 | Cinder |
| LL36 | Granite |
| LL11 | Medium Taupe |
| LL38 | Sandstone |
| LL35 | Spray |

| PANELS + ACCESSORIES | MODEL # | DIMENSIONS ^{IN} _{MM} | WEIGHT ^{LB} _{KG} | VOLUME ^{FT³} _{MT³} | LIST PRICE |
|--|---|--|------------------------------------|--|--------------|
|  <p>Panel - Fabric Top and Bottom</p> | | W x D x H | | | |
| | ML6636FFP | 36 x 1.3 x 66 <i>914 x 33 x 1676</i> | 35 <i>15.88</i> | 3 <i>0.08</i> | \$656 |
| | ML6648FFP | 48 x 1.3 x 66 <i>1219 x 33 x 1676</i> | 47 <i>21.32</i> | 3.9 <i>0.11</i> | \$729 |
| | ML6660FFP | 60 x 1.3 x 66 <i>1524 x 33 x 1676</i> | 59 <i>26.76</i> | 4.9 <i>0.13</i> | \$794 |
| | Specify fabric and frame finish. | | | | |
| | 1.3" thick overall. Painted aluminum frame with fabric upholstered inserts. 4" raised bottom for ease of cleaning. Shipped easy to assemble in 1 carton. | | | | |
|  <p>Panel Connecting Hinge Kit</p> | MLPCHK | 5 x 0.75 x 3 <i>127 x 19 x 76</i> | 0.17 <i>0.08</i> | 0.01 <i>-</i> | \$52 |
| | 3 hinges and connecting hardware in each kit. One kit required per every 2 panels being connected. Zinc finish only. | | | | |
|  <p>Off Module Connector</p> | MLOMCP | 3 x 2 x 4 <i>76 x 51 x 102</i> | 1 <i>0.45</i> | 0.01 <i>-</i> | \$63 |
| | Connect two panels perpendicular to one another to create a T configuration anywhere along mid span. Bolt top and bottom to vertical then connects to top and bottom rail of adjacent panel. Fasteners included. Specify finish to match panel frame. | | | | |
|  <p>Wall Adapter</p> | MLPPWA | 1.5 x 2.5 x 4 <i>38 x 64 x 102</i> | 1 <i>0.45</i> | 0.08 <i>-</i> | \$58 |
| | Wall adapter to start a run of panels affixed to the wall. Bolt to panel in place of universal hinged connector. Keyhole openings to slide over fasteners which are to be preinstalled to the wall. Mounting hardware to affix to wall not included; installer must determine fasteners based on type of wall material securing to. | | | | |
|  <p>Freestanding Foot Kit</p> | Flat foot, single pack | | | | |
| | MLSFFKP | 20 x 2 x 6 <i>508 x 51 x 152</i> | 3.5 <i>1.59</i> | 0.28 <i>0.01</i> | \$105 |
| | Flat foot, pack of 2 | | | | |
| | MLDFFKP | 20 x 2 x 6 <i>508 x 51 x 152</i> | 6.96 <i>3.16</i> | 0.28 <i>0.01</i> | \$208 |
| Sold individually or in pairs. Flat feet do not have levelers. Use to create a freestanding dividers that do not require leveling adjustment. Specify finish to match panel frame. | | | | | |

| PANELS | MODEL # | DIMENSIONS ^{IN} _{MM} | WEIGHT ^{LB} _{KG} | VOLUME ^{FT³} _{MT³} | LIST PRICE |
|--------|---------|--|------------------------------------|--|------------|
|--------|---------|--|------------------------------------|--|------------|

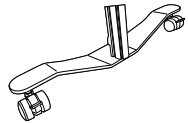
W x D x H

Mobile foot, single pack

| | | | | |
|---------|----------------|------|------|--------------|
| MLSCFKP | 20 x 2 x 6 | 3.9 | 0.28 | \$139 |
| | 508 x 51 x 152 | 1.77 | 0.01 | |

Mobile foot, pack of 2

| | | | | |
|---------|----------------|------|------|--------------|
| MLDCFKP | 20 x 2 x 6 | 7.7 | 0.28 | \$276 |
| | 508 x 51 x 152 | 3.49 | 0.01 | |



Mobile Foot Kit

Sold individually or in pairs. Use to create a mobile divider. Black dual wheel locking casters. Specify finish to match panel frame.



GENERAL INFORMATION

- Pashley's tapered angled legs offer a mid-century vibe and adapts well to small office or home office with commercial grade performance.
- Simplicity and elegance supported with superior strength and stability.
- 1" thick thermally fused laminate worksurfaces.
- 15 standard worksurface finishes to choose from.
- Easy to assemble.
- Meets applicable ANSI/BIFMA x5.5 standards.
- Laminate tops backed by Global's Limited Lifetime Warranty.
- Greenguard Certified.

CONSTRUCTION

- Tops are made from 45 lb. density particle board covered with thermally fused laminate on both sides with 2mm matching edge band.
- Welded metal legs with mechanically connected frame.
- Legs and frames finished in a highly durable powder coated paint finish.
- Leveling glides included.

SPECIAL SIZES

- Custom sizes are not available.

FINISH - METAL LEGS

- Available in flat Pearl color only.

FINISHES - TOPS

- Available in the following standard colors with no upcharge:

| | | | |
|-----|-----------------|-----|-----------------|
| ACJ | Absolute Acajou | NBL | Noce Biondo |
| ASN | Asian Night | NGL | Noce Grigio |
| AWC | Avant Cherry | NEL | Noce Leggero |
| AWH | Avant Honey | NML | Noce Medio |
| CMB | Clear Maple | TWL | Tiger Walnut |
| DES | Dark Espresso | WHC | White Chocolate |
| DWT | Designer White | WCR | Winter Cherry |
| HGT | Hayden Grey | | |

| TABLE DESKS | MODEL # | DIMENSIONS <small>IN MM</small> | WEIGHT <small>LB KG</small> | VOLUME <small>FT³ MT³</small> | LIST PRICE |
|-------------|---------|---------------------------------|-----------------------------|---|------------|
|-------------|---------|---------------------------------|-----------------------------|---|------------|

W x D x H

24" deep

| | | | | |
|-----------|---|----------------------|---------------------|--------------|
| ML48240GD | 48 x 24 x 29.5 <i>1219 x 610 x 749</i> | 75.9 <i>34.43</i> | 4.7 <i>0.13</i> | \$768 |
| ML60240GD | 60 x 24 x 29.5 <i>1524 x 610 x 749</i> | 84.7 <i>38.42</i> | 5.1 <i>0.14</i> | \$894 |
| ML72240GD | 72 x 24 x 29.5 <i>1829 x 610 x 749</i> | 92.7 <i>42.05</i> | 5.45 <i>0.15</i> | \$983 |

30" deep

| | | | | |
|-----------|---|-----------------------|--------------------|---------------|
| ML48300GD | 48 x 30 x 29.5 <i>1219 x 762 x 749</i> | 93.7 <i>42.5</i> | 5.7 <i>0.16</i> | \$874 |
| ML60300GD | 60 x 30 x 29.5 <i>1524 x 762 x 749</i> | 105.5 <i>47.85</i> | 6.3 <i>0.17</i> | \$986 |
| ML72300GD | 72 x 30 x 29.5 <i>1829 x 762 x 749</i> | 115.5 <i>52.39</i> | 6.7 <i>0.18</i> | \$1094 |



Table Desk

Freestanding table desk with metal support frame and angled legs. Shipped easy to assemble in 3 cartons.

**GENERAL INFORMATION**

- Lite-Lift II is ideal for applications that require a lightweight and easy to clean table. It is THE economical, durable, multi-purpose table.
- Meets applicable ANSI/BIFMA standards.
- Greenguard Certified.

CONSTRUCTION

- Lightweight.
- Polyethylene surface with UV protection.
- Shock-proof.
- Constructed to withstand heavy loads.
- Suitable for outdoor use.
- Solid welded joints, nuts and bolts.
- Powder coated 1.125" diameter steel legs. Textured Charcoal epoxy coated (TC).
- Perforated underside surface allows for non-warping.
- Individual polypropylene clip to hold the leg in position when folded. Solid and durable fastening device.

FINISHES

- Oyster Grey only.

FOLDING TABLES



Rectangular Folding Table

| MODEL # | DIMENSIONS ^{IN} _{MM} W x D x H | WEIGHT ^{LB} _{KG} | VOLUME ^{FT³} _{MT³} | LIST PRICE |
|----------|--|---------------------------------------|---|--------------|
| MVLFRT48 | 48 x 24 x 29.25 1219 x 610 x 743 | 23 10.43 | 1.57 0.04 | \$217 |
| MVLFRT60 | 60 x 30 x 29.25 1524 x 762 x 743 | 30 13.61 | 2.43 0.06 | \$290 |
| MVLFRT72 | 72 x 30 x 29.25 1829 x 762 x 743 | 36 16.33 | 2.91 0.08 | \$305 |
| MVLFRT96 | 96 x 30 x 29.25 2438 x 762 x 743 | 50 22.68 | 3.87 0.1 | \$469 |

Durable high impact polypropylene top. 1.125" diameter steel legs finished in a scuff-resistant, textured Charcoal epoxy coating. Lightweight, easy to clean and simple to fold and store. Easy lock leg brace for added stability. Shipped assembled in 1 carton.

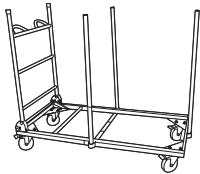


Round Folding Table

| | | | | |
|-----------|--------------------------------------|-------------|--------------|--------------|
| MVLFRT48D | 48 x 48 x 29.25 1219 x 1219 x 743 | 31 14.06 | 3.26 0.09 | \$349 |
| MVLFRT60D | 60 x 60 x 29.25 1524 x 1524 x 743 | 47 21.32 | 5.6 0.15 | \$558 |

Durable high impact polypropylene top. 1.125" diameter steel legs finished in a scuff-resistant, textured Charcoal epoxy coating. Lightweight, easy to clean and simple to fold and store. Easy lock leg brace for added stability. Shipped assembled in 1 carton.

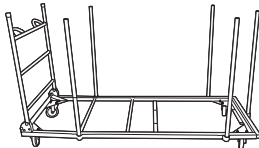
TABLE DOLLIES



Dolly for 48" Rectangular Folding Table

| | | | | |
|----------|--|---------------|-------------|--------------|
| OTG11840 | 24.5 x 52 x 45.25 622 x 1321 x 1149 | 52.5 23.81 | 5.5 0.15 | \$518 |
|----------|--|---------------|-------------|--------------|

Dolly for stacking and moving 48" Rectangular Folding Table (MLFRT48). 1.125" steel tubing. Textured Charcoal epoxy coating. Tables lay horizontally on dolly. Maximum capacity is 20 tables.



Dolly for 60", 72" and 96" Rectangular Folding Table

| | | | | |
|----------|--|-------------|--------------|--------------|
| OTG11841 | 30.25 x 75.75 x 45.25 768 x 1924 x 1149 | 76 34.47 | 9.25 0.26 | \$734 |
|----------|--|-------------|--------------|--------------|

Dolly for stacking and moving 60", 72" and 96" Rectangular Folding Tables (MLFRT60, MLFRT72 and MLFRT96). 1.125" steel tubing. Textured Charcoal epoxy coating. Tables lay horizontally on dolly.
MLFRT60 - Maximum capacity is 20 tables.
MLFRT72 - Maximum capacity is 20 tables.
MLFRT96 - Maximum capacity is 18 tables.



Dolly for 48" and 60" Round Folding Table

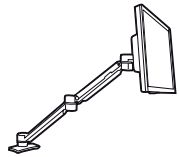
| | | | | |
|----------|---|-------------|-------------|--------------|
| OTG11842 | 32.75 x 52 x 40.25 832 x 1321 x 1022 | 76 34.47 | 5.5 0.15 | \$633 |
|----------|---|-------------|-------------|--------------|

Dolly for stacking and moving 48" and 60" Round Folding Tables (MVLFRT48D and MVLFRT60D). 1.125" steel tubing. Textured Charcoal epoxy coating. Tables stand vertically on dolly.
MVLFRT48D - Maximum capacity is 15 tables.
MVLFRT60D - Maximum capacity is 12 tables.

MVL monitor arms
MVL keyboard supports
Accessories
Power and data

Accessories

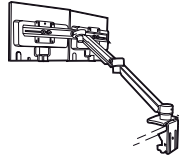
MONITOR ARMS **MODEL #** **DIMENSIONS** ^{IN} / ^{MM} **WEIGHT** ^{LB} / ^{KG} **VOLUME** ^{FT³} / ^{MT³} **LIST PRICE**



Single Monitor Double Extension w/Height Adjustment

| | W x D x H | | | |
|----------|-----------------------|------|------|--------------|
| MVL1SDEH | 4.75 x 4.23-26 x 19.5 | 8 | 0.72 | \$346 |
| | 121 x 107-660 x 495 | 3.63 | 0.02 | |

Single monitor arm provides 26" of reach with 13" of usable height adjustment. Quick connect option for mounting monitor with standard VESA standards. Pole-less arm monitor provides a clean design and folds into a 4 3/8" area for more desk space. Enclosed cable manager. 360° swivel. Can accommodate monitors up to 14 lbs. Attach to any standard 1" to 1.5" thick surface with flush edge by a desk clamp or through a grommet. Available in **Silver** only.

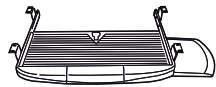


Dual Monitor Double Extension w/Height Adjustment

| | | | | |
|----------|---------------------|------|------|--------------|
| MVL2SDEH | 22 x 5.95-26 x 17.5 | 9.4 | 1.57 | \$476 |
| | 559 x 151-660 x 445 | 4.26 | 0.04 | |

Dual monitor arm provides 26" of reach with 13" of usable height adjustment. Quick connect option for mounting monitor with standard VESA standards. Counterbalanced spring technology allows for 2 to 20 lbs. load (max 10 lbs. per screen). Dual cross bar holds monitors up to 22" in horizontal width each. Enclosed cable manager. Tool-less clamp installation makes assembly quick and easy. Attach to any standard 1" to 1.5" thick surface with flush edge by a desk clamp or through a grommet. Available in **Silver** only.

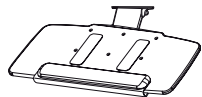
KEYBOARD SUPPORTS



Keyboard Drawer

| | | | | |
|--------|-----------------|------|------|--------------|
| MVLKBT | 20.6 x 12.5 x 4 | 4.78 | 0.42 | \$173 |
| | 523 x 318 x 102 | 2.17 | 0.01 | |

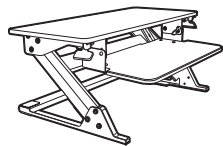
Mounts on two low friction ball bearing slides for storage below workstation. Pull-out mouse tray (mountable left or right). Palm rest/pen compartment. Keyboard platform accommodates standard and ergonomic shaped keyboards. **Requires 17" of depth clearance** under the surface for installation.



Articulating Keyboard Package

| | | | | |
|---------|--------------------|------|------|--------------|
| MVLKP01 | 27.5 x 11.5 x 0.38 | 13.6 | 0.93 | \$369 |
| | 699 x 292 x 10 | 6.17 | 0.02 | |

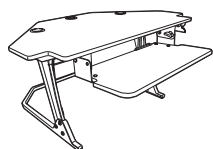
Package includes articulating arm and 27" HDPE tray. Arm has a 6" height and 30" tilt adjustment. Low profile design with 360° swivel. HDPE tray is 0.38" thick and has a removable wrist rest. Tray comes with anti-slip strips. **Requires 18" of depth clearance** under the surface for installation.



Desktop Sit-Stand Workstation

| | | | | |
|-----------|-------------------|-------|------|---------------|
| MVL5230B0 | 35.4 x 23.2 x 6.2 | 47 | 4.8 | \$1148 |
| | 899 x 589 x 157 | 21.32 | 0.13 | |

Easily fits onto a 24" or deeper worksurface. Supports up to 35 lbs. Keyboard surface tilts from -10°/+10°. Infinite pneumatic height adjustment. Primary surface can be extended 20" above the desk. Black frame and surface. Comes with grommet for cord management. No tools required for installation.

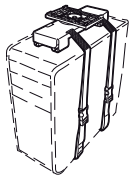


Corner Desktop Sit-Stand Workstation

| | | | | |
|-----------|------------------|-------|------|---------------|
| MVL5230B5 | 42 x 38 x 6.2 | 55 | 9.3 | \$1508 |
| | 1067 x 965 x 157 | 24.95 | 0.26 | |

Easily fits onto a 24" or deeper corner worksurface. Supports up to 35 lbs. Keyboard surface tilts from -10°/+10°. Infinite pneumatic height adjustment. Primary surface can be extended 20" above the desk. Black frame and surface. Comes with grommet for cord management. No tools required for installation.

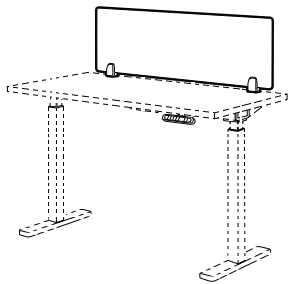
| ACCESSORIES | MODEL # | DIMENSIONS ^{IN} _{MM} | WEIGHT ^{LB} _{KG} | VOLUME ^{FT³} _{MT³} | LIST PRICE |
|-------------|---------|---|---------------------------------------|---|------------|
|-------------|---------|---|---------------------------------------|---|------------|



CPU Holder Dual Strap

| | W x D x H | | | |
|--------|--------------------------------|-----------|--------------|--------------|
| MVLCPU | 4 x 11 x 1.5 102 x 279 x 38 | 4 1.81 | 0.39 0.01 | \$165 |

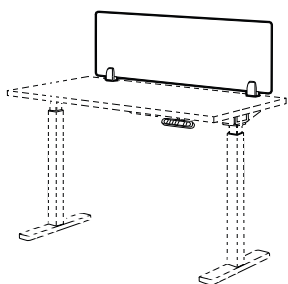
CPU slides on a 17" track and swivels to allow full accessibility and easy storage. Straps adjust and fasten with buckles for simple installation. Accommodates CPU's weighing up to 30 lbs. and measuring 64" in perimeter. **Requires 17" of depth clearance** under the surface for installation.



Fabric Privacy Panel - Upmount

| | | | | |
|-----------|-------------------------------------|-------------|-------------|--------------|
| ML1324DMF | 24 x 0.5 x 13.25 610 x 13 x 337 | 2.6 1.18 | 0.4 0.01 | \$458 |
| ML1330DMF | 30 x 0.5 x 13.25 762 x 13 x 337 | 3 1.36 | 0.5 0.01 | \$460 |
| ML1336DMF | 36 x 0.5 x 13.25 914 x 13 x 337 | 3.6 1.63 | 0.6 0.01 | \$494 |
| ML1342DMF | 42 x 0.5 x 13.25 1067 x 13 x 337 | 4.2 1.91 | 0.7 0.01 | \$529 |
| ML1348DMF | 48 x 0.5 x 13.25 1219 x 13 x 337 | 4.8 2.18 | 0.8 0.02 | \$530 |
| ML1354DMF | 54 x 0.5 x 13.25 1372 x 13 x 337 | 5.4 2.45 | 0.9 0.02 | \$565 |
| ML1360DMF | 60 x 0.5 x 13.25 1524 x 13 x 337 | 6 2.72 | 1 0.02 | \$759 |
| ML1366DMF | 66 x 0.5 x 13.25 1676 x 13 x 337 | 6.6 2.99 | 1.1 0.03 | \$785 |

Mounts to a 1" or 1 1/16" thick worksurface. Mounting brackets included. If using a privacy panel with a monitor arm, the mounting style of the arm should be grommet mount or freestanding. These privacy panels cannot be used with edge clamp style monitor arms. Not for use with Ionic benching kits. Shipped easy to assemble in 1 carton.

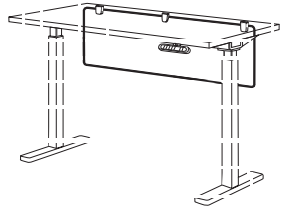


Laminate Privacy Panel - Upmount

| | | | | |
|-----------|---|---------------|-------------|--------------|
| ML1324DML | 23.75 x 0.44 x 13.25 603 x 11 x 337 | 14.4 6.53 | 0.5 0.01 | \$302 |
| ML1330DML | 29.75 x 0.44 x 13.25 756 x 11 x 337 | 17.1 7.76 | 0.6 0.01 | \$403 |
| ML1336DML | 35.75 x 0.44 x 13.25 908 x 11 x 337 | 19.8 8.98 | 0.7 0.01 | \$434 |
| ML1342DML | 41.75 x 0.44 x 13.25 1060 x 11 x 337 | 22.6 10.25 | 0.8 0.02 | \$437 |
| ML1348DML | 47.75 x 0.44 x 13.25 1213 x 11 x 337 | 25.3 11.48 | 0.9 0.02 | \$457 |
| ML1354DML | 53.75 x 0.44 x 13.25 1365 x 11 x 337 | 28 12.7 | 1 0.02 | \$542 |
| ML1360DML | 59.75 x 0.44 x 13.25 1518 x 11 x 337 | 31.2 14.15 | 1.1 0.03 | \$618 |
| ML1366DML | 65.75 x 0.44 x 13.25 1670 x 11 x 337 | 33.9 15.38 | 1.2 0.03 | \$645 |

Mounts to a 1" or 1 1/16" thick worksurface. Mounting brackets included. If using a privacy panel with a monitor arm, the mounting style of the arm should be grommet mount or freestanding. These privacy panels cannot be used with edge clamp style monitor arms. Not for use with Ionic benching kits. Shipped easy to assemble in 1 carton.

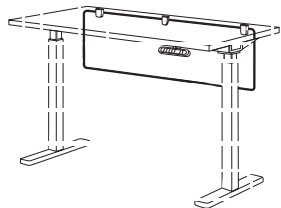
| ACCESSORIES | MODEL # | DIMENSIONS | WEIGHT | VOLUME | LIST PRICE |
|-------------|---------|------------|--------|--------|------------|
|-------------|---------|------------|--------|--------|------------|



Fabric Privacy Panel - Undermount

| | W x D x H | | | | |
|-----------|-------------------------------------|-------------|-------------|--|--------------|
| ML1324UMF | 24 x 0.5 x 13.25 610 x 13 x 337 | 2.6 1.18 | 0.4 0.01 | | \$458 |
| ML1330UMF | 30 x 0.5 x 13.25 762 x 13 x 337 | 3 1.36 | 0.5 0.01 | | \$460 |
| ML1336UMF | 36 x 0.5 x 13.25 914 x 13 x 337 | 3.6 1.63 | 0.6 0.01 | | \$494 |
| ML1342UMF | 42 x 0.5 x 13.25 1067 x 13 x 337 | 4.2 1.91 | 0.7 0.01 | | \$529 |
| ML1348UMF | 48 x 0.5 x 13.25 1219 x 13 x 337 | 4.8 2.18 | 0.8 0.02 | | \$530 |
| ML1354UMF | 54 x 0.5 x 13.25 1372 x 13 x 337 | 5.4 2.45 | 0.9 0.02 | | \$565 |
| ML1360UMF | 60 x 0.5 x 13.25 1524 x 13 x 337 | 6 2.72 | 1 0.02 | | \$759 |
| ML1366UMF | 66 x 0.5 x 13.25 1676 x 13 x 337 | 6.6 2.99 | 1.1 0.03 | | \$785 |

Mounts to a 1" or 1 1/16" thick worksurface. Mounting brackets included. To add privacy panels to Ionic benching kits (pages 113-115), use undermount privacy panels with adapter brackets MVLPPABx (page 116). If using a privacy panel with a monitor arm, the mounting style of the arm should be grommet mount or freestanding. These privacy panels cannot be used with edge clamp style monitor arms. Shipped easy to assemble in 1 carton.



Laminate Privacy Panel - Undermount

| | | | | | |
|-----------|---|---------------|-------------|--|--------------|
| ML1324UML | 23.75 x 0.44 x 13.25 603 x 11 x 337 | 14.7 6.53 | 0.5 0.01 | | \$302 |
| ML1330UML | 29.75 x 0.44 x 13.25 756 x 11 x 337 | 17.4 7.89 | 0.6 0.01 | | \$403 |
| ML1336UML | 35.75 x 0.44 x 13.25 908 x 11 x 337 | 20.2 9.16 | 0.7 0.01 | | \$434 |
| ML1342UML | 41.75 x 0.44 x 13.25 1060 x 11 x 337 | 23 10.43 | 0.8 0.02 | | \$437 |
| ML1348UML | 47.75 x 0.44 x 13.25 1213 x 11 x 337 | 25.7 11.66 | 0.9 0.02 | | \$457 |
| ML1354UML | 53.75 x 0.44 x 13.25 1365 x 11 x 337 | 28.5 12.93 | 1 0.02 | | \$542 |
| ML1360UML | 59.75 x 0.44 x 13.25 1518 x 11 x 337 | 31.7 14.38 | 1.1 0.03 | | \$618 |
| ML1366UML | 65.75 x 0.44 x 13.25 1670 x 11 x 337 | 34.5 15.65 | 1.2 0.03 | | \$645 |

Mounts to a 1" or 1 1/16" thick worksurface. Mounting brackets included. To add privacy panels to Ionic benching kits (pages 113-115), use undermount privacy panels with adapter brackets MVLPPABx (page 116). If using a privacy panel with a monitor arm, the mounting style of the arm should be grommet mount or freestanding. These privacy panels cannot be used with edge clamp style monitor arms. Shipped easy to assemble in 1 carton.

| ACCESSORIES | MODEL # | DIMENSIONS | WEIGHT | VOLUME | LIST PRICE |
|-------------|---------|------------|--------|--------|------------|
|-------------|---------|------------|--------|--------|------------|

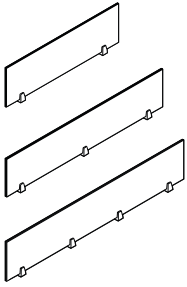
W x D x H

Set of 1

| | | | | |
|------------|--|--------------------|--------------------|--------------|
| MVLPET42-1 | 42 x 0.36 x 13.25 <i>1067 x 9 x 337</i> | 2.6 <i>1.18</i> | 0.8 <i>0.02</i> | \$294 |
| MVLPET48-1 | 48 x 0.36 x 13.25 <i>1219 x 9 x 337</i> | 3.3 <i>1.5</i> | 0.9 <i>0.02</i> | \$309 |
| MVLPET54-1 | 54 x 0.36 x 13.25 <i>1372 x 9 x 337</i> | 3.6 <i>1.63</i> | 1 <i>0.02</i> | \$396 |
| MVLPET60-1 | 60 x 0.36 x 13.25 <i>1524 x 9 x 337</i> | 3.8 <i>1.72</i> | 1.1 <i>0.03</i> | \$409 |
| MVLPET66-1 | 66 x 0.36 x 13.25 <i>1676 x 9 x 337</i> | 4.5 <i>2.04</i> | 1.3 <i>0.03</i> | \$482 |

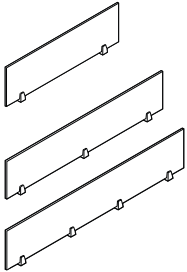
Set of 4

| | | | | |
|------------|--|---------------------|--------------------|---------------|
| MVLPET42-4 | 42 x 0.36 x 13.25 <i>1067 x 9 x 337</i> | 9.5 <i>4.31</i> | 0.8 <i>0.02</i> | \$1123 |
| MVLPET48-4 | 48 x 0.36 x 13.25 <i>1219 x 9 x 337</i> | 11.9 <i>5.4</i> | 1 <i>0.02</i> | \$1175 |
| MVLPET54-4 | 54 x 0.36 x 13.25 <i>1372 x 9 x 337</i> | 12.8 <i>5.81</i> | 1.1 <i>0.03</i> | \$1517 |
| MVLPET60-4 | 60 x 0.36 x 13.25 <i>1524 x 9 x 337</i> | 13.8 <i>6.26</i> | 1.2 <i>0.03</i> | \$1561 |
| MVLPET66-4 | 66 x 0.36 x 13.25 <i>1676 x 9 x 337</i> | 16.2 <i>7.35</i> | 1.3 <i>0.03</i> | \$1840 |



PET Felt Privacy Screen

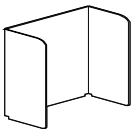
Mounts to 1" thick laminate surface, may be installed as undermount or up mount position. Mounting brackets included. Secured with wood screws, will mar the top surface when installed in upmount position. If using a privacy panel with a monitor arm, the mounting style of the arm should be grommet mount or freestanding. These privacy panels cannot be used with edge clamp style monitor arms. Shipped easy to assemble in 1 carton.



Acrylic Privacy Panel

| | | | | |
|---------|--|--------------------|--------------------|--------------|
| MVLAP42 | 42.5 x 0.25 x 13.25 <i>1080 x 6 x 337</i> | 3.6 <i>1.63</i> | 0.8 <i>0.02</i> | \$336 |
| MVLAP48 | 48.5 x 0.25 x 13.25 <i>1232 x 6 x 337</i> | 4.3 <i>1.95</i> | 1 <i>0.02</i> | \$382 |
| MVLAP54 | 54.5 x 0.25 x 13.25 <i>1384 x 6 x 337</i> | 5.1 <i>2.31</i> | 1.1 <i>0.03</i> | \$515 |
| MVLAP60 | 60.5 x 0.25 x 13.25 <i>1537 x 6 x 337</i> | 5.3 <i>2.4</i> | 1.2 <i>0.03</i> | \$560 |
| MVLAP66 | 66.5 x 0.25 x 13.25 <i>1689 x 6 x 337</i> | 6.5 <i>2.95</i> | 1.3 <i>0.03</i> | \$585 |

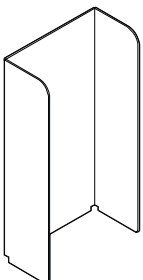
Mounting brackets included. If using a privacy panel with a monitor arm, the mounting style of the arm should be grommet mount or freestanding. These privacy panels cannot be used with edge clamp style monitor arms. Shipped easy to assemble in 1 carton.



Desktop Short Partition

| | | | | |
|-----------|--|------------------|--------------------|--------------|
| MLDTP3224 | 31.5 x 15.5 x 23.5 <i>800 x 394 x 597</i> | 7 <i>3.18</i> | 0.5 <i>0.01</i> | \$256 |
|-----------|--|------------------|--------------------|--------------|

Lightweight freestanding desktop partition. Move wherever you need to provide a focus space. 9mm thick PET Felt, no hardware connections. Folds flat for storage when not in use. Ships in two pieces with a puzzle-like joint. Easy to assemble.



Floor Standing Tall Partition

| | | | | |
|-----------|---|------------------|--------------------|--------------|
| MLFSP3260 | 31.5 x 15.5 x 60 <i>800 x 394 x 1524</i> | 13 <i>5.9</i> | 1.2 <i>0.03</i> | \$769 |
|-----------|---|------------------|--------------------|--------------|

Lightweight freestanding floor partition. Move wherever you need to provide a focus space. 9mm thick PET Felt, no hardware connections. Folds flat for storage when not in use. Ships in two pieces with a puzzle-like joint. Easy to assemble.

| POWER DATA | MODEL # | DIMENSIONS ^{IN} _{MM} | WEIGHT ^{LB} _{KG} | VOLUME ^{FT³} _{MT³} | LIST PRICE |
|------------|---------|---|---------------------------------------|---|------------|
|------------|---------|---|---------------------------------------|---|------------|



Power/Data Block

| | W x D x H | | | |
|--------|----------------------------------|-----------|----------|--------------|
| MVLPDM | 6.5 x 3.5 x 2.8 165 x 89 x 71 | 2 0.91 | 0.1 - | \$268 |

Worksurface power and data module. Two power receptacles and two data receptacles. 9' cord. Worksurface cut-out must be done on-site by installer to accept MVLPDM. Template for cut-out provided. Available in **Black** only.



Mini Power Block

| | | | | |
|-----------|--------------------|------|-----|--------------|
| MVCOVSM2B | 2.25 x 3.75 x 3.12 | 2.35 | 0.5 | \$313 |
| MVCOVSM2S | 2.25 x 3.75 x 3.12 | 2.35 | 0.5 | \$313 |


Designed to retrofit into an existing grommet cut-out to bring power to the desktop. Fits in 3.27" x 1.9" cut-out (FOG, POG) and mounts to 0.5" to 2" thick surface. Includes two 12A, 120 VAC spill resistant power receptacles. 9' power cord with 90° flat plug with 45° rotation. ETL listed. Available in Black (**B**) or Silver (**S**) as indicated by last character of model number.



Mini Power/USB Block

| | | | | |
|-----------|--------------------|------|-----|--------------|
| MVCOVS1UB | 2.25 x 3.75 x 3.12 | 2.35 | 0.5 | \$494 |
| MVCOVS1US | 2.25 x 3.75 x 3.12 | 2.35 | 0.5 | \$494 |

Designed to retrofit into an existing grommet cut-out to bring power to the desktop. Fits in 3.27" x 1.9" cut-out (FOG, POG) and mounts to 0.5" to 2" thick surface. Includes one 12A, 120 VAC spill resistant power receptacle and two 2.1A (11W) USB charging ports. 9' power cord with 90° flat plug with 45° rotation. ETL listed. Available in Black (**B**) or Silver (**S**) as indicated by last character of model number.



Surface Mounted Power Module

| | | | | |
|-----------|-------------------------------------|-------------|----------|--------------|
| MVLDK1000 | 4.13 x 2.16 x 2.28 105 x 55 x 58 | 2.5 1.13 | 1.7 - | \$234 |
|-----------|-------------------------------------|-------------|----------|--------------|

Above surface or below surface mounted module with one power outlet and two 2.1 amp USB ports. Includes 10' power cord. Available in **Black** only.

MVL1900 lateral files
MVL25 vertical files
MVLPED pedestals
MVLSTOR storage cabinets

Filing



GENERAL INFORMATION

- Commercial quality lateral files.
- Keylock included with removable core.
- Lock bars on both sides of cabinet for increased security.
- Standard with counterweights.
- Leveling glides included.
- All drawer fronts feature a recessed angled full pull.
- 5 high lateral file - top opening has a receding door and roll-out shelf, four lower drawers have fixed fronts.
- Side-to-side hanging file bars are included and installed.
- Files bars can be positioned for letter/legal materials filing.
- All drawers feature ball bearing suspension.
- Coated with environmentally friendly, recyclable paint, electrostatically applied for a durable finish.
- Meets applicable ANSI/BIFMA standards.
- Canadian made with a Lifetime Warranty.
- Greenguard Certified.

CONSTRUCTION

- Fully welded seamless corners with internal steel corner gussets increase strength and rigidity.
- Key locks are random and cannot be specified.
- Positive interlocking system allows only one drawer to open at a time.
- Full extension ball bearing suspensions with a built-in feature to prevent drawer bounce back.
- Four adjustable leveling glides are easily accessible from inside or outside of the cabinet for quick and proper installation.
- Counterweights are included in 1 ½, 2, 3 and 4 high cabinets. 5 high cabinet is counterbalanced and does not need additional counterweights.
- Inside clearance of 12" openings is 11 ¼" high.

FINISHES

- MVL1900 lateral files are available in Black (BLK), Designer White (DWT), Grey (GRY) and Nevada (NEV) finishes.
- Available in all other Global standard colors at no upcharge, minimum order of 10 pieces (visit officestogo.com to see Global colors). 3-week lead time.
- An upcharge of 10% will apply to Metallic, Mica, Tungsten and special White finishes.

ACCESSORIES

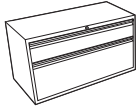
- Lateral file laminate top
- Low storage cushions for 1 ½" high units
- Mobile lateral kit
- Front-to-back file bars
- Side-to-side file bars
- Plate dividers
- Extra keys

SHIPPING

- MVL1900 lateral files are shipped fully assembled.

| LATERAL FILES | MODEL # | DIMENSIONS ^{IN} _{MM} | WEIGHT ^{LB} _{KG} | VOLUME ^{FT³} _{MT³} | LIST PRICE |
|---------------|---------|---|---------------------------------------|---|------------|
|---------------|---------|---|---------------------------------------|---|------------|

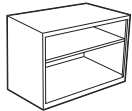
W x D x H



1 1/2 Drawer High Lateral Cabinet

| | | | | |
|-----------|---------------------------------------|--------------|---------------|--------------|
| M1930PXBF | 30 x 19.25 x 21.25 762 x 489 x 540 | 117 53.07 | 9.5 0.26 | \$876 |
| M1936PXBF | 36 x 19.25 x 21.25 914 x 489 x 540 | 127 57.61 | 11.25 0.31 | \$910 |

One 6" high fixed front drawer, one 12" high fixed front drawer. Inside drawer clearance: 5 1/8" high and 11 1/4" high respectively. Recessed angled full pulls. Side-to-side file bars, counterweights, levelers and lock included. Shipped assembled in 1 carton.



1 1/2 Open Shelf

| | | | | |
|-----------|---------------------------------------|-------------|---------------|--------------|
| M19301XSN | 30 x 19.25 x 21.25 762 x 489 x 540 | 50 22.68 | 9.5 0.26 | \$587 |
| M19361XSN | 36 x 19.25 x 21.25 914 x 489 x 540 | 56 25.4 | 11.25 0.31 | \$630 |

21 1/4" high open shelf, 18" high inside clearance with one 2-position adjustable shelf. Levelers included. Shipped assembled in 1 carton.



2 Drawer High Lateral Cabinet

| | | | | |
|-----------|---------------------------------------|--------------|--------------|--------------|
| MVL1936P2 | 36 x 19.25 x 27.31 914 x 489 x 694 | 124 56.25 | 14.6 0.41 | \$956 |
|-----------|---------------------------------------|--------------|--------------|--------------|


36" wide. Two 12" opening fixed front drawers. Recessed angled full pulls. Side-to-side file bars, counterweights and lock included. Shipped assembled in 1 carton.



3 Drawer High Lateral Cabinet

| | | | | |
|-----------|--|--------------|---------------|---------------|
| MVL1936P3 | 36 x 19.25 x 39.68 914 x 489 x 1008 | 149 67.59 | 15.67 0.44 | \$1323 |
|-----------|--|--------------|---------------|---------------|


36" wide. Three 12" opening fixed front drawers. Recessed angled full pulls. Side-to-side file bars, counterweights and lock included. Shipped assembled in 1 carton.



4 Drawer High Lateral Cabinet

| | | | | |
|-----------|--|--------------|---------------|---------------|
| MVL1936P4 | 36 x 19.25 x 52.06 914 x 489 x 1322 | 179 81.19 | 20.88 0.59 | \$1643 |
|-----------|--|--------------|---------------|---------------|

36" wide. Four 12" opening fixed front drawers. Recessed angled full pulls. Side-to-side file bars, counterweights and lock included. Shipped assembled in 1 carton.



5 Drawer High Lateral Cabinet

| | | | | |
|-----------|--|--------------|--------------|---------------|
| MVL1936P5 | 36 x 19.25 x 66.56 914 x 489 x 1691 | 204 92.53 | 33.4 0.94 | \$2176 |
|-----------|--|--------------|--------------|---------------|

36" wide. Top opening has a 12" receding door and roll-out shelf. Four lower openings have 12" opening fixed front drawers. Recessed angled full pulls. Side-to-side file bars, counterweights and lock included. Shipped assembled in 1 carton.

LATERAL FILES **MODEL #** **DIMENSIONS** ^{IN} _{MM} **WEIGHT** ^{LB} _{KG} **VOLUME** ^{FT³} _{MT³} **LIST PRICE**

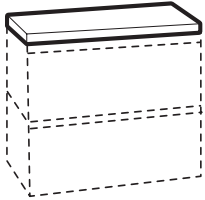


Mobile 2 High Lateral File

| | W x D x H | | | |
|-----------|------------------|-------|-------|---------------|
| MVL1936M2 | 36 x 19.25 x 30 | 130 | 14.77 | \$1209 |
| | 914 x 489 x 762 | 58.97 | 0.41 | |

36" wide. Consists of MVL1936P2 (Two Drawer High Lateral File) plus MVLMLK (Mobile Lateral Kit). Shipped assembled in 2 cartons.

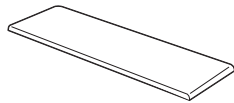
MVL1900 ACCESSORIES



Top For 19.25"D Storage Unit

| | | | | |
|----------|-----------------------------------|-------------|--------------|--------------|
| ML7219LT | 72 x 19.25 x 1 1829 x 489 x 25 | 33 14.97 | 1.81 0.05 | \$204 |
| ML6619LT | 66 x 19.25 x 1 1676 x 489 x 25 | 30 13.61 | 1.67 0.04 | \$197 |
| ML6019LT | 60 x 19.25 x 1 1524 x 489 x 25 | 28 12.7 | 1.53 0.04 | \$192 |
| ML3619LT | 36 x 19.25 x 1 914 x 489 x 25 | 17 7.71 | 0.97 0.02 | \$132 |
| ML3019LT | 30 x 19.25 x 1 762 x 489 x 25 | 14 6.35 | 0.83 0.02 | \$125 |

Can be used to create a credenza. Single top for pair of 19.25"D storage units without tops. Available in all Ionic finishes (see page 143). Shipped in 1 carton.
72" for two 36"W units
66" for one 30"W and one 36"W units
60" for two 30"W tops
ML3619LT and ML3019LT for use with single 19.25"D low storage units.




Low Storage Cushions

| | | | | |
|----------|-----------------------------------|------------|-------------|--------------|
| MVL1930C | 30 x 19.25 x 2 762 x 489 x 51 | 11 4.99 | 1.3 0.03 | \$250 |
| MVL1936C | 36 x 19.25 x 2 914 x 489 x 51 | 13 5.9 | 2.6 0.07 | \$286 |
| MVL1960C | 60 x 19.25 x 2 1524 x 489 x 51 | 20 9.07 | 2.6 0.07 | \$460 |
| MVL1966C | 66 x 19.25 x 2 1676 x 489 x 51 | 16 7.26 | 5.2 0.14 | \$496 |
| MVL1972C | 72 x 19.25 x 2 1829 x 489 x 51 | 22 9.98 | 2.4 0.06 | \$532 |

Cushions for 19.25"D low storage lateral files (M1930PXB, M1936PXB, M1930XSN and M1936XSN). Storage must have a finished laminate top to accept the cushion. Waterfall front and back edge, attaches with Velcro strips (supplied). Can be upholstered in all OTG seating fabrics (see page 142). Shipped assembled in 1 carton.

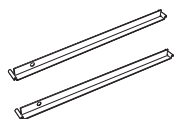
Alternate textile options: Graded-in textiles are available. No minimum quantities. Contact Customer Service for pricing



Mobile Lateral Kit

| | | | | |
|--------|-----------------------------------|-----------|--------------|--------------|
| MVLMLK | 20.9 x 2.5 x 3.9 531 x 64 x 99 | 6 2.72 | 0.17 4.31 | \$253 |
|--------|-----------------------------------|-----------|--------------|--------------|

Use kit to convert MVL1936P2 (Two Drawer High Lateral File) to a mobile two high lateral file. Kit includes support rails and four casters. Shipped assembled in 1 carton.

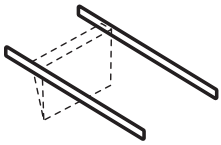


Front-to-Back File Bars

| | | | | |
|--------|-----------------------------|-----------|-------------|-------------|
| MVLFBB | 15 x 1 x 1 381 x 25 x 25 | 1 0.45 | 0.8 0.02 | \$29 |
|--------|-----------------------------|-----------|-------------|-------------|

Must be used in conjunction with MVLHFB36 (Side-to-Side File Bars). One pair. Shipped in 1 carton.

MVL1900 ACCESSORIES



Side-to-Side File Bars

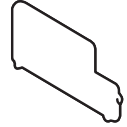


Plate Dividers



Extra Key

| MODEL # | DIMENSIONS ^{IN} _{MM} | WEIGHT ^{LB} _{KG} | VOLUME ^{FT³} _{MT³} | LIST PRICE |
|----------|---|---------------------------------------|---|-------------|
| MVLHFB36 | W x D x H 33.25 x 0.4 x 1.25 | 4 | 0.5 | \$52 |
| | 845 x 10 x 32 | 1.81 | 0.01 | |

Hanging file bars. One pair. Shipped in 1 carton.

| | | | | |
|-------|------------------|------|------|-------------|
| MVLPD | 13.25 x 0.01 x 7 | 4 | 0.5 | \$52 |
| | 337 x 0.25 x 178 | 1.81 | 0.01 | |

Three per package. **EFC** (environmentally friendly color - similar to Charcoal Grey due to the use of recycled powder). Shipped in 1 carton.

| | | | | |
|-------|---|------|-----|-------------|
| MVLEK | - | 0.1 | 0.1 | \$17 |
| | - | 0.05 | - | |

Please specify key number at time of order. Key range W401-W550. Shipped in 1 carton.



MVL25201



MVL25251



MVL25401



MVL25451

GENERAL INFORMATION

- Commercial quality vertical files.
- To be used in freestanding applications, not intended to support worksurfaces.
- Keylock included with removable core.
- All drawer fronts feature a recessed angled full pull.
- Models are available in letter and legal widths.
- All drawers feature ball bearing suspension.
- Case rests directly on floor, leveling glides are not included.
- Coated with environmentally friendly, recyclable paint, electrostatically applied for a durable finish.
- Meets applicable ANSI/BIFMA standards.
- Canadian made with a Lifetime Warranty.
- Greenguard Certified.

CONSTRUCTION

- Welded one-piece top.
- High side walls accommodate hanging file folders.
- Locks are standard and have removable cores.
- Key locks are random and cannot be specified.
- Drawers are 25"D.

FINISHES

- MVL25 vertical files are available in Black (BLK), Designer White (DWT), Grey (GRY) and Nevada (NEV) finishes.
- Available in all other Global standard colors at no upcharge, minimum order of 10 pieces (visit officestogo.com to see Global colors). 3-week lead time.
- An upcharge of 10% will apply to Metallic, Mica, Tungsten and special White finishes.

SHIPPING

- MVL25 vertical files are shipped fully assembled.

VERTICAL FILES



2 Drawer Vertical File

| MODEL # | DIMENSIONS ^{IN} _{MM} | WEIGHT ^{LB} _{KG} | VOLUME ^{FT³} _{MT³} | LIST PRICE |
|----------|---|---------------------------------------|---|--------------|
| MVL25201 | 15.15 x 25 x 29 385 x 635 x 737 | 62 28.12 | 9 0.25 | \$457 |

Letter width. Two 25"D drawers. Ball bearing suspension. Recessed angled full pulls. Lock included. Shipped assembled in 1 carton.



2 Drawer Vertical File

| | | | | |
|----------|------------------------------------|-------------|------------|--------------|
| MVL25251 | 18.15 x 25 x 29 461 x 635 x 737 | 67 30.39 | 11 0.31 | \$481 |
|----------|------------------------------------|-------------|------------|--------------|

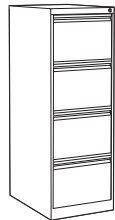
Legal width. Two 25"D drawers. Ball bearing suspension. Recessed angled full pulls. Lock included. Shipped assembled in 1 carton.



4 Drawer Vertical File

| | | | | |
|----------|-------------------------------------|-------------|------------|--------------|
| MVL25401 | 15.15 x 25 x 52 385 x 635 x 1321 | 112 50.8 | 16 0.45 | \$703 |
|----------|-------------------------------------|-------------|------------|--------------|

Letter width. Four 25"D drawers. Ball bearing suspension. Recessed angled full pulls. Lock included. Shipped assembled in 1 carton.

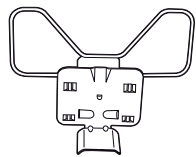


4 Drawer Vertical File

| | | | | |
|----------|-------------------------------------|--------------|-----------|--------------|
| MVL25451 | 18.15 x 25 x 52 461 x 635 x 1321 | 122 55.34 | 18 0.5 | \$771 |
|----------|-------------------------------------|--------------|-----------|--------------|

Legal width. Four 25"D drawers. Ball bearing suspension. Recessed angled full pulls. Lock included. Shipped assembled in 1 carton.

MVL25 ACCESSORIES



Follower Block

| | | | | |
|-------|-------------------------------|--------------|-----------|-------------|
| MVLFB | 10 x 5 x 9 254 x 127 x 229 | 1.34 0.61 | 0.17 - | \$29 |
|-------|-------------------------------|--------------|-----------|-------------|

Shipped assembled in 1 carton.



Extra Key

| | | | | |
|-------|---|-------------|----------|-------------|
| MVLEK | - | 0.1 0.05 | 0.1 - | \$17 |
|-------|---|-------------|----------|-------------|

Please specify key number at time of order. Key range W401-W550. Shipped in 1 carton.



GENERAL INFORMATION

- Commercial quality pedestals.
- To be used under a worksurface. May be used in a worksurface supporting application.
- Keylock included with removable core.
- All drawer fronts feature a recessed angled full pull.
- Leveling glides included except on mobile units.
- Box/box/file and file/file models are available.
- Box/box/file and box/file configurations come with one pencil tray.
- Side-to-side hanging file bars are included in file drawers.
- All drawers feature ball bearing suspension.
- Pedestals are 23"D, 27 5/8"H and 15"W.
- Coated with environmentally friendly, recyclable paint, electrostatically applied for a durable finish.
- Meets applicable ANSI/BIFMA standards.
- Canadian made with a Lifetime Warranty.
- Greenguard Certified.

CONSTRUCTION

- Wrap around corners.
- High side walls to accommodate hanging file folders.
- Locks are standard and have removable cores.
- Key locks are random and cannot be specified.
- Four adjustable leveling glides are easily accessible from inside or outside of the pedestal for quick and proper installation.

FINISHES

- MVLPED pedestals are available in Black (BLK), Designer White (DWT), Grey (GRY) and Nevada (NEV) finishes.
- Available in all other Global standard colors at no upcharge, minimum order of 10 pieces (visit officestogo.com to see Global colors). 3-week lead time.
- An upcharge of 10% will apply to Metallic, Mica, Tungsten and special White finishes.

SHIPPING

- MVLPED pedestals are shipped fully assembled.

PEDESTALS



Box/Box/File Pedestal

| MODEL # | DIMENSIONS ^{IN} _{MM} | WEIGHT ^{LB} _{KG} | VOLUME ^{FT³} _{MT³} | LIST PRICE |
|-----------|---|---------------------------------------|---|--------------|
| MVLW23BBF | 15 x 23 x 27.62 381 x 584 x 702 | 84 38.1 | 7 0.19 | \$507 |

23" deep. Two box drawers and one file drawer. Suitable for under worksurface use in both surface supporting and non-weight bearing applications. Recessed angled full pulls. Leveling glides. Ball bearing suspension. Includes pencil tray. Lock mounted on right-hand side. Top has four predrilled holes for attaching to worksurface. Shipped assembled in 1 carton.



File/File Pedestal

| | | | | |
|----------|------------------------------------|------------|-----------|--------------|
| MVLW23FF | 15 x 23 x 27.62 381 x 584 x 702 | 84 38.1 | 7 0.19 | \$493 |
|----------|------------------------------------|------------|-----------|--------------|

23" deep. Two file drawers. Suitable for under worksurface use in both surface supporting and non-weight bearing applications. Recessed angled full pulls. Leveling glides. Ball bearing suspension. Lock mounted on right-hand side. Top has four predrilled holes for attaching to worksurface. Shipped assembled in 1 carton.

MOBILE PEDESTALS



Box/File Mobile Pedestal

| | | | | |
|---------|--------------------------------------|-------------|-------------|--------------|
| MVL19BF | 15 x 18.5 x 23.13 381 x 470 x 588 | 54 24.49 | 4.5 0.12 | \$613 |
|---------|--------------------------------------|-------------|-------------|--------------|

19" deep. One box drawer and one file drawer. Recessed angled full pulls. Four hooded casters included. Ball bearing drawer suspension. Includes pencil tray and one set of side-to-side file bars. Counterweight included. Lock mounted on right-hand side. Cushion sold separately, see MVL19C (below). Shipped assembled in 1 carton.




Cushion for Box/File Mobile Pedestal

| | | | | |
|--------|-----------------------------------|-----------|-------------|--------------|
| MVL19C | 15 x 18.5 x 2.5 381 x 470 x 64 | 5 2.27 | 1.1 0.03 | \$138 |
|--------|-----------------------------------|-----------|-------------|--------------|

Cushion for **MVL19BF** (above). Attaches to mobile pedestal with Velcro strips (supplied). Can be upholstered in all OTG seating fabrics including Luxhide finishes in polyurethane (PU) mock leather (see page 142). Shipped in 1 carton.

Limited Lifetime Warranty (5-year exceptions apply - see page 146).
In seating applications, weight capacity for this series is 300 lbs.

Alternate textile options: Graded-in textiles are available. No minimum quantities. Contact Customer Service for pricing.



Box/File Mobile Pedestal

| | | | | |
|---------|--------------------------------------|-------------|-------------|--------------|
| MVL23BF | 15 x 22.5 x 23.13 381 x 572 x 588 | 58 26.31 | 5.4 0.15 | \$638 |
|---------|--------------------------------------|-------------|-------------|--------------|

23" deep. One box drawer and one file drawer. Recessed angled full pulls. Four hooded casters included. Ball bearing drawer suspension. Includes pencil tray and one set of side-to-side file bars. Counterweight included. Lock mounted on right-hand side. Cushion sold separately, see MVL23C (below). Shipped assembled in 1 carton.

MOBILE PEDESTALS **MODEL #** **DIMENSIONS** ^{IN}/_{MM} **WEIGHT** ^{LB}/_{KG} **VOLUME** ^{FT³}/_{MT³} **LIST PRICE**



Cushion for Box/File Mobile Pedestal

| | W x D x H | | | |
|--------|------------------|------|------|--------------|
| MVL23C | 15 x 22.5 x 2.5 | 6 | 1.1 | \$169 |
| | 381 x 572 x 64 | 2.72 | 0.03 | |

Cushion for **MVL23BF** (above). Attaches to mobile pedestal with Velcro strips (supplied). Can be upholstered in all OTG seating fabrics including Luxhide finishes in polyurethane (PU) mock leather (see page 142). Shipped in 1 carton.

Limited Lifetime Warranty (5-year exceptions apply - see page 146).
In seating applications, weight capacity for this series is 300 lbs.

Alternate textile options: Graded-in textiles are available. No minimum quantities. Contact Customer Service for pricing.



Box/Box/File Mobile Pedestal

| | | | | |
|-----------|--------------------|-------|------|--------------|
| MVLM23BBF | 15 x 22.62 x 27.87 | 75 | 5.5 | \$639 |
| | 381 x 575 x 708 | 34.02 | 0.15 | |

23" deep. Two box drawers drawers and one file drawer. Recessed angled full pulls. Includes one pencil tray. Lock mounted on the right-hand side. Counterweight included. Shipped assembled in 1 carton.



File/File Mobile Pedestal

| | | | | |
|----------|--------------------|-------|------|--------------|
| MVLM23FF | 15 x 22.62 x 27.87 | 72 | 5.5 | \$625 |
| | 381 x 575 x 708 | 32.66 | 0.15 | |

23" deep. Two file drawers. Recessed angled full pulls. Lock mounted on the right-hand side. Counterweight included. Shipped assembled in 1 carton.



MVL42L



MVL72L

GENERAL INFORMATION

- Commercial quality storage cabinets.
- All doors feature a recessed angled vertical full pull.
- 42"H cabinet comes with two shelves (one fixed and one adjustable).
- 72"H cabinet comes with four shelves (one fixed and three adjustable).
- Bottom pan can also be used as a shelf.
- Leveling glides included.
- Coated with environmentally friendly, recyclable paint, electrostatically applied for a durable finish.
- Meets applicable ANSI/BIFMA standards.
- Canadian made with a Lifetime Warranty.
- Greenguard Certified.

CONSTRUCTION

- Welded one-piece top.
- Locks are standard and have removable cores.
- Key locks are random and cannot be specified.
- Four adjustable leveling glides are easily accessible from inside or outside of the cabinet for ease of adjustment.
- Cabinets are 18"D.

FINISHES

- MVLSTOR storage cabinets are readily available in Black (BLK), Designer White (DWT), Grey (GRY) and Nevada (NEV) finishes.
- Available in all other Global standard colors at no upcharge, minimum order of 10 pieces (visit officestogo.com to see Global colors.) 3-week lead time.

ACCESSORIES

- Additional shelf for storage cabinet.

SHIPPING

- MVLSTOR storage cabinets are shipped fully assembled.

STORAGE CABINETS **MODEL #** **DIMENSIONS** ^{IN}/_{MM} **WEIGHT** ^{LB}/_{KG} **VOLUME** ^{FT³}/_{MT³} **LIST PRICE**



Recessed Angled Full Pull Cabinet

| W x D x H | | | | |
|-----------|------------------|-------|------|--------------|
| MVLS42L | 36 x 18 x 42 | 100 | 20 | \$629 |
| | 914 x 457 x 1067 | 45.36 | 0.56 | |

42" high. One fixed shelf and one adjustable shelf. Bottom pan can also be used as a shelf. Two door hinged storage cabinet. Recessed angled vertical full pulls. Lock and leveling glides included. Shipped assembled in 1 carton.



Recessed Angled Full Pull Cabinet

| | | | | |
|---------|------------------|-------|------|--------------|
| MVLS72L | 36 x 18 x 72 | 135 | 36 | \$850 |
| | 914 x 457 x 1829 | 61.23 | 1.01 | |

72" high. One fixed shelf and three adjustable shelves. Bottom pan can also be used as a shelf. Two door hinged storage cabinet. Recessed angled vertical full pulls. Lock and leveling glides included. Shipped assembled in 1 carton.

ADDITIONAL SHELF



Additional Shelf for Storage Cabinet

| | | | | |
|--------|----------------|------|------|-------------|
| MVLFWS | 36 x 18 x 0.75 | 7 | 0.4 | \$99 |
| | 914 x 457 x 19 | 3.18 | 0.01 | |

Extra shelf for storage cabinets. Available in finishes to match cabinet. Shipped in 1 carton.

Textiles & Finishes

Care and Cleaning

Textiles

Fabrics: To extend the life of your seating upholstered in fabric, regularly dust the chair to prevent airborne particles from penetrating the fabric surface.

For light soiling, use a damp cloth and blot the spot with very light pressure, taking care never to soak the fabric. Dry with a clean cloth by blotting - never rub fabric. More intense stains can be treated the same way, but with a mild detergent. Always test fabric first in an unseen area before using any cleaning method.

Luxhide bonded leather: For regular cleaning, simply use a soft damp cloth, taking care not to soak the leather. For more thorough treatment, soak a soft cloth in a mild soap solution and wipe surface in a light circular motion. Repeat with clean water. Allow to dry and polish with a soft dry cloth. Do not use detergents, aerosol sprays or other polishes.

Hard Surfaces

Laminate & painted metal finishes: Wipe the surface with a clean soft damp cloth; if needed, a mild soap solution (i.e. Ivory dishwashing liquid) can be used. To prevent streaks, dry the surface with a clean dry soft cloth moving in a circular motion.

-
- **Water-based cleaner (W):** Spot clean, using the foam only from a water-based cleaning agent, such as a mild detergent or non-solvent upholstery shampoo product. Apply foam with a soft brush in a circular motion. Vacuum when dry. Pretest small area before proceeding.
 - **Solvent cleaner (S):** Spot clean, using a mild water-free solvent or dry cleaning product. Clean only in a well-ventilated room and avoid any product containing carbon tetrachloride or other toxic materials. Pretest a small area before proceeding.
 - **Water/solvent cleaner (WS):** Spot clean with a mild solvent, an upholstery shampoo, or the foam from a mild detergent. When using a solvent or dry cleaning product, follow instructions carefully and clean only in a well-ventilated room. Avoid any product that contains carbon tetrachloride or other toxic materials. With either method, pretest a small area before proceeding.
 - **Vacuum only (X):** Clean this fabric only by vacuuming or light brushing to prevent accumulation of dust and grime. Water-based foam cleaning agents of any kind may cause excessive shrinking, staining, or distortion of the surface pile and therefore, should not be used.
 - These recommendations and codes were developed by fabric specialists. However, because of the various ways fabric can be stained or damaged, there is no guarantee that the results will be completely successful. Use suggested methods on your own responsibility. To help prevent overall soil, frequent vacuuming or light brushing to remove dust and grime is recommended. Use professional furniture cleaning service when overall soiled condition has been reached.

TEXTILES AND FINISHES

SEATING UPHOLSTERY

BANTAM

| | | | | | |
|--------------|---------------|-----------------|------------------|--------------|---------------|
| Apple (BM21) | Cosmic (BM25) | Dove (BM23) | Firelight (BM26) | Ghost (BM22) | Ginger (BM27) |
| Iron (BM24) | Rabbit (BM20) | Tropical (BM28) | | | |

Bantam is a durable, bleach cleanable (9:1) vinyl, but due to the stiff nature of the textile, this vinyl is prone to bunching and will not upholster as smoothly as other coverings in the following series. Beta, Danio, Full-Time, M-Task, Minto, Pacer, Part-time, Soda, Stradic and Tami.

CARRERA

| | | | | | |
|--------------|--------------|-----------------|-------------------|----------------|-----------------|
| Aspen (CE88) | Azure (CE91) | Charcoal (CE98) | Chili (CE92) | Dune (CE89) | Flannel (CE90) |
| Ink (CE95) | Java (CE97) | Jute (CE93) | Rainforest (CE87) | Sangria (CE96) | Savannah (CE85) |
| Slate (CE86) | Zest (CE84) | | | | |

DOBBY

| | | | | | |
|---------------------|---------------|---------------|-----------------|-----------------|----------------|
| Berry (DB39) | Black (DB42) | Bonsai (DB31) | Charcoal (DB38) | Cloud (DB32) | Corfu (DB36) |
| Medium Taupe (DB37) | Pewter (DB34) | Royal (DB40) | Sand (DB33) | Santa Fe (DB35) | Snowcap (DB30) |
| Titanium (DB41) | | | | | |

FUSION

| | | | | | |
|------------------|-----------------|---------------|---------------|--------------|------------------|
| Aqua (FU75) | Cadet (FU79) | Carbon (FU85) | Cobalt (FU83) | Flax (FU84) | Fresh (FU72) |
| Granite (FU77) | Graphite (FU81) | Moss (FU73) | Oasis (FU80) | Poppy (FU78) | Sandstone (FU76) |
| Tangerine (FU71) | Tomato (FU74) | Viola (FU82) | | | |

HUDSON

| | | | | | |
|-----------------|-----------------|---------------|-----------------|-------------|---------------|
| Carbon (HD11) | Cerulean (HD14) | Coffee (HD07) | Cordovan (HD02) | Grey (HD08) | Meadow (HD06) |
| Midnight (HD12) | Mocha (HD09) | Ocean (HD13) | Orange (HD04) | Ruby (HD03) | Thyme (HD10) |
| Wheat (HD05) | | | | | |

ILLUSION

| | | | | | |
|-------------------|----------------|----------------|----------------|--------------|---------------|
| Cappuccino (II01) | Cayenne (II06) | Currant (II10) | Dusk (II08) | Ebony (II13) | Fiji (II11) |
| Hemp (II05) | Maui (II07) | Ozone (II12) | Paprika (II02) | Smoke (II09) | Tropic (II03) |
| Wicker (II04) | | | | | |

JENNY

| | | | | | |
|----------------|------------------|-------------------|-----------------|--------------|----------------------|
| Admiral (JN08) | Berry (JN31) | Cascade (JN28) | Charcoal (JN11) | Ebony (JN02) | Green Grass (JN32) |
| Harvest (JN29) | Melon (JN30) | Midnite (JN01) | Oatmeal (JN26) | Roast (JN33) | Silver Lining (JN25) |
| Slate (JN03) | Sunflower (JN27) | Vermillion (JN07) | | | |

LUXHIDE BONDED LEATHER

| | | | | | |
|--------------------|----------------------|----------------------|------------------------|------------------------|-----------------------|
| Black (PU30/BL20) | Burgundy (PU36/BL26) | Charcoal (PU37/BL27) | Dark Brown (PU34/BL24) | Light Grey (PU41/BL34) | Parchment (PU32/BL22) |
| Saddle (PU33/BL23) | White (PU38/BL28) | | | | |

Luxhide is made up of leather, polyurethane and a poly-cotton weave. This durable covering has the look and feel of top grain leather. Luxhide Offices to Go chairs are upholstered using bonded leather on the seating surfaces. Matching synthetic leather may be used on the back and trim.

MESH FABRIC - ARCHER II

| | | | |
|-------------------|--------------------|--------------------|-------------------|
| Coal Black (VU19) | Quarry Grey (VU15) | Red Mittens (VU70) | Tidal Wave (VU16) |
|-------------------|--------------------|--------------------|-------------------|

MESH FABRIC - AVRO AND IBEX

| | | |
|---------------------------|-----------------------|---------------------|
| Black (MS69) - Avro, Ibex | Natural (MS74) - Avro | Stone (MS71) - Avro |
|---------------------------|-----------------------|---------------------|

QUILT

| | | | | | |
|----------------|------------------|----------------------|--------------|--------------|--------------|
| Black (QL10) | Cadet (QL23) | Charcoal Grey (QL11) | Cocoa (QL29) | Daisy (QL25) | Dune (QL21) |
| Feather (QL20) | Geranium (QL24) | Meadow (QL22) | Navy (QL14) | Punch (QL27) | Quest (QL26) |
| Silver (QL19) | Tangerine (QL28) | Wine (QL16) | | | |

TERRACE

| | | | | | |
|------------------|-----------------|--------------------|-----------------------|------------------|---------------|
| Apple (TC66) | Bluebell (TC65) | Cerise (TC68) | Cherry Blossom (TC64) | Cobble (TC63) | Echo (TC74) |
| Flirt (TC73) | Glacier (TC75) | Haze (TC67) | Ironwork (TC71) | Pine Cone (TC72) | Shadow (TC62) |
| Tigerlily (TC61) | Twilight (TC69) | Wintergreen (TC70) | | | |

TRAK

| | | | | | |
|---------------------|---------------|----------------|---------------|--------------|---------------|
| Apple (TK47) | Carbon (TK52) | Cement (TK43) | Copper (TK45) | Latte (TK42) | Merlot (TK49) |
| Midnight Sky (TK50) | Mocha (TK51) | Mustard (TK41) | Silver (TK44) | Steel (TK48) | Taupe (TK40) |
| Teal (TK46) | | | | | |

URBAN

| | | | | | |
|--------------------|---------------------|--------------------|-------------------|---------------------|-------------------|
| Beach Day (UR15) | Black Coal (UR22) | Blue Bayou (UR12) | Boardwalk (UR16) | Brown Bridge (UR18) | Earth (UR17) |
| Gravel Road (UR21) | Granite Rock (UR20) | Green Glass (UR13) | Ocean Blue (UR11) | Red Rose (UR10) | Sandcastle (UR14) |
| White Sand (UR19) | | | | | |

WATERFALL

| | | | | | |
|--------------------|---------------|-----------------|-----------------|----------------|---------------|
| Dance (WA54) | Grand (WA50) | Imagine (WA44) | Magestic (WA52) | Pacific (WA53) | Prism (WA48) |
| Rainforest (WA46) | Rumble (WA47) | Rushing (WA51) | Sky (WA45) | Splash (WA42) | Trance (WA40) |
| Tranquility (WA49) | Tryst (WA41) | Victoria (WA43) | | | |

SEATING UPHOLSTERY (cont'd)

WAVELENGTH

| | | | | | |
|----------------|-----------------|----------------|----------------|---------------|---------------|
| Bluejay (WV14) | Cancun (WV09) | Corfu (WV13) | Flame (WV04) | Lime (WV01) | Mesa (WV07) |
| Mint (WV02) | Moonrock (WV11) | Mykonos (WV05) | Panther (WV15) | Plasma (WV08) | Quartz (WV10) |
| Rubine (WV12) | Savannah (WV06) | Stone (WV03) | | | |

ALTERNATIVE TEXTILE OPTIONS

Offices to Go seating is available in a variety of upholstery options which are specific to each series. Please see individual series details for available textiles, colors and graded textile options.

FILING FINISHES

| | | | |
|-------------|----------------------|------------|--------------|
| Black (BLK) | Designer White (DWT) | Grey (GRY) | Nevada (NEV) |
|-------------|----------------------|------------|--------------|

IONIC FINISHES

TOP COLORS

| | | | | | |
|-----------------------|-----------------------|---------------------|-------------------------|--------------------|---------------------|
| Absolute Acajou (ACJ) | Asian Night (ASN) | Avant Cherry (AWC) | Avant Honey (AWH) | Clear Maple (CMB) | Dark Espresso (DES) |
| Designer White (DWT) | Hayden Grey (HGT) | Noce Biondo (NBL) | Noce Grigio (NGL) | Noce Leggero (NEL) | Noce Medio (NML) |
| Tiger Walnut (TWL) | White Chocolate (WHC) | Winter Cherry (WCR) | Writable surface (WRS)* | | |

* Available only on Ionic table desks MLxxxDWL and MLxxxRWL, and Ionic flip-top tables MLxxxFT.

CHASSIS COLORS

| | | | | | |
|-----------------------|-----------------------|---------------------|-------------------|--------------------|---------------------|
| Absolute Acajou (ACJ) | Asian Night (ASN) | Avant Cherry (AWC) | Avant Honey (AWH) | Clear Maple (CMB) | Dark Espresso (DES) |
| Designer White (DWT) | Hayden Grey (HGT) | Noce Biondo (NBL) | Noce Grigio (NGL) | Noce Leggero (NEL) | Noce Medio (NML) |
| Tiger Walnut (TWL) | White Chocolate (WHC) | Winter Cherry (WCR) | | | |

IONIC TACKBOARDS

| | | | | | |
|------------------|----------------------|---------------|----------------|---------------------|------------------|
| Blue Mist (LL14) | Caramel Cream (LL12) | Cinder (LL37) | Granite (LL36) | Medium Taupe (LL11) | Sandstone (LL38) |
| Spray (LL35) | | | | | |

OFFICES TO GO TERMS AND CONDITIONS

Offices to Go (OTG) is a division of Global Furniture Group ("Global") focused on providing high-value products for the budget minded business. This illustrated list price book has been designed to facilitate fast reference and easy use. Products are categorized into "seating", "desks + tables", "accessories" or "filing" and are listed numerically within their categories. The line drawings match actual photographs (where possible) to aid in instant recognition of the total range within a series.

Sales of OTG products are made only on Global's standard Terms and Conditions of sale which are contained in this list price book. The "Purchaser" in these Terms and Conditions shall refer to Dealers and those who originally purchase directly from Global for use or re-sale. These standard Terms and Conditions may be modified or supplemented only by a separately written document signed by Global's authorized personnel at its head office in Toronto, Ontario, Canada. Any term or condition contained in any purchase order or other form used by the Purchaser to order goods (including standard, printed language) which is different from, in addition to, or in any way inconsistent with Global's standard Terms and Conditions shall be of no force or effect whatsoever.

All illustrations, specifications and prices in this list price book are based on the latest product information available at time of publication. Global reserves the right to make changes at any time and without prior notice to prices, colors, materials, specifications and models offered.

Description

Each product shown or described in this list price book is standard OTG product. Available options are noted at the beginning of each series. Available options may require additional delivery time and cost, and may affect the warranty given. Sizes and weights shown are approximate and are subject to slight changes from time to time.

Prices and Payment

The prices shown in this list price book as well as those quoted by Global, are in Canadian dollars for orders shipped to destinations in Canada.

If shipping date requested is more than 90 days from date of order, Global shall reserve the right to use published list prices effective at time of shipment.

Orders are invoiced at time of shipment. Terms of payment are net 30 days from date of invoice unless otherwise stated. The Purchaser agrees that Global shall reserve the right to enforce a charge amounting to 1.5% per month (18% per year) on invoices outstanding more than 30 days.

If the Purchaser's most recent annual net volume is less than \$5,000, Global may suggest payment be made in advance.

All orders are subject to the Purchaser complying with Global's prevailing credit policy.

Any products sold by Global shall remain the property of Global until fully paid.

Prices are suggested list prices only and are subject to change without notice. Global will, however, attempt to keep the Purchasers up-to-date on all developments including price changes.

Taxes

All prices shown in this list price book are exclusive of sales, use, excise, HST and other applicable taxes and duties which may be the Purchaser's responsibility as per the invoice issued by Global. If the Purchaser claims an exemption from such taxes, it shall be the Purchaser's responsibility to furnish Global with an appropriate exemption certificate at time of order.

Ordering Information

Global requires that all orders be submitted in writing and will be acknowledged on Global's acknowledgement forms governing the transaction.

The details appearing on this acknowledgement will describe the items to be shipped and the approximate shipping date. It is the Purchaser's responsibility to determine that the information in the acknowledgement is correct. In the event of an error, the Purchaser must notify their Global Customer Service representative immediately by telephone followed by written confirmation. Shipping dates are assigned to orders based on the items having the longest manufacturing lead time (unless instructed to partial ship).

At time of order, please provide the following information:

1. Account number (if possible)
2. PO number
3. "Bill to" and/or "Ship to" and name and address
4. Complete model number and selected options including textiles/finishes
5. Special instructions and tag information
6. Shipping instructions, please indicate:
 - a. pick up
 - b. Global trailer program
 - c. common carrier, provide name of carrier, your account number

The above points will be checked by Global for accuracy. Global will process orders using the codes provided by the Purchaser. Price discrepancy is the responsibility of the Purchaser. The Purchaser must notify Global prior to invoicing.

The Purchaser is responsible for providing correct information at time of order. If no option(s) are selected the system will default to standard feature(s). Orders with missing/incorrect information (finish, etc.) will be put on hold until all information is complete. Orders will be scheduled for manufacturing upon receipt of complete information.

Changes and Cancellations

After the date of Global's acknowledgement of the Purchaser's order, the order may not be changed or cancelled by the Purchaser without the written consent of Global. Textile-covered items are considered to be in production once the textile is scheduled for cutting. Other standard items already in production are subject to a minimum 35% cancellation charge.

Errors and Omissions

All quotations, acknowledgements and invoices are subject to corrections for any errors and omissions.

Casters

The list price book specifies the caster which comes standard with each chair model. Most chairs are equipped with C9 or C65 casters which are best used on carpeted surfaces. If it is intended to use the product on hard surfaces such as ceramics, concrete, linoleum or hardwood, it is recommended to use different casters. It is the responsibility of the customer to determine the standard caster for a particular product and whether such caster is appropriate for the given application.

File Finishes

There is no upcharge on any standard file finish, minimum order quantity is 10 pieces. Any non-standard file finish must be approved by Global prior to acceptance of order and may be subject to an upcharge.

An upcharge of 10% will apply to Metallic, Mica, Tungsten and any non-standard White finishes regardless of the number of units ordered.

Upholstery Coverings

Slight variations in color may occur between dye lots. Although Global attempts to minimize these variances, they do occur and must be accepted as normal and will not be considered defects.

Weight

For seating products, unit weight and carton weight are provided. For casegood products, carton weight is provided.

Delays

Global's order acknowledgment will state a shipping date which is Global's best estimate at the time the order is acknowledged. However, Global shall not incur any obligation or liability to the Purchaser for failure to ship by specified date unless Global has agreed to an unequivocal shipping date in a separately signed written document executed by its authorized personnel at its head office. In addition, Global will not be liable for any loss or damage resulting from any delay or failure in shipment or other failure to perform all or any part of the agreement between the parties with respect to the goods shown on the face of the order acknowledgement where such delay, failure, loss or damage is the proximate result of any act of any governmental authority or political subdivision thereof, revolution, riot, civil disorder or disturbance, delay or default in transportation, strike disputes among or between labor unions or other labor disputes, delay or inability in obtaining materials and facilities, fire, flood, act of God or any cause not within the reasonable control of Global.

Free on Board (FOB)

FOB point is Global's Factory, Toronto, Ontario, Canada.

Courier Type Shipments

This symbol is used to indicate that the adjacent product can be sent by courier type shipments, such as Federal Express, Purolator, CanPar and UPS.

Shipping

The Purchaser must select, at time of order, one of two methods of freight payment. Global will make no end-user shipments unless special arrangements have been made.

1. FOB point of shipment, freight collect - pick up and common carrier.
2. FOB point of shipment, freight prepaid and invoiced to the Purchaser - Global Trailer Program.

All deliveries are dock to dock.

Service

Service requests are normally the responsibility of Global's authorized Dealers. Where this cannot be accomplished on a local level, service problems should be referred to Global's Customer Service Department.

Global/Express (Canada)

Tel: (905) 660-5101 or 1-800-567-8901

Fax: (905) 660-4759 or 1-800-375-5134

Global International

Tel: (416) 661-3660

Fax: (416) 661-661-0983 or 1-877-585-5579

Returns

No returns of goods will be accepted without written consent and shipping instruction from Global. A minimum re-stocking charge of 35% is made on all authorized returns for credit or refund, provided goods are received by Global in the condition in which they left the factory. This may increase depending on the type of product. Global's Return Goods Authorization (RGA) numbers must appear prominently on all authorized returns. Global will not be responsible for return freight costs. No credit will be given if goods cannot be reused as new. Special order items, non-stock items and COM products are in no event subject to return. All returns must be approved and authorized in writing by Global Customer Service. Global reserves the right to refuse delivery of any unauthorized returns.

Claims

All goods are sold FOB plant or Global Distribution Center. Global is not responsible for damage which occurs in transit (or in storage). The carrier signs for all goods received in apparently good order. It is the Purchaser's responsibility to examine goods upon receipt and to file any claims with the carrier for losses or damage to the product occurring during transit, including concealed damage.

Any claims made against Global for apparent defects, errors or shortages must be made by the Purchaser, in writing, within 15 working days after any delivery. Failure by the Purchaser to make any claim against Global within 15 days shall constitute acceptance of the goods and a waiver of any apparent defects, errors or shortages.

Suspension

In the event that the Purchaser defaults in the payment of any sum due to Global, or in the event the Purchaser's financial condition becomes unsatisfactory to Global, Global shall have the right to defer or discontinue shipment of any goods until such time as the default is cured or the Purchaser provides assurance of payment to Global.

Copyright

All catalogs, photographs, drawings, list price books and other printed materials are protected by copyright. All rights reserved.

Trademarks

All trademarks are owned by Global Furniture Group.

Designs and Patents

Many of the products produced by Global are protected by design registrations, design patents and/or patents. Design and specifications are subject to change, discontinuance or additions without notice.

For a full listing of issued trademarks, please visit officestogo.com.

Cubic Measure

The stated volume is an approximate cubic foot measure that may be used to calculate freight costs. The figure shown is the total shipping volume of a unit (e.g. if a part is sent in 2 cartons the volume indicated reflects both cartons together) and is subject to change without notice. It is most economical to purchase the specified number per carton.

Combined Shipments

Global will make every effort to combine shipments and orders on written request. However, Global cannot be held responsible where such requests are not complied with.

Offer of Sale

Possession of this list price book or any other literature shall not imply the company's willingness to sell to the holder and shall not be construed as a direct offer of sale.

If a conflict arises between: (i) prices found in software support packages furnished to the customer by Global or by any other source on behalf of Global; and (ii) Global's current pricing found on Global's website, then the most current shall prevail.

Testing Qualifications

Many Global products pass or exceed the most stringent industry testing standards.

Disclaimer

Metric dimensions are provided for reference only. In the event that there is a discrepancy between imperial measurements and metric measurements, imperial measurements shall prevail. Prices shown are current manufacturer's suggested list prices at time of printing. Updated pricing is available on Global's website. All applicable taxes are extra. Descriptions, specifications and prices are subject to change without notice. Errors and omissions are subject to correction.

For periodic updates, please check the list price book PDF at officestogo.com Global warrants that all commercial products are free from defects in material and workmanship, for the life of the product, to the original Purchaser.

This list price book is effective as of January 1, 2023.

WARNING - SEATING PRODUCTS TO PREVENT PRODUCT FAILURE AND POSSIBLE INJURY:

Ensure that the appropriate selection is made for the intended use of the chair including user's weight. Some chairs are not recommended for users above a certain weight. Frequently inspect the chair for visible cracks and tighten all screws, bolts and adjustable knobs. If the chair is damaged or unstable, immediately remove it from service. Any information or suggestions concerning applications, specifications or compliances with codes and standards is provided solely for your convenient reference and without any representation as to accuracy or suitability. Global disclaims any legal responsibility. The user must verify and test the suitability of any information or products for his specific application. Global reserves the right to change the Terms and Conditions in the list price book without notice.

OFFICES TO GO LIMITED LIFETIME WARRANTY

Global warrants that all commercial products are free from defects in material and workmanship. Global will repair or replace, at Global's option, as the sole remedy for any defect covered by the warranty.

Global makes no warranty that any of its products are suitable for any particular purpose and makes no other warranties, express or implied, other than those set out here. As codes and standards vary from one jurisdiction to another, references to compliance are solely for convenience and without any representation as to accuracy or suitability. Users must verify the suitability of such information or product for their specific application. In no event shall Global be liable in either tort or contract for any loss or direct, special, incidental, consequential or exemplary damages.

OTG Warranty Summary

| OTG Product Type | Components Warranty For Original Purchaser | Exceptions |
|--|--|--|
| General seating (including metal frames, non-moving metal components) use time for coverage: 8 hours/5 days per week | lifetime | By individual series - 2 or 5 years: - upholstery, textiles, mesh - pneumatic lifts, mechanisms - casters, frames, plastic components |
| Heavy duty seating use time for coverage: 8 hours/5 days per week users up to 350 lbs. | 5 years | |
| Lite-Lift folding chairs use time for coverage: 8 hours/5 days per week users up to 200 lbs. | 1 year | |
| Lite-Lift II folding tables | 1 year | |
| Ionic desks and tables | lifetime | |
| Electric height adjustable tables | lifetime | - electrical motors, controllers, moving parts - 5 years |
| Manual height adjustable tables | 2 years | |
| Metal files and storage | lifetime | |
| Ergonomic accessories | 5 years | - electrical devices, moving parts - 2 years |
| Panels and tackboards | lifetime | - panel textiles - 5 years |

OTG's limited lifetime warranty does not apply (for any product category) to the following:

- Nominal or normal amount of wear and tear that can occur over time
- Failures which result from negligence, abuse, accident or misuse
- Failure to apply, install or maintain products according to Global's written instructions and warnings
- Modifications, attachments or repair methods not approved by Global
- Damage caused by a carrier in transit, or delivery/installation contractors
- The matching of colors, grains or textures (wood, leather, etc.) of natural materials
- Products exposed to extreme hot or cold temperatures or excessively dry or humid environments
- Color fastness or the matching of color of textiles, dye lots of textile can vary
- Damage by markings or staining; damage by sharp objects or imprinting from instruments
- Damage to textiles or laminate and wood surfaces/edges from exposure to sunlight (including UV rays)
- Products not purchased directly from authorized Global resellers
- Products used for rental purposes
- Purchased parts are warranted for one (1) year
- Failure to follow specific cleaning and disinfecting instructions posted on officestogo.com

OTG's warranty does not cover the costs of transportation or labor. Repair or replacement will be at Global's discretion.

Textiles and Finishes

Please refer to our website at officestogo.com for detailed information on cleaning and disinfecting procedures. Improper usage of disinfecting/cleaning products may void the warranty. Global textiles and finishes are updated periodically to meet the demand and trends of the market. As a result, some textiles and finishes may be discontinued by Global or the manufacturer. In the event that a textile or finish is discontinued, Global will make every reasonable effort to provide an alternative product(s) of comparable function.

| | | | |
|-----------------|----------|----------------|-----|
| MVL11743..... | 72 | OTG11340..... | 37 |
| MVL11860..... | 67 | OTG11341..... | 37 |
| MVL11870..... | 59 | OTG11510B..... | 22 |
| MVL11886..... | 23 | OTG11531B..... | 64 |
| MVL11888..... | 23 | OTG11613B..... | 63 |
| MVL13007..... | 27 | OTG11616B..... | 10 |
| MVL13008..... | 27 | OTG11631B..... | 64 |
| MVL13009..... | 28 | OTG11636B..... | 38 |
| MVL13010..... | 28 | OTG11670B..... | 49 |
| MVL13011..... | 28 | OTG11674..... | 51 |
| MVL13012..... | 28 | OTG11686..... | 59 |
| MVL13016..... | 65 | OTG11760B..... | 32 |
| MVL13017..... | 65 | OTG11840..... | 121 |
| MVL13018..... | 65 | OTG11841..... | 121 |
| MVL13021..... | 29 | OTG11842..... | 121 |
| MVL13022..... | 29 | OTG11858B..... | 15 |
| MVL13023..... | 65 | OTG11950B..... | 10 |
| MVL13040..... | 56 | OTG12112B..... | 49 |
| MVL13048..... | 58 | OTG13020..... | 11 |
| MVL13049..... | 58 | OTG13026..... | 63 |
| MVL13051..... | 68 | OTG13032..... | 70 |
| MVL13052..... | 68 | OTG13070..... | 62 |
| MVL13053..... | 68 | OTG13071..... | 62 |
| MVL13090..... | 57 | OTG13072..... | 62 |
| MVL25201..... | 134 | OTG13073..... | 62 |
| MVL25251..... | 134 | OTG13074..... | 62 |
| MVL25401..... | 134 | OTG13080..... | 39 |
| MVL25451..... | 134 | OTG13081..... | 39 |
| MVLAP42..... | 112, 126 | | |
| MVLAP48..... | 112, 126 | | |
| MVLAP54..... | 112, 126 | | |
| MVLAP60..... | 112, 126 | | |
| MVLAP66..... | 112, 126 | | |
| MVLCPU..... | 124 | | |
| MVLEK..... | 132, 134 | | |
| MVLFB..... | 134 | | |
| MVLFBB..... | 131 | | |
| MVLFRT48..... | 121 | | |
| MVLFRT48D..... | 121 | | |
| MVLFRT60..... | 121 | | |
| MVLFRT60D..... | 121 | | |
| MVLFRT72..... | 121 | | |
| MVLFRT96..... | 121 | | |
| MVLFWS..... | 139 | | |
| MVLHFB36..... | 132 | | |
| MVLKBT..... | 123 | | |
| MVLKP01..... | 123 | | |
| MVLM23BBF..... | 137 | | |
| MVLM23FF..... | 137 | | |
| MVLMMLK..... | 131 | | |
| MVLPD..... | 132 | | |
| MVLPDM..... | 127 | | |
| MVLPET42-1..... | 112, 126 | | |
| MVLPET42-4..... | 112, 126 | | |
| MVLPET48-1..... | 112, 126 | | |
| MVLPET48-4..... | 112, 126 | | |
| MVLPET54-1..... | 112, 126 | | |
| MVLPET54-4..... | 112, 126 | | |
| MVLPET60-1..... | 112, 126 | | |
| MVLPET60-4..... | 112, 126 | | |
| MVLPET66-1..... | 112, 126 | | |
| MVLPET66-4..... | 112, 126 | | |
| MVLPAB2..... | 116 | | |
| MVLPAB3..... | 116 | | |
| MVLPAB4..... | 116 | | |
| MVLS42L..... | 139 | | |
| MVLS72L..... | 139 | | |
| MVLW23BBF..... | 136 | | |
| MVLW23FF..... | 136 | | |
| | 0 | | |
| OTG1220B..... | 32 | | |
| OTG1221B..... | 32 | | |
| OTG3915..... | 25 | | |
| OTG3920B..... | 33 | | |
| OTG3930B..... | 33 | | |
| OTG10902..... | 48 | | |
| OTG10920..... | 66 | | |
| OTG11320B..... | 61 | | |

Global offices in Canada

Head Office

560 Supertest Road
Toronto, Ontario
M3J 2M6
T (416) 650-6500

Toronto Sales Office

1350 Flint Road
Toronto, Ontario
M3J 2J7
T (416) 661-3660

Showrooms

Calgary

237 8th Avenue SE, Suite 302
Calgary, Alberta
T2G 5C3
T (403) 250-7770

The Blueprint Montreal

1010 Sainte-Catherine Street W, Mezz 2
Montreal, Quebec
H3B 1E7
T (514) 866-4331

Ottawa

251 Laurier Avenue W, Suite 400
Ottawa, Ontario
K1P 5J6
T (613) 234-2881
Please call ahead to book an appointment.

Edmonton

10158 103 Street NW, Suite 201
Edmonton, Alberta
T5J 0X6
T (780) 444-8922

Toronto

1350 Flint Road
Toronto, Ontario
M3J 2J7
T (416) 661-3660

Vancouver

675 West Hastings Street, Suite 1000
Vancouver, British Columbia
V6B 1N2
T (604) 432-1701

Halifax

1061 Marginal Road, Suite 120
Halifax, Nova Scotia
B3H 4P7
T (902) 422-7434

The Blueprint Toronto

(MetroCentre)
200 Wellington Street West, Suite 1602
Toronto, Ontario
M5V 3C7

Winnipeg

111 Lombard Avenue, Suite 220
Winnipeg, Manitoba
R3B 0T4
T (204) 925-3350

The Global Group, 1350 Flint Rd., Toronto ON Canada M3J 2J7
Sales & Marketing: Tel (1-877) 446-2251
Customer Service: Fax (800) 361-3182

OfficestoGo

www.officestogo.com