

# price list 2026

Price effective January 1, 2026

Revised April 15, 2026



# introduction

Offices to Go™, a division of Global Furniture Group has been a primary source of value-minded office furniture solutions since its inception in 2007.

We offer a wide variety of products including seating, desks, tables, files and ergonomic accessories. Offices to Go products offer high-value and are built to commercial quality standards to protect your long-term investment.

Most models are Canadian made, while others are imported. In both cases, all Offices to Go products are manufactured exclusively in certified factories and have been tested in compliance with ANSI and BIFMA standards. We are committed to producing products in the most sustainable ways and ensuring they pass strict quality testing.

Seating - Offices to Go chairs provide exceptional comfort and design. Choose from a variety of multi-purpose, task, mesh, management, leather and guest chairs to complete any office environment.

Offices to Go seating is available in a variety of upholstery options which are specific to each series. Please see individual series details for available textiles, colors and graded textile options.

Desks + Tables - Offices to Go Newland casegoods combine form with function to support a wide range of workplace applications. From private offices to collaborative spaces, boardrooms or reception areas, Newland offers solutions that will exceed your expectations and keep you on budget.

Filing - Offices to Go offers a range of cost-effective filing and storage solutions to help you stay organized. Available sizes, mobile options and finishes easily adapt to any office or personal workspace.

Offices to Go product assembly is designed to be quick and simple. Products come with easy to follow instructions and detailed photographs.

Offices to Go products are covered by Global's Warranty (Limited Lifetime with 5-year or 2-year exceptions). Weight capacity information will be shown accordingly in the series notes and literature. See page 151 for warranty details.

## SYMBOL IDENTIFICATION

Each seating product with an RTA code identifies the assembly requirements.

**RTA 00** FULLY ASSEMBLED

**RTA 1** SIMPLE ASSEMBLY (no tools required)

Parts to install:

- casters
- base
- pneumatic cylinder/cover can

**RTA 2** MODEST ASSEMBLY (tools supplied, if necessary)

Parts to install:

- casters
- base
- pneumatic cylinder/cover can
- back

**RTA 4** MODERATE ASSEMBLY (tools supplied)

Parts to install:

- casters
- base
- pneumatic cylinder/cover can
- back
- armrest

**RTA 8** FULL ASSEMBLY (tools supplied)

Parts to install:

- casters
- base
- pneumatic cylinder/cover can
- back
- armrest
- mechanism



Global's certified products are in compliance with the stringent emission guidelines set by the GREENGUARD Environmental Institute and include all upholstered seating. To obtain a GREENGUARD certificate for any product, please go to the product page on our website [globalfurnituregroup.com](http://globalfurnituregroup.com) and click on "view GREENGUARD certificate".



Chairs shown with this logo are made in Canada.



Chairs shown with this logo have significant Canadian content. They have been engineered, tested and assembled in Canada.



All products with this designation are suitable for courier shipment throughout Canada.

# TABLE OF CONTENTS

SEATING	SEATING (cont'd)	SEATING (cont'd)
Adapt.....10	Java.....49	Suburb.....74
Amira.....11	Kaysee.....50	Tami.....75
Annapolis.....12	Kazan.....51	TL.....76
Arlo.....13	Kazan FX.....51	Ultra.....78
Ashmont.....14	Knight.....52	Wave.....80
Ashton.....15	Kody.....52	Yoho.....81
Avro.....16	Kompanion.....53	Zim.....83
Avro 350.....22	Kylie.....57	
Beta.....23	Lite-Lift.....58	
Bolt.....24	Lumi.....59	
Brighton.....24	M-Task.....60	
Brighton FX.....25	Marlee.....61	
Caman.....26	Masi.....62	
Carleton.....27	Minto.....63	
Centro.....28	MVL File Buddy.....64	
Cobalt.....29	Overtime.....65	
Craft.....30	Overtime 350.....65	
Danio.....34	Pacific.....66	
Dash.....35	Part-Time.....67	
Dori 2.....35	Raven 400.....68	
Eor.....36	Safari.....69	
Fame.....37	Six 13.....69	
Finch.....38	Six 31.....70	
Format.....39	Sloan.....70	
Format+.....40	Soda.....71	
Full-Time.....42	Soda tables.....71	
Gennex.....43	Sparrow.....72	
Ibex.....44	Stradic.....73	

# TABLE OF CONTENTS

## DESKS AND TABLES

Craft tables.....	32
Ionic Benching.....	119
Newland.....	86
Boardroom tables.....	113
Bookcases and shelf units.....	112
Bridges.....	109
Credenzas.....	108
Desks.....	106
Electric height adjustable tables.....	117
Extended corner credenzas.....	108
Flip-top tables.....	114
Hutches and doors.....	107
Islands with modesty.....	108
Islands without modesty.....	109
Mobile pedestals.....	110
Modesty panels.....	109
Packages.....	88
Pedestals.....	110
Personal height adjustable table.....	114
Privacy panels.....	115
Reception desks.....	103, 106
Returns.....	109
Storage units.....	111
Table desks and components.....	104
Tackboards.....	107
Wardrobes.....	112
OTG Panels.....	123

## DESKS AND TABLES (cont'd)

Lite-Lift II.....	127
Folding tables.....	127
Table dollies.....	127
Pashley.....	125
Soda tables.....	71

## ACCESSORIES

CPU holder dual strap.....	130
Desktop sit-stand workstation.....	129
Keyboard supports.....	129
Monitor arms.....	129
PET Felt partitions.....	131
Power data block.....	132

## FILING AND STORAGE

MVL1900 lateral files.....	134
Accessories.....	136
Lateral files.....	135
MVL25 vertical files.....	138
MVLPED pedestals.....	140
MVLSTOR storage cabinets.....	143

## REFERENCES

Ergonomic features and benefits.....	8
Mechanism adjustments.....	9
Textiles and Finishes.....	146
Terms and Conditions.....	149
Warranty.....	151
Index.....	152

# SEATING BY CATEGORY TYPE



## SEATING

### MESH



Adapt .....10



Amira .....11



Avro .....16



Avro 350 .....22



Bolt .....24



Fame .....37



Format .....39



Format+ .....40



Ibex .....44



Java .....49



Kaysee .....50



Knight .....52



Kody .....52



Lumi .....59



Masi .....62



Raven 400 .....68



Safari .....69



Stradic .....73



TL .....76



Wave .....80



Zim .....83

MULTI-TASK



Avro 350 .....22



Beta .....23



Cobalt .....29



Danio .....34



Full-Time .....42



M-Task.....60



Marlee.....61



Overtime.....65



Overtime 350.....65



Part-Time.....67



Raven 400.....68



Six 13.....69



Six 31.....70



Tami.....75



Yoho.....81

MANAGEMENT AND CONFERENCE



Annapolis .....12



Arlo .....13



Ashmont .....14



Ashton .....15



Brighton .....24



Brighton FX.....25



Caman .....26



Carleton .....27



Kazan .....51



Kazan FX .....51



Masi .....62



Pacific.....66



Ultra.....78

HEAVY DUTY



Avro 350 .....22




Overtime 350.....65



Raven 400.....68

# SEATING BY CATEGORY TYPE

## GUEST AND MULTI-PURPOSE

 Ashmont .....14

 Eor .....36

 Lite-Lift .....58

 Caman .....26

 Finch .....38

 Minto .....63

 Centro .....28

 Gennex .....43

 Sparrow .....72

 Dash .....35

 Kompanion .....53

 Ultra .....78

 Dori 2 .....35

 Kylie .....57

## HEIGHT ADJUSTABLE WORKSTOOLS

 Avro .....17

 Ibex .....45

 Yoho .....81

 Beta .....23

 MVL File Buddy .....64

 Zim .....83

 Danio .....34

 TL .....76


## LOUNGE

 Arlo .....13

 Sloan .....70

 Suburb .....74

 Craft .....30

 Soda .....71

# Seating

Adapt.....	10	Kazan FX.....	51
Amira .....	11	Knight .....	52
Annapolis .....	12	Kody .....	52
Arlo.....	13	Kompanion .....	53
Ashmont .....	14	Kylie .....	57
Ashton.....	15	Lite-Lift.....	58
Avro .....	16	Lumi.....	59
Avro 350 .....	22	M-Task .....	60
Beta .....	23	Marlee .....	61
Bolt.....	24	Masi .....	62
Brighton.....	24	Minto.....	63
Brighton FX.....	25	MVL File Buddy .....	64
Caman.....	26	Overtime .....	65
Carleton .....	27	Overtime 350 .....	65
Centro .....	28	Pacific .....	66
Cobalt.....	29	Part-Time .....	67
Craft.....	30	Raven 400 .....	68
Craft tables .....	32	Safari.....	69
Danio .....	34	Six 13.....	69
Dash .....	35	Six 31.....	70
Dori 2 .....	35	Sloan.....	70
Eor .....	36	Soda .....	71
Fame .....	37	Soda tables.....	71
Finch .....	38	Sparrow.....	72
Format.....	39	Stradic .....	73
Format+.....	40	Suburb.....	74
Full-Time.....	42	Tami .....	75
Gennex.....	43	TL .....	76
Ibex .....	44	Ultra .....	78
Java .....	49	Wave .....	80
Kaysee .....	50	Yoho .....	81
Kazan .....	51	Zim .....	83

# ERGONOMIC FEATURES & BENEFITS

EACH GLOBAL CHAIR IS BUILT WITH FEATURES THAT ARE ERGONOMICALLY DESIGNED TO PROMOTE GOOD POSTURE AND PROVIDE MAXIMUM COMFORT. WHILE FULLY SUPPORTING YOUR BODY, THESE FEATURES SHOULD ALSO ALLOW YOU TO ADJUST YOUR CHAIR TO FIT YOU.



## A TENSION ADJUSTMENT

Increase or decrease to match body weight. Allows you to rock comfortably, without heavy pushing, reducing muscle fatigue.



## B CHAIR TILT LOCK

Lock the tilt movement in position(s) to accommodate your working posture. Allows you to lock your chair in a comfortable and supportive position. (Can be either single position, multiple position or infinite position.)



## C SEAT HEIGHT

Raise or lower to allow your feet to rest flat on the floor. Avoids pressure under your thighs, easing blood flow.



## D BACK/LUMBAR HEIGHT ADJUSTMENT

Raise or lower to position lumbar support in your lumbar area. Reduces likelihood of back pain.



## E SEAT DEPTH

Change the depth of the seat to accommodate the length of your thighs. Keeps your back in contact with the backrest while avoiding pressure behind your knees. Can be sliding (MD) or manual.



## F SEAT ANGLE ADJUSTMENT

Allows chair to tilt forward changing the angle of your thighs in relation to the floor. Helps reduce disc pressure during forward leaning tasks.



## G BACK ANGLE ADJUSTMENT

Adjust to change the angle of your torso in relation to your thighs. Helps reduce disc pressure and relaxes your back muscles.



## H ARM HEIGHT

Raise or lower to support your forearms. Reduces muscular effort in neck and shoulders, minimizing risk of pain.



## J KNEE-TILT MOVEMENT

Chair tilts from a pivot point at the front of the seat, keeping your feet on the floor as you rock. Maintains stability.



## L SYNCHRO-TILT MOVEMENT

Backrest reclines at a faster rate than the seat, increasing the angle between your torso and thighs. Enhances comfort and encourages dynamic body movement.



## M WATERFALL SEAT EDGE

Reduces pressure at the back of your knees, contributing to good blood flow.



## N CONTOURED CUSHION

Supports the body effectively, allowing you to sit longer without discomfort.



## P VIBRATING SEAT & BACK

Soothing effect contributes to your relaxation during work breaks.



## Q WIDTH ADJUSTABLE ARMS

Allows outward movement of armrests to match shoulder breadth. Ensures armrests properly support forearms, reducing muscular efforts in neck and shoulders.



## R ARM ROTATION

Rotate armcaps to support your forearms in various positions. Reduces muscular effort in neck and shoulders minimizing risk of pain.



## S CENTER TILT

Chair tilts from a pivot point under the center of the seat allowing you to rock. When your feet are well supported, blood flow is enhanced.



## U SOFT DESCENT PNEUMATIC LIFT

Gently and gradually lowering the seat helps you easily select proper seat height without causing a jerking motion.



## V LUMBAR DEPTH ADJUSTMENT

Increase or decrease curvature of the back to match the profile of your lower back. Enhances comfort and support in the lower lumbar area.

## MAXIMIZING YOUR ERGONOMIC SEATING

- Always select a chair that is designed for the type of work you perform and make certain the chair is comfortable for the length of time spent using it.
- Ensure that the seat and back cushions are contoured to fit your body, which will help eliminate pressure points.
- An ergonomically designed chair should allow changing positions easily.
- As you work, reposition yourself throughout the day to reduce strain and stress on specific muscle groups. If you change job functions, adjust your chair to fit the new task.
- Proper ergonomic seating should help eliminate many of the work related injuries that result from poor posture and poorly designed chairs.

## TASK



### ADJUSTMENTS

- (2) Pneumatic seat height
- (8) Manual seat depth
- Back/lumbar height \*\*
- Swivel

## POSTURE TASK



### ADJUSTMENTS

- (2) Pneumatic seat height
- (3) Back angle
- (6) Back/lumbar height \*\*
- Seat depth \*
- Swivel

### NOTES

- \* Select models only.
- \*\* Ratchet back height adjustment on select models.
- Mechanisms shown are generic depictions and may differ from one chair to another.

## TILTER



### ADJUSTMENTS

- (1) Tilt tension
- (2) Pneumatic seat height
- (9) Multiple position tilt lock \*
- Center tilt action
- Swivel

## MULTI-TILTER



### ADJUSTMENTS

- (1) Tilt tension
- (2) Pneumatic seat height
- (3) Back angle adjustment
- (4) Seat angle
- (8) Sliding seat depth adjustment (MD)
- (9) Infinite position tilt lock
- Back/lumbar height \*\*
- Center tilt action
- Swivel

## SYNCHRO-TILTER



### ADJUSTMENTS

- (1) Tilt tension
- (2) Pneumatic seat height
- (9) Multiple position tilt lock/ synchro tilt action
- Anti kick back
- Back/lumbar height \*\*
- Swivel

## OPERATOR



### ADJUSTMENTS

- (2) Pneumatic seat height
- (3) Back angle \*(free float/lock)
- (4) Seat angle \*(free float/lock)
- Back/lumbar height \*\*
- With single lever operator mechanism, seat and back angle are controlled using lever 4 \*
- Swivel

ADAPT



model MVL11724

model MVL11725

STANDARD FEATURES

- Canadian made synchro-tilter chairs with a slim mesh back and upholstered seat.
- MVL11724 is standard with height adjustable arms (3D), soft self-skinned urethane (SSU) armcaps that slide forward/backward, and also features width adjustable arm extensions to allow the arms to move away from the seat by 2" on each side for additional space.
- MVL11725 is standard with fixed open loop arms, ideal for management or conference rooms.
- Black frame with a Black 5-prong, injection molded fiberglass reinforced nylon base with dual wheel carpet casters (C1).
- Air flow mesh back is available in Black only.
- Seat can be upholstered in LuxPlus vinyl, in various colours or in all Global grade 1 seating textiles (see page 147)
- Compliant with the emissions guidelines set by the GREENGUARD Environmental Institute.
- Limited warranty (5-year exceptions apply - see page 151).
- Weight capacity for this series is 300 lbs.

CHAIR ADJUSTMENTS



- Synchro tilt upright position tilt lock.
- Tilt tension adjustment.
- Height adjustable and flexible lumbar support
- Pneumatic seat height adjustment.

OPTIONAL FEATURES

- For hard surface flooring casters, please specify (C1R). Add \$21/set.

ALTERNATE TEXTILE OPTIONS

- Graded-in textiles are available. No minimum quantities. Contact Customer Service for pricing.

DESCRIPTION	MODEL# / FEATURES	List price																																											
 <p><b>High Back Synchro-Tilter, Mesh Back and Uph Seat</b>                      Unit weight: 36 LB   16.4 KG                      Carton weight: 48 LB   21.77 KG                      Carton volume: 10.5 FT³   0.29 MT³</p>	<p><b>MVL11724</b> with height adjustable arms</p> <p>Ergonomic features: A, B, C, D, H, L, M, N, Q</p>	649																																											
	<table border="1"> <thead> <tr> <th colspan="3">OVERALL DIMENSIONS</th> <th colspan="3">SEAT DIMENSIONS</th> <th colspan="3">BACK DIMENSIONS</th> </tr> <tr> <th>W</th> <th>D</th> <th>H</th> <th>W</th> <th>D</th> <th>H</th> <th>W</th> <th colspan="2">H</th> </tr> </thead> <tbody> <tr> <td>IN 24.75</td> <td>24</td> <td>41.5</td> <td>20</td> <td>18.5</td> <td>17-22.5</td> <td>15.5</td> <td colspan="2">21.5</td> </tr> <tr> <td>MM 629</td> <td>610</td> <td>1054</td> <td>508</td> <td>470</td> <td>432-572</td> <td>394</td> <td colspan="2">546</td> </tr> </tbody> </table> <p>RTA 2    courier    1 per carton    CANADA    GREENGUARD</p>	OVERALL DIMENSIONS			SEAT DIMENSIONS			BACK DIMENSIONS			W	D	H	W	D	H	W	H		IN 24.75	24	41.5	20	18.5	17-22.5	15.5	21.5		MM 629	610	1054	508	470	432-572	394	546									
OVERALL DIMENSIONS			SEAT DIMENSIONS			BACK DIMENSIONS																																							
W	D	H	W	D	H	W	H																																						
IN 24.75	24	41.5	20	18.5	17-22.5	15.5	21.5																																						
MM 629	610	1054	508	470	432-572	394	546																																						
 <p><b>High Back Synchro-Tilter, Mesh Back and Uph Seat</b>                      Unit weight: 34.5 LB   15.7 KG                      Carton weight: 46.5 LB   21.09 KG                      Carton volume: 10.5 FT³   0.29 MT³</p>	<p><b>MVL11725</b> with fixed arms</p> <p>Ergonomic features: A, B, C, D, L, M, N</p>	649																																											
	<table border="1"> <thead> <tr> <th colspan="3">OVERALL DIMENSIONS</th> <th colspan="3">SEAT DIMENSIONS</th> <th colspan="3">BACK DIMENSIONS</th> </tr> <tr> <th>W</th> <th>D</th> <th>H</th> <th>W</th> <th>D</th> <th>H</th> <th>W</th> <th colspan="2">H</th> </tr> </thead> <tbody> <tr> <td>IN 24.5</td> <td>24</td> <td>41.5</td> <td>20</td> <td>18.5</td> <td>17-22.5</td> <td>15.5</td> <td colspan="2">21.5</td> </tr> <tr> <td>MM 622</td> <td>610</td> <td>1054</td> <td>508</td> <td>470</td> <td>432-572</td> <td>394</td> <td colspan="2">546</td> </tr> </tbody> </table> <p>RTA 2    courier    1 per carton    CANADA    GREENGUARD</p>	OVERALL DIMENSIONS			SEAT DIMENSIONS			BACK DIMENSIONS			W	D	H	W	D	H	W	H		IN 24.5	24	41.5	20	18.5	17-22.5	15.5	21.5		MM 622	610	1054	508	470	432-572	394	546									
OVERALL DIMENSIONS			SEAT DIMENSIONS			BACK DIMENSIONS																																							
W	D	H	W	D	H	W	H																																						
IN 24.5	24	41.5	20	18.5	17-22.5	15.5	21.5																																						
MM 622	610	1054	508	470	432-572	394	546																																						

AMIRA



model OTG13020

STANDARD FEATURES



- Mesh back and upholstered seat tilter chair.
- Soft sculpted frame design.
- Fixed loop arms.
- Black base with dual wheel carpet casters (C65) is standard.
- Seat can be upholstered in Black polyester with Black mesh back (**BLK**) or in Blue polyester with Blue/Grey mesh back (**BLU**).
- Compliant with the emissions guidelines set by the GREENGUARD Environmental Institute.
- Limited warranty (2-year exceptions apply - see page 151).
- Weight capacity for this series is 300 lbs.

CHAIR ADJUSTMENTS

- Center tilt with upright position tilt lock.
- Tilt tension adjustment.
- Pneumatic seat height adjustment.

OPTIONAL FEATURES

- Hard surface flooring casters (**C65R**) can be purchased separately. Add \$96/set.

DESCRIPTION	MODEL# / FEATURES	List price																																													
 <p><b>Medium Mesh Back Tilter</b>                      Unit weight: 26 LB   11.8 KG                      Carton weight: 31 LB   14.06 KG                      Carton volume: 4.6 FT<sup>3</sup>   0.13 MT<sup>3</sup></p>	<b>OTG13020</b>  Ergonomic features: A, B, C, M, N, S																																														
		<table border="1"> <thead> <tr> <th colspan="3">OVERALL DIMENSIONS</th> <th colspan="3">SEAT DIMENSIONS</th> <th colspan="3">BACK DIMENSIONS</th> </tr> <tr> <th>W</th> <th>D</th> <th>H</th> <th>W</th> <th>D</th> <th>H</th> <th>W</th> <th>H</th> <th></th> </tr> </thead> <tbody> <tr> <td>IN 23.5</td> <td>25</td> <td>40.5</td> <td>20.5</td> <td>18</td> <td>17-21</td> <td>18.5</td> <td>21</td> <td></td> </tr> <tr> <td>MM 597</td> <td>635</td> <td>1029</td> <td>521</td> <td>457</td> <td>432-533</td> <td>470</td> <td>533</td> <td></td> </tr> </tbody> </table>			OVERALL DIMENSIONS			SEAT DIMENSIONS			BACK DIMENSIONS			W	D	H	W	D	H	W	H		IN 23.5	25	40.5	20.5	18	17-21	18.5	21		MM 597	635	1029	521	457	432-533	470	533		RTA 8			courier 1 per carton			
OVERALL DIMENSIONS			SEAT DIMENSIONS			BACK DIMENSIONS																																									
W	D	H	W	D	H	W	H																																								
IN 23.5	25	40.5	20.5	18	17-21	18.5	21																																								
MM 597	635	1029	521	457	432-533	470	533																																								

**ANNAPOLIS**



model MVL2732

**STANDARD FEATURES**

- Simple function, great price.
- Canadian made.
- Durable nylon arms are standard.
- Dual wheel carpet casters (C65) are standard.
- MVL2732 and MVL2732-9 seating surfaces can be upholstered in LuxPlus vinyl, in various colours (see page 147).
- MVL2733 and MVL2733-9 can be upholstered in all Global grade 1 seating textiles (see page 147).
- Compliant with the emissions guidelines set by the GREENGUARD Environmental Institute.
- Limited warranty (5-year exceptions apply - see page 151).
- Weight capacity for this series is 300 lbs.

**CHAIR ADJUSTMENTS**



















- Tilter mechanism with upright tilt lock.
- Tilt tension adjustment.
- Pneumatic seat height adjustment.

**OPTIONAL FEATURES**

- For hard surface flooring casters, please specify (C65R). Add \$21/set.

**ALTERNATE TEXTILE OPTIONS**

- Graded-in textiles are available. No minimum quantities. Contact Customer Service for pricing.

DESCRIPTION	MODEL# / FEATURES	List price	OVERALL DIMENSIONS			SEAT DIMENSIONS			BACK DIMENSIONS	
			W	D	H	W	D	H	W	H
 <p><b>High Back Tilter - Assembled</b> Unit weight: 36 LB   16.4 KG Carton weight: 40 LB   18.14 KG Carton volume: 11.75 FT<sup>3</sup>   0.33 MT<sup>3</sup></p>	<b>MVL2732</b> LuxPlus	409	IN 25.5	28	43	20.5	19.5	16-20	20.5	24
			MM 648	711	1092	521	495	406-508	521	610
	Ergonomic features: A, B, C, M, N, S	 1 per carton								
 <p><b>High Back Tilter - Condensed Packaging</b> Unit weight: 36 LB   16.4 KG Carton weight: 40 LB   18.14 KG Carton volume: 6 FT<sup>3</sup>   0.16 MT<sup>3</sup></p>	<b>MVL2732-9</b> LuxPlus	409	IN 25.5	28	43	20.5	19.5	16-20	20.5	24
			MM 648	711	1092	521	495	406-508	521	610
	Ergonomic features: A, B, C, M, N, S	  1 per carton								
 <p><b>High Back Tilter - Assembled</b> Unit weight: 36 LB   16.4 KG Carton weight: 40 LB   18.14 KG Carton volume: 11.75 FT<sup>3</sup>   0.33 MT<sup>3</sup></p>	<b>MVL2733</b> Fabric	409	IN 25.5	28	43	20.5	19.5	16-20	20.5	24
			MM 648	711	1092	521	495	406-508	521	610
	Ergonomic features: A, B, C, M, N, S	 1 per carton								
 <p><b>High Back Tilter - Condensed Packaging</b> Unit weight: 36 LB   16.4 KG Carton weight: 40 LB   18.14 KG Carton volume: 6 FT<sup>3</sup>   0.16 MT<sup>3</sup></p>	<b>MVL2733-9</b> Fabric	409	IN 25.5	28	43	20.5	19.5	16-20	20.5	24
			MM 648	711	1092	521	495	406-508	521	610
	Ergonomic features: A, B, C, M, N, S	  1 per carton								

ARLO



**model MVL13085**  
shown with standard Black base and nylon glides



**model MVL13086**  
shown with optional aluminum base, Chrome finished cylinder and casters



**model MVL13087**  
shown with optional Chrome base

STANDARD FEATURES

- A contemporary lounge seating series with a contoured back to provide optimal comfort.
- Can be upholstered in LuxPlus vinyl, in various colours or in all Global grade 1 seating textiles (see page 147).
- Compliant with the emissions guidelines set by the GREENGUARD Environmental Institute.
- Limited warranty (5-year exceptions apply - see page 151).
- Weight capacity for this series is 300 lbs.

Swivel lounge chairs (MVL13085 + MVL13086)

- Two mechanisms available: task or tilter.
- Standard with Black 5-prong, injection molded, fiberglass reinforced nylon base with nylon glides.

Lounge chair (MVL13087)

- Standard with Black metal wire base and clear polycarbonate glides.

CHAIR ADJUSTMENTS

- **Swivel task chair**
  - Pneumatic seat height adjustment.
  - 360° degree swivel.
- **Swivel tilter chair**
  - Center tilt with upright position tilt lock.
  - Pneumatic seat height adjustment.
  - 360° degree swivel.

OPTIONAL FEATURES

Swivel lounge chairs




- For carpet casters, please specify (C1).
- For hard surface flooring casters, please specify (C1R). Add \$21/set.
- For optional polished aluminum base with Chrome finished cylinder, please specify (ALU). Add \$131.

Lounge chair

- For optional Chrome base, please specify (CHM). Add \$41

ALTERNATE TEXTILE OPTIONS

- Graded-in textiles are available. No minimum quantities. Contact Customer Service for pricing.

DESCRIPTION	MODEL# / FEATURES	List price																																	
 <p><b>Swivel Lounge Task Chair</b> Unit weight: 32.5 LB   14.8 KG Carton weight: 43 LB   19.5 KG Carton volume: 20.25 FT<sup>3</sup>   0.57 MT<sup>3</sup></p>	MVL13085	995																																	
	<table border="1"> <thead> <tr> <th rowspan="2"></th> <th colspan="3">OVERALL DIMENSIONS</th> <th colspan="3">SEAT DIMENSIONS</th> <th colspan="2">BACK DIMENSIONS</th> </tr> <tr> <th>W</th> <th>D</th> <th>H</th> <th>W</th> <th>D</th> <th>H</th> <th>W</th> <th>H</th> </tr> </thead> <tbody> <tr> <td>IN</td> <td>25.5</td> <td>28</td> <td>37.37</td> <td>18</td> <td>18</td> <td>17-22.25</td> <td>20.5</td> <td>18.75</td> </tr> <tr> <td>MM</td> <td>648</td> <td>711</td> <td>949</td> <td>457</td> <td>457</td> <td>432-565</td> <td>521</td> <td>476</td> </tr> </tbody> </table> <p>Ergonomic features: C, M, N, U</p> <p>RTA 8 1 per carton</p> <p>CANADA GREENGUARD</p>		OVERALL DIMENSIONS			SEAT DIMENSIONS			BACK DIMENSIONS		W	D	H	W	D	H	W	H	IN	25.5	28	37.37	18	18	17-22.25	20.5	18.75	MM	648	711	949	457	457	432-565	521
	OVERALL DIMENSIONS			SEAT DIMENSIONS			BACK DIMENSIONS																												
	W	D	H	W	D	H	W	H																											
IN	25.5	28	37.37	18	18	17-22.25	20.5	18.75																											
MM	648	711	949	457	457	432-565	521	476																											
 <p><b>Swivel Lounge Tilter Chair</b> Unit weight: 34 LB   15.5 KG Carton weight: 46 LB   20.87 KG Carton volume: 20.25 FT<sup>3</sup>   0.57 MT<sup>3</sup></p>	MVL13086	1095																																	
	<table border="1"> <thead> <tr> <th rowspan="2"></th> <th colspan="3">OVERALL DIMENSIONS</th> <th colspan="3">SEAT DIMENSIONS</th> <th colspan="2">BACK DIMENSIONS</th> </tr> <tr> <th>W</th> <th>D</th> <th>H</th> <th>W</th> <th>D</th> <th>H</th> <th>W</th> <th>H</th> </tr> </thead> <tbody> <tr> <td>IN</td> <td>25.5</td> <td>27</td> <td>38.87</td> <td>18</td> <td>18</td> <td>17.5</td> <td>20.5</td> <td>18.75</td> </tr> <tr> <td>MM</td> <td>648</td> <td>686</td> <td>987</td> <td>457</td> <td>457</td> <td>445</td> <td>521</td> <td>476</td> </tr> </tbody> </table> <p>Ergonomic features: B, C, M, N, S, U</p> <p>RTA 8 1 per carton</p> <p>CANADA GREENGUARD</p>		OVERALL DIMENSIONS			SEAT DIMENSIONS			BACK DIMENSIONS		W	D	H	W	D	H	W	H	IN	25.5	27	38.87	18	18	17.5	20.5	18.75	MM	648	686	987	457	457	445	521
	OVERALL DIMENSIONS			SEAT DIMENSIONS			BACK DIMENSIONS																												
	W	D	H	W	D	H	W	H																											
IN	25.5	27	38.87	18	18	17.5	20.5	18.75																											
MM	648	686	987	457	457	445	521	476																											
 <p><b>Lounge Chair w/Metal Wire Base</b> Unit weight: 32.5 LB   14.8 KG Carton weight: 43 LB   19.5 KG Carton volume: 17 FT<sup>3</sup>   0.48 MT<sup>3</sup></p>	MVL13087	1188																																	
	<table border="1"> <thead> <tr> <th rowspan="2"></th> <th colspan="3">OVERALL DIMENSIONS</th> <th colspan="3">SEAT DIMENSIONS</th> <th colspan="2">BACK DIMENSIONS</th> </tr> <tr> <th>W</th> <th>D</th> <th>H</th> <th>W</th> <th>D</th> <th>H</th> <th>W</th> <th>H</th> </tr> </thead> <tbody> <tr> <td>IN</td> <td>25.5</td> <td>27.5</td> <td>35</td> <td>17</td> <td>18</td> <td>17</td> <td>21</td> <td>19</td> </tr> <tr> <td>MM</td> <td>648</td> <td>699</td> <td>889</td> <td>432</td> <td>457</td> <td>432</td> <td>533</td> <td>483</td> </tr> </tbody> </table> <p>Ergonomic features: M, N</p> <p>RTA 00 1 per carton</p> <p>CANADA GREENGUARD</p>		OVERALL DIMENSIONS			SEAT DIMENSIONS			BACK DIMENSIONS		W	D	H	W	D	H	W	H	IN	25.5	27.5	35	17	18	17	21	19	MM	648	699	889	432	457	432	533
	OVERALL DIMENSIONS			SEAT DIMENSIONS			BACK DIMENSIONS																												
	W	D	H	W	D	H	W	H																											
IN	25.5	27.5	35	17	18	17	21	19																											
MM	648	699	889	432	457	432	533	483																											

ASHMONT



model MVL2780



model MVL2782

STANDARD FEATURES

- Canadian made.
- Soft deep cushions on seat and back offer plush comfort.
- Management chairs: Height adjustable T-arms with durable self-skinned urethane (SSU) armcaps.
- Guest chairs: Upholstered armcaps, oval steel tube frame and sled base.
- Dual wheel carpet casters (C65) are standard (except guest chairs).
- Seating surfaces can be upholstered in LuxPlus vinyl, in various colours or in all Global grade 1 seating textiles (see page 147).
- Compliant with the emissions guidelines set by the GREENGUARD Environmental Institute.
- Limited warranty (5-year exceptions apply - see page 151).
- Weight capacity for this series is 300 lbs.

MANAGEMENT CHAIR ADJUSTMENTS

- Center tilt with upright position tilt lock.
- Tilt tension adjustment.
- Pneumatic seat height adjustment.

OPTIONAL FEATURES

- For hard surface flooring casters, please specify (C65R). Add \$21/set.

ALTERNATE TEXTILE OPTIONS

- Graded-in textiles are available. No minimum quantities. Contact Customer Service for pricing.

DESCRIPTION MODEL# / FEATURES



HB Management Tilter w/Height Adjustable Arms

Unit weight: 50 LB | 22.7 KG  
 Carton weight: 55 LB | 24.95 KG  
 Carton volume: 10.5 FT³ | 0.29 MT³

MODEL# / FEATURES		List price					
<b>MVL2780</b> LuxPlus or fabric		791					
OVERALL DIMENSIONS		SEAT DIMENSIONS			BACK DIMENSIONS		
W	D	H	W	D	H	W	H
IN 27	28	42	21	18	16-21	21	25
MM 686	711	1067	533	457	406-533	533	635
Ergonomic features: A, B, C, H, M, N, S		RTA 8	courier	1 per carton	CANADA ENVIRONMENTAL INSTITUTE	GREENGUARD	



MB Management Tilter w/Height Adjustable Arms

Unit weight: 47 LB | 21.4 KG  
 Carton weight: 52 LB | 23.59 KG  
 Carton volume: 10.5 FT³ | 0.29 MT³

MODEL# / FEATURES		List price					
<b>MVL2781</b> LuxPlus or fabric		750					
OVERALL DIMENSIONS		SEAT DIMENSIONS			BACK DIMENSIONS		
W	D	H	W	D	H	W	H
IN 27	28	39	21	18	16-21	21	22
MM 686	711	991	533	457	406-533	533	559
Ergonomic features: A, B, C, H, M, N, S		RTA 8	courier	1 per carton	CANADA ENVIRONMENTAL INSTITUTE	GREENGUARD	



MB Guest Chair - Sled Base

Unit weight: 33 LB | 15 KG  
 Carton weight: 38 LB | 17.24 KG  
 Carton volume: 8.5 FT³ | 0.24 MT³

MODEL# / FEATURES		List price					
<b>MVL2782</b> LuxPlus or fabric		564					
OVERALL DIMENSIONS		SEAT DIMENSIONS			BACK DIMENSIONS		
W	D	H	W	D	H	W	H
IN 24.5	25.5	36.5	21	18	17	21	18
MM 622	648	927	533	457	432	533	457
Ergonomic features: M, N		RTA 8	courier	1 per carton	CANADA ENVIRONMENTAL INSTITUTE	GREENGUARD	

ASHTON



model OTG11858B

STANDARD FEATURES


- High back management and boardroom chair.
- Unique seat suspension and segmented cushions offer a very plush feel.
- Chrome arms with upholstered armrests.
- Chrome base.
- Dual wheel carpet casters (C65) are standard.
- Seating surfaces are upholstered in Black bonded leather.
- Compliant with the emissions guidelines set by the GREENGUARD Environmental Institute.
- Limited warranty (2-year exceptions apply - see page 151).
- Weight capacity for this series is 300 lbs.

CHAIR ADJUSTMENTS

- Center tilt with upright position tilt lock.
- Tilt tension adjustment.
- Pneumatic seat height adjustment.

OPTIONAL FEATURES

- Hard surface flooring casters (**C65R**) can be purchased separately. Add \$96/set.

DESCRIPTION	MODEL# / FEATURES																																		
	 <p><b>High Back Tilter</b>                      Unit weight: 44.83 LB   20.33 KG                      Carton weight: 44.83 LB   20.33 KG                      Carton volume: 5.76 FT³   0.16 MT³</p>	<p><b>OTG11858B</b></p> <p>Ergonomic features: A, B, C, M, N, S</p>	<p>List price</p> <p>631</p>																																
<table border="1"> <thead> <tr> <th rowspan="2"></th> <th colspan="3">OVERALL DIMENSIONS</th> <th colspan="3">SEAT DIMENSIONS</th> <th colspan="2">BACK DIMENSIONS</th> </tr> <tr> <th>W</th> <th>D</th> <th>H</th> <th>W</th> <th>D</th> <th>H</th> <th>W</th> <th>H</th> </tr> </thead> <tbody> <tr> <td>IN</td> <td>26</td> <td>25.5</td> <td>44.5</td> <td>21</td> <td>18</td> <td>18.5-22</td> <td>19.5</td> <td>24</td> </tr> <tr> <td>MM</td> <td>660</td> <td>648</td> <td>1130</td> <td>533</td> <td>457</td> <td>470-559</td> <td>495</td> <td>610</td> </tr> </tbody> </table>				OVERALL DIMENSIONS			SEAT DIMENSIONS			BACK DIMENSIONS		W	D	H	W	D	H	W	H	IN	26	25.5	44.5	21	18	18.5-22	19.5	24	MM	660	648	1130	533	457	470-559
	OVERALL DIMENSIONS			SEAT DIMENSIONS			BACK DIMENSIONS																												
	W	D	H	W	D	H	W	H																											
IN	26	25.5	44.5	21	18	18.5-22	19.5	24																											
MM	660	648	1130	533	457	470-559	495	610																											



1 per carton



AVRO



model MVL3130



model MVL3123



model MVL3114



model MVL3107

Avro 350 Heavy Duty Chair



For Avro 350 heavy duty chair, see page 22.

STANDARD FEATURES

- Avro features improved ergonomics, custom support and a streamlined profile – the perfect balance between functionality and style.
- Ergonomic seating, Canadian made.
- Available with five different mechanism options: synchro-tilter, multi-tilter, tilter, task and weight sensing synchro-tilter. Height adjustable chairs available with task mechanism only.
- Standard with height adjustable arms with durable self-skinned urethane (SSU) armcaps (except armless models).
- Dual wheel carpet casters (C1) are standard on all models.
- Mesh back and mesh seat models can only be upholstered in Black mesh (MS69).
- Mesh back and upholstered seat models: Mesh back is available in Black (MS69), Natural (MS74) and Stone (MS71).
- Seats can be upholstered in LuxPlus vinyl (various colours) or in all Global grade 1 seating textiles (see page 147).
- Compliant with the emissions guidelines set by the GREENGUARD Environmental Institute.
- Limited warranty (5-year exceptions apply - see page 151).
- Weight capacity for this series is 300 lbs.

OPTIONAL FEATURES

- For hard surface flooring casters, please specify (C9R). Add \$21/set.
- For optional polished aluminum base, please specify (ALU). Add \$131.
- For optional height and width adjustable T-arms with sliding, articulating armcaps, please specify (G1). Add \$72.

ALTERNATE TEXTILE OPTIONS

- Graded-in textiles are available. No minimum quantities. Contact Customer Service for pricing.

CHAIR ADJUSTMENTS

- **Synchro-tilter chairs**
  - Synchro tilt with multi-position tilt lock.
  - Tilt tension adjustment.
  - Height and depth adjustable lumbar support.
  - Seat depth adjustment with simple side tension adjustment (available on models MVL3130, MVL3131 and MVL3132 only)
  - Pneumatic seat height adjustment.
- **Multi-tilter chairs**
  - Infinite position tilt lock.
  - Tilt tension adjustment.
  - Independent back and seat angle adjustment.
  - Side activated sliding seat depth adjustment.
  - Height and depth adjustable lumbar support.
  - Pneumatic seat height adjustment.
- **Tilter chairs**
  - Center tilt with upright position tilt lock.
  - Tilt tension adjustment.
  - Height and depth adjustable lumbar support.
  - Pneumatic seat height adjustment.
- **Task chairs**
  - Manual bolt seat depth adjustment.
  - Height and depth adjustable lumbar support.
  - Pneumatic seat height adjustment.
- **Weight sensing synchro-tilter chairs**
  - Synchro tilt with multi-position tilt lock.
  - Automatic tilt tension adjustment.
  - Side activated sliding seat depth adjustment.
  - Height and depth adjustable lumbar support.
  - Pneumatic seat height adjustment.
- **Height adjustable stools**
  - Task mechanism.
  - Height and depth adjustable lumbar support.
  - Pneumatic seat height adjustment.
  - Height adjustable Chrome footrest.

DESCRIPTION MODEL# / FEATURES



**Synchro-Tilter, Mesh Back and Uph Seat**  
 Unit weight: 42 LB | 19.1 KG  
 Carton weight: 51 LB | 23.13 KG  
 Carton volume: 10.5 FT³ | 0.29 MT³

**MVL3101**  
 LuxPlus  
 or fabric

List price

811

OVERALL DIMENSIONS			SEAT DIMENSIONS			BACK DIMENSIONS	
W	D	H	W	D	H	W	H
IN 26	27	38.5	20	18.5	16.5-21.5	19.5	20
MM 660	686	978	508	470	419-546	495	508

Ergonomic features:  
 A, B, C, D, H, L, M, N, V



1 per carton



**Synchro-Tilter w/Seat Depth Adjustment, Mesh Back and Uph Seat**  
 Unit weight: 41 LB | 18.6 KG  
 Carton weight: 53 LB | 24.04 KG  
 Carton volume: 10.5 FT³ | 0.29 MT³

**MVL3130**  
 LuxPlus  
 or fabric

List price

826





















OVERALL DIMENSIONS			SEAT DIMENSIONS			BACK DIMENSIONS	
W	D	H	W	D	H	W	H
IN 26.75	23.5	40	21	18	17-21	20	22
MM 679	597	1016	533	457	432-533	508	559

Ergonomic features:  
 A, B, C, D, E, H, L, M, N, V, U



1 per carton



DESCRIPTION	MODEL# / FEATURES																																			
 <p><b>Multi-Tilter, Mesh Back and Uph Seat</b>                      Unit weight: 47 LB   21.4 KG                      Carton weight: 56 LB   25.4 KG                      Carton volume: 10.5 FT³   0.29 MT³</p>	<p>List price</p> <p><b>MVL3103</b> LuxPlus or fabric</p> <p>875</p>																																			
	<table border="1"> <thead> <tr> <th rowspan="2"></th> <th colspan="3">OVERALL DIMENSIONS</th> <th colspan="3">SEAT DIMENSIONS</th> <th colspan="2">BACK DIMENSIONS</th> </tr> <tr> <th>W</th> <th>D</th> <th>H</th> <th>W</th> <th>D</th> <th>H</th> <th>W</th> <th>H</th> </tr> </thead> <tbody> <tr> <td>IN</td> <td>26</td> <td>27</td> <td>39.5</td> <td>20</td> <td>17.5-20.5</td> <td>17.5-22.5</td> <td>19.5</td> <td>20</td> </tr> <tr> <td>MM</td> <td>660</td> <td>686</td> <td>1003</td> <td>508</td> <td>445-521</td> <td>445-572</td> <td>495</td> <td>508</td> </tr> </tbody> </table>		OVERALL DIMENSIONS			SEAT DIMENSIONS			BACK DIMENSIONS		W	D	H	W	D	H	W	H	IN	26	27	39.5	20	17.5-20.5	17.5-22.5	19.5	20	MM	660	686	1003	508	445-521	445-572	495	508
			OVERALL DIMENSIONS			SEAT DIMENSIONS			BACK DIMENSIONS																											
		W	D	H	W	D	H	W	H																											
	IN	26	27	39.5	20	17.5-20.5	17.5-22.5	19.5	20																											
MM	660	686	1003	508	445-521	445-572	495	508																												
<p>Ergonomic features: A, B, C, D, E, F, G, H, M, N, S, V</p> <p>RTA 2  1 per carton  </p>																																				
 <p><b>Tilter, Mesh Back and Uph Seat</b>                      Unit weight: 36 LB   16.4 KG                      Carton weight: 45 LB   20.41 KG                      Carton volume: 10.5 FT³   0.29 MT³</p>	<p>List price</p> <p><b>MVL3104</b> LuxPlus or fabric</p> <p>772</p>																																			
	<table border="1"> <thead> <tr> <th rowspan="2"></th> <th colspan="3">OVERALL DIMENSIONS</th> <th colspan="3">SEAT DIMENSIONS</th> <th colspan="2">BACK DIMENSIONS</th> </tr> <tr> <th>W</th> <th>D</th> <th>H</th> <th>W</th> <th>D</th> <th>H</th> <th>W</th> <th>H</th> </tr> </thead> <tbody> <tr> <td>IN</td> <td>26</td> <td>27</td> <td>38</td> <td>20</td> <td>18.5</td> <td>16-21</td> <td>19.5</td> <td>20</td> </tr> <tr> <td>MM</td> <td>660</td> <td>686</td> <td>965</td> <td>508</td> <td>470</td> <td>406-533</td> <td>495</td> <td>508</td> </tr> </tbody> </table>		OVERALL DIMENSIONS			SEAT DIMENSIONS			BACK DIMENSIONS		W	D	H	W	D	H	W	H	IN	26	27	38	20	18.5	16-21	19.5	20	MM	660	686	965	508	470	406-533	495	508
			OVERALL DIMENSIONS			SEAT DIMENSIONS			BACK DIMENSIONS																											
		W	D	H	W	D	H	W	H																											
	IN	26	27	38	20	18.5	16-21	19.5	20																											
MM	660	686	965	508	470	406-533	495	508																												
<p>Ergonomic features: A, B, C, D, H, M, N, S, V</p> <p>RTA 2  1 per carton  </p>																																				
 <p><b>Task, Mesh Back and Uph Seat</b>                      Unit weight: 31 LB   14.1 KG                      Carton weight: 40 LB   18.14 KG                      Carton volume: 10.5 FT³   0.29 MT³</p>	<p>List price</p> <p><b>MVL3106</b> LuxPlus or fabric</p> <p>724</p>																																			
	<table border="1"> <thead> <tr> <th rowspan="2"></th> <th colspan="3">OVERALL DIMENSIONS</th> <th colspan="3">SEAT DIMENSIONS</th> <th colspan="2">BACK DIMENSIONS</th> </tr> <tr> <th>W</th> <th>D</th> <th>H</th> <th>W</th> <th>D</th> <th>H</th> <th>W</th> <th>H</th> </tr> </thead> <tbody> <tr> <td>IN</td> <td>26</td> <td>27</td> <td>38</td> <td>20</td> <td>18.5</td> <td>16-21</td> <td>19.5</td> <td>20</td> </tr> <tr> <td>MM</td> <td>660</td> <td>686</td> <td>965</td> <td>508</td> <td>470</td> <td>406-533</td> <td>495</td> <td>508</td> </tr> </tbody> </table>		OVERALL DIMENSIONS			SEAT DIMENSIONS			BACK DIMENSIONS		W	D	H	W	D	H	W	H	IN	26	27	38	20	18.5	16-21	19.5	20	MM	660	686	965	508	470	406-533	495	508
			OVERALL DIMENSIONS			SEAT DIMENSIONS			BACK DIMENSIONS																											
		W	D	H	W	D	H	W	H																											
	IN	26	27	38	20	18.5	16-21	19.5	20																											
MM	660	686	965	508	470	406-533	495	508																												
<p>Ergonomic features: C, D, E, H, M, N, V</p> <p>RTA 2  1 per carton  </p>																																				
 <p><b>Armless Height Adjustable Chair, Mesh Back and Uph Seat</b>                      Unit weight: 30 LB   13.6 KG                      Carton weight: 39 LB   17.69 KG                      Carton volume: 10.5 FT³   0.29 MT³</p>	<p>List price</p> <p><b>MVL3107</b> LuxPlus or fabric</p> <p>844</p>																																			
	<table border="1"> <thead> <tr> <th rowspan="2"></th> <th colspan="3">OVERALL DIMENSIONS</th> <th colspan="3">SEAT DIMENSIONS</th> <th colspan="2">BACK DIMENSIONS</th> </tr> <tr> <th>W</th> <th>D</th> <th>H</th> <th>W</th> <th>D</th> <th>H</th> <th>W</th> <th>H</th> </tr> </thead> <tbody> <tr> <td>IN</td> <td>20</td> <td>27</td> <td>48</td> <td>20</td> <td>18.5</td> <td>23-33</td> <td>19.5</td> <td>20</td> </tr> <tr> <td>MM</td> <td>508</td> <td>686</td> <td>1219</td> <td>508</td> <td>470</td> <td>584-838</td> <td>495</td> <td>508</td> </tr> </tbody> </table>		OVERALL DIMENSIONS			SEAT DIMENSIONS			BACK DIMENSIONS		W	D	H	W	D	H	W	H	IN	20	27	48	20	18.5	23-33	19.5	20	MM	508	686	1219	508	470	584-838	495	508
			OVERALL DIMENSIONS			SEAT DIMENSIONS			BACK DIMENSIONS																											
		W	D	H	W	D	H	W	H																											
	IN	20	27	48	20	18.5	23-33	19.5	20																											
MM	508	686	1219	508	470	584-838	495	508																												
<p>Ergonomic features: C, D, M, N, V</p> <p>RTA 2  1 per carton  </p>																																				
 <p><b>Weight Sensing Synchro-Tilter, Mesh Back and Uph Seat</b>                      Unit weight: 42 LB   19.1 KG                      Carton weight: 51 LB   23.13 KG                      Carton volume: 10.5 FT³   0.29 MT³</p>	<p>List price</p> <p><b>MVL3108</b> LuxPlus or fabric</p> <p>875</p>																																			
	<table border="1"> <thead> <tr> <th rowspan="2"></th> <th colspan="3">OVERALL DIMENSIONS</th> <th colspan="3">SEAT DIMENSIONS</th> <th colspan="2">BACK DIMENSIONS</th> </tr> <tr> <th>W</th> <th>D</th> <th>H</th> <th>W</th> <th>D</th> <th>H</th> <th>W</th> <th>H</th> </tr> </thead> <tbody> <tr> <td>IN</td> <td>26</td> <td>27</td> <td>39</td> <td>20</td> <td>17.5-20.5</td> <td>16.5-21.5</td> <td>19.5</td> <td>20</td> </tr> <tr> <td>MM</td> <td>660</td> <td>686</td> <td>991</td> <td>508</td> <td>445-521</td> <td>419-546</td> <td>495</td> <td>508</td> </tr> </tbody> </table>		OVERALL DIMENSIONS			SEAT DIMENSIONS			BACK DIMENSIONS		W	D	H	W	D	H	W	H	IN	26	27	39	20	17.5-20.5	16.5-21.5	19.5	20	MM	660	686	991	508	445-521	419-546	495	508
			OVERALL DIMENSIONS			SEAT DIMENSIONS			BACK DIMENSIONS																											
		W	D	H	W	D	H	W	H																											
	IN	26	27	39	20	17.5-20.5	16.5-21.5	19.5	20																											
MM	660	686	991	508	445-521	419-546	495	508																												
<p>Ergonomic features: A, B, C, D, E, H, L, M, N, V</p> <p>RTA 2  1 per carton  </p>																																				

**DESCRIPTION MODEL# / FEATURES**



**Height Adjustable Chair w/Arms, Mesh Back and Uph Seat**  
 Unit weight: 36 LB | 16.4 KG  
 Carton weight: 45 LB | 20.41 KG  
 Carton volume: 10.5 FT³ | 0.29 MT³

List price  
**MVL3109** 924  
 LuxPlus  
 or fabric

	OVERALL DIMENSIONS			SEAT DIMENSIONS			BACK DIMENSIONS	
	W	D	H	W	D	H	W	H
IN	26	27	48	20	18.5	23-33	19.5	20
MM	660	686	1219	508	470	584-838	495	508

Ergonomic features: C, D, H, M, N, V  
 1 per carton



**Synchro-Tilter, Uph Back and Seat**  
 Unit weight: 43 LB | 19.5 KG  
 Carton weight: 52 LB | 23.59 KG  
 Carton volume: 10.5 FT³ | 0.29 MT³

List price  
**MVL3111** 851  
 LuxPlus  
 or fabric

	OVERALL DIMENSIONS			SEAT DIMENSIONS			BACK DIMENSIONS	
	W	D	H	W	D	H	W	H
IN	26	27	38.5	20	18.5	16.5-21.5	19.5	20
MM	660	686	978	508	470	419-546	495	508

Ergonomic features: A, B, C, D, H, L, M, N, V  
 1 per carton



**Synchro-Tilter w/Seat Depth Adjustment, Uph Back and Seat**  
 Unit weight: 41 LB | 18.6 KG  
 Carton weight: 53 LB | 24.04 KG  
 Carton volume: 10.5 FT³ | 0.29 MT³

List price  
**MVL3131** 866  
 LuxPlus  
 or fabric

	OVERALL DIMENSIONS			SEAT DIMENSIONS			BACK DIMENSIONS	
	W	D	H	W	D	H	W	H
IN	26.75	23.5	40	21	18	17-21	20	22
MM	679	597	1016	533	457	432-533	508	559

Ergonomic features: A, B, C, D, E, H, L, M, N, V, U  
 1 per carton



**Multi-Tilter, Uph Back and Seat**  
 Unit weight: 48 LB | 21.8 KG  
 Carton weight: 57 LB | 25.85 KG  
 Carton volume: 10.5 FT³ | 0.29 MT³

List price  
**MVL3113** 915  
 LuxPlus  
 or fabric

	OVERALL DIMENSIONS			SEAT DIMENSIONS			BACK DIMENSIONS	
	W	D	H	W	D	H	W	H
IN	26	27	39.5	20	17.5-20.5	17.5-22.5	19.5	20
MM	660	686	1003	508	445-521	445-572	495	508

Ergonomic features: A, B, C, D, E, F, G, H, M, N, S, V  
 1 per carton








**Tilter, Uph Back and Seat**  
 Unit weight: 37 LB | 16.8 KG  
 Carton weight: 46 LB | 20.87 KG  
 Carton volume: 10.5 FT³ | 0.29 MT³

List price  
**MVL3114** 812  
 LuxPlus  
 or fabric

	OVERALL DIMENSIONS			SEAT DIMENSIONS			BACK DIMENSIONS	
	W	D	H	W	D	H	W	H
IN	26	27	38	20	18.5	16-21	19.5	20
MM	660	686	965	508	470	406-533	495	508

Ergonomic features: A, B, C, D, H, M, N, S, V  
 1 per carton

DESCRIPTION		MODEL# / FEATURES																																				
 <p><b>Task, Uph Back and Seat</b>                      Unit weight: 32 LB   14.5 KG                      Carton weight: 41 LB   18.6 KG                      Carton volume: 10.5 FT³   0.29 MT³</p>	<b>MVL3116</b> LuxPlus or fabric	List price																																				
		764																																				
		<table border="1"> <thead> <tr> <th rowspan="2"></th> <th colspan="3">OVERALL DIMENSIONS</th> <th colspan="3">SEAT DIMENSIONS</th> <th colspan="2">BACK DIMENSIONS</th> </tr> <tr> <th>W</th> <th>D</th> <th>H</th> <th>W</th> <th>D</th> <th>H</th> <th>W</th> <th>H</th> </tr> </thead> <tbody> <tr> <td>IN</td> <td>26</td> <td>27</td> <td>38</td> <td>20</td> <td>18.5</td> <td>16-21</td> <td>19.5</td> <td>20</td> </tr> <tr> <td>MM</td> <td>660</td> <td>686</td> <td>965</td> <td>508</td> <td>470</td> <td>406-533</td> <td>495</td> <td>508</td> </tr> </tbody> </table>			OVERALL DIMENSIONS			SEAT DIMENSIONS			BACK DIMENSIONS		W	D	H	W	D	H	W	H	IN	26	27	38	20	18.5	16-21	19.5	20	MM	660	686	965	508	470	406-533	495	508
			OVERALL DIMENSIONS			SEAT DIMENSIONS			BACK DIMENSIONS																													
W	D		H	W	D	H	W	H																														
IN	26	27	38	20	18.5	16-21	19.5	20																														
MM	660	686	965	508	470	406-533	495	508																														
Ergonomic features: C, D, E, H, M, N, V																																						
 <p><b>Armless Height Adjustable Chair, Uph Back and Seat</b>                      Unit weight: 31 LB   14.1 KG                      Carton weight: 40 LB   18.14 KG                      Carton volume: 10.5 FT³   0.29 MT³</p>	<b>MVL3117</b> LuxPlus or fabric	List price																																				
		884																																				
		<table border="1"> <thead> <tr> <th rowspan="2"></th> <th colspan="3">OVERALL DIMENSIONS</th> <th colspan="3">SEAT DIMENSIONS</th> <th colspan="2">BACK DIMENSIONS</th> </tr> <tr> <th>W</th> <th>D</th> <th>H</th> <th>W</th> <th>D</th> <th>H</th> <th>W</th> <th>H</th> </tr> </thead> <tbody> <tr> <td>IN</td> <td>20</td> <td>27</td> <td>48</td> <td>20</td> <td>18.5</td> <td>23-33</td> <td>19.5</td> <td>20</td> </tr> <tr> <td>MM</td> <td>508</td> <td>686</td> <td>1219</td> <td>508</td> <td>470</td> <td>584-838</td> <td>495</td> <td>508</td> </tr> </tbody> </table>			OVERALL DIMENSIONS			SEAT DIMENSIONS			BACK DIMENSIONS		W	D	H	W	D	H	W	H	IN	20	27	48	20	18.5	23-33	19.5	20	MM	508	686	1219	508	470	584-838	495	508
			OVERALL DIMENSIONS			SEAT DIMENSIONS			BACK DIMENSIONS																													
W	D		H	W	D	H	W	H																														
IN	20	27	48	20	18.5	23-33	19.5	20																														
MM	508	686	1219	508	470	584-838	495	508																														
Ergonomic features: C, D, M, N, V																																						
 <p><b>Weight Sensing Synchro-Tilter, Uph Back and Seat</b>                      Unit weight: 43 LB   19.5 KG                      Carton weight: 52 LB   23.59 KG                      Carton volume: 10.5 FT³   0.29 MT³</p>	<b>MVL3118</b> LuxPlus or fabric	List price																																				
		915																																				
		<table border="1"> <thead> <tr> <th rowspan="2"></th> <th colspan="3">OVERALL DIMENSIONS</th> <th colspan="3">SEAT DIMENSIONS</th> <th colspan="2">BACK DIMENSIONS</th> </tr> <tr> <th>W</th> <th>D</th> <th>H</th> <th>W</th> <th>D</th> <th>H</th> <th>W</th> <th>H</th> </tr> </thead> <tbody> <tr> <td>IN</td> <td>26</td> <td>27</td> <td>39</td> <td>20</td> <td>17.5-20.5</td> <td>16.5-21.5</td> <td>19.5</td> <td>20</td> </tr> <tr> <td>MM</td> <td>660</td> <td>686</td> <td>991</td> <td>508</td> <td>445-521</td> <td>419-546</td> <td>495</td> <td>508</td> </tr> </tbody> </table>			OVERALL DIMENSIONS			SEAT DIMENSIONS			BACK DIMENSIONS		W	D	H	W	D	H	W	H	IN	26	27	39	20	17.5-20.5	16.5-21.5	19.5	20	MM	660	686	991	508	445-521	419-546	495	508
			OVERALL DIMENSIONS			SEAT DIMENSIONS			BACK DIMENSIONS																													
W	D		H	W	D	H	W	H																														
IN	26	27	39	20	17.5-20.5	16.5-21.5	19.5	20																														
MM	660	686	991	508	445-521	419-546	495	508																														
Ergonomic features: A, B, C, D, E, H, L, M, N, V																																						
 <p><b>Height Adjustable Chair w/Arms, Uph Back and Seat</b>                      Unit weight: 37 LB   16.8 KG                      Carton weight: 46 LB   20.87 KG                      Carton volume: 10.5 FT³   0.29 MT³</p>	<b>MVL3119</b> LuxPlus or fabric	List price																																				
		964																																				
		<table border="1"> <thead> <tr> <th rowspan="2"></th> <th colspan="3">OVERALL DIMENSIONS</th> <th colspan="3">SEAT DIMENSIONS</th> <th colspan="2">BACK DIMENSIONS</th> </tr> <tr> <th>W</th> <th>D</th> <th>H</th> <th>W</th> <th>D</th> <th>H</th> <th>W</th> <th>H</th> </tr> </thead> <tbody> <tr> <td>IN</td> <td>26</td> <td>27</td> <td>48</td> <td>20</td> <td>18.5</td> <td>23-33</td> <td>19.5</td> <td>20</td> </tr> <tr> <td>MM</td> <td>660</td> <td>686</td> <td>1219</td> <td>508</td> <td>470</td> <td>584-838</td> <td>495</td> <td>508</td> </tr> </tbody> </table>			OVERALL DIMENSIONS			SEAT DIMENSIONS			BACK DIMENSIONS		W	D	H	W	D	H	W	H	IN	26	27	48	20	18.5	23-33	19.5	20	MM	660	686	1219	508	470	584-838	495	508
			OVERALL DIMENSIONS			SEAT DIMENSIONS			BACK DIMENSIONS																													
W	D		H	W	D	H	W	H																														
IN	26	27	48	20	18.5	23-33	19.5	20																														
MM	660	686	1219	508	470	584-838	495	508																														
Ergonomic features: C, D, H, M, N, V																																						
 <p><b>Synchro-Tilter, Mesh Back and Seat</b>                      Unit weight: 43 LB   19.5 KG                      Carton weight: 52 LB   23.59 KG                      Carton volume: 10.5 FT³   0.29 MT³</p>	<b>MVL3121</b> Black mesh	List price																																				
		866																																				
		<table border="1"> <thead> <tr> <th rowspan="2"></th> <th colspan="3">OVERALL DIMENSIONS</th> <th colspan="3">SEAT DIMENSIONS</th> <th colspan="2">BACK DIMENSIONS</th> </tr> <tr> <th>W</th> <th>D</th> <th>H</th> <th>W</th> <th>D</th> <th>H</th> <th>W</th> <th>H</th> </tr> </thead> <tbody> <tr> <td>IN</td> <td>26</td> <td>27</td> <td>38.5</td> <td>20</td> <td>18.5</td> <td>16.5-21.5</td> <td>19.5</td> <td>20</td> </tr> <tr> <td>MM</td> <td>660</td> <td>686</td> <td>978</td> <td>508</td> <td>470</td> <td>419-546</td> <td>495</td> <td>508</td> </tr> </tbody> </table>			OVERALL DIMENSIONS			SEAT DIMENSIONS			BACK DIMENSIONS		W	D	H	W	D	H	W	H	IN	26	27	38.5	20	18.5	16.5-21.5	19.5	20	MM	660	686	978	508	470	419-546	495	508
			OVERALL DIMENSIONS			SEAT DIMENSIONS			BACK DIMENSIONS																													
W	D		H	W	D	H	W	H																														
IN	26	27	38.5	20	18.5	16.5-21.5	19.5	20																														
MM	660	686	978	508	470	419-546	495	508																														
Ergonomic features: A, B, C, D, H, L, M, V																																						

DESCRIPTION MODEL# / FEATURES



**Synchro-Tilter w/Seat Depth Adjustment, Mesh Back and Seat**  
 Unit weight: 41 LB | 18.6 KG  
 Carton weight: 53 LB | 24.04 KG  
 Carton volume: 10.5 FT³ | 0.29 MT³

List price  
**MVL3132**  
 Black mesh 881

OVERALL DIMENSIONS			SEAT DIMENSIONS			BACK DIMENSIONS	
W	D	H	W	D	H	W	H
IN 26.75	23.5	40	21	18	17-21	20	22
MM 679	597	1016	533	457	432-533	508	559

Ergonomic features:  
 A, B, C, D, E, H, L, M, V, U

RTA 2 courier 1 per carton

ENGINEERED  
 TESTED ASSEMBLED  
 CONÇU TESTÉ MONTÉ



**Multi-Tilter, Mesh Back and Seat**  
 Unit weight: 48 LB | 21.8 KG  
 Carton weight: 57 LB | 25.85 KG  
 Carton volume: 10.5 FT³ | 0.29 MT³

List price  
**MVL3123**  
 Black mesh 930

OVERALL DIMENSIONS			SEAT DIMENSIONS			BACK DIMENSIONS	
W	D	H	W	D	H	W	H
IN 26	27	39.5	20	17.5-20.5	17.5-22.5	19.5	20
MM 660	686	1003	508	445-521	445-572	495	508

Ergonomic features:  
 A, B, C, D, E, F, G, H, M, S, V

RTA 2 courier 1 per carton

ENGINEERED  
 TESTED ASSEMBLED  
 CONÇU TESTÉ MONTÉ



**Tilter, Mesh Back and Seat**  
 Unit weight: 37 LB | 16.8 KG  
 Carton weight: 46 LB | 20.87 KG  
 Carton volume: 10.5 FT³ | 0.29 MT³

List price  
**MVL3124**  
 Black mesh 827

OVERALL DIMENSIONS			SEAT DIMENSIONS			BACK DIMENSIONS	
W	D	H	W	D	H	W	H
IN 26	27	38	20	18.5	16-21	19.5	20
MM 660	686	965	508	470	406-533	495	508

Ergonomic features:  
 A, B, C, D, H, M, S, V

RTA 2 courier 1 per carton

ENGINEERED  
 TESTED ASSEMBLED  
 CONÇU TESTÉ MONTÉ



**Task, Mesh Back and Seat**  
 Unit weight: 32 LB | 14.5 KG  
 Carton weight: 41 LB | 18.74 KG  
 Carton volume: 10.5 FT³ | 0.29 MT³

List price  
**MVL3126**  
 Black mesh 779

OVERALL DIMENSIONS			SEAT DIMENSIONS			BACK DIMENSIONS	
W	D	H	W	D	H	W	H
IN 26	27	38	20	18.5	16-21	19.5	20
MM 660	686	965	508	470	406-533	495	508

Ergonomic features:  
 C, D, E, H, M, V

RTA 2 courier 1 per carton

ENGINEERED  
 TESTED ASSEMBLED  
 CONÇU TESTÉ MONTÉ



**Armless Height Adjustable Chair, Mesh Back and Seat**  
 Unit weight: 31 LB | 14.1 KG  
 Carton weight: 40 LB | 18.14 KG  
 Carton volume: 10.5 FT³ | 0.29 MT³

List price  
**MVL3127**  
 Black mesh 899

OVERALL DIMENSIONS			SEAT DIMENSIONS			BACK DIMENSIONS	
W	D	H	W	D	H	W	H
IN 20	27	48	20	18.5	23-33	19.5	20
MM 508	686	1219	508	470	584-838	495	508

Ergonomic features:  
 C, D, M, V

RTA 2 courier 1 per carton

ENGINEERED  
 TESTED ASSEMBLED  
 CONÇU TESTÉ MONTÉ



**Weight Sensing Synchro-Tilter, Mesh Back and Seat**  
 Unit weight: 43 LB | 19.5 KG  
 Carton weight: 52 LB | 23.59 KG  
 Carton volume: 10.5 FT³ | 0.29 MT³


List price  
**MVL3128**  
 Black mesh 930

OVERALL DIMENSIONS			SEAT DIMENSIONS			BACK DIMENSIONS	
W	D	H	W	D	H	W	H
IN 26	27	39	20	17.5-20.5	16.5-21.5	19.5	20
MM 660	686	991	508	445-521	419-546	495	508

Ergonomic features:  
 A, B, C, D, E, H, L, M, V

RTA 2 courier 1 per carton

ENGINEERED  
 TESTED ASSEMBLED  
 CONÇU TESTÉ MONTÉ

DESCRIPTION	MODEL# / FEATURES																	
 <p><b>Height Adjustable Chair w/Arms, Mesh Back and Seat</b>                      Unit weight: 37 LB   16.8 KG                      Carton weight: 46 LB   20.87 KG                      Carton volume: 10.5 FT³   0.29 MT³</p>	<p><b>MVL3129</b> Black mesh</p>	<p>List price</p> <p>979</p>																
		<table border="1"> <thead> <tr> <th colspan="3">OVERALL DIMENSIONS</th> <th colspan="3">SEAT DIMENSIONS</th> <th colspan="2">BACK DIMENSIONS</th> </tr> <tr> <th>W</th> <th>D</th> <th>H</th> <th>W</th> <th>D</th> <th>H</th> <th>W</th> <th>H</th> </tr> </thead> </table>	OVERALL DIMENSIONS			SEAT DIMENSIONS			BACK DIMENSIONS		W	D	H	W	D	H	W	H
		OVERALL DIMENSIONS			SEAT DIMENSIONS			BACK DIMENSIONS										
W	D	H	W	D	H	W	H											
<table border="1"> <tbody> <tr> <td>IN</td> <td>26</td> <td>27</td> <td>48</td> <td>20</td> <td>18.5</td> <td>23-33</td> <td>19.5</td> <td>20</td> </tr> <tr> <td>MM</td> <td>660</td> <td>686</td> <td>1219</td> <td>508</td> <td>470</td> <td>584-838</td> <td>495</td> <td>508</td> </tr> </tbody> </table>	IN	26	27	48	20	18.5	23-33	19.5	20	MM	660	686	1219	508	470	584-838	495	508
IN	26	27	48	20	18.5	23-33	19.5	20										
MM	660	686	1219	508	470	584-838	495	508										
<p>Ergonomic features: C, D, H, M, V</p>	<p>RTA 2</p>	<p>courier</p> <p>1 per carton</p>	<p>ENGINEERED TESTED ASSEMBLED CONÇU TESTÉ MONTÉ</p> <p>GREENGUARD</p>															

AVRO 350



model MVL11716

**STANDARD FEATURES**

- Canadian made seating specifically intended for users of above average height and/or weight.
- High comfort seat made from Ultracell high density, high resilient foam.
- Breathable mesh back.
- Standard with height and width adjustable arms with sliding, rotating and lockable armcaps.
- Width adjustable arm extensions are standard and allow the arms to move away from the seat by 2" on each side for additional space.
- Black frame with a Black heavy duty 5-prong, injection molded fiberglass reinforced nylon base.
- Dual wheel carpet casters (C65) are standard.
- Mesh back is available in Black (MS69), Natural (MS74) and Stone (MS71).
- Seat can be upholstered in LuxPlus vinyl (various colours) or in all Global grade 1 seating textiles (see page 147).
- Compliant with the emissions guidelines set by the GREENGUARD Environmental Institute.
- Limited warranty (5-year exceptions apply - see page 151).
- Textile or upholstery material on these products must exceed 100,000 double rubs for the textile portion of the warranty to apply.
- Weight capacity for this series is 350 lbs.

**OPTIONAL FEATURES**

- For hard surface flooring casters, please specify **(C65R)**. Add \$21/set.

**CHAIR ADJUSTMENTS**

- Multi-tilter mechanism with infinite position tilt lock.
- Infinite position back and seat angle adjustments, including forward tilt.
- Tilt tension adjustment.
- Side activated sliding seat depth adjustment.
- Height and depth adjustable lumbar support.
- Pneumatic seat height adjustment.

**ALTERNATE TEXTILE OPTIONS**

- Graded-in textiles are available (seat only). No minimum quantities. Contact Customer Service for pricing.

**DESCRIPTION**

**MODEL# / FEATURES**



**MVL11716**  
LuxPlus  
or fabric)

List price  
1095

OVERALL DIMENSIONS			SEAT DIMENSIONS			BACK DIMENSIONS		
	W	D	H	W	D	H	W	H
IN	26	25	40.5	21.5	16.5-18.5	18.5-22.5	20	20
MM	660	635	1029	546	419-470	470-572	508	508

**Mesh High Back Heavy Duty Multi-Tilter**

Unit weight: 53.5 LB | 24.3 KG  
Carton weight: 66 LB | 29.94 KG  
Carton volume: 11.75 FT³ | 0.33 MT³

Ergonomic features:  
A, B, C, D, E, F, G, H, M, N, Q, R, S, V

RTA 2

1 per carton



## BETA



model MVL2729



model MVL2718

### STANDARD FEATURES





- Posture task chairs. Canadian made.
- Generous size seat and back, fully upholstered.
- Standard with height adjustable T-arms with durable self-skinned urethane (SSU) armcaps (except armless models).
- Height adjustable chairs are equipped with an adjustable Chrome footrest.
- Dual wheel carpet casters (C65) are standard.
- Can be upholstered in all Global grade 1 seating textiles with the exception of LuxPlus (see page 147).
- Compliant with the emissions guidelines set by the GREENGUARD Environmental Institute.
- Limited warranty (5-year exceptions apply - see page 151).
- Weight capacity for this series is 300 lbs.


### CHAIR ADJUSTMENTS

- Infinite back angle and back height adjustment.
- Pneumatic seat height adjustment.

### OPTIONAL FEATURES

- For hard surface flooring casters, please specify (C65R). Add \$21/set.
- Bantam is a durable, bleach cleanable (9:1) vinyl, but due to the stiff nature of the textile, this vinyl is prone to bunching and will not upholster as smoothly as other coverings in this series.

DESCRIPTION	MODEL# / FEATURES																																
 <p><b>Height Adjustable Armless Posture Task</b>                      Unit weight: 41 LB   18.6 KG                      Carton weight: 46 LB   20.87 KG                      Carton volume: 6.75 FT<sup>3</sup>   0.19 MT<sup>3</sup></p>	<p>List price</p> <p><b>MVL2718</b> 589</p>																																
	<table border="1"> <thead> <tr> <th colspan="3">OVERALL DIMENSIONS</th> <th colspan="3">SEAT DIMENSIONS</th> <th colspan="2">BACK DIMENSIONS</th> </tr> <tr> <th>W</th> <th>D</th> <th>H</th> <th>W</th> <th>D</th> <th>H</th> <th>W</th> <th>H</th> </tr> </thead> <tbody> <tr> <td>IN 20.5</td> <td>23.5</td> <td>44</td> <td>20.5</td> <td>16.5</td> <td>22-30</td> <td>18.5</td> <td>16-19</td> </tr> <tr> <td>MM 521</td> <td>597</td> <td>1118</td> <td>521</td> <td>419</td> <td>559-762</td> <td>470</td> <td>406-483</td> </tr> </tbody> </table>	OVERALL DIMENSIONS			SEAT DIMENSIONS			BACK DIMENSIONS		W	D	H	W	D	H	W	H	IN 20.5	23.5	44	20.5	16.5	22-30	18.5	16-19	MM 521	597	1118	521	419	559-762	470	406-483
	OVERALL DIMENSIONS			SEAT DIMENSIONS			BACK DIMENSIONS																										
	W	D	H	W	D	H	W	H																									
IN 20.5	23.5	44	20.5	16.5	22-30	18.5	16-19																										
MM 521	597	1118	521	419	559-762	470	406-483																										
<p>Ergonomic features: C, D, G, M, N</p> <p>RTA 2 courier 1 per carton CANADA GREENGUARD</p>																																	
 <p><b>Height Adjustable Posture Task w/Arms</b>                      Unit weight: 46 LB   20.9 KG                      Carton weight: 51 LB   23.13 KG                      Carton volume: 6.75 FT<sup>3</sup>   0.19 MT<sup>3</sup></p>	<p>List price</p> <p><b>MVL2719</b> 688</p>																																
	<table border="1"> <thead> <tr> <th colspan="3">OVERALL DIMENSIONS</th> <th colspan="3">SEAT DIMENSIONS</th> <th colspan="2">BACK DIMENSIONS</th> </tr> <tr> <th>W</th> <th>D</th> <th>H</th> <th>W</th> <th>D</th> <th>H</th> <th>W</th> <th>H</th> </tr> </thead> <tbody> <tr> <td>IN 24.5</td> <td>23.5</td> <td>44</td> <td>20.5</td> <td>16.5</td> <td>22-30</td> <td>18.5</td> <td>16-19</td> </tr> <tr> <td>MM 622</td> <td>597</td> <td>1118</td> <td>521</td> <td>419</td> <td>559-762</td> <td>470</td> <td>406-483</td> </tr> </tbody> </table>	OVERALL DIMENSIONS			SEAT DIMENSIONS			BACK DIMENSIONS		W	D	H	W	D	H	W	H	IN 24.5	23.5	44	20.5	16.5	22-30	18.5	16-19	MM 622	597	1118	521	419	559-762	470	406-483
	OVERALL DIMENSIONS			SEAT DIMENSIONS			BACK DIMENSIONS																										
	W	D	H	W	D	H	W	H																									
IN 24.5	23.5	44	20.5	16.5	22-30	18.5	16-19																										
MM 622	597	1118	521	419	559-762	470	406-483																										
<p>Ergonomic features: C, D, G, H, M, N</p> <p>RTA 2 courier 1 per carton CANADA GREENGUARD</p>																																	
 <p><b>Armless Posture Task</b>                      Unit weight: 27 LB   12.3 KG                      Carton weight: 31 LB   14.06 KG                      Carton volume: 4.9 FT<sup>3</sup>   0.13 MT<sup>3</sup></p>	<p>List price</p> <p><b>MVL2728</b> 489</p>																																
	<table border="1"> <thead> <tr> <th colspan="3">OVERALL DIMENSIONS</th> <th colspan="3">SEAT DIMENSIONS</th> <th colspan="2">BACK DIMENSIONS</th> </tr> <tr> <th>W</th> <th>D</th> <th>H</th> <th>W</th> <th>D</th> <th>H</th> <th>W</th> <th>H</th> </tr> </thead> <tbody> <tr> <td>IN 20.5</td> <td>22</td> <td>38.5</td> <td>20.5</td> <td>17</td> <td>16.5-21.5</td> <td>18.5</td> <td>16-20</td> </tr> <tr> <td>MM 521</td> <td>559</td> <td>978</td> <td>521</td> <td>432</td> <td>419-546</td> <td>470</td> <td>406-508</td> </tr> </tbody> </table>	OVERALL DIMENSIONS			SEAT DIMENSIONS			BACK DIMENSIONS		W	D	H	W	D	H	W	H	IN 20.5	22	38.5	20.5	17	16.5-21.5	18.5	16-20	MM 521	559	978	521	432	419-546	470	406-508
	OVERALL DIMENSIONS			SEAT DIMENSIONS			BACK DIMENSIONS																										
	W	D	H	W	D	H	W	H																									
IN 20.5	22	38.5	20.5	17	16.5-21.5	18.5	16-20																										
MM 521	559	978	521	432	419-546	470	406-508																										
<p>Ergonomic features: C, D, G, M, N</p> <p>RTA 2 courier 1 per carton CANADA GREENGUARD</p>																																	
 <p><b>Posture Task w/Arms</b>                      Unit weight: 33 LB   15 KG                      Carton weight: 38 LB   17.24 KG                      Carton volume: 6.75 FT<sup>3</sup>   0.19 MT<sup>3</sup></p>	<p>List price</p> <p><b>MVL2729</b> 588</p>																																
	<table border="1"> <thead> <tr> <th colspan="3">OVERALL DIMENSIONS</th> <th colspan="3">SEAT DIMENSIONS</th> <th colspan="2">BACK DIMENSIONS</th> </tr> <tr> <th>W</th> <th>D</th> <th>H</th> <th>W</th> <th>D</th> <th>H</th> <th>W</th> <th>H</th> </tr> </thead> <tbody> <tr> <td>IN 24</td> <td>22</td> <td>38.5</td> <td>20.5</td> <td>17</td> <td>16.5-21.5</td> <td>18.5</td> <td>16-20</td> </tr> <tr> <td>MM 610</td> <td>559</td> <td>978</td> <td>521</td> <td>432</td> <td>419-546</td> <td>470</td> <td>406-508</td> </tr> </tbody> </table>	OVERALL DIMENSIONS			SEAT DIMENSIONS			BACK DIMENSIONS		W	D	H	W	D	H	W	H	IN 24	22	38.5	20.5	17	16.5-21.5	18.5	16-20	MM 610	559	978	521	432	419-546	470	406-508
	OVERALL DIMENSIONS			SEAT DIMENSIONS			BACK DIMENSIONS																										
	W	D	H	W	D	H	W	H																									
IN 24	22	38.5	20.5	17	16.5-21.5	18.5	16-20																										
MM 610	559	978	521	432	419-546	470	406-508																										
<p>Ergonomic features: C, D, G, H, M, N</p> <p>RTA 2 courier 1 per carton CANADA GREENGUARD</p>																																	

DESCRIPTION	MODEL# / FEATURES	List price																																
 <p><b>Height Adjustable T-Arms - 1 pair</b>                      Unit weight: 8 LB   3.6 KG                      Carton weight: 10 LB   4.54 KG                      Carton volume: 1.3 FT³   0.03 MT³</p>	<b>MVL2784</b>	119																																
	<table border="1"> <thead> <tr> <th colspan="3">OVERALL DIMENSIONS</th> <th colspan="3">SEAT DIMENSIONS</th> <th colspan="2">BACK DIMENSIONS</th> </tr> <tr> <th>W</th> <th>D</th> <th>H</th> <th>W</th> <th>D</th> <th>H</th> <th>W</th> <th>H</th> </tr> </thead> <tbody> <tr> <td>IN 3</td> <td>10</td> <td>12</td> <td>-</td> <td>-</td> <td>-</td> <td>-</td> <td>-</td> </tr> <tr> <td>MM 76</td> <td>254</td> <td>305</td> <td>-</td> <td>-</td> <td>-</td> <td>-</td> <td>-</td> </tr> </tbody> </table>		OVERALL DIMENSIONS			SEAT DIMENSIONS			BACK DIMENSIONS		W	D	H	W	D	H	W	H	IN 3	10	12	-	-	-	-	-	MM 76	254	305	-	-	-	-	-
	OVERALL DIMENSIONS			SEAT DIMENSIONS			BACK DIMENSIONS																											
W	D	H	W	D	H	W	H																											
IN 3	10	12	-	-	-	-	-																											
MM 76	254	305	-	-	-	-	-																											
<p><b>RTA 00</b> 1 pair per carton (pricing is for the pair, specifications are for one arm)</p>																																		

**BOLT**



model OTG11510B

**STANDARD FEATURES**




- Value priced mesh seating.
- Breathable mesh back.
- Scuff resistant arched base.
- Standard with height adjustable T-arms with durable self-skinned urethane (SSU) armcaps.
- Dual wheel carpet casters (C65) are standard.
- Only available in Black mesh fabric (MS20) seat with Black mesh back.
- Compliant with the emissions guidelines set by the GREENGUARD Environmental Institute.
- Limited warranty (2-year exceptions apply - see page 151).
- Weight capacity for this series is 300 lbs.

**CHAIR ADJUSTMENTS**

- Center tilt with upright position tilt lock.
- Tilt tension adjustment.
- Pneumatic seat height adjustment.

**OPTIONAL FEATURES**

- Hard surface flooring casters (**C65R**) can be purchased separately. Add \$96/set.

DESCRIPTION	MODEL# / FEATURES	List price																																
 <p><b>Tilter, Mesh Back</b>                      Unit weight: 36 LB   16.32 KG                      Carton weight: 36 LB   16.33 KG                      Carton volume: 4.6 FT³   0.13 MT³</p>	<b>OTG11510B</b>	492																																
	<table border="1"> <thead> <tr> <th colspan="3">OVERALL DIMENSIONS</th> <th colspan="3">SEAT DIMENSIONS</th> <th colspan="2">BACK DIMENSIONS</th> </tr> <tr> <th>W</th> <th>D</th> <th>H</th> <th>W</th> <th>D</th> <th>H</th> <th>W</th> <th>H</th> </tr> </thead> <tbody> <tr> <td>IN 25</td> <td>21.5</td> <td>35.5</td> <td>19.5</td> <td>17</td> <td>17.5-21.5</td> <td>18</td> <td>16.5</td> </tr> <tr> <td>MM 635</td> <td>546</td> <td>902</td> <td>495</td> <td>432</td> <td>445-546</td> <td>457</td> <td>419</td> </tr> </tbody> </table>		OVERALL DIMENSIONS			SEAT DIMENSIONS			BACK DIMENSIONS		W	D	H	W	D	H	W	H	IN 25	21.5	35.5	19.5	17	17.5-21.5	18	16.5	MM 635	546	902	495	432	445-546	457	419
	OVERALL DIMENSIONS			SEAT DIMENSIONS			BACK DIMENSIONS																											
W	D	H	W	D	H	W	H																											
IN 25	21.5	35.5	19.5	17	17.5-21.5	18	16.5																											
MM 635	546	902	495	432	445-546	457	419																											
<p>Ergonomic features: A, B, C, H, M, N, S</p> <p><b>RTA 6</b>  1 per carton </p>																																		

**BRIGHTON**



model MVL2787

**STANDARD FEATURES**

- High back management chair.
- High comfort design, Canadian made.
- Contoured seat and back with integrated headrest.
- Black arms and base.
- Loop arms with upholstered armcaps.
- Dual wheel carpet casters (C65) are standard.
- Seating surfaces can be upholstered in LuxPlus vinyl, in various colours (see page 147).
- Compliant with the emissions guidelines set by the GREENGUARD Environmental Institute.





- Limited warranty (5-year exceptions apply - see page 151).
- Weight capacity for this series is 300 lbs.

**CHAIR ADJUSTMENTS**

- Center tilt with upright position tilt lock.
- Tilt tension adjustment.
- Pneumatic seat height adjustment.

**OPTIONAL FEATURES**

- For hard surface flooring casters, please specify (**C65R**). Add \$21/set.

DESCRIPTION	MODEL# / FEATURES	List price																																
 <p><b>High Back Tilter</b>                      Unit weight: 42 LB   19.1 KG                      Carton weight: 54 LB   24.49 KG                      Carton volume: 10.5 FT³   0.29 MT³</p>	<b>MVL2787</b>	798																																
	<table border="1"> <thead> <tr> <th colspan="3">OVERALL DIMENSIONS</th> <th colspan="3">SEAT DIMENSIONS</th> <th colspan="2">BACK DIMENSIONS</th> </tr> <tr> <th>W</th> <th>D</th> <th>H</th> <th>W</th> <th>D</th> <th>H</th> <th>W</th> <th>H</th> </tr> </thead> <tbody> <tr> <td>IN 26.5</td> <td>28</td> <td>44</td> <td>21.5</td> <td>20</td> <td>16-21</td> <td>20</td> <td>25.5</td> </tr> <tr> <td>MM 673</td> <td>711</td> <td>1118</td> <td>546</td> <td>508</td> <td>406-533</td> <td>508</td> <td>648</td> </tr> </tbody> </table>		OVERALL DIMENSIONS			SEAT DIMENSIONS			BACK DIMENSIONS		W	D	H	W	D	H	W	H	IN 26.5	28	44	21.5	20	16-21	20	25.5	MM 673	711	1118	546	508	406-533	508	648
	OVERALL DIMENSIONS			SEAT DIMENSIONS			BACK DIMENSIONS																											
W	D	H	W	D	H	W	H																											
IN 26.5	28	44	21.5	20	16-21	20	25.5																											
MM 673	711	1118	546	508	406-533	508	648																											
<p>Ergonomic features: A, B, C, M, N, S</p> <p><b>RTA 8</b>  1 per carton  </p>																																		

BRIGHTON FX



model MVL11711  
shown in Black and Blue (A19F)



model MVL11712  
shown in Black and Red (A18F)

STANDARD FEATURES



- High back tilter chair with a gaming-inspired aesthetic, suitable for management or conference rooms.
- High comfort design, Canadian made.
- Contoured seat and back with integrated headrest
- Fixed lopp arms with upholstered dual colourway armcaps.
- Black base with dual wheel carpet casters (C65) are standard.
- MVL11712 features a height adjustable and articulating headrest.
- Seating surfaces are upholstered in LuxPlus vinyl in Black and Blue (A19F) or Black and Red (A18F).
- Compliant with the emissions guidelines set by the GREENGUARD Environmental Institute.
- Limited warranty (5-year exceptions apply - see page 151).
- Weight capacity for this series is 300 lbs.

CHAIR ADJUSTMENTS

- Center tilt with upright position tilt lock.
- Tilt tension adjustment.
- Pneumatic seat height adjustment.

OPTIONAL FEATURES

- For hard surface flooring casters, please specify (C65R). Add \$21/set.

DESCRIPTION	MODEL# / FEATURES																																
 <p><b>High Back Tilter</b> Unit weight: 41.5 LB   18.9 KG Carton weight: 54 LB   24.49 KG Carton volume: 10.5 FT³   0.29 MT³</p>	<p>List price</p> <p><b>MVL11711</b> 798</p> <table border="1"> <thead> <tr> <th colspan="3">OVERALL DIMENSIONS</th> <th colspan="3">SEAT DIMENSIONS</th> <th colspan="2">BACK DIMENSIONS</th> </tr> <tr> <th>W</th> <th>D</th> <th>H</th> <th>W</th> <th>D</th> <th>H</th> <th>W</th> <th>H</th> </tr> </thead> <tbody> <tr> <td>IN 26</td> <td>26.5</td> <td>44.75</td> <td>22</td> <td>19.5</td> <td>18-23.5</td> <td>18.5</td> <td>24</td> </tr> <tr> <td>MM 660</td> <td>673</td> <td>1137</td> <td>559</td> <td>495</td> <td>457-597</td> <td>470</td> <td>610</td> </tr> </tbody> </table> <p>Ergonomic features: A, B, C, M, N, S</p> <p>RTA 2    courier    1 per carton    CANADA    GREENGUARD</p>	OVERALL DIMENSIONS			SEAT DIMENSIONS			BACK DIMENSIONS		W	D	H	W	D	H	W	H	IN 26	26.5	44.75	22	19.5	18-23.5	18.5	24	MM 660	673	1137	559	495	457-597	470	610
	OVERALL DIMENSIONS			SEAT DIMENSIONS			BACK DIMENSIONS																										
W	D	H	W	D	H	W	H																										
IN 26	26.5	44.75	22	19.5	18-23.5	18.5	24																										
MM 660	673	1137	559	495	457-597	470	610																										
 <p><b>High Back Tilter w/Headrest</b> Unit weight: 45 LB   20.5 KG Carton weight: 58 LB   26.31 KG Carton volume: 10.5 FT³   0.29 MT³</p>	<p>List price</p> <p><b>MVL11712</b> 935</p> <table border="1"> <thead> <tr> <th colspan="3">OVERALL DIMENSIONS</th> <th colspan="3">SEAT DIMENSIONS</th> <th colspan="2">BACK DIMENSIONS</th> </tr> <tr> <th>W</th> <th>D</th> <th>H</th> <th>W</th> <th>D</th> <th>H</th> <th>W</th> <th>H</th> </tr> </thead> <tbody> <tr> <td>IN 26</td> <td>26.5</td> <td>53.5</td> <td>22</td> <td>19.5</td> <td>18-23.5</td> <td>18.5</td> <td>35.5</td> </tr> <tr> <td>MM 660</td> <td>673</td> <td>1359</td> <td>559</td> <td>495</td> <td>457-597</td> <td>470</td> <td>902</td> </tr> </tbody> </table> <p>Ergonomic features: A, B, C, M, N, S</p> <p>RTA 6    1 per carton    CANADA    GREENGUARD</p>	OVERALL DIMENSIONS			SEAT DIMENSIONS			BACK DIMENSIONS		W	D	H	W	D	H	W	H	IN 26	26.5	53.5	22	19.5	18-23.5	18.5	35.5	MM 660	673	1359	559	495	457-597	470	902
	OVERALL DIMENSIONS			SEAT DIMENSIONS			BACK DIMENSIONS																										
W	D	H	W	D	H	W	H																										
IN 26	26.5	53.5	22	19.5	18-23.5	18.5	35.5																										
MM 660	673	1359	559	495	457-597	470	902																										

CAMAN



model MVL11886



model MVL11888

STANDARD FEATURES

- Canadian made.
- Welded steel frame in Black finish.
- Fixed arms with self-skinned urethane (SSU) armcaps.
- Dual wheel carpet casters (C65) are standard (except guest chairs).
- Seating surfaces can be upholstered in LuxPlus vinyl, in various colours or in all Global grade 1 seating textiles (see page 147).
- Compliant with the emissions guidelines set by the GREENGUARD Environmental Institute.
- Limited warranty (5-year exceptions apply - see page 151).
- Weight capacity for this series is 300 lbs.

TILT CHAIR ADJUSTMENTS



- Center tilt with upright position tilt lock
- Tilt tension adjustment.
- Pneumatic seat height adjustment.

OPTIONAL FEATURES

- For hard surface flooring casters, please specify (C65R). Add \$21/set.

ALTERNATE TEXTILE OPTIONS

- Graded-in textiles are available. No minimum quantities. Contact Customer Service for pricing.

DESCRIPTION	MODEL# / FEATURES	List price																																		
 <p><b>High Back Tilter</b> Unit weight: 31 LB   14.1 KG Carton weight: 36.5 LB   16.56 KG Carton volume: 22.5 FT³   0.63 MT³</p>	<p><b>MVL11886</b> LuxPlus or fabric</p> <p>Ergonomic features: A, B, C, M, N, S</p>	559																																		
		<table border="1"> <thead> <tr> <th rowspan="2"></th> <th colspan="3">OVERALL DIMENSIONS</th> <th colspan="3">SEAT DIMENSIONS</th> <th colspan="2">BACK DIMENSIONS</th> </tr> <tr> <th>W</th> <th>D</th> <th>H</th> <th>W</th> <th>D</th> <th>H</th> <th>W</th> <th>H</th> </tr> </thead> <tbody> <tr> <td>IN</td> <td>25</td> <td>27</td> <td>40</td> <td>20.5</td> <td>18</td> <td>16-20</td> <td>19.5</td> <td>22.5</td> </tr> <tr> <td>MM</td> <td>635</td> <td>686</td> <td>1016</td> <td>521</td> <td>457</td> <td>406-508</td> <td>495</td> <td>572</td> </tr> </tbody> </table>			OVERALL DIMENSIONS			SEAT DIMENSIONS			BACK DIMENSIONS		W	D	H	W	D	H	W	H	IN	25	27	40	20.5	18	16-20	19.5	22.5	MM	635	686	1016	521	457	406-508
	OVERALL DIMENSIONS				SEAT DIMENSIONS			BACK DIMENSIONS																												
	W	D	H	W	D	H	W	H																												
IN	25	27	40	20.5	18	16-20	19.5	22.5																												
MM	635	686	1016	521	457	406-508	495	572																												
 <p><b>Medium Back Guest Chair - Sled Base</b> Unit weight: 23 LB   10.5 KG Carton weight: 28.5 LB   12.93 KG Carton volume: 22.5 FT³   0.63 MT³</p>	<p><b>MVL11888</b> LuxPlus or fabric</p> <p>Ergonomic features: M, N</p>	469																																		
		<table border="1"> <thead> <tr> <th rowspan="2"></th> <th colspan="3">OVERALL DIMENSIONS</th> <th colspan="3">SEAT DIMENSIONS</th> <th colspan="2">BACK DIMENSIONS</th> </tr> <tr> <th>W</th> <th>D</th> <th>H</th> <th>W</th> <th>D</th> <th>H</th> <th>W</th> <th>H</th> </tr> </thead> <tbody> <tr> <td>IN</td> <td>24.5</td> <td>25</td> <td>33</td> <td>20</td> <td>18</td> <td>17</td> <td>20</td> <td>17</td> </tr> <tr> <td>MM</td> <td>622</td> <td>635</td> <td>838</td> <td>508</td> <td>457</td> <td>432</td> <td>508</td> <td>432</td> </tr> </tbody> </table>			OVERALL DIMENSIONS			SEAT DIMENSIONS			BACK DIMENSIONS		W	D	H	W	D	H	W	H	IN	24.5	25	33	20	18	17	20	17	MM	622	635	838	508	457	432
	OVERALL DIMENSIONS				SEAT DIMENSIONS			BACK DIMENSIONS																												
	W	D	H	W	D	H	W	H																												
IN	24.5	25	33	20	18	17	20	17																												
MM	622	635	838	508	457	432	508	432																												

RTA 00

2 per carton (pricing and specifications are for one chair)



RTA 00

2 per carton (pricing and specifications are for one chair)



CARLETON



model OTG11359

STANDARD FEATURES




- Extended high back management chair.
- S-curve back shape for support of lumbar, shoulders and head.
- Contoured seat with waterfall seat front.
- Standard with height adjustable T-arms with durable self-skinned urethane (SSU) armcaps.
- Dual wheel carpet casters (C1) are standard.
- Seating surfaces are upholstered in Graphite polyester only.
- Compliant with the emissions guidelines set by the GREENGUARD Environmental Institute.
- Limited warranty (2-year exceptions apply - see page 151).
- Weight capacity for this series is 300 lbs.

CHAIR ADJUSTMENTS

- Center tilt with upright position tilt lock.
- Tilt tension adjustment.
- Pneumatic seat height adjustment.

OPTIONAL FEATURES

- Hard surface flooring casters (C9R) can be purchased separately. Add \$96/set.

DESCRIPTION		MODEL# / FEATURES																																	
 <p><b>Extended High Back Tilter</b> Unit weight: 43 LB   19.5 KG Carton weight: 43 LB   19.5 KG Carton volume: 7 FT³   0.19 MT³</p>		List price																																	
	OTG11359	615																																	
		<table border="1"> <thead> <tr> <th colspan="3">OVERALL DIMENSIONS</th> <th colspan="3">SEAT DIMENSIONS</th> <th colspan="2">BACK DIMENSIONS</th> </tr> <tr> <th></th> <th>W</th> <th>D</th> <th>W</th> <th>D</th> <th>H</th> <th>W</th> <th>H</th> </tr> </thead> <tbody> <tr> <td>IN</td> <td>25</td> <td>28</td> <td>19.5</td> <td>19</td> <td>18.5-22.5</td> <td>19</td> <td>28</td> </tr> <tr> <td>MM</td> <td>635</td> <td>711</td> <td>495</td> <td>483</td> <td>470-572</td> <td>483</td> <td>711</td> </tr> </tbody> </table>		OVERALL DIMENSIONS			SEAT DIMENSIONS			BACK DIMENSIONS			W	D	W	D	H	W	H	IN	25	28	19.5	19	18.5-22.5	19	28	MM	635	711	495	483	470-572	483	711
OVERALL DIMENSIONS			SEAT DIMENSIONS			BACK DIMENSIONS																													
	W	D	W	D	H	W	H																												
IN	25	28	19.5	19	18.5-22.5	19	28																												
MM	635	711	495	483	470-572	483	711																												
Ergonomic features: A, B, C, H, M, N, S		 1 per carton																																	

**CENTRO**



model **OTG3915**

**STANDARD FEATURES**

- Multi-purpose guest chair.
- Durable oval steel four-legged frame.
- Contoured back and seat cushions with waterfall seat edge.
- Upholstered armcaps.
- Seating surfaces are upholstered in Black bonded leather.
- Compliant with the emissions guidelines set by the GREENGUARD Environmental Institute.
- Limited warranty (2-year exceptions apply - see page 151).
- Weight capacity for this series is 300 lbs.

**DESCRIPTION**

**MODEL# / FEATURES**



**Guest Chair**

Unit weight: 30 LB | 13.6 KG  
 Carton weight: 30 LB | 13.61 KG  
 Carton volume: 6.25 FT<sup>3</sup> | 0.17 M<sup>3</sup>

Ergonomic features:  
 M, N

List price

**OTG3915**

416

OVERALL DIMENSIONS			SEAT DIMENSIONS			BACK DIMENSIONS		
	W	D	H	W	D	H	W	H
IN	24.5	26	34.5	21.5	18.5	19	21.5	16
MM	622	660	876	546	470	483	546	406

**RTA 8**



1 per carton



COBALT



model MVL2785

STANDARD FEATURES





- General purpose medium back tilter. Canadian made.
- Standard with height adjustable T-arms with durable self-skinned urethane (SSU) armcaps.
- Dual wheel carpet casters (C65) are standard.
- Seating surfaces can be upholstered in LuxPlus vinyl, in various colours or in all Global grade 1 seating textiles (see page 147).
- Compliant with the emissions guidelines set by the GREENGUARD Environmental Institute.
- Limited warranty (5-year exceptions apply - see page 151).
- Weight capacity for this series is 300 lbs.

CHAIR ADJUSTMENTS

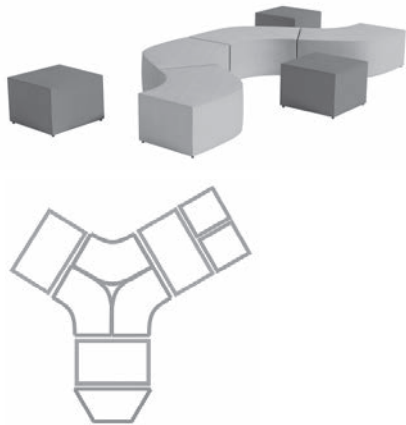
- Center tilt with upright position tilt lock.
- Tilt tension adjustment.
- Pneumatic seat height adjustment.

OPTIONAL FEATURES

- For hard surface flooring casters, please specify (C65R). Add \$21/set.

DESCRIPTION	MODEL# / FEATURES	List price																																						
 <p><b>Medium Back Tilter</b> Unit weight: 35 LB   15.9 KG Carton weight: 40 LB   18.14 KG Carton volume: 5.5 FT<sup>3</sup>   0.15 MT<sup>3</sup></p>	<p><b>MVL2785</b> LuxPlus or fabric</p> <p>Ergonomic features: A, B, C, H, M, N, S</p>																																							
		<table border="1"> <thead> <tr> <th rowspan="2"></th> <th colspan="3">OVERALL DIMENSIONS</th> <th colspan="3">SEAT DIMENSIONS</th> <th colspan="2">BACK DIMENSIONS</th> </tr> <tr> <th>W</th> <th>D</th> <th>H</th> <th>W</th> <th>D</th> <th>H</th> <th>W</th> <th>H</th> </tr> </thead> <tbody> <tr> <td>IN</td> <td>25.5</td> <td>24.5</td> <td>36</td> <td>20</td> <td>17</td> <td>15.5-19.5</td> <td>18.5</td> <td>18</td> </tr> <tr> <td>MM</td> <td>648</td> <td>622</td> <td>914</td> <td>508</td> <td>432</td> <td>394-495</td> <td>470</td> <td>457</td> </tr> </tbody> </table>				OVERALL DIMENSIONS			SEAT DIMENSIONS			BACK DIMENSIONS		W	D	H	W	D	H	W	H	IN	25.5	24.5	36	20	17	15.5-19.5	18.5	18	MM	648	622	914	508	432	394-495	470	457	<p>RTA 2  1 per carton  </p>
	OVERALL DIMENSIONS			SEAT DIMENSIONS			BACK DIMENSIONS																																	
	W	D	H	W	D	H	W	H																																
IN	25.5	24.5	36	20	17	15.5-19.5	18.5	18																																
MM	648	622	914	508	432	394-495	470	457																																

CRAFT



**Sample layout**  
Two square units, three rectangle units, three curve-120 degree units, one wedge unit



**3-way layout**  
Three curve-120 degree units, three half round units and three round units



**Collaborative pod layout**  
Six wedge units



**Collaborative layout**  
Six curve-120 degree units, six round units



**Sample layout**  
Two wedge units



**Sample layout**  
Two half round units

STANDARD FEATURES

- Craft is a modular lounge seating series that is easy to configure, durable and ideal for open spaces.
- Modular non-handed components, can be reconfigured to suit your space.
- Curve-120 degree units can create 3-way and collaborative pod configurations.
- Models MVL13103 and MVL13104 feature an integrated pull handle for ease of movement.
- Cushions are fully upholstered and mounted on 1.5" high nylon glides.
- Can be upholstered in all Global grade 1 seating textiles or in LuxPlus vinyl (see page 147).
- Compliant with the emissions guidelines set by the GREENGUARD Environmental Institute.
- Limited warranty (5-year exceptions apply - see page 151).
- Weight capacity for this series is 300 lbs. per seat.

OPTIONAL FEATURES

- For dual wheel carpet casters, please specify (C107). Add \$42.
- For hard surface flooring casters, please specify (C107R). Add \$59.

ALTERNATE TEXTILE OPTIONS

- Graded-in textiles are available. No minimum quantities. Contact Customer Service for pricing.

COMPLIMENTARY TABLES AVAILABLE

- Perfect partner for Craft Seating (see page 32).

DESCRIPTION

MODEL# / FEATURES

List price

MVL13007

413



**Round 20" Unit**  
Unit weight: 17 LB | 7.7 KG  
Carton weight: 23 LB | 10.43 KG  
Carton volume: 5.25 FT³ | 0.14 MT³

OVERALL DIMENSIONS

	W	D	H
IN	20	20	17.5
MM	508	508	445

SEAT DIMENSIONS

	W	D	H
	-	-	-
	-	-	-

BACK DIMENSIONS

	W	H
	-	-
	-	-



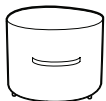
1 per carton



List price

MVL13103

462



**Round 20" Unit with Pull Handle**  
Unit weight: 17 LB | 7.7 KG  
Carton weight: 23 LB | 10.43 KG  
Carton volume: 5.25 FT³ | 0.14 MT³

OVERALL DIMENSIONS

	W	D	H
IN	20	20	17.5
MM	508	508	445

SEAT DIMENSIONS

	W	D	H
	-	-	-
	-	-	-

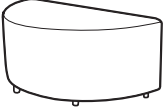



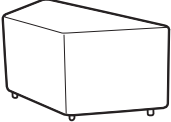



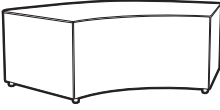






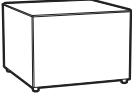



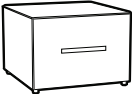



BACK DIMENSIONS

	W	H
	-	-
	-	-

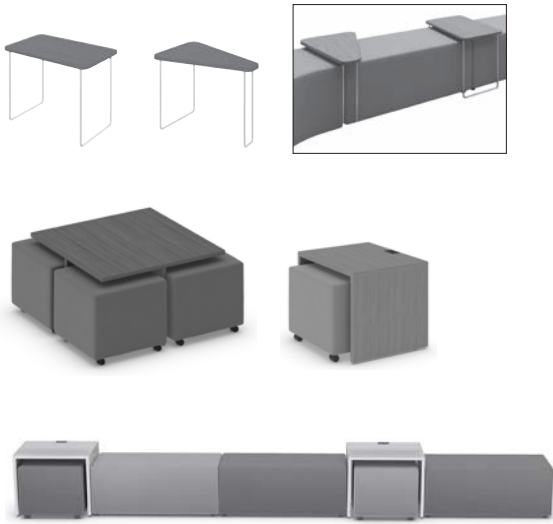


1 per carton



DESCRIPTION		MODEL# / FEATURES												
 <p><b>Half Round 40" Unit</b> Unit weight: 33 LB   15 KG Carton weight: 41 LB   18.6 KG Carton volume: 9.5 FT³   0.26 MT³</p>	<b>MVL13008</b>	List price												
			590											
			<b>OVERALL DIMENSIONS</b>			<b>SEAT DIMENSIONS</b>			<b>BACK DIMENSIONS</b>					
			<b>W</b>	<b>D</b>	<b>H</b>	<b>W</b>	<b>D</b>	<b>H</b>	<b>W</b>	<b>H</b>				
		IN 40	21	17.5	-	-	-	-	-	-	-	-	-	-
		MM 1016	533	445	-	-	-	-	-	-	-	-	-	-
		<b>RTA 1</b>		1 per carton										
 <p><b>Wedge Unit</b> Unit weight: 29 LB   13.2 KG Carton weight: 37 LB   16.78 KG Carton volume: 8 FT³   0.22 MT³</p>	<b>MVL13009</b>	List price												
			555											
			<b>OVERALL DIMENSIONS</b>			<b>SEAT DIMENSIONS</b>			<b>BACK DIMENSIONS</b>					
			<b>W</b>	<b>D</b>	<b>H</b>	<b>W</b>	<b>D</b>	<b>H</b>	<b>W</b>	<b>H</b>				
		IN 40	17.75	17.5	-	-	-	-	-	-	-	-	-	-
		MM 1016	451	445	-	-	-	-	-	-	-	-	-	-
		<b>RTA 1</b>		1 per carton										
 <p><b>Curve-120 Degree Unit</b> Unit weight: 37 LB   16.8 KG Carton weight: 49 LB   22.23 KG Carton volume: 13.25 FT³   0.37 MT³</p>	<b>MVL13010</b>	List price												
			796											
			<b>OVERALL DIMENSIONS</b>			<b>SEAT DIMENSIONS</b>			<b>BACK DIMENSIONS</b>					
			<b>W</b>	<b>D</b>	<b>H</b>	<b>W</b>	<b>D</b>	<b>H</b>	<b>W</b>	<b>H</b>				
		IN 43.5	27.5	17.5	-	-	-	-	-	-	-	-	-	-
		MM 1105	699	445	-	-	-	-	-	-	-	-	-	-
		<b>RTA 1</b>		1 per carton										
 <p><b>Rectangle Unit</b> Unit weight: 37 LB   16.8 KG Carton weight: 47 LB   21.32 KG Carton volume: 9.5 FT³   0.26 MT³</p>	<b>MVL13011</b>	List price												
			632											
			<b>OVERALL DIMENSIONS</b>			<b>SEAT DIMENSIONS</b>			<b>BACK DIMENSIONS</b>					
			<b>W</b>	<b>D</b>	<b>H</b>	<b>W</b>	<b>D</b>	<b>H</b>	<b>W</b>	<b>H</b>				
		IN 40	20	17.5	-	-	-	-	-	-	-	-	-	-
		MM 1016	508	445	-	-	-	-	-	-	-	-	-	-
		<b>RTA 1</b>		1 per carton										
 <p><b>Square Unit</b> Unit weight: 22 LB   10 KG Carton weight: 28 LB   12.7 KG Carton volume: 5.25 FT³   0.14 MT³</p>	<b>MVL13012</b>	List price												
			398											
			<b>OVERALL DIMENSIONS</b>			<b>SEAT DIMENSIONS</b>			<b>BACK DIMENSIONS</b>					
			<b>W</b>	<b>D</b>	<b>H</b>	<b>W</b>	<b>D</b>	<b>H</b>	<b>W</b>	<b>H</b>				
		IN 20	20	17.5	-	-	-	-	-	-	-	-	-	-
		MM 508	508	445	-	-	-	-	-	-	-	-	-	-
		<b>RTA 1</b>		1 per carton										
 <p><b>Square Unit with Pull Handle</b> Unit weight: 22 LB   10 KG Carton weight: 28 LB   12.7 KG Carton volume: 5.25 FT³   0.14 MT³</p>	<b>MVL13104</b>	List price												
			447											
			<b>OVERALL DIMENSIONS</b>			<b>SEAT DIMENSIONS</b>			<b>BACK DIMENSIONS</b>					
			<b>W</b>	<b>D</b>	<b>H</b>	<b>W</b>	<b>D</b>	<b>H</b>	<b>W</b>	<b>H</b>				
		IN 20	20	17.5	-	-	-	-	-	-	-	-	-	-
		MM 508	508	445	-	-	-	-	-	-	-	-	-	-
		<b>RTA 1</b>		1 per carton										

CRAFT TABLES



STANDARD FEATURES

- Craft tables are the perfect partner to Craft seating products in creating casual meeting solutions for today's workplace and learning environments.
- Overtables are designed to overlap Craft seating units or to be used alone. Overtables are easy to move wherever needed.
- Coffee and side tables provide a convenient place to set your drinks, a light lunch or your personal devices during an impromptu discussion.
- Coffee and side tables help to anchor a space and provide nesting spaces to keep the area tidy when mobile Craft cubes are not in use.
- Side tables are optional with cutouts to accommodate to power or USB charging modules. Modules to be ordered separately.

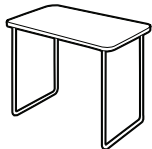
FINISHES

- Docking tables may be ordered in any of the standard laminate finishes below; including two-tone where the top is in one finish and the base in another at no upcharge.
  - Overtable tops may be ordered in any of the standard laminate finishes below. Legs in are Chrome finish only.
- |     |                 |     |                 |
|-----|-----------------|-----|-----------------|
| ACJ | Absolute Acajou | NBL | Noce Bionco     |
| ASN | Asian Night     | NGL | Noce Grigio     |
| AWC | Avant Cherry    | NEL | Noce Leggero    |
| AWH | Avant Honey     | NML | Noce Medio      |
| CMB | Clear Maple     | WHC | White Chocolate |
| DES | Dark Espresso   | WCR | Winter Cherry   |
| DWT | Designer White  |     |                 |

CONSTRUCTION

- **Docking tables:**
  - 1" thick thermally fused laminate surfaces with 2mm thick matching edgeband.
  - Equipped with levelers for uneven surfaces.
  - When square cubes are fully nested, the cubes extend 3" beyond the perimeter of the laminate as an invitation to be pulled out and used again.
- **Overtables:**
  - 11/16" thick thermally fused laminate top with matching self edge.
  - 1/2" diameter steel wire legs. Legs include clear polycarbonate glides.
  - Sized to overlap Craft seating.

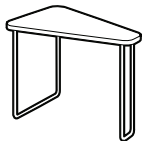
CRAFT TABLES	MODEL #	DIMENSIONS <sup>IN</sup> <sub>MM</sub>	WEIGHT <sup>LB</sup> <sub>KG</sub>	VOLUME <sup>FT<sup>3</sup></sup> <sub>MT<sup>3</sup></sub>	LIST PRICE
--------------	---------	---	---------------------------------------	---	------------



Rectangular Overtable

MODEL #	DIMENSIONS <sup>IN</sup> <sub>MM</sub>	WEIGHT <sup>LB</sup> <sub>KG</sub>	VOLUME <sup>FT<sup>3</sup></sup> <sub>MT<sup>3</sup></sub>	LIST PRICE
MVL13021	16 x 26 x 19 406 x 660 x 483	16.5 7.48	1.2 0.03	\$519

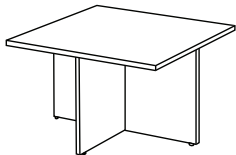
Lightweight table designed to overlap Craft seating units on pages 30-31. Shipped easy to assemble in 1 carton.



Wedge Overtable

MVL13022	5.25-16 x 26 x 19 133-406 x 660 x 483	12.5 5.67	1.2 0.03	\$481
----------	--	--------------	-------------	-------

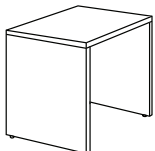
Lightweight table designed to overlap Craft seating units on pages 30-31. Top tapers from 16" at the wide end to 5.25" at the narrow end. Shipped easy to assemble in 1 carton.



Square Cube Docking Table

ML35SCDK	35 x 35 x 19.5 889 x 889 x 495	78 35.38	2.2 0.06	\$479
----------	-----------------------------------	-------------	-------------	-------

Provides nesting space for four MVL13007 (round) or MVL13012 (square) Craft units. Assembly required.

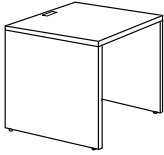


Single Docking Table

ML2418CDK	24 x 18.2 x 19.5 610 x 462 x 495	53 24.04	2.1 0.05	\$341
-----------	-------------------------------------	-------------	-------------	-------

Provides nesting space for one MVL13007, MVL13012 or MVL13011 Craft units. Shipped assembled.

CRAFT TABLES	MODEL #	DIMENSIONS <sup>IN</sup> <sub>MM</sub>	WEIGHT <sup>LB</sup> <sub>KG</sub>	VOLUME <sup>FT<sup>3</sup></sup> <sub>MT<sup>3</sup></sub>	LIST PRICE
		<b>W x D x H</b>			
	ML2420CDKP	24 x 20.5 x 19.5 610 x 521 x 495	55 24.95	2.1 0.05	<b>\$355</b>



#### Single Docking Table with cut-out

Provides nesting space for one MVL13007, MVL13012 or MVL13011 Craft units. Inset back to hide cables and cut-out designed to accept mini power model MVCOVSM2(S/B) ordered separately. Shipped assembled.

#### POWER / DATA

MVCOVSM2B	2.25 x 3.75 x 3.12 57 x 95 x 791.07	2.35 0.01	0.5	<b>\$313</b>
MVCOVSM2S	2.25 x 3.75 x 3.12 57 x 95 x 791.07	2.35 0.01	0.5	<b>\$313</b>



#### Mini Power Block

Designed to retrofit into an existing grommet cut-out to bring power to the desktop. Fits in 3.27" x 1.9" cut-out (FOG, POG) and mounts to 0.5" to 2" thick surface. ETL listed. Available in Black (**B**) or Silver (**S**) as indicated by last character of model number. 9' power cord with 90° flat plug with 45° rotation. Includes two 12A, 120 VAC spill resistant power receptacles.

DANIO



model MVL2720



model MVL2721

STANDARD FEATURES

- Canadian made task chairs.
- Hinged auto-adjust back with scuff resistant outer shroud.
- Thick foam and decorative stitch details.
- Standard with height adjustable T-arms with durable self-skinned urethane (SSU) armcaps (except armless models).
- Height adjustable chair is equipped with an adjustable Chrome footrest.
- Dual wheel carpet casters (C65) are standard.
- Can be upholstered in all Global grade 1 seating textiles with the exception of LuxPlus (see page 147).
- Compliant with the emissions guidelines set by the GREENGUARD Environmental Institute.
- Limited warranty (5-year exceptions apply - see page 151).
- Weight capacity for this series is 300 lbs.

CHAIR ADJUSTMENTS

- Height adjustable back.
- Pneumatic seat height adjustment.
- Seat depth adjustment.

OPTIONAL FEATURES

- For hard surface flooring casters, please specify (C65R). Add \$21/set.
- Bantam is a durable, bleach cleanable (9:1) vinyl, but due to the stiff nature of the textile, this vinyl is prone to bunching and will not upholster as smoothly as other coverings in this series.

DESCRIPTION

MODEL# / FEATURES



**Armless Task**  
 Unit weight: 21 LB | 9.5 KG  
 Carton weight: 24 LB | 10.89 KG  
 Carton volume: 4.9 FT³ | 0.13 MT³

<b>MVL2720</b> Fabric	List price											
	293											
Ergonomic features: C, D, E, M, N	<b>OVERALL DIMENSIONS</b>			<b>SEAT DIMENSIONS</b>			<b>BACK DIMENSIONS</b>					
	<b>W</b>	<b>D</b>	<b>H</b>	<b>W</b>	<b>D</b>	<b>H</b>	<b>W</b>	<b>H</b>				
	IN 18.5	22.5	34	18.5	16.5-18	16-21	17	16-17.5				
	MM 470	572	864	470	419-457	406-533	432	406-445				
	<b>RTA 2</b>	<b>courier</b>	1 per carton									



**Task w/Arms**  
 Unit weight: 33 LB | 15 KG  
 Carton weight: 36 LB | 16.33 KG  
 Carton volume: 5.75 FT³ | 0.16 MT³

<b>MVL2721</b> Fabric	List price											
	400											
Ergonomic features: C, D, E, H, M, N	<b>OVERALL DIMENSIONS</b>			<b>SEAT DIMENSIONS</b>			<b>BACK DIMENSIONS</b>					
	<b>W</b>	<b>D</b>	<b>H</b>	<b>W</b>	<b>D</b>	<b>H</b>	<b>W</b>	<b>H</b>				
	IN 24	22.5	34	18.5	16.5-18	16-21	17	16-17.5				
	MM 610	572	864	470	419-457	406-533	432	406-445				
	<b>RTA 2</b>	<b>courier</b>	1 per carton									



**Armless Height Adjustable Task**  
 Unit weight: 33 LB | 15 KG  
 Carton weight: 37 LB | 16.78 KG  
 Carton volume: 6.75 FT³ | 0.19 MT³

<b>MVL2723</b> Fabric	List price											
	483											
Ergonomic features: C, D, E, M, N	<b>OVERALL DIMENSIONS</b>			<b>SEAT DIMENSIONS</b>			<b>BACK DIMENSIONS</b>					
	<b>W</b>	<b>D</b>	<b>H</b>	<b>W</b>	<b>D</b>	<b>H</b>	<b>W</b>	<b>H</b>				
	IN 24	22.5	43	18.5	16.5-18	23-33	16.5	16-17.5				
	MM 610	572	1092	470	419-457	584-838	419	406-445				
	<b>RTA 2</b>	<b>courier</b>	1 per carton									



**Height Adjustable T-Arms - 1 pair**  
 Unit weight: 8 LB | 3.6 KG  
 Carton weight: 10 LB | 4.54 KG  
 Carton volume: 1.3 FT³ | 0.03 MT³

<b>MVL2784</b>	List price											
	119											
	<b>OVERALL DIMENSIONS</b>			<b>SEAT DIMENSIONS</b>			<b>BACK DIMENSIONS</b>					
	<b>W</b>	<b>D</b>	<b>H</b>	<b>W</b>	<b>D</b>	<b>H</b>	<b>W</b>	<b>H</b>				
	IN 3	10	12	-	-	-	-	-				
	MM 76	254	305	-	-	-	-	-				
	<b>RTA 00</b>	<b>courier</b>	1 pair per carton (pricing is for the pair, specifications are for one arm)									




DASH



model OTG11760B

STANDARD FEATURES

- Multi-purpose guest/occasional chair.
- Durable welded four-legged steel frame.
- Black mesh back with Black mesh fabric (MS20) seat.
- Nylon armcaps.
- Generous proportions.
- Compliant with the emissions guidelines set by the GREENGUARD Environmental Institute.
- Shipped knocked down (KD) - easy to assemble.
- Limited warranty (2-year exceptions apply - see page 151).
- Weight capacity for this series is 300 lbs.

DESCRIPTION		MODEL# / FEATURES																															
 <p><b>Guest Chair, Mesh Back and Uph Seat</b>                      Unit weight: 26 LB   11.79 KG                      Carton weight: 26 LB   11.79 KG                      Carton volume: 3.9 FT³   0.11 MT³</p>	<p>Ergonomic features: M, N</p>	List price																															
		OTG11760B	328																														
		<table border="1"> <thead> <tr> <th colspan="3">OVERALL DIMENSIONS</th> <th colspan="3">SEAT DIMENSIONS</th> <th colspan="2">BACK DIMENSIONS</th> </tr> <tr> <th>W</th> <th>D</th> <th>H</th> <th>W</th> <th>D</th> <th>H</th> <th>W</th> <th>H</th> </tr> </thead> <tbody> <tr> <td>IN 23.5</td> <td>23.5</td> <td>34</td> <td>19.5</td> <td>17.5</td> <td>17.5</td> <td>19</td> <td>16.5</td> </tr> <tr> <td>MM 597</td> <td>597</td> <td>864</td> <td>495</td> <td>445</td> <td>445</td> <td>483</td> <td>419</td> </tr> </tbody> </table>		OVERALL DIMENSIONS			SEAT DIMENSIONS			BACK DIMENSIONS		W	D	H	W	D	H	W	H	IN 23.5	23.5	34	19.5	17.5	17.5	19	16.5	MM 597	597	864	495	445	445
OVERALL DIMENSIONS			SEAT DIMENSIONS			BACK DIMENSIONS																											
W	D	H	W	D	H	W	H																										
IN 23.5	23.5	34	19.5	17.5	17.5	19	16.5																										
MM 597	597	864	495	445	445	483	419																										
<p>RTA 8  1 per carton </p>																																	







DORI 2



model OTG1220B

STANDARD FEATURES

- Multi-purpose stacking chairs.
- Strong welded steel frame in Chrome finish.
- Durable and easy to clean polypropylene back and seat. Available in Black only.
- Armchair has fiberglass reinforced polypropylene arms.
- Stackable up to 5 high on floor.
- Shipped fully assembled.
- Compliant with the emissions guidelines set by the GREENGUARD Environmental Institute.
- Limited warranty (2-year exceptions apply - see page 151).
- Weight capacity for this series is 300 lbs.

DESCRIPTION		MODEL# / FEATURES																															
 <p><b>Stacking Armchair</b>                      Unit weight: 17 LB   7.71 KG                      Carton weight: 17 LB   7.71 KG                      Carton volume: 14.5 FT³   0.41 MT³</p>	<p>Stacks 5 high.</p>	List price																															
		OTG1220B	241																														
		<table border="1"> <thead> <tr> <th colspan="3">OVERALL DIMENSIONS</th> <th colspan="3">SEAT DIMENSIONS</th> <th colspan="2">BACK DIMENSIONS</th> </tr> <tr> <th>W</th> <th>D</th> <th>H</th> <th>W</th> <th>D</th> <th>H</th> <th>W</th> <th>H</th> </tr> </thead> <tbody> <tr> <td>IN 22.5</td> <td>21</td> <td>30.5</td> <td>16.5</td> <td>16</td> <td>16</td> <td>18</td> <td>15.5</td> </tr> <tr> <td>MM 572</td> <td>533</td> <td>775</td> <td>419</td> <td>406</td> <td>406</td> <td>457</td> <td>394</td> </tr> </tbody> </table>		OVERALL DIMENSIONS			SEAT DIMENSIONS			BACK DIMENSIONS		W	D	H	W	D	H	W	H	IN 22.5	21	30.5	16.5	16	16	18	15.5	MM 572	533	775	419	406	406
OVERALL DIMENSIONS			SEAT DIMENSIONS			BACK DIMENSIONS																											
W	D	H	W	D	H	W	H																										
IN 22.5	21	30.5	16.5	16	16	18	15.5																										
MM 572	533	775	419	406	406	457	394																										
<p>RTA 00  4 per carton (pricing and specifications are for one chair) </p>																																	
 <p><b>Armless Stacking Chair</b>                      Unit weight: 15 LB   6.8 KG                      Carton weight: 15 LB   6.8 KG                      Carton volume: 12.25 FT³   0.34 MT³</p>	<p>Stacks 5 high.</p>	List price																															
		OTG1221B	223																														
		<table border="1"> <thead> <tr> <th colspan="3">OVERALL DIMENSIONS</th> <th colspan="3">SEAT DIMENSIONS</th> <th colspan="2">BACK DIMENSIONS</th> </tr> <tr> <th>W</th> <th>D</th> <th>H</th> <th>W</th> <th>D</th> <th>H</th> <th>W</th> <th>H</th> </tr> </thead> <tbody> <tr> <td>IN 18</td> <td>21</td> <td>30.5</td> <td>16.5</td> <td>16</td> <td>16</td> <td>18</td> <td>15.5</td> </tr> <tr> <td>MM 457</td> <td>533</td> <td>775</td> <td>419</td> <td>406</td> <td>406</td> <td>457</td> <td>394</td> </tr> </tbody> </table>		OVERALL DIMENSIONS			SEAT DIMENSIONS			BACK DIMENSIONS		W	D	H	W	D	H	W	H	IN 18	21	30.5	16.5	16	16	18	15.5	MM 457	533	775	419	406	406
OVERALL DIMENSIONS			SEAT DIMENSIONS			BACK DIMENSIONS																											
W	D	H	W	D	H	W	H																										
IN 18	21	30.5	16.5	16	16	18	15.5																										
MM 457	533	775	419	406	406	457	394																										
<p>RTA 00  4 per carton (pricing and specifications are for one chair) </p>																																	

EOR



model OTG3930B



model OTG3920B

STANDARD FEATURES

- Multi-purpose guest chair.
- Durable steel four-legged frame.
- Contoured back and seat cushions with waterfall seat edge.
- Welcoming soft self-skinned polyurethane armcaps.
- Seat shroud provides a clean overall finish.
- Seating surfaces are upholstered in Black bonded leather.
- Mesh back is available in Black only.
- Compliant with the emissions guidelines set by the GREENGUARD Environmental Institute.
- Limited warranty (2-year exceptions apply - see page 151).
- Weight capacity for this series is 300 lbs.

DESCRIPTION

MODEL# / FEATURES



**Upholstered Guest Chair**

Unit weight: 31 LB | 14.06 KG  
 Carton weight: 31 LB | 14.06 KG  
 Carton volume: 4.8 FT³ | 0.13 MT³

MODEL# / FEATURES		List price				
<b>OTG3920B</b>		358				
OVERALL DIMENSIONS		SEAT DIMENSIONS			BACK DIMENSIONS	
W	D	W	D	H	W	H
IN 24	24.5	19	19	19	18.5	16
MM 610	622	483	483	483	470	406
Ergonomic features: M, N		RTA 8	courier	1 per carton	GREENGUARD	



**Mesh Back Guest Chair**

Unit weight: 28 LB | 12.7 KG  
 Carton weight: 28 LB | 12.7 KG  
 Carton volume: 5.25 FT³ | 0.14 MT³

MODEL# / FEATURES		List price				
<b>OTG3930B</b>		358				
OVERALL DIMENSIONS		SEAT DIMENSIONS			BACK DIMENSIONS	
W	D	W	D	H	W	H
IN 24.75	24	19	19	19	18	17
MM 629	610	483	483	483	457	432
Ergonomic features: M, N		RTA 8	courier	1 per carton	GREENGUARD	

FAME



model OTG11401



model OTG11401+ OTG11403  
shown with optional adjustable headrest

STANDARD FEATURES







- Synchro-tilter chair featuring a high rounded back.
- Flexible, height adjustable lumbar support for added comfort.
- Standard with height adjustable T-arms with sliding and rotating armcaps.
- Black base with dual wheel carpet casters are standard.
- Available with Black mesh seat and back only.
- Optional Black upholstered, height adjustable headrest (OTG11403) that fits comfortably into the curve of the neck.
- Compliant with the emissions guidelines set by the GREENGUARD Environmental Institute.
- Limited warranty (2-year exceptions apply - see page 151).
- Weight capacity for this series is 300 lbs.

CHAIR ADJUSTMENTS

- Synchro tilt with multi-position tilt lock.
- Automatic tilt tension adjustment.
- Height adjustable lumbar support.
- Pneumatic seat height adjustment.

OPTIONAL FEATURES

- Hard surface flooring casters (C9R) can be purchased separately. Add \$96/set.

DESCRIPTION	MODEL# / FEATURES																																
 <p><b>High Back Weight Sensing Synchro-Tilter</b> Unit weight: 35.5 LB   16.1 KG Carton weight: 35.5 LB   16.1 KG Carton volume: 6.25 FT<sup>3</sup>   0.17 MT<sup>3</sup></p>	<p>List price</p> <p><b>OTG11401</b> 683</p> <table border="1"> <thead> <tr> <th colspan="3">OVERALL DIMENSIONS</th> <th colspan="3">SEAT DIMENSIONS</th> <th colspan="2">BACK DIMENSIONS</th> </tr> <tr> <th>W</th> <th>D</th> <th>H</th> <th>W</th> <th>D</th> <th>H</th> <th>W</th> <th>H</th> </tr> </thead> <tbody> <tr> <td>IN 27</td> <td>22.5</td> <td>41</td> <td>20</td> <td>17</td> <td>15.5-19.5</td> <td>16</td> <td>24.5</td> </tr> <tr> <td>MM 686</td> <td>572</td> <td>1041</td> <td>508</td> <td>432</td> <td>394-495</td> <td>406</td> <td>622</td> </tr> </tbody> </table> <p>Ergonomic features: B, C, D, H, L, M, N, R</p> <p><b>RTA 8</b>  1 per carton </p>	OVERALL DIMENSIONS			SEAT DIMENSIONS			BACK DIMENSIONS		W	D	H	W	D	H	W	H	IN 27	22.5	41	20	17	15.5-19.5	16	24.5	MM 686	572	1041	508	432	394-495	406	622
	OVERALL DIMENSIONS			SEAT DIMENSIONS			BACK DIMENSIONS																										
W	D	H	W	D	H	W	H																										
IN 27	22.5	41	20	17	15.5-19.5	16	24.5																										
MM 686	572	1041	508	432	394-495	406	622																										
 <p><b>Adjustable Headrest</b> Unit weight: 3 LB   1.4 KG Carton weight: 3.5 LB   1.59 KG Carton volume: 0.5 FT<sup>3</sup>   0.01 MT<sup>3</sup></p>	<p>List price</p> <p><b>OTG11403</b> 50</p> <table border="1"> <thead> <tr> <th colspan="3">OVERALL DIMENSIONS</th> <th colspan="3">SEAT DIMENSIONS</th> <th colspan="2">BACK DIMENSIONS</th> </tr> <tr> <th>W</th> <th>D</th> <th>H</th> <th>W</th> <th>D</th> <th>H</th> <th>W</th> <th>H</th> </tr> </thead> <tbody> <tr> <td>IN 12</td> <td>6</td> <td>7.5</td> <td>-</td> <td>-</td> <td>-</td> <td>-</td> <td>-</td> </tr> <tr> <td>MM 305</td> <td>152</td> <td>191</td> <td>-</td> <td>-</td> <td>-</td> <td>-</td> <td>-</td> </tr> </tbody> </table> <p>Easily attaches to OTG11401.</p> <p>Available in Black fabric only.</p> <p><b>RTA 00</b>  1 per carton </p>	OVERALL DIMENSIONS			SEAT DIMENSIONS			BACK DIMENSIONS		W	D	H	W	D	H	W	H	IN 12	6	7.5	-	-	-	-	-	MM 305	152	191	-	-	-	-	-
	OVERALL DIMENSIONS			SEAT DIMENSIONS			BACK DIMENSIONS																										
W	D	H	W	D	H	W	H																										
IN 12	6	7.5	-	-	-	-	-																										
MM 305	152	191	-	-	-	-	-																										

FINCH



model MVL11703



model MVL11704

STANDARD FEATURES





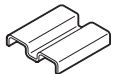
- Oval tube steel frame available in monochromatic Black only.
- Molded plastic seat and outer back shell.
- All models stack 8 high on the floor.
- Stacked chairs may leave frame impressions in chair(s) below.
- Ganging clamp model MVL11705 can be used on Finch models. Use one clamp for armless model. Use two clamps on armchair applied on front and rear legs.
- Can be upholstered in all Global grade 1 seating textiles or in LuxPlus vinyl (see page 147).
- Compliant with the emissions guidelines set by the GREENGUARD Environmental Institute.
- Limited warranty (5-year exceptions apply - see page 151).
- Weight capacity for this series is 300 lbs.

- For hard surface flooring, please specify non-marking glides (NM). No upcharge.

ALTERNATE TEXTILE OPTIONS

- Graded-in textiles are available. No minimum quantities. Contact Customer Service for pricing.

OPTIONAL FEATURES

DESCRIPTION	MODEL# / FEATURES	List price																																	
 <p><b>Stacking Armchair</b> Unit weight: 16 LB   7.3 KG Carton weight: 19 LB   8.62 KG Carton volume: 17.75 FT<sup>3</sup>   0.5 MT<sup>3</sup></p>	MVL11703	286																																	
	<p>Upholstered seat and back. Stacks 8 high on floor.</p> <table border="1"> <thead> <tr> <th rowspan="2"></th> <th colspan="3">OVERALL DIMENSIONS</th> <th colspan="3">SEAT DIMENSIONS</th> <th colspan="2">BACK DIMENSIONS</th> </tr> <tr> <th>W</th> <th>D</th> <th>H</th> <th>W</th> <th>D</th> <th>H</th> <th>W</th> <th>H</th> </tr> </thead> <tbody> <tr> <td>IN</td> <td>21.25</td> <td>23</td> <td>32</td> <td>18</td> <td>18</td> <td>18</td> <td>18</td> <td>14</td> </tr> <tr> <td>MM</td> <td>540</td> <td>584</td> <td>813</td> <td>457</td> <td>457</td> <td>457</td> <td>457</td> <td>356</td> </tr> </tbody> </table> <p><b>RTA 00</b> 3 per carton (pricing and specifications are for one chair) </p>		OVERALL DIMENSIONS			SEAT DIMENSIONS			BACK DIMENSIONS		W	D	H	W	D	H	W	H	IN	21.25	23	32	18	18	18	18	14	MM	540	584	813	457	457	457	457
	OVERALL DIMENSIONS			SEAT DIMENSIONS			BACK DIMENSIONS																												
	W	D	H	W	D	H	W	H																											
IN	21.25	23	32	18	18	18	18	14																											
MM	540	584	813	457	457	457	457	356																											
 <p><b>Armless Stacking Chair</b> Unit weight: 15 LB   6.8 KG Carton weight: 18 LB   8.16 KG Carton volume: 17.75 FT<sup>3</sup>   0.5 MT<sup>3</sup></p>	MVL11704	263																																	
	<p>Upholstered seat and back. Stacks 8 high on floor.</p> <table border="1"> <thead> <tr> <th rowspan="2"></th> <th colspan="3">OVERALL DIMENSIONS</th> <th colspan="3">SEAT DIMENSIONS</th> <th colspan="2">BACK DIMENSIONS</th> </tr> <tr> <th>W</th> <th>D</th> <th>H</th> <th>W</th> <th>D</th> <th>H</th> <th>W</th> <th>H</th> </tr> </thead> <tbody> <tr> <td>IN</td> <td>21</td> <td>23</td> <td>30.5</td> <td>18</td> <td>15</td> <td>18.5</td> <td>17</td> <td>14.5</td> </tr> <tr> <td>MM</td> <td>533</td> <td>584</td> <td>775</td> <td>457</td> <td>381</td> <td>470</td> <td>432</td> <td>368</td> </tr> </tbody> </table> <p><b>RTA 00</b> 3 per carton (pricing and specifications are for one chair) </p>		OVERALL DIMENSIONS			SEAT DIMENSIONS			BACK DIMENSIONS		W	D	H	W	D	H	W	H	IN	21	23	30.5	18	15	18.5	17	14.5	MM	533	584	775	457	381	470	432
	OVERALL DIMENSIONS			SEAT DIMENSIONS			BACK DIMENSIONS																												
	W	D	H	W	D	H	W	H																											
IN	21	23	30.5	18	15	18.5	17	14.5																											
MM	533	584	775	457	381	470	432	368																											
 <p><b>Ganging Clamp</b> Unit weight: 0.3 LB   0.13 KG Carton weight: 0.3 LB   0.14 KG Carton volume: 0.08 FT<sup>3</sup>   0.002 MT<sup>3</sup></p>	MVL11705	65																																	
	<table border="1"> <thead> <tr> <th rowspan="2"></th> <th colspan="3">OVERALL DIMENSIONS</th> <th colspan="3">SEAT DIMENSIONS</th> <th colspan="2">BACK DIMENSIONS</th> </tr> <tr> <th>W</th> <th>D</th> <th>H</th> <th>W</th> <th>D</th> <th>H</th> <th>W</th> <th>H</th> </tr> </thead> <tbody> <tr> <td>IN</td> <td>3.41</td> <td>3.16</td> <td>0.75</td> <td>-</td> <td>-</td> <td>-</td> <td>-</td> <td>-</td> </tr> <tr> <td>MM</td> <td>87</td> <td>80</td> <td>19</td> <td>-</td> <td>-</td> <td>-</td> <td>-</td> <td>-</td> </tr> </tbody> </table> <p><b>RTA 00</b> 10 per carton (pricing and specifications are for one clamp)</p>		OVERALL DIMENSIONS			SEAT DIMENSIONS			BACK DIMENSIONS		W	D	H	W	D	H	W	H	IN	3.41	3.16	0.75	-	-	-	-	-	MM	87	80	19	-	-	-	-
	OVERALL DIMENSIONS			SEAT DIMENSIONS			BACK DIMENSIONS																												
	W	D	H	W	D	H	W	H																											
IN	3.41	3.16	0.75	-	-	-	-	-																											
MM	87	80	19	-	-	-	-	-																											

FORMAT



model MVL3191



model MVL3192

STANDARD FEATURES

- Synchro-tilter chairs with mesh back and upholstered seat. Canadian made.
- Standard with height and width adjustable arms with soft self-skinned urethane (SSU) armcaps that slide forward and backward.
- Dual wheel carpet casters (C1) are standard.
- Air flow mesh back is available in Black only.
- Seating surface can be upholstered in LuxPlus vinyl, in various colours or in all Global grade 1 seating textiles (see page 147).
- MVL3192 features an adjustable headrest which tilts and moves up and down to fit comfortably into the curve of the neck.
- Compliant with the emissions guidelines set by the GREENGUARD Environmental Institute.
- Limited warranty (5-year exceptions apply - see page 151).
- Weight capacity for this series is 300 lbs.

CHAIR ADJUSTMENTS




- Synchro tilt with upright position tilt lock.
- Tilt tension adjustment.
- Ratchet back height and headrest adjustment.
- Pneumatic seat height adjustment.

OPTIONAL FEATURES

- For hard surface flooring casters, please specify (C9R). Add \$21/set.

ALTERNATE TEXTILE OPTIONS

- Graded-in textiles are available (seat only). No minimum quantities. Contact Customer Service for pricing.

DESCRIPTION	MODEL# / FEATURES																																			
 <p><b>High Back Synchro-Tilter, Mesh Back and Uph Seat</b>                      Unit weight: 43 LB   19.5 KG                      Carton weight: 54 LB   24.49 KG                      Carton volume: 10.5 FT³   0.29 MT³</p>	<p>List price</p> <p><b>MVL3191</b> LuxPlus or fabric 724</p>																																			
	<table border="1"> <thead> <tr> <th rowspan="2"></th> <th colspan="3">OVERALL DIMENSIONS</th> <th colspan="3">SEAT DIMENSIONS</th> <th colspan="2">BACK DIMENSIONS</th> </tr> <tr> <th>W</th> <th>D</th> <th>H</th> <th>W</th> <th>D</th> <th>H</th> <th>W</th> <th>H</th> </tr> </thead> <tbody> <tr> <td>IN</td> <td>24.5</td> <td>23</td> <td>43</td> <td>19.5</td> <td>17.5</td> <td>16-21</td> <td>17.5</td> <td>23-25.5</td> </tr> <tr> <td>MM</td> <td>622</td> <td>584</td> <td>1092</td> <td>495</td> <td>445</td> <td>406-533</td> <td>445</td> <td>584-648</td> </tr> </tbody> </table> <p>Ergonomic features: A, B, C, D, H, L, M, N, Q</p> <p>RTA 2 courier 1 per carton CANADA GREENGUARD CERTIFIED</p>		OVERALL DIMENSIONS			SEAT DIMENSIONS			BACK DIMENSIONS		W	D	H	W	D	H	W	H	IN	24.5	23	43	19.5	17.5	16-21	17.5	23-25.5	MM	622	584	1092	495	445	406-533	445	584-648
			OVERALL DIMENSIONS			SEAT DIMENSIONS			BACK DIMENSIONS																											
W		D	H	W	D	H	W	H																												
IN	24.5	23	43	19.5	17.5	16-21	17.5	23-25.5																												
MM	622	584	1092	495	445	406-533	445	584-648																												
<p>List price</p> <p><b>MVL3192</b> LuxPlus or fabric 805</p>																																				
 <p><b>High Back Synchro-Tilter w/Headrest, Mesh Back and Uph Seat</b>                      Unit weight: 45 LB   20.5 KG                      Carton weight: 57 LB   25.85 KG                      Carton volume: 10.5 FT³   0.29 MT³</p>	<table border="1"> <thead> <tr> <th rowspan="2"></th> <th colspan="3">OVERALL DIMENSIONS</th> <th colspan="3">SEAT DIMENSIONS</th> <th colspan="2">BACK DIMENSIONS</th> </tr> <tr> <th>W</th> <th>D</th> <th>H</th> <th>W</th> <th>D</th> <th>H</th> <th>W</th> <th>H</th> </tr> </thead> <tbody> <tr> <td>IN</td> <td>24.5</td> <td>23</td> <td>50.5</td> <td>19.5</td> <td>17.5</td> <td>16-21</td> <td>17.5</td> <td>30-32.5</td> </tr> <tr> <td>MM</td> <td>622</td> <td>584</td> <td>1283</td> <td>495</td> <td>445</td> <td>406-533</td> <td>445</td> <td>762-826</td> </tr> </tbody> </table> <p>Ergonomic features: A, B, C, D, H, L, M, N, Q</p> <p>RTA 2 courier 1 per carton CANADA GREENGUARD CERTIFIED</p>		OVERALL DIMENSIONS			SEAT DIMENSIONS			BACK DIMENSIONS		W	D	H	W	D	H	W	H	IN	24.5	23	50.5	19.5	17.5	16-21	17.5	30-32.5	MM	622	584	1283	495	445	406-533	445	762-826
			OVERALL DIMENSIONS			SEAT DIMENSIONS			BACK DIMENSIONS																											
		W	D	H	W	D	H	W	H																											
IN	24.5	23	50.5	19.5	17.5	16-21	17.5	30-32.5																												
MM	622	584	1283	495	445	406-533	445	762-826																												
<p>List price</p> <p><b>MVL3196</b> 82</p>																																				
 <p><b>Headrest for Format Chairs</b>                      Unit weight: 1 LB   0.5 KG                      Carton weight: 2 LB   0.91 KG                      Carton volume: 0.5 FT³   0.01 MT³</p>	<p>Easily attaches to MVL3191.</p> <p>Available in Black mesh only.</p> <p>RTA 00 courier 1 per carton CANADA GREENGUARD CERTIFIED</p>																																			

**FORMAT+**



model MVL3197



model MVL3198U

**STANDARD FEATURES**

- Ergonomic chairs with upholstered seat and mesh back or with mesh seat and mesh back.
- Available with two different mechanism options: weight sensing synchro-tilter and multi-tilter.
- Standard with height and width adjustable T-arms with sliding, rotating and lockable armcaps.
- Width adjustable arm extensions are standard. Allows the arms to move away from the seat by 2" on each side for additional space.
- Air flow mesh seat, back and headrest are available in Black only.
- Black frame with a Black 5-prong, injection molded fiberglass reinforced nylon base with dual wheel carpet casters (C82).
- MVL3198, MVL3198U and MVL3201U feature an adjustable mesh headrest that tilts and moves up and down to fit comfortably into the curve of the neck.
- Seats on models MVL3197U, MVL3198U, MVL3199U and MVL3201U can be upholstered in LuxPlus vinyl, in various colours or in all Global grade 1 seating textiles (see page 147).
- Compliant with the emissions guidelines set by the GREENGUARD Environmental Institute.
- Limited warranty (5-year exceptions apply - see page 151).
- Weight capacity for this series is 300 lbs.

**CHAIR ADJUSTMENTS**













- **Synchro-tilter chairs**
  - Synchro tilt with multi-position tilt lock
  - Automatic tilt tension adjustment.
  - Side activated sliding seat depth adjustment.
  - Ratchet back height and headrest adjustment.
  - Pneumatic seat height adjustment.
- **Multi-tilter chairs**
  - Infinite position tilt lock
  - Tilt tension adjustment.
  - Infinite back and seat angle adjustment.
  - Ratchet back height and headrest adjustment.
  - Pneumatic seat height adjustment.
















**OPTIONAL FEATURES**

- For hard surface flooring casters, please specify (C82R). Add \$21/set.

**ALTERNATE TEXTILE OPTIONS**

- Graded-in textiles are available (seat only). No minimum quantities. Contact Customer Service for pricing.

DESCRIPTION	MODEL# / FEATURES																																			
 <p><b>High Back Weight Sensing Synchro-Tilter, Uph Seat and Mesh Back</b>                      Unit weight: 43.5 LB   19.8 KG                      Carton weight: 55.5 LB   25.17 KG                      Carton volume: 10.5 FT³   0.29 MT³</p>	<p>List price</p> <p><b>MVL3197U</b> 786</p>																																			
	<table border="1"> <thead> <tr> <th rowspan="2"></th> <th colspan="3">OVERALL DIMENSIONS</th> <th colspan="3">SEAT DIMENSIONS</th> <th colspan="2">BACK DIMENSIONS</th> </tr> <tr> <th>W</th> <th>D</th> <th>H</th> <th>W</th> <th>D</th> <th>H</th> <th>W</th> <th>H</th> </tr> </thead> <tbody> <tr> <td>IN</td> <td>25.5</td> <td>25.5</td> <td>41.62</td> <td>20</td> <td>18</td> <td>16-20</td> <td>18.5</td> <td>22.5-24.75</td> </tr> <tr> <td>MM</td> <td>648</td> <td>648</td> <td>1057</td> <td>508</td> <td>457</td> <td>406-508</td> <td>470</td> <td>572-629</td> </tr> </tbody> </table> <p>Ergonomic features: A, B, C, D, E, H, L, M, N, Q, R, U</p> <p>RTA 2  1 per carton  </p>		OVERALL DIMENSIONS			SEAT DIMENSIONS			BACK DIMENSIONS		W	D	H	W	D	H	W	H	IN	25.5	25.5	41.62	20	18	16-20	18.5	22.5-24.75	MM	648	648	1057	508	457	406-508	470	572-629
			OVERALL DIMENSIONS			SEAT DIMENSIONS			BACK DIMENSIONS																											
W		D	H	W	D	H	W	H																												
IN	25.5	25.5	41.62	20	18	16-20	18.5	22.5-24.75																												
MM	648	648	1057	508	457	406-508	470	572-629																												
 <p><b>High Back Weight Sensing Synchro-Tilter, Mesh Seat and Back</b>                      Unit weight: 47 LB   21.4 KG                      Carton weight: 52 LB   23.59 KG                      Carton volume: 10.5 FT³   0.29 MT³</p>	<p>List price</p> <p><b>MVL3197</b> 821</p>																																			
	<table border="1"> <thead> <tr> <th rowspan="2"></th> <th colspan="3">OVERALL DIMENSIONS</th> <th colspan="3">SEAT DIMENSIONS</th> <th colspan="2">BACK DIMENSIONS</th> </tr> <tr> <th>W</th> <th>D</th> <th>H</th> <th>W</th> <th>D</th> <th>H</th> <th>W</th> <th>H</th> </tr> </thead> <tbody> <tr> <td>IN</td> <td>24.5</td> <td>24</td> <td>41.5</td> <td>20</td> <td>18</td> <td>16.5-20.5</td> <td>18.5</td> <td>24-26.5</td> </tr> <tr> <td>MM</td> <td>622</td> <td>610</td> <td>1054</td> <td>508</td> <td>457</td> <td>419-521</td> <td>470</td> <td>610-673</td> </tr> </tbody> </table> <p>Ergonomic features: A, B, C, D, E, H, L, M, N, Q, R, U</p> <p>RTA 2  1 per carton  </p>		OVERALL DIMENSIONS			SEAT DIMENSIONS			BACK DIMENSIONS		W	D	H	W	D	H	W	H	IN	24.5	24	41.5	20	18	16.5-20.5	18.5	24-26.5	MM	622	610	1054	508	457	419-521	470	610-673
			OVERALL DIMENSIONS			SEAT DIMENSIONS			BACK DIMENSIONS																											
W		D	H	W	D	H	W	H																												
IN	24.5	24	41.5	20	18	16.5-20.5	18.5	24-26.5																												
MM	622	610	1054	508	457	419-521	470	610-673																												
 <p><b>High Back Weight Sensing Synchro-Tilter w/Headrest, Uph Seat and Mesh Back</b>                      Unit weight: 45 LB   20.5 KG                      Carton weight: 57 LB   25.85 KG                      Carton volume: 10.5 FT³   0.29 MT³</p>	<p>List price</p> <p><b>MVL3198U</b> 864</p>																																			
	<table border="1"> <thead> <tr> <th rowspan="2"></th> <th colspan="3">OVERALL DIMENSIONS</th> <th colspan="3">SEAT DIMENSIONS</th> <th colspan="2">BACK DIMENSIONS</th> </tr> <tr> <th>W</th> <th>D</th> <th>H</th> <th>W</th> <th>D</th> <th>H</th> <th>W</th> <th>H</th> </tr> </thead> <tbody> <tr> <td>IN</td> <td>25.5</td> <td>25.5</td> <td>49.75</td> <td>20</td> <td>18</td> <td>16-20</td> <td>18.5</td> <td>22.5-24.75</td> </tr> <tr> <td>MM</td> <td>648</td> <td>648</td> <td>1264</td> <td>508</td> <td>457</td> <td>406-508</td> <td>470</td> <td>572-629</td> </tr> </tbody> </table> <p>Ergonomic features: A, B, C, D, E, H, L, M, N, Q, R, U</p> <p>RTA 2  1 per carton  </p>		OVERALL DIMENSIONS			SEAT DIMENSIONS			BACK DIMENSIONS		W	D	H	W	D	H	W	H	IN	25.5	25.5	49.75	20	18	16-20	18.5	22.5-24.75	MM	648	648	1264	508	457	406-508	470	572-629
			OVERALL DIMENSIONS			SEAT DIMENSIONS			BACK DIMENSIONS																											
W		D	H	W	D	H	W	H																												
IN	25.5	25.5	49.75	20	18	16-20	18.5	22.5-24.75																												
MM	648	648	1264	508	457	406-508	470	572-629																												

DESCRIPTION	MODEL# / FEATURES																																				
 <p><b>High Back Weight Sensing Synchro-Tilter w/Headrest, Mesh Seat and Back</b>                      Unit weight: 48.5 LB   22 KG                      Carton weight: 60.5 LB   27.44 KG                      Carton volume: 10.5 FT³   0.29 MT³</p>	List price																																				
	<b>MVL3198</b>	899																																			
	<table border="1"> <thead> <tr> <th rowspan="2"></th> <th colspan="3">OVERALL DIMENSIONS</th> <th colspan="3">SEAT DIMENSIONS</th> <th colspan="2">BACK DIMENSIONS</th> </tr> <tr> <th>W</th> <th>D</th> <th>H</th> <th>W</th> <th>D</th> <th>H</th> <th>W</th> <th>H</th> </tr> </thead> <tbody> <tr> <td>IN</td> <td>24.5</td> <td>24</td> <td>48.5</td> <td>20</td> <td>18</td> <td>16.5-20.5</td> <td>18.5</td> <td>29.5-33.5</td> </tr> <tr> <td>MM</td> <td>622</td> <td>610</td> <td>1232</td> <td>508</td> <td>457</td> <td>419-521</td> <td>470</td> <td>749-851</td> </tr> </tbody> </table>		OVERALL DIMENSIONS			SEAT DIMENSIONS			BACK DIMENSIONS		W	D	H	W	D	H	W	H	IN	24.5	24	48.5	20	18	16.5-20.5	18.5	29.5-33.5	MM	622	610	1232	508	457	419-521	470	749-851	Ergonomic features: A, B, C, D, E, H, L, M, Q, R, U
			OVERALL DIMENSIONS			SEAT DIMENSIONS			BACK DIMENSIONS																												
W		D	H	W	D	H	W	H																													
IN	24.5	24	48.5	20	18	16.5-20.5	18.5	29.5-33.5																													
MM	622	610	1232	508	457	419-521	470	749-851																													
  1 per carton	 																																				
 <p><b>High Back Multi-Tilter w/Headrest, Uph Seat and Mesh Back</b>                      Unit weight: 50 LB   22.7 KG                      Carton weight: 62 LB   28.12 KG                      Carton volume: 10.5 FT³   0.29 MT³</p>	List price																																				
	<b>MVL3199U</b>	947																																			
	<table border="1"> <thead> <tr> <th rowspan="2"></th> <th colspan="3">OVERALL DIMENSIONS</th> <th colspan="3">SEAT DIMENSIONS</th> <th colspan="2">BACK DIMENSIONS</th> </tr> <tr> <th>W</th> <th>D</th> <th>H</th> <th>W</th> <th>D</th> <th>H</th> <th>W</th> <th>H</th> </tr> </thead> <tbody> <tr> <td>IN</td> <td>24</td> <td>26</td> <td>41.5</td> <td>20</td> <td>18.5</td> <td>17.5-21.5</td> <td>18.5</td> <td>22.5-24.75</td> </tr> <tr> <td>MM</td> <td>610</td> <td>660</td> <td>1054</td> <td>508</td> <td>470</td> <td>445-546</td> <td>470</td> <td>572-629</td> </tr> </tbody> </table>		OVERALL DIMENSIONS			SEAT DIMENSIONS			BACK DIMENSIONS		W	D	H	W	D	H	W	H	IN	24	26	41.5	20	18.5	17.5-21.5	18.5	22.5-24.75	MM	610	660	1054	508	470	445-546	470	572-629	Ergonomic features: A, B, C, D, E, F, G, H, M, N, Q, R, S, U
			OVERALL DIMENSIONS			SEAT DIMENSIONS			BACK DIMENSIONS																												
W		D	H	W	D	H	W	H																													
IN	24	26	41.5	20	18.5	17.5-21.5	18.5	22.5-24.75																													
MM	610	660	1054	508	470	445-546	470	572-629																													
  1 per carton	 																																				
 <p><b>High Back Multi-Tilter w/Headrest, Uph Seat and Mesh Back</b>                      Unit weight: 51.5 LB   23.4 KG                      Carton weight: 63.5 LB   28.8 KG                      Carton volume: 10.5 FT³   0.29 MT³</p>	List price																																				
	<b>MVL3201U</b>	1043																																			
	<table border="1"> <thead> <tr> <th rowspan="2"></th> <th colspan="3">OVERALL DIMENSIONS</th> <th colspan="3">SEAT DIMENSIONS</th> <th colspan="2">BACK DIMENSIONS</th> </tr> <tr> <th>W</th> <th>D</th> <th>H</th> <th>W</th> <th>D</th> <th>H</th> <th>W</th> <th>H</th> </tr> </thead> <tbody> <tr> <td>IN</td> <td>25</td> <td>26</td> <td>49.5</td> <td>20</td> <td>18.5</td> <td>17.5-21.5</td> <td>18.5</td> <td>29.5-33.25</td> </tr> <tr> <td>MM</td> <td>635</td> <td>660</td> <td>1257</td> <td>508</td> <td>470</td> <td>445-546</td> <td>470</td> <td>749-845</td> </tr> </tbody> </table>		OVERALL DIMENSIONS			SEAT DIMENSIONS			BACK DIMENSIONS		W	D	H	W	D	H	W	H	IN	25	26	49.5	20	18.5	17.5-21.5	18.5	29.5-33.25	MM	635	660	1257	508	470	445-546	470	749-845	Ergonomic features: A, B, C, D, E, F, G, H, M, N, Q, R, S, U
			OVERALL DIMENSIONS			SEAT DIMENSIONS			BACK DIMENSIONS																												
W		D	H	W	D	H	W	H																													
IN	25	26	49.5	20	18.5	17.5-21.5	18.5	29.5-33.25																													
MM	635	660	1257	508	470	445-546	470	749-845																													
  1 per carton	 																																				

FULL-TIME



model MVL2900

STANDARD FEATURES

- Canadian made, ergonomic seating.
- Extra thick seat foam and contoured back.
- Standard with height and width adjustable arms with self-skinned urethane (SSU) armcaps.
- Dual wheel carpet casters (C65) are standard.
- Can be upholstered in all Global grade 1 seating textiles with the exception of LuxPlus (see page 147).
- Compliant with the emissions guidelines set by the GREENGUARD Environmental Institute.
- Limited warranty (5-year exceptions apply - see page 151).
- Weight capacity for this series is 300 lbs.

CHAIR ADJUSTMENTS

- Multi-tilter with infinite position tilt lock.
- Infinite position back and seat angle adjustments, including forward tilt.
- Back height adjustment.
- Pneumatic seat height adjustment.

OPTIONAL FEATURES

- For hard surface flooring casters, please specify (C65R). Add \$21/set.
- For optional sliding seat depth adjustment, please specify (MD). Add \$32.

ALTERNATE TEXTILE OPTIONS

- Graded-in textiles are available. No minimum quantities. Contact Customer Service for pricing.
- Bantam is a durable, bleach cleanable (9:1) vinyl, but due to the stiff nature of the textile, this vinyl is prone to bunching and will not upholster as smoothly as other coverings in this series.

DESCRIPTION

MODEL# / FEATURES



Medium Back Multi-Tilter

Unit weight: 50 LB | 22.7 KG  
 Carton weight: 56 LB | 25.4 KG  
 Carton volume: 10.5 FT³ | 0.29 MT³

List price

MVL2900  
 Fabric 696

	OVERALL DIMENSIONS			SEAT DIMENSIONS			BACK DIMENSIONS	
	W	D	H	W	D	H	W	H
IN	24.5	25	41	19.5	19	17.5-21.5	20	20-22
MM	622	635	1041	495	483	445-546	508	508-559

Ergonomic features:  
 A, B, C, D, F, G, H, M, N, Q



1 per carton



## GENNEX



model OTG11340



model OTG11341

### STANDARD FEATURES

- Multi-purpose guest/nesting chairs feature a flip up seat allowing chairs to stack horizontally.
- Durable Black steel frame.
- Black mesh back.
- Models with arms or without arms are available. Armchair features Black polyurethane armcaps.
- Dual wheel carpet casters are standard.
- Seat can be upholstered in all Global grade 1 seating textiles or in LuxPlus vinyl (see page 147).
- Compliant with the emissions guidelines set by the GREENGUARD Environmental Institute.
- Limited warranty (5-year exceptions apply - see page 151).
- Weight capacity for this series is 300 lbs.

### OPTIONAL FEATURES

- Hard surface flooring casters (**C9RSET4**) can be purchased separately. Add \$76/set.

### ALTERNATE TEXTILE OPTIONS

- Graded-in textiles are available (seat only). No minimum quantities. Contact Customer Service for pricing.

DESCRIPTION	MODEL# / FEATURES
-------------	-------------------



#### Nesting Guest Armchair w/Casters, Mesh Back and Uph Seat

Unit weight: 24 LB | 10.9 KG  
 Carton weight: 29 LB | 13.15 KG  
 Carton volume: 15.75 FT<sup>3</sup> | 0.44 MT<sup>3</sup>

Ergonomic features:  
M, N

List price

**OTG11340** 555

	OVERALL DIMENSIONS			SEAT DIMENSIONS			BACK DIMENSIONS	
	W	D	H	W	D	H	W	H
IN	25.5	22	33	17.5	16.5	20.5	17	15
MM	648	559	838	445	419	521	432	381

**RTA 00**

2 per carton (pricing and specifications are for one chair)



#### Armless Nesting Guest Chair w/Casters, Mesh Back and Uph Seat

Unit weight: 21 LB | 9.5 KG  
 Carton weight: 25.5 LB | 11.57 KG  
 Carton volume: 13.25 FT<sup>3</sup> | 0.37 MT<sup>3</sup>

Ergonomic features:  
M, N

List price

**OTG11341** 531

	OVERALL DIMENSIONS			SEAT DIMENSIONS			BACK DIMENSIONS	
	W	D	H	W	D	H	W	H
IN	22	22	33	17.5	16.5	20.5	17	15
MM	559	559	838	445	419	521	432	381

**RTA 00**

2 per carton (pricing and specifications are for one chair)



IBEX



model MVL2801



model MVL2814



model MVL2807

STANDARD FEATURES

- Ergonomic mesh seating designed to promote good posture and provide maximum comfort. Designed by Zoey Chu, Canadian made.
- Available with five different mechanism options: synchro-tilter, weight sensing synchro-tilter, multi-tilter, tilter and task. Height adjustable chairs available with task mechanism only.
- Standard with height adjustable T-arms with self-skinned urethane (SSU) armcaps (except armless models).
- Dual wheel carpet casters (C1) are standard.
- Mesh back and mesh seat models can only be upholstered in Black mesh (MS69).
- Mesh back and upholstered seat models: Mesh back is available in Black (MS69) only and seating surface can be upholstered in LuxPlus vinyl (various colours) or in all Global grade 1 seating textiles (see page 147).
- Compliant with the emissions guidelines set by the GREENGUARD Environmental Institute.
- Limited warranty (5-year exceptions apply - see page 151).
- Weight capacity for this series is 300 lbs.

OPTIONAL FEATURES



- For hard surface flooring casters, please specify (C9R). Add \$21/set.
- For optional sliding seat depth adjustment on multi-tilter chairs, please specify (MD). Add \$32.





















ALTERNATE TEXTILE OPTIONS

- Graded-in textiles are available. No minimum quantities. Contact Customer Service for pricing.

CHAIR ADJUSTMENTS

- **Synchro-tilter chairs**
  - Synchro tilt with multi-position tilt lock.
  - Tilt tension adjustment.
  - Adjustable lumbar support.
  - Pneumatic seat height adjustment.
- **Weight sensing synchro-tilter chairs**
  - Automatic tilt tension adjustment.
  - Side activated sliding seat depth adjustment.
  - Adjustable lumbar support.
  - Pneumatic seat height adjustment.
- **Multi-tilter chairs**
  - Infinite position tilt lock.
  - Tilt tension adjustment.
  - Infinite back and seat angle adjustment.
  - Adjustable lumbar support.
  - Pneumatic seat height adjustment.
- **Tilter chairs**
  - Center tilt with upright position tilt lock.
  - Tilt tension adjustment.
  - Seat depth adjustment.
  - Adjustable lumbar support.
  - Pneumatic seat height adjustment.
- **Task chairs**
  - Seat depth adjustment.
  - Adjustable lumbar support.
  - Pneumatic seat height adjustment.
- **Height adjustable stools**
  - Task mechanism.
  - Adjustable lumbar support.
  - Pneumatic seat height adjustment.
  - Height adjustable Chrome footrest.

DESCRIPTION	MODEL# / FEATURES	List price																															
 <p><b>Synchro-Tilter, Mesh Back and Uph Seat</b>                      Unit weight: 42 LB   19.1 KG                      Carton weight: 51 LB   23.13 KG                      Carton volume: 10.5 FT³   0.29 MT³</p>	<p><b>MVL2801</b>                      LuxPlus or fabric</p>	726																															
	<p>Ergonomic features:                      A, B, C, D, H, L, M, N</p> <p>RTA 2    courier    1 per carton    CANADA    GREENGUARD</p>	<table border="1"> <thead> <tr> <th colspan="3">OVERALL DIMENSIONS</th> <th colspan="3">SEAT DIMENSIONS</th> <th colspan="2">BACK DIMENSIONS</th> </tr> <tr> <th>W</th> <th>D</th> <th>H</th> <th>W</th> <th>D</th> <th>H</th> <th>W</th> <th>H</th> </tr> </thead> <tbody> <tr> <td>IN 26</td> <td>26.5</td> <td>39.5</td> <td>20</td> <td>18.5</td> <td>16.5-21.5</td> <td>19.5</td> <td>20.5</td> </tr> <tr> <td>MM 660</td> <td>673</td> <td>1003</td> <td>508</td> <td>470</td> <td>419-546</td> <td>495</td> <td>521</td> </tr> </tbody> </table>	OVERALL DIMENSIONS			SEAT DIMENSIONS			BACK DIMENSIONS		W	D	H	W	D	H	W	H	IN 26	26.5	39.5	20	18.5	16.5-21.5	19.5	20.5	MM 660	673	1003	508	470	419-546	495
OVERALL DIMENSIONS			SEAT DIMENSIONS			BACK DIMENSIONS																											
W	D	H	W	D	H	W	H																										
IN 26	26.5	39.5	20	18.5	16.5-21.5	19.5	20.5																										
MM 660	673	1003	508	470	419-546	495	521																										
 <p><b>Weight Sensing Synchro-Tilter, Mesh Back and Uph Seat</b>                      Unit weight: 42.5 LB   19.3 KG                      Carton weight: 54.5 LB   24.72 KG                      Carton volume: 10.5 FT³   0.29 MT³</p>	<p><b>MVL2833</b>                      LuxPlus or fabric</p>	745																															
	<p>Ergonomic features:                      A, B, C, D, E, H, L, M, N, U</p> <p>RTA 2    courier    1 per carton    CANADA    GREENGUARD</p>	<table border="1"> <thead> <tr> <th colspan="3">OVERALL DIMENSIONS</th> <th colspan="3">SEAT DIMENSIONS</th> <th colspan="2">BACK DIMENSIONS</th> </tr> <tr> <th>W</th> <th>D</th> <th>H</th> <th>W</th> <th>D</th> <th>H</th> <th>W</th> <th>H</th> </tr> </thead> <tbody> <tr> <td>IN 26.75</td> <td>24</td> <td>38.5</td> <td>20</td> <td>19</td> <td>16-20</td> <td>20</td> <td>21</td> </tr> <tr> <td>MM 679</td> <td>610</td> <td>978</td> <td>508</td> <td>483</td> <td>406-508</td> <td>508</td> <td>533</td> </tr> </tbody> </table>	OVERALL DIMENSIONS			SEAT DIMENSIONS			BACK DIMENSIONS		W	D	H	W	D	H	W	H	IN 26.75	24	38.5	20	19	16-20	20	21	MM 679	610	978	508	483	406-508	508
OVERALL DIMENSIONS			SEAT DIMENSIONS			BACK DIMENSIONS																											
W	D	H	W	D	H	W	H																										
IN 26.75	24	38.5	20	19	16-20	20	21																										
MM 679	610	978	508	483	406-508	508	533																										

DESCRIPTION		MODEL# / FEATURES																																	
 <p><b>Multi-Tilter, Mesh Back and Uph Seat</b>                      Unit weight: 47 LB   21.4 KG                      Carton weight: 56 LB   25.4 KG                      Carton volume: 10.5 FT³   0.29 MT³</p>	<p><b>MVL2803</b> LuxPlus or fabric</p>	List price																																	
		791																																	
		<table border="1"> <thead> <tr> <th colspan="3">OVERALL DIMENSIONS</th> <th colspan="3">SEAT DIMENSIONS</th> <th colspan="2">BACK DIMENSIONS</th> </tr> <tr> <th>W</th> <th>D</th> <th>H</th> <th>W</th> <th>D</th> <th>H</th> <th>W</th> <th>H</th> </tr> </thead> <tbody> <tr> <td>IN 26</td> <td>27</td> <td>39.5</td> <td>20</td> <td>18.5</td> <td>17.5-22.5</td> <td>19.5</td> <td>20</td> </tr> <tr> <td>MM 660</td> <td>686</td> <td>1003</td> <td>508</td> <td>470</td> <td>445-572</td> <td>495</td> <td>508</td> </tr> </tbody> </table>		OVERALL DIMENSIONS			SEAT DIMENSIONS			BACK DIMENSIONS		W	D	H	W	D	H	W	H	IN 26	27	39.5	20	18.5	17.5-22.5	19.5	20	MM 660	686	1003	508	470	445-572	495	508
		OVERALL DIMENSIONS			SEAT DIMENSIONS			BACK DIMENSIONS																											
W	D	H	W	D	H	W	H																												
IN 26	27	39.5	20	18.5	17.5-22.5	19.5	20																												
MM 660	686	1003	508	470	445-572	495	508																												
Ergonomic features: A, B, C, D, F, G, H, M, N, S RTA 2  1 per carton  																																			
 <p><b>Tilter, Mesh Back and Uph Seat</b>                      Unit weight: 40 LB   18.2 KG                      Carton weight: 49 LB   22.23 KG                      Carton volume: 10.5 FT³   0.29 MT³</p>	<p><b>MVL2804</b> LuxPlus or fabric</p>	List price																																	
		695																																	
		<table border="1"> <thead> <tr> <th colspan="3">OVERALL DIMENSIONS</th> <th colspan="3">SEAT DIMENSIONS</th> <th colspan="2">BACK DIMENSIONS</th> </tr> <tr> <th>W</th> <th>D</th> <th>H</th> <th>W</th> <th>D</th> <th>H</th> <th>W</th> <th>H</th> </tr> </thead> <tbody> <tr> <td>IN 26</td> <td>26.5</td> <td>38.5</td> <td>20</td> <td>18.5</td> <td>16.5-21.5</td> <td>19.5</td> <td>20.5</td> </tr> <tr> <td>MM 660</td> <td>673</td> <td>978</td> <td>508</td> <td>470</td> <td>419-546</td> <td>495</td> <td>521</td> </tr> </tbody> </table>		OVERALL DIMENSIONS			SEAT DIMENSIONS			BACK DIMENSIONS		W	D	H	W	D	H	W	H	IN 26	26.5	38.5	20	18.5	16.5-21.5	19.5	20.5	MM 660	673	978	508	470	419-546	495	521
		OVERALL DIMENSIONS			SEAT DIMENSIONS			BACK DIMENSIONS																											
W	D	H	W	D	H	W	H																												
IN 26	26.5	38.5	20	18.5	16.5-21.5	19.5	20.5																												
MM 660	673	978	508	470	419-546	495	521																												
Ergonomic features: A, B, C, D, E, H, M, N, S RTA 2  1 per carton  																																			
 <p><b>Task, Mesh Back and Uph Seat</b>                      Unit weight: 32 LB   14.5 KG                      Carton weight: 41 LB   18.6 KG                      Carton volume: 10.5 FT³   0.29 MT³</p>	<p><b>MVL2806</b> LuxPlus or fabric</p>	List price																																	
		631																																	
		<table border="1"> <thead> <tr> <th colspan="3">OVERALL DIMENSIONS</th> <th colspan="3">SEAT DIMENSIONS</th> <th colspan="2">BACK DIMENSIONS</th> </tr> <tr> <th>W</th> <th>D</th> <th>H</th> <th>W</th> <th>D</th> <th>H</th> <th>W</th> <th>H</th> </tr> </thead> <tbody> <tr> <td>IN 26</td> <td>26.5</td> <td>37</td> <td>20</td> <td>18.5</td> <td>16-21</td> <td>19.5</td> <td>20.5</td> </tr> <tr> <td>MM 660</td> <td>673</td> <td>940</td> <td>508</td> <td>470</td> <td>406-533</td> <td>495</td> <td>521</td> </tr> </tbody> </table>		OVERALL DIMENSIONS			SEAT DIMENSIONS			BACK DIMENSIONS		W	D	H	W	D	H	W	H	IN 26	26.5	37	20	18.5	16-21	19.5	20.5	MM 660	673	940	508	470	406-533	495	521
		OVERALL DIMENSIONS			SEAT DIMENSIONS			BACK DIMENSIONS																											
W	D	H	W	D	H	W	H																												
IN 26	26.5	37	20	18.5	16-21	19.5	20.5																												
MM 660	673	940	508	470	406-533	495	521																												
Ergonomic features: C, D, E, H, M, N RTA 2  1 per carton  																																			
 <p><b>Armless Height Adjustable, Mesh Back and Uph Seat</b>                      Unit weight: 31 LB   14.1 KG                      Carton weight: 40 LB   18.14 KG                      Carton volume: 10.5 FT³   0.29 MT³</p>	<p><b>MVL2807</b> LuxPlus or fabric</p>	List price																																	
		724																																	
		<table border="1"> <thead> <tr> <th colspan="3">OVERALL DIMENSIONS</th> <th colspan="3">SEAT DIMENSIONS</th> <th colspan="2">BACK DIMENSIONS</th> </tr> <tr> <th>W</th> <th>D</th> <th>H</th> <th>W</th> <th>D</th> <th>H</th> <th>W</th> <th>H</th> </tr> </thead> <tbody> <tr> <td>IN 20</td> <td>26.5</td> <td>48</td> <td>20</td> <td>18.5</td> <td>23-33</td> <td>19.5</td> <td>20.5</td> </tr> <tr> <td>MM 508</td> <td>673</td> <td>1219</td> <td>508</td> <td>470</td> <td>584-838</td> <td>495</td> <td>521</td> </tr> </tbody> </table>		OVERALL DIMENSIONS			SEAT DIMENSIONS			BACK DIMENSIONS		W	D	H	W	D	H	W	H	IN 20	26.5	48	20	18.5	23-33	19.5	20.5	MM 508	673	1219	508	470	584-838	495	521
		OVERALL DIMENSIONS			SEAT DIMENSIONS			BACK DIMENSIONS																											
W	D	H	W	D	H	W	H																												
IN 20	26.5	48	20	18.5	23-33	19.5	20.5																												
MM 508	673	1219	508	470	584-838	495	521																												
Ergonomic features: C, D, M, N RTA 2  1 per carton  																																			
 <p><b>Height Adjustable w/Arms, Mesh Back and Uph Seat</b>                      Unit weight: 37 LB   16.8 KG                      Carton weight: 46 LB   20.87 KG                      Carton volume: 10.5 FT³   0.29 MT³</p>	<p><b>MVL2808</b> LuxPlus or fabric</p>	List price																																	
		846																																	
		<table border="1"> <thead> <tr> <th colspan="3">OVERALL DIMENSIONS</th> <th colspan="3">SEAT DIMENSIONS</th> <th colspan="2">BACK DIMENSIONS</th> </tr> <tr> <th>W</th> <th>D</th> <th>H</th> <th>W</th> <th>D</th> <th>H</th> <th>W</th> <th>H</th> </tr> </thead> <tbody> <tr> <td>IN 26</td> <td>26.5</td> <td>48</td> <td>20</td> <td>18.5</td> <td>23-33</td> <td>19.5</td> <td>20.5</td> </tr> <tr> <td>MM 660</td> <td>673</td> <td>1219</td> <td>508</td> <td>470</td> <td>584-838</td> <td>495</td> <td>521</td> </tr> </tbody> </table>		OVERALL DIMENSIONS			SEAT DIMENSIONS			BACK DIMENSIONS		W	D	H	W	D	H	W	H	IN 26	26.5	48	20	18.5	23-33	19.5	20.5	MM 660	673	1219	508	470	584-838	495	521
		OVERALL DIMENSIONS			SEAT DIMENSIONS			BACK DIMENSIONS																											
W	D	H	W	D	H	W	H																												
IN 26	26.5	48	20	18.5	23-33	19.5	20.5																												
MM 660	673	1219	508	470	584-838	495	521																												
Ergonomic features: C, D, H, M, N RTA 2  1 per carton  																																			

DESCRIPTION MODEL# / FEATURES



**Synchro-Tilter, Uph Back and Seat**

Unit weight: 42 LB | 19.1 KG  
 Carton weight: 51 LB | 23.13 KG  
 Carton volume: 10.5 FT³ | 0.29 MT³

List price  
**MVL2811**  
 LuxPlus or fabric 801

Ergonomic features:  
 A, B, C, D, H, L, M, N

	OVERALL DIMENSIONS			SEAT DIMENSIONS			BACK DIMENSIONS	
	W	D	H	W	D	H	W	H
IN	26	26.5	39.5	20	18.5	16.5-21.5	19.5	20.5
MM	660	673	1003	508	470	419-546	495	521

RTA 2 courier 1 per carton CANADA OFFICES TOGO



**Weight Sensing Synchro-Tilter, Uph Back and Seat**

Unit weight: 42.5 LB | 19.3 KG  
 Carton weight: 54.5 LB | 24.72 KG  
 Carton volume: 10.5 FT³ | 0.29 MT³

List price  
**MVL2834**  
 LuxPlus or fabric 820

Ergonomic features:  
 A, B, C, D, E, H, L, M, N, U

	OVERALL DIMENSIONS			SEAT DIMENSIONS			BACK DIMENSIONS	
	W	D	H	W	D	H	W	H
IN	26.75	24	38.5	20	19	16-20	20	21
MM	679	610	978	508	483	406-508	508	533

RTA 2 courier 1 per carton CANADA OFFICES TOGO



**Multi-Tilter, Uph Back and Seat**

Unit weight: 47 LB | 21.4 KG  
 Carton weight: 56 LB | 25.4 KG  
 Carton volume: 10.5 FT³ | 0.29 MT³

List price  
**MVL2813**  
 LuxPlus or fabric 866

Ergonomic features:  
 A, B, C, D, F, G, H, M, N, S

	OVERALL DIMENSIONS			SEAT DIMENSIONS			BACK DIMENSIONS	
	W	D	H	W	D	H	W	H
IN	26	27	39.5	20	18.5	17.5-22.5	19.5	20
MM	660	686	1003	508	470	445-572	495	508

RTA 2 courier 1 per carton CANADA OFFICES TOGO



**Tilter, Uph Back and Seat**

Unit weight: 40 LB | 18.2 KG  
 Carton weight: 49 LB | 22.23 KG  
 Carton volume: 10.5 FT³ | 0.29 MT³

List price  
**MVL2814**  
 LuxPlus or fabric 770

Ergonomic features:  
 A, B, C, D, E, H, M, N, S

	OVERALL DIMENSIONS			SEAT DIMENSIONS			BACK DIMENSIONS	
	W	D	H	W	D	H	W	H
IN	26	26.5	38.5	20	18.5	16.5-21.5	19.5	20.5
MM	660	673	978	508	470	419-546	495	521

RTA 2 courier 1 per carton CANADA OFFICES TOGO



**Task, Uph Back and Seat**






Unit weight: 32 LB | 14.5 KG  
 Carton weight: 41 LB | 18.6 KG  
 Carton volume: 10.5 FT³ | 0.29 MT³

















List price  
**MVL2816**  
 LuxPlus or fabric 706

Ergonomic features:  
 C, D, E, H, M, N

	OVERALL DIMENSIONS			SEAT DIMENSIONS			BACK DIMENSIONS	
	W	D	H	W	D	H	W	H
IN	26	26.5	37	20	18.5	16-21	19.5	20.5
MM	660	673	940	508	470	406-533	495	521

RTA 2 courier 1 per carton CANADA OFFICES TOGO

DESCRIPTION	MODEL# / FEATURES																																
 <p><b>Armless Height Adjustable, Uph Back and Seat</b>                      Unit weight: 31 LB   14.1 KG                      Carton weight: 40 LB   18.14 KG                      Carton volume: 10.5 FT³   0.29 MT³</p>	List price <b>MVL2817</b> 794 LuxPlus or fabric Ergonomic features: C, D, M, N																																
	<table border="1"> <thead> <tr> <th colspan="3">OVERALL DIMENSIONS</th> <th colspan="3">SEAT DIMENSIONS</th> <th colspan="2">BACK DIMENSIONS</th> </tr> <tr> <th>W</th> <th>D</th> <th>H</th> <th>W</th> <th>D</th> <th>H</th> <th>W</th> <th>H</th> </tr> </thead> <tbody> <tr> <td>IN 20</td> <td>26.5</td> <td>48</td> <td>20</td> <td>18.5</td> <td>23-33</td> <td>19.5</td> <td>20.5</td> </tr> <tr> <td>MM 508</td> <td>673</td> <td>1219</td> <td>508</td> <td>470</td> <td>584-838</td> <td>495</td> <td>521</td> </tr> </tbody> </table>	OVERALL DIMENSIONS			SEAT DIMENSIONS			BACK DIMENSIONS		W	D	H	W	D	H	W	H	IN 20	26.5	48	20	18.5	23-33	19.5	20.5	MM 508	673	1219	508	470	584-838	495	521
	OVERALL DIMENSIONS			SEAT DIMENSIONS			BACK DIMENSIONS																										
	W	D	H	W	D	H	W	H																									
	IN 20	26.5	48	20	18.5	23-33	19.5	20.5																									
MM 508	673	1219	508	470	584-838	495	521																										
RTA 2    courier    1 per carton    CANADA    CERTIFIED																																	
 <p><b>Height Adjustable w/Arms, Uph Back and Seat</b>                      Unit weight: 37 LB   16.8 KG                      Carton weight: 46 LB   20.87 KG                      Carton volume: 10.5 FT³   0.29 MT³</p>	List price <b>MVL2818</b> 916 LuxPlus or fabric Ergonomic features: C, D, H, M, N																																
	<table border="1"> <thead> <tr> <th colspan="3">OVERALL DIMENSIONS</th> <th colspan="3">SEAT DIMENSIONS</th> <th colspan="2">BACK DIMENSIONS</th> </tr> <tr> <th>W</th> <th>D</th> <th>H</th> <th>W</th> <th>D</th> <th>H</th> <th>W</th> <th>H</th> </tr> </thead> <tbody> <tr> <td>IN 26</td> <td>26.5</td> <td>48</td> <td>20</td> <td>18.5</td> <td>23-33</td> <td>19.5</td> <td>20.5</td> </tr> <tr> <td>MM 660</td> <td>673</td> <td>1219</td> <td>508</td> <td>470</td> <td>584-838</td> <td>495</td> <td>521</td> </tr> </tbody> </table>	OVERALL DIMENSIONS			SEAT DIMENSIONS			BACK DIMENSIONS		W	D	H	W	D	H	W	H	IN 26	26.5	48	20	18.5	23-33	19.5	20.5	MM 660	673	1219	508	470	584-838	495	521
	OVERALL DIMENSIONS			SEAT DIMENSIONS			BACK DIMENSIONS																										
	W	D	H	W	D	H	W	H																									
	IN 26	26.5	48	20	18.5	23-33	19.5	20.5																									
MM 660	673	1219	508	470	584-838	495	521																										
RTA 2    courier    1 per carton    CANADA    CERTIFIED																																	
 <p><b>Synchro-Tilter, Mesh Back and Seat</b>                      Unit weight: 42 LB   19.1 KG                      Carton weight: 51 LB   23.13 KG                      Carton volume: 10.5 FT³   0.29 MT³</p>	List price <b>MVL2821</b> 781 Black mesh Ergonomic features: A, B, C, D, H, L, M																																
	<table border="1"> <thead> <tr> <th colspan="3">OVERALL DIMENSIONS</th> <th colspan="3">SEAT DIMENSIONS</th> <th colspan="2">BACK DIMENSIONS</th> </tr> <tr> <th>W</th> <th>D</th> <th>H</th> <th>W</th> <th>D</th> <th>H</th> <th>W</th> <th>H</th> </tr> </thead> <tbody> <tr> <td>IN 26</td> <td>26.5</td> <td>39.5</td> <td>20</td> <td>18.5</td> <td>16.5-21.5</td> <td>19.5</td> <td>20.5</td> </tr> <tr> <td>MM 660</td> <td>673</td> <td>1003</td> <td>508</td> <td>470</td> <td>419-546</td> <td>495</td> <td>521</td> </tr> </tbody> </table>	OVERALL DIMENSIONS			SEAT DIMENSIONS			BACK DIMENSIONS		W	D	H	W	D	H	W	H	IN 26	26.5	39.5	20	18.5	16.5-21.5	19.5	20.5	MM 660	673	1003	508	470	419-546	495	521
	OVERALL DIMENSIONS			SEAT DIMENSIONS			BACK DIMENSIONS																										
	W	D	H	W	D	H	W	H																									
	IN 26	26.5	39.5	20	18.5	16.5-21.5	19.5	20.5																									
MM 660	673	1003	508	470	419-546	495	521																										
RTA 2    courier    1 per carton    ENGINEERED TESTER ASSEMBLED CONÇU TESTÉ MONTÉ    CERTIFIED																																	
 <p><b>Weight Sensing Synchro-Tilter, Mesh Back and Seat</b>                      Unit weight: 45 LB   20.5 KG                      Carton weight: 57 LB   25.85 KG                      Carton volume: 10.5 FT³   0.29 MT³</p>	List price <b>MVL2835</b> 800 Black mesh Ergonomic features: A, B, C, D, E, H, L, M, U																																
	<table border="1"> <thead> <tr> <th colspan="3">OVERALL DIMENSIONS</th> <th colspan="3">SEAT DIMENSIONS</th> <th colspan="2">BACK DIMENSIONS</th> </tr> <tr> <th>W</th> <th>D</th> <th>H</th> <th>W</th> <th>D</th> <th>H</th> <th>W</th> <th>H</th> </tr> </thead> <tbody> <tr> <td>IN 26</td> <td>23</td> <td>38.25</td> <td>20</td> <td>17</td> <td>17-20.5</td> <td>20</td> <td>20</td> </tr> <tr> <td>MM 660</td> <td>584</td> <td>972</td> <td>508</td> <td>432</td> <td>432-521</td> <td>508</td> <td>508</td> </tr> </tbody> </table>	OVERALL DIMENSIONS			SEAT DIMENSIONS			BACK DIMENSIONS		W	D	H	W	D	H	W	H	IN 26	23	38.25	20	17	17-20.5	20	20	MM 660	584	972	508	432	432-521	508	508
	OVERALL DIMENSIONS			SEAT DIMENSIONS			BACK DIMENSIONS																										
	W	D	H	W	D	H	W	H																									
	IN 26	23	38.25	20	17	17-20.5	20	20																									
MM 660	584	972	508	432	432-521	508	508																										
RTA 2    courier    1 per carton    ENGINEERED TESTER ASSEMBLED CONÇU TESTÉ MONTÉ    CERTIFIED																																	
 <p><b>Multi-Tilter, Mesh Back and Seat</b>                      Unit weight: 47 LB   21.4 KG                      Carton weight: 56 LB   25.4 KG                      Carton volume: 10.5 FT³   0.29 MT³</p>	List price <b>MVL2823</b> 846 Black mesh Ergonomic features: A, B, C, D, F, G, H, M, S																																
	<table border="1"> <thead> <tr> <th colspan="3">OVERALL DIMENSIONS</th> <th colspan="3">SEAT DIMENSIONS</th> <th colspan="2">BACK DIMENSIONS</th> </tr> <tr> <th>W</th> <th>D</th> <th>H</th> <th>W</th> <th>D</th> <th>H</th> <th>W</th> <th>H</th> </tr> </thead> <tbody> <tr> <td>IN 26</td> <td>27</td> <td>39.5</td> <td>20</td> <td>18.5</td> <td>17.5-22.5</td> <td>19.5</td> <td>20</td> </tr> <tr> <td>MM 660</td> <td>686</td> <td>1003</td> <td>508</td> <td>470</td> <td>445-572</td> <td>495</td> <td>508</td> </tr> </tbody> </table>	OVERALL DIMENSIONS			SEAT DIMENSIONS			BACK DIMENSIONS		W	D	H	W	D	H	W	H	IN 26	27	39.5	20	18.5	17.5-22.5	19.5	20	MM 660	686	1003	508	470	445-572	495	508
	OVERALL DIMENSIONS			SEAT DIMENSIONS			BACK DIMENSIONS																										
	W	D	H	W	D	H	W	H																									
	IN 26	27	39.5	20	18.5	17.5-22.5	19.5	20																									
MM 660	686	1003	508	470	445-572	495	508																										
RTA 2    courier    1 per carton    ENGINEERED TESTER ASSEMBLED CONÇU TESTÉ MONTÉ    CERTIFIED																																	

DESCRIPTION	MODEL# / FEATURES																																
 <p><b>Tilter, Mesh Back and Seat</b>                      Unit weight: 40 LB   18.2 KG                      Carton weight: 49 LB   22.23 KG                      Carton volume: 10.5 FT³   0.29 MT³</p>	<p>List price</p> <p><b>MVL2824</b> Black mesh 750</p>																																
	<table border="1"> <thead> <tr> <th colspan="3">OVERALL DIMENSIONS</th> <th colspan="3">SEAT DIMENSIONS</th> <th colspan="2">BACK DIMENSIONS</th> </tr> <tr> <th>W</th> <th>D</th> <th>H</th> <th>W</th> <th>D</th> <th>H</th> <th>W</th> <th>H</th> </tr> </thead> <tbody> <tr> <td>IN 26</td> <td>26.5</td> <td>38.5</td> <td>20</td> <td>18.5</td> <td>16.5-21.5</td> <td>19.5</td> <td>20.5</td> </tr> <tr> <td>MM 660</td> <td>673</td> <td>978</td> <td>508</td> <td>470</td> <td>419-546</td> <td>495</td> <td>521</td> </tr> </tbody> </table>	OVERALL DIMENSIONS			SEAT DIMENSIONS			BACK DIMENSIONS		W	D	H	W	D	H	W	H	IN 26	26.5	38.5	20	18.5	16.5-21.5	19.5	20.5	MM 660	673	978	508	470	419-546	495	521
	OVERALL DIMENSIONS			SEAT DIMENSIONS			BACK DIMENSIONS																										
	W	D	H	W	D	H	W	H																									
	IN 26	26.5	38.5	20	18.5	16.5-21.5	19.5	20.5																									
MM 660	673	978	508	470	419-546	495	521																										
<p>Ergonomic features: A, B, C, D, E, H, M, S</p> <p>RTA 2  1 per carton  </p>																																	
List price																																	
<p><b>MVL2826</b> Black mesh 686</p>																																	
 <p><b>Task, Mesh Back and Seat</b>                      Unit weight: 32 LB   14.5 KG                      Carton weight: 41 LB   18.6 KG                      Carton volume: 10.5 FT³   0.29 MT³</p>	<p>List price</p> <p><b>MVL2826</b> Black mesh 686</p>																																
	<table border="1"> <thead> <tr> <th colspan="3">OVERALL DIMENSIONS</th> <th colspan="3">SEAT DIMENSIONS</th> <th colspan="2">BACK DIMENSIONS</th> </tr> <tr> <th>W</th> <th>D</th> <th>H</th> <th>W</th> <th>D</th> <th>H</th> <th>W</th> <th>H</th> </tr> </thead> <tbody> <tr> <td>IN 26</td> <td>26.5</td> <td>37</td> <td>20</td> <td>18.5</td> <td>16-21</td> <td>19.5</td> <td>20.5</td> </tr> <tr> <td>MM 660</td> <td>673</td> <td>940</td> <td>508</td> <td>470</td> <td>406-533</td> <td>495</td> <td>521</td> </tr> </tbody> </table>	OVERALL DIMENSIONS			SEAT DIMENSIONS			BACK DIMENSIONS		W	D	H	W	D	H	W	H	IN 26	26.5	37	20	18.5	16-21	19.5	20.5	MM 660	673	940	508	470	406-533	495	521
	OVERALL DIMENSIONS			SEAT DIMENSIONS			BACK DIMENSIONS																										
	W	D	H	W	D	H	W	H																									
	IN 26	26.5	37	20	18.5	16-21	19.5	20.5																									
MM 660	673	940	508	470	406-533	495	521																										
<p>Ergonomic features: C, D, E, H, M</p> <p>RTA 2  1 per carton  </p>																																	
List price																																	
<p><b>MVL2827</b> Black mesh 779</p>																																	
 <p><b>Armless Height Adjustable, Mesh Back and Seat</b>                      Unit weight: 31 LB   14.1 KG                      Carton weight: 40 LB   18.14 KG                      Carton volume: 10.5 FT³   0.29 MT³</p>	<p>List price</p> <p><b>MVL2827</b> Black mesh 779</p>																																
	<table border="1"> <thead> <tr> <th colspan="3">OVERALL DIMENSIONS</th> <th colspan="3">SEAT DIMENSIONS</th> <th colspan="2">BACK DIMENSIONS</th> </tr> <tr> <th>W</th> <th>D</th> <th>H</th> <th>W</th> <th>D</th> <th>H</th> <th>W</th> <th>H</th> </tr> </thead> <tbody> <tr> <td>IN 20</td> <td>26.5</td> <td>48</td> <td>20</td> <td>18.5</td> <td>23-33</td> <td>19.5</td> <td>20.5</td> </tr> <tr> <td>MM 508</td> <td>673</td> <td>1219</td> <td>508</td> <td>470</td> <td>584-838</td> <td>495</td> <td>521</td> </tr> </tbody> </table>	OVERALL DIMENSIONS			SEAT DIMENSIONS			BACK DIMENSIONS		W	D	H	W	D	H	W	H	IN 20	26.5	48	20	18.5	23-33	19.5	20.5	MM 508	673	1219	508	470	584-838	495	521
	OVERALL DIMENSIONS			SEAT DIMENSIONS			BACK DIMENSIONS																										
	W	D	H	W	D	H	W	H																									
	IN 20	26.5	48	20	18.5	23-33	19.5	20.5																									
MM 508	673	1219	508	470	584-838	495	521																										
<p>Ergonomic features: C, D, M</p> <p>RTA 2  1 per carton  </p>																																	
List price																																	
<p><b>MVL2828</b> Black mesh 901</p>																																	
 <p><b>Height Adjustable w/Arms, Mesh Back and Seat</b>                      Unit weight: 37 LB   16.8 KG                      Carton weight: 46 LB   20.87 KG                      Carton volume: 10.5 FT³   0.29 MT³</p>	<p>List price</p> <p><b>MVL2828</b> Black mesh 901</p>																																
	<table border="1"> <thead> <tr> <th colspan="3">OVERALL DIMENSIONS</th> <th colspan="3">SEAT DIMENSIONS</th> <th colspan="2">BACK DIMENSIONS</th> </tr> <tr> <th>W</th> <th>D</th> <th>H</th> <th>W</th> <th>D</th> <th>H</th> <th>W</th> <th>H</th> </tr> </thead> <tbody> <tr> <td>IN 26</td> <td>26.5</td> <td>48</td> <td>20</td> <td>18.5</td> <td>23-33</td> <td>19.5</td> <td>20.5</td> </tr> <tr> <td>MM 660</td> <td>673</td> <td>1219</td> <td>508</td> <td>470</td> <td>584-838</td> <td>495</td> <td>521</td> </tr> </tbody> </table>	OVERALL DIMENSIONS			SEAT DIMENSIONS			BACK DIMENSIONS		W	D	H	W	D	H	W	H	IN 26	26.5	48	20	18.5	23-33	19.5	20.5	MM 660	673	1219	508	470	584-838	495	521
	OVERALL DIMENSIONS			SEAT DIMENSIONS			BACK DIMENSIONS																										
	W	D	H	W	D	H	W	H																									
	IN 26	26.5	48	20	18.5	23-33	19.5	20.5																									
MM 660	673	1219	508	470	584-838	495	521																										
<p>Ergonomic features: C, D, H, M</p> <p>RTA 2  1 per carton  </p>																																	
List price																																	
<p><b>MVL2828</b> Black mesh 901</p>																																	

JAVA



model OTG10902

STANDARD FEATURES

- Tilter chair with durable rear shroud.
- Flared fixed loop arms.
- Black frame and Black spider base.
- Dual wheel carpet casters (C65) are standard.
- Only available in Black mesh fabric (MS20) seat with contrasting Grey mesh back.
- Compliant with the emissions guidelines set by the GREENGUARD Environmental Institute.
- Limited warranty (2-year exceptions apply - see page 151).
- Weight capacity for this series is 300 lbs.

CHAIR ADJUSTMENTS

- Center tilt with upright position tilt lock.
- Tilt tension adjustment.
- Pneumatic seat height adjustment.

OPTIONAL FEATURES

- Hard surface flooring casters (**C65R**) can be purchased separately. Add \$96/set.

DESCRIPTION

MODEL# / FEATURES



High Back Tilter

Unit weight: 28 LB | 12.7 KG  
 Carton weight: 28 LB | 12.7 KG  
 Carton volume: 3.4 FT³ | 0.09 MT³

Ergonomic features:  
 A, B, C, M, N, S

List price

OTG10902 383

OVERALL DIMENSIONS			SEAT DIMENSIONS			BACK DIMENSIONS		
	W	D	H	W	D	H	W	H
IN	24	23	39	19.5	17	17-21	18	20
MM	610	584	991	495	432	432-533	457	508

RTA 8



1 per carton



KAYSEE



model OTG12112B

STANDARD FEATURES



- Mesh high back tilter chair.
- Standard with height adjustable T-arms with self-skinned urethane (SSU) armcaps.
- Black base with dual wheel carpet casters (C1) are standard.
- Only available with Black bonded leather seat and Black mesh back.
- Compliant with the emissions guidelines set by the GREENGUARD Environmental Institute.
- Limited warranty (2-year exceptions apply - see page 151).
- Weight capacity for this series is 300 lbs.

CHAIR ADJUSTMENTS

- Center tilt with upright position tilt lock.
- Tilt tension adjustment.
- Height adjustable flexible lumbar support.
- Pneumatic seat height adjustment.

OPTIONAL FEATURES

- Hard surface flooring casters (C9R) can be purchased separately. Add \$96/set.

DESCRIPTION	MODEL# / FEATURES	List price																															
 <p><b>High Back Tilter</b>                      Unit weight: 40 LB   18.14 KG                      Carton weight: 40 LB   18.14 KG                      Carton volume: 4.1 FT<sup>3</sup>   0.11 MT<sup>3</sup></p>	<p>OTG12112B</p> <p>Ergonomic features: A, B, C, D, H, M, N, S</p>	476																															
		<table border="1"> <thead> <tr> <th colspan="3">OVERALL DIMENSIONS</th> <th colspan="3">SEAT DIMENSIONS</th> <th colspan="2">BACK DIMENSIONS</th> </tr> <tr> <th></th> <th>W</th> <th>D</th> <th>W</th> <th>D</th> <th>H</th> <th>W</th> <th>H</th> </tr> </thead> <tbody> <tr> <td>IN</td> <td>25</td> <td>24</td> <td>20</td> <td>18</td> <td>16.5-20.5</td> <td>18</td> <td>22</td> </tr> <tr> <td>MM</td> <td>635</td> <td>610</td> <td>508</td> <td>457</td> <td>419-521</td> <td>457</td> <td>559</td> </tr> </tbody> </table>		OVERALL DIMENSIONS			SEAT DIMENSIONS			BACK DIMENSIONS			W	D	W	D	H	W	H	IN	25	24	20	18	16.5-20.5	18	22	MM	635	610	508	457	419-521
OVERALL DIMENSIONS			SEAT DIMENSIONS			BACK DIMENSIONS																											
	W	D	W	D	H	W	H																										
IN	25	24	20	18	16.5-20.5	18	22																										
MM	635	610	508	457	419-521	457	559																										
		<p>RTA 8</p> <p>courier</p> <p>1 per carton</p> <p></p>																															

## KAZAN



model OTG11670B

### STANDARD FEATURES



- Unique design by Zooney Chu.
- Comfortable multi-segmented cushions with deep padding.
- Double needle decorative stitch details.
- Fully upholstered arms.
- Dual wheel carpet casters (C65) are standard.
- Seating surfaces are upholstered in Black bonded leather.
- Compliant with the emissions guidelines set by the GREENGUARD Environmental Institute.
- Limited warranty (2-year exceptions apply - see page 151).
- Weight capacity for this series is 300 lbs.

### CHAIR ADJUSTMENTS

- Center tilt with upright position tilt lock.
- Tilt tension adjustment.
- Pneumatic seat height adjustment.

### OPTIONAL FEATURES

- Hard surface flooring casters (**C65R**) can be purchased separately. Add \$96/set.

DESCRIPTION	MODEL# / FEATURES	List price								
 <p><b>High Back Tilter</b> Unit weight: 60 LB   27.21 KG Carton weight: 60 LB   27.22 KG Carton volume: 8 FT³   0.22 MT³</p>	<b>OTG11670B</b>  Ergonomic features: A, B, C, M, N, S	<b>OVERALL DIMENSIONS</b>			<b>SEAT DIMENSIONS</b>			<b>BACK DIMENSIONS</b>		
		<b>W</b>	<b>D</b>	<b>H</b>	<b>W</b>	<b>D</b>	<b>H</b>	<b>W</b>	<b>H</b>	
		IN 25.5 MM 648	29.5 749	46 1168	21.5 546	20 508	17-21 432-533	17.5 445	27.5 699	
		<b>RTA 8</b>	<b>courier</b>	1 per carton						

## KAZAN FX



model OTG2136

### STANDARD FEATURES



- High back synchro-tilter chair with an integrated headrest and multi-segmented cushions that cradle the body for exceptional comfort.
- Standard with height adjustable T-arms with sliding and rotating self-skinned urethane armcaps.
- Black metal base with dual wheel carpet casters are standard.
- Seating surfaces are upholstered in Black bonded leather with Blue accent trim and matching Blue stitching.
- Compliant with the emissions guidelines set by the GREENGUARD Environmental Institute.
- Limited warranty (2-year exceptions apply - see page 151).
- Weight capacity for this series is 300 lbs.

### CHAIR ADJUSTMENTS

- Synchro tilt with multi-position tilt lock.
- Tilt tension adjustment.
- Seat depth adjustment.
- Pneumatic seat height adjustment.

### OPTIONAL FEATURES

- Hard surface flooring casters (**C65R**) can be purchased separately. Add \$96/set.

DESCRIPTION	MODEL# / FEATURES	List price								
 <p><b>High Back Synchro-Tilter</b> Unit weight: 67.5 LB   30.61 KG Carton weight: 67.5 LB   30.62 KG Carton volume: 9.75 FT³   0.27 MT³</p>	<b>OTG2136</b>  Ergonomic features: A, B, C, E, H, L, M, N, R	<b>OVERALL DIMENSIONS</b>			<b>SEAT DIMENSIONS</b>			<b>BACK DIMENSIONS</b>		
		<b>W</b>	<b>D</b>	<b>H</b>	<b>W</b>	<b>D</b>	<b>H</b>	<b>W</b>	<b>H</b>	
		IN 26 MM 660	27 686	45.75 1162	21.5 546	18.5-20 470-508	18-21.5 457-546	17 432	28 711	
		<b>RTA 8</b>	<b>courier</b>	1 per carton						

KNIGHT



model OTG11360

STANDARD FEATURES





- A versatile all mesh tilter chair designed for conference and collaborative spaces.
- Standard with fixed loop arms.
- Intuitive and easy to use, one single lever for seat height adjustment and for tilt lock.
- One-piece mesh seat and back available in Black only.
- Black frame with a 5-prong, injection molded, fiberglass reinforced Black nylon base with dual wheel carpet casters.
- Black powder coated aluminum under seat structure provides strength and durability.
- Compliant with the emissions guidelines set by the GREENGUARD Environmental Institute.
- Limited warranty (2-year exceptions apply - see page 151).
- Weight capacity for this series is 300 lbs.

CHAIR ADJUSTMENTS

- Tilter mechanism with upright position tilt lock.
- Pneumatic seat height adjustment.

OPTIONAL FEATURES

- Hard surface flooring casters (C9R) can be purchased separately. Add \$96/set.

DESCRIPTION	MODEL# / FEATURES	List price							
 <p><b>Medium Back Tilter</b> Unit weight: 29 LB   13.15 KG Carton weight: 29 LB   13.15 KG Carton volume: 7 FT³   0.19 MT³</p>	<b>OTG11360</b>  Ergonomic features: B, C, M, S	510							
		OVERALL DIMENSIONS			SEAT DIMENSIONS			BACK DIMENSIONS	
		W	D	H	W	D	H	W	H
IN 22	22.5	36.5	19.5	17.5	16.5-21.5	18.75	17.5		
MM 559	572	927	495	445	419-546	476	445		
		Ergonomic features: B, C, M, S				1 per carton			

KODY



model OTG13110

STANDARD FEATURES





- High back synchro-tilter chair with an integrated mechanism for a sleek and polished appearance.
- Standard with height adjustable T-arms with self-skinned urethane (SSU) armcaps.
- Standard with Black polyester fabric seat and Black mesh back.
- Black frame with a 5-prong, injection molded, fiberglass reinforced Black nylon base with dual wheel carpet casters.
- Compliant with the emissions guidelines set by the GREENGUARD Environmental Institute.
- Limited warranty (2-year exceptions apply - see page 151).
- Weight capacity for this series is 300 lbs.

CHAIR ADJUSTMENTS

- Synchro tilt with multi-position tilt lock.
- Two-setting tilt tension adjustment.
- Pneumatic seat height adjustment.

OPTIONAL FEATURES

- Hard surface flooring casters (C9R) can be purchased separately. Add \$96/set.

DESCRIPTION	MODEL# / FEATURES	List price							
 <p><b>High Back Synchro-Tilter</b> Unit weight: 31 LB   14.06 KG Carton weight: 31 LB   14.06 KG Carton volume: 5.5 FT³   0.15 MT³</p>	<b>OTG13110</b>  Ergonomic features: A, B, C, H, L, M, N	572							
		OVERALL DIMENSIONS			SEAT DIMENSIONS			BACK DIMENSIONS	
		W	D	H	W	D	H	W	H
IN 26.5	22.5	41.75	21	17	19-24	18	22		
MM 673	572	1060	533	432	483-610	457	559		
		Ergonomic features: A, B, C, H, L, M, N				1 per carton			

## KOMPANION



## STANDARD FEATURES




- Guest, multi-purpose and counter/bar stool seating crafted to provide maximum comfort. Designed by Zooney Chu, Canadian made.
  - Guest chairs have polymer armcaps (except armless models), a welded steel wall saver frame and are shipped fully assembled.
  - Models MVL2809, MVL2819, MVL2831 and MVL2832 are stackable up to 5 high on floor.
  - Mesh back and upholstered seat models: Mesh back is available in Black (MS69), Natural (MS74) or Stone (MS71) and seating surfaces can be upholstered in LuxPlus vinyl (various colours) or in all Global grade 1 seating textiles (see page 147).
  - Compliant with the emissions guidelines set by the GREENGUARD Environmental Institute.
  - Limited warranty (5-year exceptions apply - see page 151).
  - Weight capacity for this series is 300 lbs.
- Bantam is a durable, bleach cleanable (9:1) vinyl, but due to the stiff nature of the textile, this vinyl is prone to bunching and will not upholster as smoothly as other coverings in this series.

## ALTERNATE TEXTILE OPTIONS

- Graded-in textiles are available. No minimum quantities. Contact Customer Service for pricing.

## OPTIONAL FEATURES

- For hard surface flooring casters, please specify (C1R). Add \$17/set.

DESCRIPTION	MODEL# / FEATURES	List price																																
 <p><b>Guest Chair, Mesh Back and Uph Seat</b> Unit weight: 20 LB   9.1 KG Carton weight: 28 LB   12.7 KG Carton volume: 16.75 FT<sup>3</sup>   0.47 MT<sup>3</sup></p>	<p><b>MVL2809</b> LuxPlus or fabric</p> <p>Stacks 5 high.</p> <p>Ergonomic features: M, N</p>	<p>535</p> <table border="1"> <thead> <tr> <th colspan="3">OVERALL DIMENSIONS</th> <th colspan="3">SEAT DIMENSIONS</th> <th colspan="2">BACK DIMENSIONS</th> </tr> <tr> <th>W</th> <th>D</th> <th>H</th> <th>W</th> <th>D</th> <th>H</th> <th>W</th> <th>H</th> </tr> </thead> <tbody> <tr> <td>IN 25.25</td> <td>24</td> <td>34.5</td> <td>19.5</td> <td>18</td> <td>17.5</td> <td>19</td> <td>17</td> </tr> <tr> <td>MM 641</td> <td>610</td> <td>876</td> <td>495</td> <td>457</td> <td>445</td> <td>483</td> <td>432</td> </tr> </tbody> </table> <p>RTA 00 1 per carton</p> <p>CANADA GREENGUARD</p>	OVERALL DIMENSIONS			SEAT DIMENSIONS			BACK DIMENSIONS		W	D	H	W	D	H	W	H	IN 25.25	24	34.5	19.5	18	17.5	19	17	MM 641	610	876	495	457	445	483	432
OVERALL DIMENSIONS			SEAT DIMENSIONS			BACK DIMENSIONS																												
W	D	H	W	D	H	W	H																											
IN 25.25	24	34.5	19.5	18	17.5	19	17																											
MM 641	610	876	495	457	445	483	432																											
 <p><b>Guest Chair, Uph Back and Seat</b> Unit weight: 20 LB   9.1 KG Carton weight: 28 LB   12.7 KG Carton volume: 16.75 FT<sup>3</sup>   0.47 MT<sup>3</sup></p>	<p><b>MVL2819</b> LuxPlus or fabric</p> <p>Stacks 5 high.</p> <p>Back exterior upholstered in Jenny, Ebony (JN02).</p> <p>Ergonomic features: M, N</p>	<p>628</p> <table border="1"> <thead> <tr> <th colspan="3">OVERALL DIMENSIONS</th> <th colspan="3">SEAT DIMENSIONS</th> <th colspan="2">BACK DIMENSIONS</th> </tr> <tr> <th>W</th> <th>D</th> <th>H</th> <th>W</th> <th>D</th> <th>H</th> <th>W</th> <th>H</th> </tr> </thead> <tbody> <tr> <td>IN 25.25</td> <td>24</td> <td>34.5</td> <td>19.5</td> <td>18</td> <td>17.5</td> <td>19</td> <td>17</td> </tr> <tr> <td>MM 641</td> <td>610</td> <td>876</td> <td>495</td> <td>457</td> <td>445</td> <td>483</td> <td>432</td> </tr> </tbody> </table> <p>RTA 00 1 per carton</p> <p>CANADA GREENGUARD</p>	OVERALL DIMENSIONS			SEAT DIMENSIONS			BACK DIMENSIONS		W	D	H	W	D	H	W	H	IN 25.25	24	34.5	19.5	18	17.5	19	17	MM 641	610	876	495	457	445	483	432
OVERALL DIMENSIONS			SEAT DIMENSIONS			BACK DIMENSIONS																												
W	D	H	W	D	H	W	H																											
IN 25.25	24	34.5	19.5	18	17.5	19	17																											
MM 641	610	876	495	457	445	483	432																											
 <p><b>Armless Guest Chair, Mesh Back and Uph Seat</b> Unit weight: 19 LB   8.6 KG Carton weight: 27 LB   12.25 KG Carton volume: 15.25 FT<sup>3</sup>   0.43 MT<sup>3</sup></p>	<p><b>MVL2831</b> LuxPlus or fabric</p> <p>Stacks 5 high.</p> <p>Ergonomic features: M, N</p>	<p>498</p> <table border="1"> <thead> <tr> <th colspan="3">OVERALL DIMENSIONS</th> <th colspan="3">SEAT DIMENSIONS</th> <th colspan="2">BACK DIMENSIONS</th> </tr> <tr> <th>W</th> <th>D</th> <th>H</th> <th>W</th> <th>D</th> <th>H</th> <th>W</th> <th>H</th> </tr> </thead> <tbody> <tr> <td>IN 20</td> <td>24</td> <td>34.5</td> <td>19.5</td> <td>18</td> <td>17.5</td> <td>19</td> <td>17</td> </tr> <tr> <td>MM 508</td> <td>610</td> <td>876</td> <td>495</td> <td>457</td> <td>445</td> <td>483</td> <td>432</td> </tr> </tbody> </table> <p>RTA 00 1 per carton</p> <p>CANADA GREENGUARD</p>	OVERALL DIMENSIONS			SEAT DIMENSIONS			BACK DIMENSIONS		W	D	H	W	D	H	W	H	IN 20	24	34.5	19.5	18	17.5	19	17	MM 508	610	876	495	457	445	483	432
OVERALL DIMENSIONS			SEAT DIMENSIONS			BACK DIMENSIONS																												
W	D	H	W	D	H	W	H																											
IN 20	24	34.5	19.5	18	17.5	19	17																											
MM 508	610	876	495	457	445	483	432																											

**DESCRIPTION MODEL# / FEATURES**



**Armless Guest Chair, Uph Back and Seat**

Unit weight: 20 LB | 9.1 KG  
 Carton weight: 28 LB | 12.7 KG  
 Carton volume: 15.25 FT<sup>3</sup> | 0.43 MT<sup>3</sup>

List price

**MVL2832** 591  
 LuxPlus or fabric

Stacks 5 high.

Back exterior upholstered in Jenny, Ebony (JN02).

Ergonomic features: M, N

	OVERALL DIMENSIONS			SEAT DIMENSIONS			BACK DIMENSIONS	
	W	D	H	W	D	H	W	H
IN	20	24	34.5	19.5	18	17.5	19	17
MM	508	610	876	495	457	445	483	432

List price

**MVL2809C** 647  
 LuxPlus or fabric



**Guest Chair w/Casters, Mesh Back and Uph Seat**

Unit weight: 20 LB | 9.1 KG  
 Carton weight: 28 LB | 12.7 KG  
 Carton volume: 16.75 FT<sup>3</sup> | 0.47 MT<sup>3</sup>

Ergonomic features: M, N

	OVERALL DIMENSIONS			SEAT DIMENSIONS			BACK DIMENSIONS	
	W	D	H	W	D	H	W	H
IN	25.25	24	34.5	19.5	18	17.5	19	17
MM	641	610	876	495	457	445	483	432

List price

**MVL2819C** 735  
 LuxPlus or fabric



**Guest Chair w/Casters, Uph Back and Seat**

Unit weight: 20 LB | 9.1 KG  
 Carton weight: 28 LB | 12.7 KG  
 Carton volume: 16.75 FT<sup>3</sup> | 0.47 MT<sup>3</sup>

Back exterior upholstered in Jenny, Ebony (JN02).

Ergonomic features: M, N

	OVERALL DIMENSIONS			SEAT DIMENSIONS			BACK DIMENSIONS	
	W	D	H	W	D	H	W	H
IN	25.25	24	34.5	19.5	18	17.5	19	17
MM	641	610	876	495	457	445	483	432

List price

**MVL2831C** 611  
 LuxPlus or fabric



**Armless Guest Chair w/Casters, Mesh Back and Uph Seat**

Unit weight: 19 LB | 8.6 KG  
 Carton weight: 27 LB | 12.25 KG  
 Carton volume: 15.25 FT<sup>3</sup> | 0.43 MT<sup>3</sup>

Ergonomic features: M, N

	OVERALL DIMENSIONS			SEAT DIMENSIONS			BACK DIMENSIONS	
	W	D	H	W	D	H	W	H
IN	20	24	34.5	19.5	18	17.5	19	17
MM	508	610	876	495	457	445	483	432

List price

**MVL2832C** 697  
 LuxPlus or fabric


















**Armless Guest Chair w/Casters, Uph Back and Seat**

Unit weight: 20 LB | 9.1 KG  
 Carton weight: 28 LB | 12.7 KG  
 Carton volume: 15.25 FT<sup>3</sup> | 0.43 MT<sup>3</sup>

Back exterior upholstered in Jenny, Ebony (JN02).

Ergonomic features: M, N

	OVERALL DIMENSIONS			SEAT DIMENSIONS			BACK DIMENSIONS	
	W	D	H	W	D	H	W	H
IN	20	24	34.5	19.5	18	17.5	19	17
MM	508	610	876	495	457	445	483	432

DESCRIPTION		MODEL# / FEATURES																																		
 <p><b>Guest Counter Stool, Mesh Back and Uph Seat</b>                      Unit weight: 23 LB   10.5 KG                      Carton weight: 32 LB   14.51 KG                      Carton volume: 17.5 FT³   0.49 MT³</p>	<p><b>MVL2809CSMU</b> LuxPlus or fabric</p> <p>Ergonomic features: M, N</p>	List price	795																																	
		<table border="1"> <thead> <tr> <th colspan="3">OVERALL DIMENSIONS</th> <th colspan="3">SEAT DIMENSIONS</th> <th colspan="2">BACK DIMENSIONS</th> </tr> <tr> <th>W</th> <th>D</th> <th>H</th> <th>W</th> <th>D</th> <th>H</th> <th>W</th> <th>H</th> </tr> </thead> <tbody> <tr> <td>IN 25</td> <td>25</td> <td>41</td> <td>19.5</td> <td>17.5</td> <td>24.5</td> <td>18.5</td> <td>16.5</td> </tr> <tr> <td>MM 635</td> <td>635</td> <td>1041</td> <td>495</td> <td>445</td> <td>622</td> <td>470</td> <td>419</td> </tr> </tbody> </table>		OVERALL DIMENSIONS			SEAT DIMENSIONS			BACK DIMENSIONS		W	D	H	W	D	H	W	H	IN 25	25	41	19.5	17.5	24.5	18.5	16.5	MM 635	635	1041	495	445	622	470	419	
		OVERALL DIMENSIONS			SEAT DIMENSIONS			BACK DIMENSIONS																												
		W	D	H	W	D	H	W	H																											
		IN 25	25	41	19.5	17.5	24.5	18.5	16.5																											
MM 635	635	1041	495	445	622	470	419																													
<p>RTA 00</p>	1 per carton	 																																		
 <p><b>Guest Counter Stool, Uph Back and Seat</b>                      Unit weight: 23 LB   10.5 KG                      Carton weight: 32 LB   14.51 KG                      Carton volume: 17.5 FT³   0.49 MT³</p>	<p><b>MVL2809CSUU</b> LuxPlus or fabric</p> <p>Ergonomic features: M, N</p>	List price	892																																	
		<table border="1"> <thead> <tr> <th colspan="3">OVERALL DIMENSIONS</th> <th colspan="3">SEAT DIMENSIONS</th> <th colspan="2">BACK DIMENSIONS</th> </tr> <tr> <th>W</th> <th>D</th> <th>H</th> <th>W</th> <th>D</th> <th>H</th> <th>W</th> <th>H</th> </tr> </thead> <tbody> <tr> <td>IN 25</td> <td>25</td> <td>41</td> <td>19.5</td> <td>18.5</td> <td>24.5</td> <td>18.5</td> <td>16.5</td> </tr> <tr> <td>MM 635</td> <td>635</td> <td>1041</td> <td>495</td> <td>470</td> <td>622</td> <td>470</td> <td>419</td> </tr> </tbody> </table>		OVERALL DIMENSIONS			SEAT DIMENSIONS			BACK DIMENSIONS		W	D	H	W	D	H	W	H	IN 25	25	41	19.5	18.5	24.5	18.5	16.5	MM 635	635	1041	495	470	622	470	419	
		OVERALL DIMENSIONS			SEAT DIMENSIONS			BACK DIMENSIONS																												
		W	D	H	W	D	H	W	H																											
		IN 25	25	41	19.5	18.5	24.5	18.5	16.5																											
MM 635	635	1041	495	470	622	470	419																													
<p>RTA 00</p>	1 per carton	 																																		
 <p><b>Armless Counter Stool, Mesh Back and Uph Seat</b>                      Unit weight: 21.5 LB   9.8 KG                      Carton weight: 32 LB   14.51 KG                      Carton volume: 17 FT³   0.48 MT³</p>	<p><b>MVL2831CSMU</b> LuxPlus or fabric</p> <p>Ergonomic features: M, N</p>	List price	755																																	
		<table border="1"> <thead> <tr> <th colspan="3">OVERALL DIMENSIONS</th> <th colspan="3">SEAT DIMENSIONS</th> <th colspan="2">BACK DIMENSIONS</th> </tr> <tr> <th>W</th> <th>D</th> <th>H</th> <th>W</th> <th>D</th> <th>H</th> <th>W</th> <th>H</th> </tr> </thead> <tbody> <tr> <td>IN 20.75</td> <td>25</td> <td>41</td> <td>19.5</td> <td>17.5</td> <td>24.5</td> <td>18.5</td> <td>16.5</td> </tr> <tr> <td>MM 527</td> <td>635</td> <td>1041</td> <td>495</td> <td>445</td> <td>622</td> <td>470</td> <td>419</td> </tr> </tbody> </table>		OVERALL DIMENSIONS			SEAT DIMENSIONS			BACK DIMENSIONS		W	D	H	W	D	H	W	H	IN 20.75	25	41	19.5	17.5	24.5	18.5	16.5	MM 527	635	1041	495	445	622	470	419	
		OVERALL DIMENSIONS			SEAT DIMENSIONS			BACK DIMENSIONS																												
		W	D	H	W	D	H	W	H																											
		IN 20.75	25	41	19.5	17.5	24.5	18.5	16.5																											
MM 527	635	1041	495	445	622	470	419																													
<p>RTA 00</p>	1 per carton	 																																		
 <p><b>Armless Counter Stool, Uph Back and Seat</b>                      Unit weight: 21.5 LB   9.8 KG                      Carton weight: 31 LB   14.06 KG                      Carton volume: 14 FT³   0.39 MT³</p>	<p><b>MVL2831CSUU</b> LuxPlus or fabric</p> <p>Ergonomic features: M, N</p>	List price	853																																	
		<table border="1"> <thead> <tr> <th colspan="3">OVERALL DIMENSIONS</th> <th colspan="3">SEAT DIMENSIONS</th> <th colspan="2">BACK DIMENSIONS</th> </tr> <tr> <th>W</th> <th>D</th> <th>H</th> <th>W</th> <th>D</th> <th>H</th> <th>W</th> <th>H</th> </tr> </thead> <tbody> <tr> <td>IN 20.75</td> <td>25</td> <td>41</td> <td>19.5</td> <td>18.5</td> <td>24.5</td> <td>18.5</td> <td>16.5</td> </tr> <tr> <td>MM 527</td> <td>635</td> <td>1041</td> <td>495</td> <td>470</td> <td>622</td> <td>470</td> <td>419</td> </tr> </tbody> </table>		OVERALL DIMENSIONS			SEAT DIMENSIONS			BACK DIMENSIONS		W	D	H	W	D	H	W	H	IN 20.75	25	41	19.5	18.5	24.5	18.5	16.5	MM 527	635	1041	495	470	622	470	419	
		OVERALL DIMENSIONS			SEAT DIMENSIONS			BACK DIMENSIONS																												
		W	D	H	W	D	H	W	H																											
		IN 20.75	25	41	19.5	18.5	24.5	18.5	16.5																											
MM 527	635	1041	495	470	622	470	419																													
<p>RTA 00</p>	1 per carton	 																																		
 <p><b>Guest Bar Stool, Mesh Back and Uph Seat</b>                      Unit weight: 25.5 LB   11.6 KG                      Carton weight: 36 LB   16.33 KG                      Carton volume: 20 FT³   0.56 MT³</p>	<p><b>MVL2809BSMU</b> LuxPlus or fabric</p> <p>Ergonomic features: M, N</p>	List price	795																																	
		<table border="1"> <thead> <tr> <th colspan="3">OVERALL DIMENSIONS</th> <th colspan="3">SEAT DIMENSIONS</th> <th colspan="2">BACK DIMENSIONS</th> </tr> <tr> <th>W</th> <th>D</th> <th>H</th> <th>W</th> <th>D</th> <th>H</th> <th>W</th> <th>H</th> </tr> </thead> <tbody> <tr> <td>IN 25</td> <td>25.75</td> <td>45</td> <td>19.5</td> <td>17.5</td> <td>28.5</td> <td>18.5</td> <td>16.5</td> </tr> <tr> <td>MM 635</td> <td>654</td> <td>1143</td> <td>495</td> <td>445</td> <td>724</td> <td>470</td> <td>419</td> </tr> </tbody> </table>		OVERALL DIMENSIONS			SEAT DIMENSIONS			BACK DIMENSIONS		W	D	H	W	D	H	W	H	IN 25	25.75	45	19.5	17.5	28.5	18.5	16.5	MM 635	654	1143	495	445	724	470	419	
		OVERALL DIMENSIONS			SEAT DIMENSIONS			BACK DIMENSIONS																												
		W	D	H	W	D	H	W	H																											
		IN 25	25.75	45	19.5	17.5	28.5	18.5	16.5																											
MM 635	654	1143	495	445	724	470	419																													
<p>RTA 00</p>	1 per carton	 																																		

**DESCRIPTION MODEL# / FEATURES**



**Guest Bar Stool, Uph Back and Seat**

Unit weight: 25.5 LB | 11.6 KG  
 Carton weight: 36 LB | 16.33 KG  
 Carton volume: 24 FT³ | 0.67 MT³

List price  
**MVL2809BSUU**  
 LuxPlus or fabric 892

	OVERALL DIMENSIONS			SEAT DIMENSIONS			BACK DIMENSIONS	
	W	D	H	W	D	H	W	H
IN	25	25.75	45	19.5	18.5	28.5	18.5	16.5
MM	635	654	1143	495	470	724	470	419

Ergonomic features:  
 M, N

**RTA 00**

1 per carton



**Armless Guest Bar Stool, Mesh Back and Uph Seat**

Unit weight: 24 LB | 10.9 KG  
 Carton weight: 34 LB | 15.42 KG  
 Carton volume: 19.25 FT³ | 0.54 MT³

List price  
**MVL2831BSMU**  
 LuxPlus or fabric 755

	OVERALL DIMENSIONS			SEAT DIMENSIONS			BACK DIMENSIONS	
	W	D	H	W	D	H	W	H
IN	20.75	25.75	45	19.5	17.5	28.5	18.5	16.5
MM	527	654	1143	495	445	724	470	419

Ergonomic features:  
 M, N

**RTA 00**

1 per carton



**Armless Guest Bar Stool, Uph Back and Seat**

Unit weight: 24 LB | 10.9 KG  
 Carton weight: 34 LB | 15.42 KG  
 Carton volume: 15.75 FT³ | 0.44 MT³

List price  
**MVL2831BSUU**  
 LuxPlus or fabric 853

	OVERALL DIMENSIONS			SEAT DIMENSIONS			BACK DIMENSIONS	
	W	D	H	W	D	H	W	H
IN	20.75	25.75	45	19.5	18.5	28.5	18.5	16.5
MM	527	654	1143	495	470	724	470	419

Ergonomic features:  
 M, N

**RTA 00**

1 per carton






## KYLIE



model OTG11355C

### STANDARD FEATURES

- Lightweight multi-purpose stacking chairs
- Intended for use indoors and outdoors. Chairs must be stored inside during extreme or inclement weather.
- Durable and easy to clean reinforced polypropylene.
- Stackable up to 4 high on floor.
- Stackable up to 8 high on dolly (OTG6756).
- Available in Cadet (**C**), Grey (**G**) and White (**W**).
- Integrated non-slip glides.
- Shipped assembled (3 in a carton).
- Compliant with the emissions guidelines set by the GREENGUARD Environmental Institute.
- Limited warranty (2-year exceptions apply - see Global's warranty on outdoor furniture for additional information on page 151).
- Weight capacity for this series is 300 lbs.

DESCRIPTION		MODEL# / FEATURES																																		
 <p><b>Armless Stacking Chair</b>                      Unit weight: 11.67 LB   5.29 KG                      Carton weight: 11.67 LB   5.29 KG                      Carton volume: 11 FT<sup>3</sup>   0.31 MT</p>		List price																																		
		<p><b>OTG11355C</b>  <b>OTG11355G</b>  <b>OTG11355W</b></p>	260																																	
		<table border="1"> <thead> <tr> <th rowspan="2"></th> <th colspan="3">OVERALL DIMENSIONS</th> <th colspan="3">SEAT DIMENSIONS</th> <th colspan="2">BACK DIMENSIONS</th> </tr> <tr> <th>W</th> <th>D</th> <th>H</th> <th>W</th> <th>D</th> <th>H</th> <th>W</th> <th>H</th> </tr> </thead> <tbody> <tr> <td>IN</td> <td>19</td> <td>20</td> <td>32</td> <td>15.75</td> <td>17</td> <td>18</td> <td>19</td> <td>13.5</td> </tr> <tr> <td>MM</td> <td>483</td> <td>508</td> <td>813</td> <td>400</td> <td>432</td> <td>457</td> <td>483</td> <td>343</td> </tr> </tbody> </table>			OVERALL DIMENSIONS			SEAT DIMENSIONS			BACK DIMENSIONS		W	D	H	W	D	H	W	H	IN	19	20	32	15.75	17	18	19	13.5	MM	483	508	813	400	432	457
	OVERALL DIMENSIONS				SEAT DIMENSIONS			BACK DIMENSIONS																												
	W	D	H	W	D	H	W	H																												
IN	19	20	32	15.75	17	18	19	13.5																												
MM	483	508	813	400	432	457	483	343																												
Stacks 4 high on floor.		<p><b>RTA 00</b> 3 per carton (pricing and specifications are for one chair)</p> 																																		
 <p><b>Dolly</b>                      Unit weight: 10 LB   4.5 KG                      Carton weight: 11 LB   4.99 KG                      Carton volume: 2.4 FT<sup>3</sup>   0.06 MT</p>		List price																																		
		<p><b>OTG6756</b></p>	406																																	
		<table border="1"> <thead> <tr> <th rowspan="2"></th> <th colspan="3">OVERALL DIMENSIONS</th> <th colspan="3">SEAT DIMENSIONS</th> <th colspan="2">BACK DIMENSIONS</th> </tr> <tr> <th>W</th> <th>D</th> <th>H</th> <th>W</th> <th>D</th> <th>H</th> <th>W</th> <th>H</th> </tr> </thead> <tbody> <tr> <td>IN</td> <td>20.75</td> <td>23</td> <td>9.25</td> <td>-</td> <td>-</td> <td>-</td> <td>-</td> <td>-</td> </tr> <tr> <td>MM</td> <td>527</td> <td>584</td> <td>235</td> <td>-</td> <td>-</td> <td>-</td> <td>-</td> <td>-</td> </tr> </tbody> </table>			OVERALL DIMENSIONS			SEAT DIMENSIONS			BACK DIMENSIONS		W	D	H	W	D	H	W	H	IN	20.75	23	9.25	-	-	-	-	-	MM	527	584	235	-	-	-
	OVERALL DIMENSIONS				SEAT DIMENSIONS			BACK DIMENSIONS																												
	W	D	H	W	D	H	W	H																												
IN	20.75	23	9.25	-	-	-	-	-																												
MM	527	584	235	-	-	-	-	-																												
Stacks 8 high on dolly.		<p><b>RTA 00</b> 1 per carton</p>																																		

LITE-LIFT



model OTG11674



STANDARD FEATURES

- Multi-purpose folding chair.
- Lightweight, durable, portable and easy to clean.
- Folds flat for compact storage.
- Molded plastic seat and back in Oyster Grey only.
- Strong steel frame in Charcoal colour with epoxy coating.
- Stackable up to 25 high on dolly (MVL2776). Chairs must be aligned in the same direction.
- Shipped fully assembled.
- Limited warranty (1-year exceptions apply - see page 151).
- Weight capacity for this series is 200 lbs.

For complementary Lite-Lift folding tables, see page 127.

DESCRIPTION

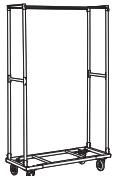
MODEL# / FEATURES



Armless Folding Chairs - Set of 4

Unit weight: 54 LB | 24.49 KG  
 Carton weight: 54 LB | 24.49 KG  
 Carton volume: 5.23 FT³ | 0.14 MT³

MODEL# / FEATURES		List price					
<b>OTG11674</b>		513					
OVERALL DIMENSIONS		SEAT DIMENSIONS			BACK DIMENSIONS		
W	D	H	W	D	H	W	H
IN 19	22	33.5	16	17	17.5	18.5	17
MM 483	559	851	406	432	445	470	432
<b>RTA 00</b>		<b>courier</b>		1 carton (pricing is for the set, specifications are for one chair)			



Dolly

Unit weight: 48 LB | 21.77 KG  
 Carton weight: 48 LB | 21.77 KG  
 Carton volume: 3.08 FT³ | 0.08 MT³

MODEL# / FEATURES		List price					
<b>MVL2776</b>		566					
OVERALL DIMENSIONS		SEAT DIMENSIONS			BACK DIMENSIONS		
W	D	H	W	D	H	W	H
IN 18.5	43.5	74.75	-	-	-	-	-
MM 470	1105	1899	-	-	-	-	-
<b>RTA 6</b>		<b>courier</b>		1 per carton			

Stacks OTG11674 chairs horizontally in the same direction, up to 25 high.

## LUMI



model OTG11357

### STANDARD FEATURES




- High transparency mesh back synchro-tilter chair.
- Features a contoured back frame and a thick seat cushion.
- Standard with height adjustable T-arms with sliding (depth) and rotating armcaps.
- Mesh back is available in Grey only.
- Dual wheel carpet casters (C1) are standard.
- Seating surfaces can be upholstered in all Global grade 1 seating textiles or in LuxPlus vinyl (see page 147).
- Compliant with the emissions guidelines set by the GREENGUARD Environmental Institute.
- Limited warranty (5-year exceptions apply - see page 151).
- Weight capacity for this series is 300 lbs.

### CHAIR ADJUSTMENTS

- Synchro tilt with multi-position tilt lock.
- Tilt tension adjustment.
- Pneumatic seat height adjustment.

### OPTIONAL FEATURES

- Hard surface flooring casters (**C9R**) can be purchased separately. Add \$96/set.

DESCRIPTION	MODEL# / FEATURES	List price							
 <p><b>Synchro-Tilter, Mesh Back and Uph Seat</b>                      Unit weight: 32.5 LB   14.8 KG                      Carton weight: 37 LB   16.78 KG                      Carton volume: 4.6 FT<sup>3</sup>   0.13 MT<sup>3</sup></p>	<b>OTG11357</b>	583							
	Ergonomic features: A, B, C, H, L, M, N, R	<b>RTA 8</b>	 courier	1 per carton					
		OVERALL DIMENSIONS			SEAT DIMENSIONS			BACK DIMENSIONS	
		W	D	H	W	D	H	W	H
		IN 25.75	24	38.75	19	18	17.75-21.75	18.5	19.5
		MM 654	610	984	483	457	451-552	470	495

M-TASK



model MVL2911



model MVL2914

STANDARD FEATURES

- Full function ergonomic seating. Canadian made.
- Slim profile with highly contoured back and waterfall seat front.
- Available with two different mechanism options: synchro-tilter and multi-tilter.
- Standard with height and width adjustable T-arms with durable self-skinned urethane (SSU) armcaps.
- Dual wheel carpet casters (C1) are standard.
- MVL2912 and MVL2914 feature a height and angle adjustable headrest.
- Seating surfaces can be upholstered in LuxPlus vinyl (various colours) or in all Global grade 1 seating textiles (see page 147).
- Compliant with the emissions guidelines set by the GREENGUARD Environmental Institute.
- Limited warranty (5-year exceptions apply - see page 151).
- Weight capacity for this series is 300 lbs.

CHAIR ADJUSTMENTS




- **Synchro-tilter chairs**
  - Synchro tilt with multi-position tilt lock.
  - Tilt tension adjustment.
  - Ratchet back height adjustment.
  - Pneumatic seat height adjustment.
- **Multi-tilter chairs**
  - Center tilt with infinite position tilt lock.
  - Tilt tension adjustment.
  - Independent back and seat angle adjustment.
  - Forward seat angle adjustment.
  - Ratchet back height adjustment.
  - Sliding seat depth adjustment.
  - Pneumatic seat height adjustment.





OPTIONAL FEATURES

- For hard surface flooring casters, please specify **(C9R)**. Add \$21/set.

ALTERNATE TEXTILE OPTIONS

- Graded-in textiles are available. No minimum quantities. Contact Customer Service for pricing.
- Bantam is a durable, bleach cleanable (9:1) vinyl, but due to the stiff nature of the textile, this vinyl is prone to bunching and will not upholster as smoothly as other coverings in this series.

DESCRIPTION	MODEL# / FEATURES	List price	OVERALL DIMENSIONS			SEAT DIMENSIONS			BACK DIMENSIONS	
			W	D	H	W	D	H	W	H
 <p><b>High Back Synchro-Tilter</b> Unit weight: 44 LB   20 KG Carton weight: 56 LB   25.4 KG Carton volume: 10.5 FT<sup>3</sup>   0.29 MT<sup>3</sup></p>	<p><b>MVL2911</b> LuxPlus or fabric</p> <p>Ergonomic features: A, B, C, D, H, L, M, N, Q</p>	830	IN 25	23	40.5	20.5	17.5	16.5-21.5	19	22
			MM 635	584	1029	521	445	419-546	483	559
 <p><b>Executive Back Synchro-Tilter w/Adj. Headrest</b> Unit weight: 49 LB   22.3 KG Carton weight: 62 LB   28.12 KG Carton volume: 11 FT<sup>3</sup>   0.31 MT<sup>3</sup></p>	<p><b>MVL2912</b> LuxPlus or fabric</p> <p>Ergonomic features: A, B, C, D, H, L, M, N, Q</p>	947	IN 25	23	48	20.5	17.5	16.5-21.5	19	29
			MM 635	584	1219	521	445	419-546	483	737
 <p><b>High Back Multi-Tilter</b> Unit weight: 50 LB   22.7 KG Carton weight: 62 LB   28.12 KG Carton volume: 10.5 FT<sup>3</sup>   0.29 MT<sup>3</sup></p>	<p><b>MVL2913</b> LuxPlus or fabric</p> <p>Ergonomic features: A, B, C, D, E, F, G, H, M, N, Q, S</p>	861	IN 25	24	41	20.5	18-21	17-22	19	22
			MM 635	610	1041	521	457-533	432-559	483	559

DESCRIPTION	MODEL# / FEATURES																																					
 <p><b>Executive Back Multi-Tilter w/Adj. Headrest</b>                      Unit weight: 51 LB   23.2 KG                      Carton weight: 63 LB   28.58 KG                      Carton volume: 11 FT<sup>3</sup>   0.31 MT<sup>3</sup></p>	List price																																					
	<b>MVL2914</b>	983																																				
	LuxPlus or fabric																																					
	<table border="1"> <thead> <tr> <th rowspan="2"></th> <th colspan="3">OVERALL DIMENSIONS</th> <th colspan="3">SEAT DIMENSIONS</th> <th colspan="2">BACK DIMENSIONS</th> </tr> <tr> <th>W</th> <th>D</th> <th>H</th> <th>W</th> <th>D</th> <th>H</th> <th>W</th> <th>H</th> </tr> </thead> <tbody> <tr> <td>IN</td> <td>25</td> <td>24</td> <td>48</td> <td>20.5</td> <td>18-21</td> <td>17-22</td> <td>19</td> <td>29</td> </tr> <tr> <td>MM</td> <td>635</td> <td>610</td> <td>1219</td> <td>521</td> <td>457-533</td> <td>432-559</td> <td>483</td> <td>737</td> </tr> </tbody> </table>				OVERALL DIMENSIONS			SEAT DIMENSIONS			BACK DIMENSIONS		W	D	H	W	D	H	W	H	IN	25	24	48	20.5	18-21	17-22	19	29	MM	635	610	1219	521	457-533	432-559	483	737
	OVERALL DIMENSIONS				SEAT DIMENSIONS			BACK DIMENSIONS																														
	W	D	H	W	D	H	W	H																														
IN	25	24	48	20.5	18-21	17-22	19	29																														
MM	635	610	1219	521	457-533	432-559	483	737																														
	Ergonomic features: A, B, C, D, E, F, G, H, M, N, Q, S RTA 2  1 per carton  																																					

MARLEE



model MVL11722

model MVL11723

STANDARD FEATURES

- Fully upholstered Canadian made synchro-tilter chair available with or without arms.
- MVL11722 is standard with height adjustable arms, soft self-skinned urethane (SSU) armcaps that slide forward/backward, and also features width adjustable arm extensions to allow the arms to move away from the seat by 2" on each side for additional space.
- Dual wheel carpet casters (C65) are standard.
- Seating surfaces can be upholstered in LuxPlus vinyl, in various colours or in all Global grade 1 seating textiles (see page 147).
- Compliant with the emissions guidelines set by the GREENGUARD Environmental Institute.
- Limited warranty (5-year exceptions apply - see page 151).
- Weight capacity for this series is 300 lbs.

CHAIR ADJUSTMENTS









- Synchro tilt with upright position tilt lock.
- Tilt tension adjustment.
- Pneumatic seat height adjustment.

OPTIONAL FEATURES

- For hard surface flooring casters, please specify (C65R). Add \$21/set.

ALTERNATE TEXTILE OPTIONS

- Graded-in textiles are available. No minimum quantities. Contact Customer Service for pricing.

DESCRIPTION	MODEL# / FEATURES																																					
 <p><b>Mid Back Synchro-Tilter</b>                      Unit weight: 39.5 LB   18 KG                      Carton weight: 51.5 LB   23.36 KG                      Carton volume: 10.5 FT<sup>3</sup>   0.29 MT<sup>3</sup></p>	List price																																					
	<b>MVL11722</b>	686																																				
	Ergonomic features: A, B, C, H, L, M, N, Q RTA 2  1 per carton  																																					
 <p><b>Armless Mid Back Synchro-Tilter</b>                      Unit weight: 34 LB   15.5 KG                      Carton weight: 46 LB   20.87 KG                      Carton volume: 10.5 FT<sup>3</sup>   0.29 MT<sup>3</sup></p>	List price																																					
	<b>MVL11723</b>	559																																				
	Ergonomic features: A, B, C, L, M, N RTA 2  1 per carton  																																					
	<table border="1"> <thead> <tr> <th rowspan="2"></th> <th colspan="3">OVERALL DIMENSIONS</th> <th colspan="3">SEAT DIMENSIONS</th> <th colspan="2">BACK DIMENSIONS</th> </tr> <tr> <th>W</th> <th>D</th> <th>H</th> <th>W</th> <th>D</th> <th>H</th> <th>W</th> <th>H</th> </tr> </thead> <tbody> <tr> <td>IN</td> <td>24.5</td> <td>23.5</td> <td>40.75</td> <td>20</td> <td>18</td> <td>17-22.5</td> <td>17</td> <td>21</td> </tr> <tr> <td>MM</td> <td>622</td> <td>597</td> <td>1035</td> <td>508</td> <td>457</td> <td>432-572</td> <td>432</td> <td>533</td> </tr> </tbody> </table>				OVERALL DIMENSIONS			SEAT DIMENSIONS			BACK DIMENSIONS		W	D	H	W	D	H	W	H	IN	24.5	23.5	40.75	20	18	17-22.5	17	21	MM	622	597	1035	508	457	432-572	432	533
	OVERALL DIMENSIONS				SEAT DIMENSIONS			BACK DIMENSIONS																														
	W	D	H	W	D	H	W	H																														
IN	24.5	23.5	40.75	20	18	17-22.5	17	21																														
MM	622	597	1035	508	457	432-572	432	533																														

MASI



model OTG10740

STANDARD FEATURES

- High back management/boardroom chair.
- Upholstered headrest with 2.5" of height adjustment.
- Durable nylon loop arms.
- Prominent lumbar support.
- Seat covering and headrest are upholstered in Black polyester fabric.
- Black mesh back.
- Black base with dual wheel carpet casters.
- Compliant with the emissions guidelines set by the GREENGUARD Environmental Institute.
- Limited warranty (2-year exceptions apply - see page 151).
- Weight capacity for this series is 300 lbs.

CHAIR ADJUSTMENTS

- Tilter mechanism with upright position tilt lock.
- Tilt tension adjustment.
- Pneumatic seat height adjustment.

OPTIONAL FEATURES

- Hard surface flooring casters (**C65R**) can be purchased separately. Add \$96/set.

DESCRIPTION

MODEL# / FEATURES



High Back Tilter

Unit weight: 33 LB | 14.96 KG  
 Carton weight: 33 LB | 14.97 KG  
 Carton volume: 5.5 FT³ | 0.15 MT³

OTG10740

List price

520

OVERALL DIMENSIONS			SEAT DIMENSIONS			BACK DIMENSIONS	
W	D	H	W	D	H	W	H
IN 24.62	27	47.5	19.75	19	17-21	19	28.5
MM 625	686	1207	502	483	432-533	483	724

Ergonomic features:  
 A, B, C, M, N, S



1 per carton



## MINTO










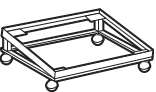



model MVL2747

### STANDARD FEATURES

- Multi-purpose stacking chairs. Canadian made.
  - Fully upholstered seat and back.
  - Four-legged round steel tube frame.
  - Armchair has polypropylene armcaps.
  - Stackable up to 5 high on floor or 8 high on optional dolly (MVL2749).
  - Can be upholstered in all Global grade 1 seating textiles with the exception of LuxPlus (see page 147).
  - Compliant with the emissions guidelines set by the GREENGUARD Environmental Institute.
  - Shipped fully assembled.
  - Limited warranty (5-year exceptions apply - see page 151).
  - Weight capacity for this series is 300 lbs.
- Bantam is a durable, bleach cleanable (9:1) vinyl, but due to the stiff nature of the textile, this vinyl is prone to bunching and will not upholster as smoothly as other coverings in this series.

### ALTERNATE TEXTILE OPTIONS

- Graded-in textiles are available. No minimum quantities. Contact Customer Service for pricing.

DESCRIPTION	MODEL# / FEATURES	List price									
 <p><b>Low Back Stacking Armchair</b> Unit weight: 15 LB   6.8 KG Carton weight: 19.5 LB   8.85 KG Carton volume: 15.25 FT<sup>3</sup>   0.43 MT<sup>3</sup></p>	<b>MVL2747</b>	319									
		<b>OVERALL DIMENSIONS</b>			<b>SEAT DIMENSIONS</b>			<b>BACK DIMENSIONS</b>			
		<b>W</b>	<b>D</b>	<b>H</b>	<b>W</b>	<b>D</b>	<b>H</b>	<b>W</b>	<b>H</b>		
	Stacks 5 high on floor or 8 high on dolly.	IN 23 MM 584	22.5 572	32 813	18 457	17.5 445	18 457	17.5 445	13.5 343		
Ergonomic features: M, N		<b>RTA 00</b>	2 per carton (pricing and specifications are for one chair)								
 <p><b>Armless Low Back Stacking Chair</b> Unit weight: 14 LB   6.4 KG Carton weight: 18.5 LB   8.39 KG Carton volume: 15.25 FT<sup>3</sup>   0.43 MT<sup>3</sup></p>	<b>MVL2748</b>	247									
		<b>OVERALL DIMENSIONS</b>			<b>SEAT DIMENSIONS</b>			<b>BACK DIMENSIONS</b>			
		<b>W</b>	<b>D</b>	<b>H</b>	<b>W</b>	<b>D</b>	<b>H</b>	<b>W</b>	<b>H</b>		
	Stacks 5 high on floor or 8 high on dolly.	IN 19.5 MM 495	22.5 572	32 813	18 457	17.5 445	18 457	17.5 445	13.5 343		
Ergonomic features: M, N		<b>RTA 00</b>		2 per carton (pricing and specifications are for one chair)							
 <p><b>Dolly</b> Unit weight: 13 LB   5.9 KG Carton weight: 16 LB   7.26 KG Carton volume: 3.8 FT<sup>3</sup>   0.1 MT<sup>3</sup></p>	<b>MVL2749</b>	347									
		<b>OVERALL DIMENSIONS</b>			<b>SEAT DIMENSIONS</b>			<b>BACK DIMENSIONS</b>			
		<b>W</b>	<b>D</b>	<b>H</b>	<b>W</b>	<b>D</b>	<b>H</b>	<b>W</b>	<b>H</b>		
	Black steel frame on 2" casters.	IN 23.25 MM 591	24.75 629	12.25 311	-	-	-	-	-		
Accommodates MVL2747 and MVL2748 chairs, up to 8 high.		<b>RTA 1</b>		1 per carton							

MVL FILE BUDDY



model MVL1105

STANDARD FEATURES









- Swivel stool ideal for filing and any mobile desk.
- Five-legged injection molded base available in Black only
- Dual wheel carpet casters (C65) are standard.
- 13.5" diameter seat upholstered in Black vinyl (70).
- Compliant with the emissions guidelines set by the GREENGUARD Environmental Institute.
- Limited warranty (5-year exceptions apply - see page 151).
- Weight capacity for this series is 300 lbs.

CHAIR ADJUSTMENTS

- Pneumatic seat height adjustment.

OPTIONAL FEATURES

- For hard surface flooring casters, please specify (C65R). Add \$21/set.

DESCRIPTION	MODEL# / FEATURES																																				
	List price																																				
	MVL1105 284																																				
	<table border="1"> <thead> <tr> <th></th> <th colspan="3">OVERALL DIMENSIONS</th> <th colspan="3">SEAT DIMENSIONS</th> <th colspan="2">BACK DIMENSIONS</th> </tr> <tr> <th></th> <th>W</th> <th>D</th> <th>H</th> <th>W</th> <th>D</th> <th>H</th> <th>W</th> <th>H</th> </tr> </thead> <tbody> <tr> <td>IN</td> <td>13.5</td> <td>13.5</td> <td>18.5</td> <td>13.5</td> <td>-</td> <td>16.5-21.5</td> <td>-</td> <td>-</td> </tr> <tr> <td>MM</td> <td>343</td> <td>343</td> <td>470</td> <td>343</td> <td>-</td> <td>419-546</td> <td>-</td> <td>-</td> </tr> </tbody> </table>		OVERALL DIMENSIONS			SEAT DIMENSIONS			BACK DIMENSIONS			W	D	H	W	D	H	W	H	IN	13.5	13.5	18.5	13.5	-	16.5-21.5	-	-	MM	343	343	470	343	-	419-546	-	-
	OVERALL DIMENSIONS			SEAT DIMENSIONS			BACK DIMENSIONS																														
	W	D	H	W	D	H	W	H																													
IN	13.5	13.5	18.5	13.5	-	16.5-21.5	-	-																													
MM	343	343	470	343	-	419-546	-	-																													
 <p><b>Swivel Stool - 5" Pneumatic, 20" Base</b>                      Unit weight: 11 LB   5 KG                      Carton weight: 17 LB   7.71 KG                      Carton volume: 4.9 FT<sup>3</sup>   0.13 MT<sup>3</sup></p>	Ergonomic feature: C <div style="display: flex; align-items: center; gap: 10px;"> <span> RTA 1</span> <span> courier</span> <span>1 per carton</span> <span></span> </div>																																				
	List price																																				
	MVL1110 351																																				
	<table border="1"> <thead> <tr> <th></th> <th colspan="3">OVERALL DIMENSIONS</th> <th colspan="3">SEAT DIMENSIONS</th> <th colspan="2">BACK DIMENSIONS</th> </tr> <tr> <th></th> <th>W</th> <th>D</th> <th>H</th> <th>W</th> <th>D</th> <th>H</th> <th>W</th> <th>H</th> </tr> </thead> <tbody> <tr> <td>IN</td> <td>13.5</td> <td>13.5</td> <td>27.5</td> <td>13.5</td> <td>-</td> <td>22.5-32.5</td> <td>-</td> <td>-</td> </tr> <tr> <td>MM</td> <td>343</td> <td>343</td> <td>699</td> <td>343</td> <td>-</td> <td>572-826</td> <td>-</td> <td>-</td> </tr> </tbody> </table>		OVERALL DIMENSIONS			SEAT DIMENSIONS			BACK DIMENSIONS			W	D	H	W	D	H	W	H	IN	13.5	13.5	27.5	13.5	-	22.5-32.5	-	-	MM	343	343	699	343	-	572-826	-	-
	OVERALL DIMENSIONS			SEAT DIMENSIONS			BACK DIMENSIONS																														
	W	D	H	W	D	H	W	H																													
IN	13.5	13.5	27.5	13.5	-	22.5-32.5	-	-																													
MM	343	343	699	343	-	572-826	-	-																													
 <p><b>Swivel Stool - 10" Pneumatic, 22" Base</b>                      Unit weight: 14 LB   6.4 KG                      Carton weight: 17 LB   7.71 KG                      Carton volume: 2.9 FT<sup>3</sup>   0.08 MT<sup>3</sup></p>	Ergonomic feature: C <div style="display: flex; align-items: center; gap: 10px;"> <span> RTA 1</span> <span> courier</span> <span>1 per carton</span> <span></span> </div>																																				

OVERTIME



model MVL2756

STANDARD FEATURES

- Canadian made, full function ergonomic chair designed to promote good posture and provide comfort for long-term sitting.
- High comfort seat made from variable density seat foams and a memory foam top.
- Standard with height and width adjustable T-arms with durable self-skinned urethane (SSU) armcaps.
- Dual wheel carpet casters (C65) are standard.
- Seating surfaces can be upholstered in LuxPlus vinyl, in various colours or in all Global grade 1 seating textiles (see page 147).
- Compliant with the emissions guidelines set by the GREENGUARD Environmental Institute.
- Limited warranty (5-year exceptions apply - see page 151).
- Weight capacity for this series is 300 lbs.

CHAIR ADJUSTMENTS


- Multi-tilter mechanism with infinite position tilt lock.
- Infinite position back and seat angle adjustments, including forward tilt.
- Ratchet back height adjustment.
- Pneumatic seat height adjustment.

OPTIONAL FEATURES

- For hard surface flooring casters, please specify (C65R). Add \$21/set.
- For optional sliding seat depth adjustment, please specify (MD). Add \$32.

ALTERNATE TEXTILE OPTIONS

- Graded-in textiles are available. No minimum quantities. Contact Customer Service for pricing.

DESCRIPTION	MODEL# / FEATURES	List price																																	
 <p><b>High Back Multi-Tilter</b> Unit weight: 58 LB   26.4 KG Carton weight: 63 LB   28.58 KG Carton volume: 10.5 FT³   0.29 MT³</p>	<p><b>MVL2756</b> LuxPlus or fabric</p> <p>Ergonomic features: A, B, C, D, F, G, H, M, N, Q, S</p>	816																																	
		<table border="1"> <thead> <tr> <th colspan="3">OVERALL DIMENSIONS</th> <th colspan="3">SEAT DIMENSIONS</th> <th colspan="2">BACK DIMENSIONS</th> </tr> <tr> <th>W</th> <th>D</th> <th>H</th> <th>W</th> <th>D</th> <th>H</th> <th>W</th> <th>H</th> </tr> </thead> <tbody> <tr> <td>IN 26</td> <td>24.5</td> <td>40</td> <td>19.5</td> <td>18</td> <td>17-21</td> <td>19</td> <td>19-21.5</td> </tr> <tr> <td>MM 660</td> <td>622</td> <td>1016</td> <td>495</td> <td>457</td> <td>432-533</td> <td>483</td> <td>483-546</td> </tr> </tbody> </table>		OVERALL DIMENSIONS			SEAT DIMENSIONS			BACK DIMENSIONS		W	D	H	W	D	H	W	H	IN 26	24.5	40	19.5	18	17-21	19	19-21.5	MM 660	622	1016	495	457	432-533	483	483-546
OVERALL DIMENSIONS			SEAT DIMENSIONS			BACK DIMENSIONS																													
W	D	H	W	D	H	W	H																												
IN 26	24.5	40	19.5	18	17-21	19	19-21.5																												
MM 660	622	1016	495	457	432-533	483	483-546																												

OVERTIME 350



model MVL13040

STANDARD FEATURES

- Canadian made, specifically intended for users of above average height and/or weight. Not intended for average size users.
- High comfort seat made from variable density seat foams and a memory foam top.
- Standard with height and width adjustable T-arms with sliding, rotating and lockable armcaps.
- Width adjustable arm extensions are standard.
- Dual wheel carpet casters (C65) are standard.
- Seating surfaces can be upholstered in LuxPlus vinyl, in various colours or in all Global grade 1 seating textiles (see page 147).
- Compliant with the emissions guidelines set by the GREENGUARD Environmental Institute.
- Limited warranty (5-year exceptions apply - see page 151).
- Weight capacity for this series is 350 lbs.

CHAIR ADJUSTMENTS


- Multi-tilter mechanism with infinite position tilt lock.
- Infinite position back and seat angle adjustments, including forward tilt.
- Ratchet back height adjustment.
- Pneumatic seat height adjustment.
- Seat depth adjustment.

OPTIONAL FEATURES

- For hard surface flooring casters, please specify (C65R). Add \$21/set.

ALTERNATE TEXTILE OPTIONS

- Graded-in textiles are available. No minimum quantities. Contact Customer Service for pricing.

DESCRIPTION	MODEL# / FEATURES	List price																																	
 <p><b>High Back Heavy Duty Multi-Tilter</b> Unit weight: 62 LB   28.2 KG Carton weight: 68 LB   30.84 KG Carton volume: 11.75 FT³   0.33 MT³</p>	<p><b>MVL13040</b> LuxPlus or fabric</p> <p>Ergonomic features: A, B, C, D, E, F, G, H, M, N, Q, R, S</p>	1064																																	
		<table border="1"> <thead> <tr> <th colspan="3">OVERALL DIMENSIONS</th> <th colspan="3">SEAT DIMENSIONS</th> <th colspan="2">BACK DIMENSIONS</th> </tr> <tr> <th>W</th> <th>D</th> <th>H</th> <th>W</th> <th>D</th> <th>H</th> <th>W</th> <th>H</th> </tr> </thead> <tbody> <tr> <td>IN 26</td> <td>26</td> <td>42</td> <td>21</td> <td>18-21</td> <td>19-23</td> <td>20.5</td> <td>19.5-23</td> </tr> <tr> <td>MM 660</td> <td>660</td> <td>1067</td> <td>533</td> <td>457-533</td> <td>483-584</td> <td>521</td> <td>495-584</td> </tr> </tbody> </table>		OVERALL DIMENSIONS			SEAT DIMENSIONS			BACK DIMENSIONS		W	D	H	W	D	H	W	H	IN 26	26	42	21	18-21	19-23	20.5	19.5-23	MM 660	660	1067	533	457-533	483-584	521	495-584
OVERALL DIMENSIONS			SEAT DIMENSIONS			BACK DIMENSIONS																													
W	D	H	W	D	H	W	H																												
IN 26	26	42	21	18-21	19-23	20.5	19.5-23																												
MM 660	660	1067	533	457-533	483-584	521	495-584																												

PACIFIC



model MVL11870

STANDARD FEATURES

- High back management chair. Canadian made.
- Plush cushions and upholstered padded armcaps.
- Dual wheel carpet casters (C65) are standard.
- Seating surfaces are upholstered in LuxPlus vinyl, in various colours (see page 147).
- Compliant with the emissions guidelines set by the GREENGUARD Environmental Institute.
- Limited warranty (5-year exceptions apply - see page 151).
- Weight capacity for this series is 300 lbs.

CHAIR ADJUSTMENTS

- Center tilt with upright position tilt lock.
- Tilt tension adjustment.
- Pneumatic seat height adjustment.

OPTIONAL FEATURES

- For hard surface flooring casters, please specify (C65R). Add \$21/set.

DESCRIPTION

MODEL# / FEATURES



High Back Tilter

Unit weight: 41 LB | 18.6 KG  
 Carton weight: 47 LB | 21.32 KG  
 Carton volume: 9.5 FT³ | 0.26 MT³

Ergonomic features:  
 A, B, C, M, N, S

List price

MVL11870 747

OVERALL DIMENSIONS			SEAT DIMENSIONS			BACK DIMENSIONS		
	W	D	H	W	D	H	W	H
IN	25.5	28.5	44.5	21.5	18.5	16.5-21.5	21.5	25.5
MM	648	724	1130	546	470	419-546	546	648

RTA 8

1 per carton



PART-TIME



model MVL2836



model MVL2847

STANDARD FEATURES





- Canadian made, value priced, general office seating.
- Available with two different mechanism options: task or posture task.
- Contoured cushions and waterfall seat edge.
- Standard with height adjustable T-arms with self-skinned urethane (SSU) armcaps (except armless models).
- Dual wheel carpet casters (C65) are standard.
- Can be upholstered in all Global grade 1 seating textiles with the exception of LuxPlus (see page 147).
- Compliant with the emissions guidelines set by the GREENGUARD Environmental Institute.
- Limited warranty (5-year exceptions apply - see page 151).
- Weight capacity for this series is 300 lbs.

CHAIR ADJUSTMENTS

- **Task chairs**
  - Infinite position back angle adjustment.
  - Seat depth adjustment.
  - Pneumatic seat height adjustment.
- **Posture task chairs**
  - Infinite position back angle adjustment.
  - Manual back height adjustment.
  - Pneumatic seat height adjustment.

OPTIONAL FEATURES

- For hard surface flooring casters, please specify (**C65R**). Add \$21/set.
- Bantam is a durable, bleach cleanable (9:1) vinyl, but due to the stiff nature of the textile, this vinyl is prone to bunching and will not upholster as smoothly as other coverings in this series.

DESCRIPTION	MODEL# / FEATURES																																
 <p><b>Armless Task</b> Unit weight: 27 LB   12.3 KG Carton weight: 33 LB   14.97 KG Carton volume: 6.5 FT<sup>3</sup>   0.18 MT<sup>3</sup></p>	<p>List price</p> <p><b>MVL2836</b> Fabric 417</p>																																
	<table border="1"> <thead> <tr> <th colspan="3">OVERALL DIMENSIONS</th> <th colspan="3">SEAT DIMENSIONS</th> <th colspan="2">BACK DIMENSIONS</th> </tr> <tr> <th>W</th> <th>D</th> <th>H</th> <th>W</th> <th>D</th> <th>H</th> <th>W</th> <th>H</th> </tr> </thead> <tbody> <tr> <td>IN 20.5</td> <td>24.5</td> <td>36.5</td> <td>20.5</td> <td>17-18</td> <td>16.5-21.5</td> <td>19</td> <td>20</td> </tr> <tr> <td>MM 521</td> <td>622</td> <td>927</td> <td>521</td> <td>432-457</td> <td>419-546</td> <td>483</td> <td>508</td> </tr> </tbody> </table>	OVERALL DIMENSIONS			SEAT DIMENSIONS			BACK DIMENSIONS		W	D	H	W	D	H	W	H	IN 20.5	24.5	36.5	20.5	17-18	16.5-21.5	19	20	MM 521	622	927	521	432-457	419-546	483	508
	OVERALL DIMENSIONS			SEAT DIMENSIONS			BACK DIMENSIONS																										
	W	D	H	W	D	H	W	H																									
IN 20.5	24.5	36.5	20.5	17-18	16.5-21.5	19	20																										
MM 521	622	927	521	432-457	419-546	483	508																										
<p>Ergonomic features: C, E, M, N</p> <p>RTA 2 courier 1 per carton CANADA CANADAPRO</p>																																	
 <p><b>Armless Posture Task</b> Unit weight: 31 LB   14.1 KG Carton weight: 37 LB   16.78 KG Carton volume: 6.5 FT<sup>3</sup>   0.18 MT<sup>3</sup></p>	<p>List price</p> <p><b>MVL2837</b> Fabric 527</p>																																
	<table border="1"> <thead> <tr> <th colspan="3">DIMENSIONS HORS TOUT</th> <th colspan="3">DIMENSIONS DE L'ASSISE</th> <th colspan="2">DIMENSIONS DU DOSSIER</th> </tr> <tr> <th>L</th> <th>P</th> <th>H</th> <th>L</th> <th>P</th> <th>H</th> <th>L</th> <th>H</th> </tr> </thead> <tbody> <tr> <td>PO 20.5</td> <td>24</td> <td>37.5</td> <td>20.5</td> <td>17.5</td> <td>16.5-21.5</td> <td>19</td> <td>16-20</td> </tr> <tr> <td>MM 521</td> <td>610</td> <td>953</td> <td>521</td> <td>445</td> <td>419-546</td> <td>483</td> <td>406-508</td> </tr> </tbody> </table>	DIMENSIONS HORS TOUT			DIMENSIONS DE L'ASSISE			DIMENSIONS DU DOSSIER		L	P	H	L	P	H	L	H	PO 20.5	24	37.5	20.5	17.5	16.5-21.5	19	16-20	MM 521	610	953	521	445	419-546	483	406-508
	DIMENSIONS HORS TOUT			DIMENSIONS DE L'ASSISE			DIMENSIONS DU DOSSIER																										
	L	P	H	L	P	H	L	H																									
PO 20.5	24	37.5	20.5	17.5	16.5-21.5	19	16-20																										
MM 521	610	953	521	445	419-546	483	406-508																										
<p>Ergonomic features: C, D, G, M, N</p> <p>RTA 2 courier 1 per carton CANADA CANADAPRO</p>																																	
 <p><b>Task w/Arms</b> Unit weight: 33 LB   15 KG Carton weight: 39 LB   17.69 KG Carton volume: 7 FT<sup>3</sup>   0.19 MT<sup>3</sup></p>	<p>List price</p> <p><b>MVL2846</b> Fabric 508</p>																																
	<table border="1"> <thead> <tr> <th colspan="3">OVERALL DIMENSIONS</th> <th colspan="3">SEAT DIMENSIONS</th> <th colspan="2">BACK DIMENSIONS</th> </tr> <tr> <th>W</th> <th>D</th> <th>H</th> <th>W</th> <th>D</th> <th>H</th> <th>W</th> <th>H</th> </tr> </thead> <tbody> <tr> <td>IN 26.5</td> <td>24.5</td> <td>36.5</td> <td>20.5</td> <td>17-18</td> <td>16.5-21.5</td> <td>19</td> <td>20</td> </tr> <tr> <td>MM 673</td> <td>622</td> <td>927</td> <td>521</td> <td>432-457</td> <td>419-546</td> <td>483</td> <td>508</td> </tr> </tbody> </table>	OVERALL DIMENSIONS			SEAT DIMENSIONS			BACK DIMENSIONS		W	D	H	W	D	H	W	H	IN 26.5	24.5	36.5	20.5	17-18	16.5-21.5	19	20	MM 673	622	927	521	432-457	419-546	483	508
	OVERALL DIMENSIONS			SEAT DIMENSIONS			BACK DIMENSIONS																										
	W	D	H	W	D	H	W	H																									
IN 26.5	24.5	36.5	20.5	17-18	16.5-21.5	19	20																										
MM 673	622	927	521	432-457	419-546	483	508																										
<p>Ergonomic features: C, E, H, M, N</p> <p>RTA 2 courier 1 per carton CANADA CANADAPRO</p>																																	
 <p><b>Posture Task w/Arms</b> Unit weight: 37 LB   16.8 KG Carton weight: 43 LB   19.5 KG Carton volume: 8.5 FT<sup>3</sup>   0.24 MT<sup>3</sup></p>	<p>List price</p> <p><b>MVL2847</b> Fabric 618</p>																																
	<table border="1"> <thead> <tr> <th colspan="3">OVERALL DIMENSIONS</th> <th colspan="3">SEAT DIMENSIONS</th> <th colspan="2">BACK DIMENSIONS</th> </tr> <tr> <th>W</th> <th>D</th> <th>H</th> <th>W</th> <th>D</th> <th>H</th> <th>W</th> <th>H</th> </tr> </thead> <tbody> <tr> <td>IN 26.5</td> <td>24</td> <td>37.5</td> <td>20.5</td> <td>17.5</td> <td>16.5-21.5</td> <td>19</td> <td>16-20</td> </tr> <tr> <td>MM 673</td> <td>610</td> <td>953</td> <td>521</td> <td>445</td> <td>419-546</td> <td>483</td> <td>406-508</td> </tr> </tbody> </table>	OVERALL DIMENSIONS			SEAT DIMENSIONS			BACK DIMENSIONS		W	D	H	W	D	H	W	H	IN 26.5	24	37.5	20.5	17.5	16.5-21.5	19	16-20	MM 673	610	953	521	445	419-546	483	406-508
	OVERALL DIMENSIONS			SEAT DIMENSIONS			BACK DIMENSIONS																										
	W	D	H	W	D	H	W	H																									
IN 26.5	24	37.5	20.5	17.5	16.5-21.5	19	16-20																										
MM 673	610	953	521	445	419-546	483	406-508																										
<p>Ergonomic features: C, D, G, H, M, N</p> <p>RTA 2 courier 1 per carton CANADA CANADAPRO</p>																																	

RAVEN 400



model OTG10703B

STANDARD FEATURES



- Specifically intended for users of above average height and/or weight.
- Multiple shift application (24 hours a day/7 days a week).
- Molded seat foam for comfort.
- Breathable mesh back.
- Standard with height adjustable arms.
- Lightly padded height adjustable lumbar support.
- Black powder coated heavy duty metal base.
- Dual wheel carpet casters are standard.
- Only available in Black woven fabric seat with a Black mesh back.
- Compliant with the emissions guidelines set by the GREENGUARD Environmental Institute.
- Limited warranty (2-year exceptions apply - see page 151).
- Weight capacity for this series is 400 lbs.

CHAIR ADJUSTMENTS

- Synchro-tilter mechanism with multi-position tilt lock.
- Tilt tension adjustment.
- Ratchet back height adjustment.
- Side activated sliding seat depth adjustment.
- Pneumatic seat height adjustment.

OPTIONAL FEATURES

- Hard surface flooring casters (**C10R**) can be purchased separately. Add \$104/set.

DESCRIPTION	MODEL# / FEATURES	List price							
 <p><b>High Back Heavy Duty Synchro-Tilter</b>                      Unit weight: 60 LB   27.21 KG                      Carton weight: 60 LB   27.22 KG                      Carton volume: 9.25 FT<sup>3</sup>   0.26 MT<sup>3</sup></p>	OTG10703B	795							
		OVERALL DIMENSIONS			SEAT DIMENSIONS			BACK DIMENSIONS	
		W	D	H	W	D	H	W	H
	IN	29	27	43.5	22.75	19-21	20-23.5	19.5	22.75
	MM	737	686	1105	578	483-533	508-597	495	578
	Ergonomic features: A, B, C, D, E, H, L, M, N	RTA 8	courier	1 per carton					

SAFARI



model OTG13026

STANDARD FEATURES

- Mesh back tilter chair.
- Compact design suitable for average to petite size individuals.
- Contoured Black mesh back with lumbar strap provides excellent support.
- Fixed loop arms.
- Black base with dual wheel carpet casters (C1) is standard.
- Seat can be upholstered in all Global grade 1 seating textiles or in LuxPlus vinyl (see page 147).
- Compliant with the emissions guidelines set by the GREENGUARD Environmental Institute.
- Limited warranty (5-year exceptions apply - see page 151).
- Weight capacity for this series is 300 lbs.

CHAIR ADJUSTMENTS

- Center tilt with upright position tilt lock.
- Tilt tension adjustment.
- Pneumatic seat height adjustment.

OPTIONAL FEATURES

- Hard surface flooring casters (C9R) can be purchased separately. Add \$96/set.

ALTERNATE TEXTILE OPTIONS

- Graded-in textiles are available (seat only). No minimum quantities. Contact Customer Service for pricing.

DESCRIPTION

MODEL# / FEATURES



**Medium Mesh Back Tilter**  
 Unit weight: 27 LB | 12.3 KG  
 Carton weight: 32 LB | 14.51 KG  
 Carton volume: 4.5 FT<sup>3</sup> | 0.12 MT<sup>3</sup>

Ergonomic features:  
 A, B, C, M, N, S

List price

OTG13026 446

	OVERALL DIMENSIONS			SEAT DIMENSIONS			BACK DIMENSIONS	
	W	D	H	W	D	H	W	H
IN	23	23.5	40	19	17	18.25-22.25	19	19
MM	584	597	991	483	432	464-565	483	483

RTA 8



1 per carton



SIX 13



model OTG11613B

STANDARD FEATURES

- A value priced multi-tilter chair with many ergonomic features.
- Standard with height adjustable T-arms with self-skinned urethane (SSU) armcaps.
- Dual wheel carpet casters (C65) are standard.
- Upholstered in Black, Quilt (QL10) only.
- Compliant with the emissions guidelines set by the GREENGUARD Environmental Institute.
- Limited warranty (2-year exceptions apply - see page 151).
- Weight capacity for this series is 300 lbs.

CHAIR ADJUSTMENTS

- Multi-Center tilt with infinite position tilt lock.
- Infinite position back and seat angle adjustments.
- Concealed ratchet back height adjustment.
- Pneumatic seat height adjustment.

OPTIONAL FEATURES

- Hard surface flooring casters (C65R) can be purchased separately. Add \$96/set.

DESCRIPTION

MODEL# / FEATURES



**Medium Back Multi-Tilter**  
 Unit weight: 41 LB | 18.59 KG  
 Carton weight: 41 LB | 18.6 KG  
 Carton volume: 5.77 FT<sup>3</sup> | 0.16 MT<sup>3</sup>

Ergonomic features:  
 A, B, C, D, G, H, M, N, S

List price

OTG11613B 585

	OVERALL DIMENSIONS			SEAT DIMENSIONS			BACK DIMENSIONS	
	W	D	H	W	D	H	W	H
IN	25.5	24	39	21	18.5	17.5-22.5	20.5	17.5-19
MM	648	610	991	533	470	445-572	521	445-483

RTA 8



1 per carton



SIX 31



model OTG11631B

STANDARD FEATURES

- A great general purpose office chair.
- Contoured seat and back with thick cushions.
- Standard with height adjustable T-arms with self-skinned urethane (SSU) armcaps.
- Dual wheel carpet casters (C65) are standard.
- Upholstered in Black, Quilt (QL10).
- Compliant with the emissions guidelines set by the GREENGUARD Environmental Institute.
- Limited warranty (2-year exceptions apply - see page 151).
- Weight capacity for this series is 300 lbs.

CHAIR ADJUSTMENTS

- **Multi-tilter chair**
  - Center tilt with infinite position tilt lock.
  - Tilt tension adjustment.
  - Independent back and seat angle adjustments.
  - Internal ratchet back height adjustment.
  - Seat depth adjustment.
  - Pneumatic seat height adjustment.
- **Operator chair**
  - Single lever back and seat angle with tension adjustments.
  - Back height adjustment.
  - Pneumatic seat height adjustment.

OPTIONAL FEATURES

- Hard surface flooring casters (**C65R**) can be purchased separately. Add \$96/set.

DESCRIPTION

MODEL# / FEATURES



**Medium Back Operator**  
 Unit weight: 46 LB | 20.86 KG  
 Carton weight: 46 LB | 20.87 KG  
 Carton volume: 6.5 FT<sup>3</sup> | 0.18 MT<sup>3</sup>

Ergonomic features:  
 A, B, C, D, G, H, M, N, S

List price

**OTG11631B**  
 Black

572

	OVERALL DIMENSIONS			SEAT DIMENSIONS			BACK DIMENSIONS	
	W	D	H	W	D	H	W	H
IN	25.5	25	44	20.5	19	18.5-22.5	20	23-24.5
MM	648	635	1118	521	483	470-572	508	584-622



1 per carton



SLOAN



model MVL13150  
 shown with optional Black wood legs

STANDARD FEATURES

- Canadian made, modern club style chair with a one-piece frame.
- Back cushion is removable, fastened to the frame with velcro.
- Fixed, non-removable seat cushion.
- Standard with 7" Black tubular metal legs.
- Can be upholstered in all Global grade 1 seating textiles or in LuxPlus vinyl (see page 147).
- Compliant with the emissions guidelines set by the GREENGUARD Environmental Institute.
- Limited warranty (5-year exceptions apply - see page 151).
- Weight capacity for this series is 300 lbs.

OPTIONAL FEATURES

- For optional 7" Black wood legs, please specify (WDL). Add \$100.

ALTERNATE TEXTILE OPTIONS

- Graded-in textiles are available. No minimum quantities. Contact Customer Service for pricing.

DESCRIPTION

MODEL# / FEATURES



**Lounge Chair**  
 Unit weight: 40 LB | 18.2 KG  
 Carton weight: 50 LB | 22.68 KG  
 Carton volume: 21 FT<sup>3</sup> | 0.59 MT<sup>3</sup>

Ergonomic features:  
 M, N

List price

**MVL13150**  
 LuxPlus  
 or fabric

1280

	OVERALL DIMENSIONS			SEAT DIMENSIONS			BACK DIMENSIONS	
	W	D	H	W	D	H	W	H
IN	30.5	30	30	22	18.5	17	23	13
MM	775	762	762	559	470	432	584	330



1 per carton



SODA




model MVL13017

STANDARD FEATURES

- A contemporary, yet retro light lounge series featuring fully upholstered cushions.
- Back design on lounge chair offers flexible movement.
- Generous proportions allow for a variety of seating positions.
- Chair and ottoman are standard with a Chrome frame with clear polycarbonate glides and are suitable for carpet, rubber or concrete flooring.
- Can be upholstered in all Global grade 1 seating textiles or in LuxPlus vinyl (see page 147).
- Compliant with the emissions guidelines set by the GREENGUARD Environmental Institute.
- Limited warranty (5-year exceptions apply - see page 151).
- Weight capacity for this series is 300 lbs.

ALTERNATE TEXTILE OPTIONS

- Graded-in textiles are available. No minimum quantities. Contact Customer Service for pricing.
- Bantam is a durable, bleach cleanable (9:1) vinyl, but due to the stiff nature of the textile, this vinyl is prone to bunching and will not upholster as smoothly as other coverings in this series.

DESCRIPTION	MODEL# / FEATURES																																
 <p><b>Lounge Chair</b> Unit weight: 30 LB   13.6 KG Carton weight: 39 LB   17.69 KG Carton volume: 18 FT<sup>3</sup>   0.5 MT<sup>3</sup></p>	<p>List price</p> <p><b>MVL13017</b> LuxPlus or fabric</p> <p>739</p>																																
	<table border="1"> <thead> <tr> <th colspan="3">OVERALL DIMENSIONS</th> <th colspan="3">SEAT DIMENSIONS</th> <th colspan="2">BACK DIMENSIONS</th> </tr> <tr> <th>W</th> <th>D</th> <th>H</th> <th>W</th> <th>D</th> <th>H</th> <th>W</th> <th>H</th> </tr> </thead> <tbody> <tr> <td>IN 27</td> <td>24</td> <td>32</td> <td>27</td> <td>18</td> <td>17</td> <td>22</td> <td>15.5</td> </tr> <tr> <td>MM 686</td> <td>610</td> <td>813</td> <td>686</td> <td>457</td> <td>432</td> <td>559</td> <td>394</td> </tr> </tbody> </table>	OVERALL DIMENSIONS			SEAT DIMENSIONS			BACK DIMENSIONS		W	D	H	W	D	H	W	H	IN 27	24	32	27	18	17	22	15.5	MM 686	610	813	686	457	432	559	394
	OVERALL DIMENSIONS			SEAT DIMENSIONS			BACK DIMENSIONS																										
W	D	H	W	D	H	W	H																										
IN 27	24	32	27	18	17	22	15.5																										
MM 686	610	813	686	457	432	559	394																										
<p>Ergonomic features: M, N</p> <p>RTA 00 1 per carton</p> <p>CANADA GREENGUARD</p>																																	



SODA TABLES



model MVL13016

STANDARD FEATURES

- 1" thick thermally fused laminate top surface with 2mm matching edgeband.
- Tables are standard with a Chrome frame with clear polycarbonate glides and are suitable for carpet, rubber or concrete flooring.
- Top surface available in 13 standard finishes (see page 148).
- Meets applicable ANSI/BIFMA standards.

TABLES	MODEL #	DIMENSIONS IN MM	WEIGHT LB KG	VOLUME FT <sup>3</sup> MT <sup>3</sup>	LIST PRICE
	<b>MVL13016</b>	30 x - x 15.25	40	13	<b>\$463</b>
	30" round	762 x - x 387	18.14	0.36	
	<b>MVL13023</b>	30 x - x 15.25	45	13	<b>\$463</b>
	30" square	762 x - x 387	20.41	0.36	

30" Tables

Shipped assembled in 1 carton.

SPARROW



model OTG10920

STANDARD FEATURES

- Multi-purpose guest/occasional chair.
- Durable welded four-legged steel frame.
- Black mesh back with Black polyester fabric seat.
- Seat shroud design protects cushion seat pad when stacked.
- Nylon loop arms.
- Black nylon frame features a unique back grid.
- Stackable up to 5 high.
- Shipped assembled - 4 per carton.
- Compliant with the emissions guidelines set by the GREENGUARD Environmental Institute.
- Limited warranty (2-year exceptions apply - see page 151).
- Weight capacity for this series is 300 lbs.

DESCRIPTION

MODEL# / FEATURES



Guest Chair, Mesh Back and Uph Seat

Unit weight: 20 LB | 9.07 KG  
 Carton weight: 20 LB | 9.07 KG  
 Carton volume: 17.5 FT³ | 0.49 MT³

MODEL# / FEATURES		List price						
OTG10920		279						
OVERALL DIMENSIONS			SEAT DIMENSIONS			BACK DIMENSIONS		
	W	D	H	W	D	H	W	H
IN	24	21.5	33.5	18	17	18.5	17	15
MM	610	546	851	457	432	470	432	381
Ergonomic features: M, N		RTA 00		4 per carton (pricing and specifications are for one chair)				

STRADIC



model MVL11860

STANDARD FEATURES






- Tilter chair with a unique design mesh back.
- Standard with height adjustable arms with soft self-skinned urethane (SSU) armcaps that slide forward and backward.
- Dual wheel carpet casters (C1) are standard.
- Air flow mesh back is available in Black only.
- Seating surfaces can be upholstered in all Global grade 1 seating textiles with the exception of LuxPlus (see page 147).
- Compliant with the emissions guidelines set by the GREENGUARD Environmental Institute.
- Limited warranty (5-year exceptions apply - see page 151).
- Weight capacity for this series is 300 lbs.

CHAIR ADJUSTMENTS

- Center tilt with upright position tilt lock.
- Tilt tension adjustment.
- Pneumatic seat height adjustment.

OPTIONAL FEATURES

- For hard surface flooring casters, please specify (C9R). Add \$21/set.
- Bantam is a durable, bleach cleanable (9:1) vinyl, but due to the stiff nature of the textile, this vinyl is prone to bunching and will not upholster as smoothly as other coverings in this series.

DESCRIPTION	MODEL# / FEATURES																																			
 <p><b>Tilter, Mesh Back and Uph seat</b>                      Unit weight: 35 LB   15.9 KG                      Carton weight: 40 LB   18.14 KG                      Carton volume: 9.5 FT³   0.26 MT³</p>	List price																																			
	MVL11860	567																																		
	<table border="1"> <thead> <tr> <th colspan="3">OVERALL DIMENSIONS</th> <th colspan="3">SEAT DIMENSIONS</th> <th colspan="2">BACK DIMENSIONS</th> </tr> <tr> <th></th> <th>W</th> <th>D</th> <th>H</th> <th>W</th> <th>D</th> <th>H</th> <th>W</th> <th>H</th> </tr> </thead> <tbody> <tr> <td>IN</td> <td>25</td> <td>23.5</td> <td>35.5</td> <td>20</td> <td>17.5</td> <td>15.5-20.5</td> <td>18.5</td> <td>18</td> </tr> <tr> <td>MM</td> <td>635</td> <td>597</td> <td>902</td> <td>508</td> <td>445</td> <td>394-521</td> <td>470</td> <td>457</td> </tr> </tbody> </table>		OVERALL DIMENSIONS			SEAT DIMENSIONS			BACK DIMENSIONS			W	D	H	W	D	H	W	H	IN	25	23.5	35.5	20	17.5	15.5-20.5	18.5	18	MM	635	597	902	508	445	394-521	470
OVERALL DIMENSIONS			SEAT DIMENSIONS			BACK DIMENSIONS																														
	W	D	H	W	D	H	W	H																												
IN	25	23.5	35.5	20	17.5	15.5-20.5	18.5	18																												
MM	635	597	902	508	445	394-521	470	457																												
Ergonomic features: A, B, C, H, M, N, S	  1 per carton	 																																		

SUBURB



model MVL13051



model MVL13052

STANDARD FEATURES

- Canadian made sofa series.
- All models are freestanding.
- Thick, plush cushions are reversible and removable.
- Standard with tapered wood legs in Black finish.
- Arms taper forward and feature a radius end.
- Can be upholstered in all Global grade 1 seating textiles or in LuxPlus vinyl (see page 147).
- Compliant with the emissions guidelines set by the GREENGUARD Environmental Institute.
- Limited warranty (5-year exceptions apply - see page 151).
- Weight capacity for this series is 300 lbs. per seat.

ALTERNATE TEXTILE OPTIONS

- Graded-in textiles are available. No minimum quantities. Contact Customer Service for pricing.

DESCRIPTION

MODEL# / FEATURES



Lounge Chair


Unit weight: 49 LB | 22.3 KG  
 Carton weight: 59 LB | 26.76 KG  
 Carton volume: 14.5 FT<sup>3</sup> | 0.41 MT<sup>3</sup>

MVL13051

List price

1005

	OVERALL DIMENSIONS			SEAT DIMENSIONS			BACK DIMENSIONS	
	W	D	H	W	D	H	W	H
IN	30.25	32.75	31.5	21	19.5	17.5	21	14.5
MM	768	832	800	533	495	445	533	368
	RTA 00			courier			1 per carton	
				CANADA			GREENGUARD	



Two Seat Sofa

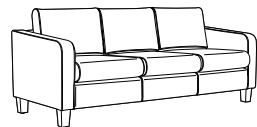
Unit weight: 71 LB | 32.3 KG  
 Carton weight: 83 LB | 37.65 KG  
 Carton volume: 24.25 FT<sup>3</sup> | 0.68 MT<sup>3</sup>

MVL13052

List price

1535

	OVERALL DIMENSIONS			SEAT DIMENSIONS			BACK DIMENSIONS	
	W	D	H	W	D	H	W	H
IN	52.25	32.75	31.5	43	19.5	17.5	43	14.5
MM	1327	832	800	1092	495	445	1092	368
	RTA 00			1 per carton			CANADA	
							GREENGUARD	



Three Seat Sofa

Unit weight: 94 LB | 42.7 KG  
 Carton weight: 108 LB | 48.99 KG  
 Carton volume: 34.25 FT<sup>3</sup> | 0.96 MT<sup>3</sup>

MVL13053

List price

2061

	OVERALL DIMENSIONS			SEAT DIMENSIONS			BACK DIMENSIONS	
	W	D	H	W	D	H	W	H
IN	74.25	32.75	31.5	65	19.5	17.5	65	14.5
MM	1886	832	800	1651	495	445	1651	368
	RTA 00			1 per carton			CANADA	
							GREENGUARD	

## TAMI



model MVL1617



model MVL1616

### STANDARD FEATURES




- Canadian made task chairs.
- Hinged back for enhanced comfort.
- Scuff resistant outer back shroud.
- MVL1617 is standard with height adjustable T-arms with self-skinned urethane (SSU) armcaps.
- Dual wheel carpet casters (C65) are standard.
- Can be upholstered in all Global grade 1 seating textiles with the exception of LuxPlus (see page 147).
- Compliant with the emissions guidelines set by the GREENGUARD Environmental Institute.
- Limited warranty (5-year exceptions apply - see page 151).
- Weight capacity for this series is 300 lbs.

### CHAIR ADJUSTMENTS

- Seat depth adjustment.
- Pneumatic seat height adjustment.

### OPTIONAL FEATURES

- For hard surface flooring casters, please specify (C65R). Add \$21/set.
- Bantam is a durable, bleach cleanable (9:1) vinyl, but due to the stiff nature of the textile, this vinyl is prone to bunching and will not upholster as smoothly as other coverings in this series.

DESCRIPTION	MODEL# / FEATURES																																			
 <p><b>Armless Task</b> Unit weight: 18 LB   8.2 KG Carton weight: 21 LB   9.53 KG Carton volume: 3.6 FT<sup>3</sup>   0.1 MT<sup>3</sup></p>	<p>List price</p> <p><b>MVL1616</b> 279</p>																																			
	<table border="1"> <thead> <tr> <th rowspan="2"></th> <th colspan="3">OVERALL DIMENSIONS</th> <th colspan="3">SEAT DIMENSIONS</th> <th colspan="2">BACK DIMENSIONS</th> </tr> <tr> <th>W</th> <th>D</th> <th>H</th> <th>W</th> <th>D</th> <th>H</th> <th>W</th> <th>H</th> </tr> </thead> <tbody> <tr> <td>IN</td> <td>18</td> <td>22</td> <td>32</td> <td>18</td> <td>16</td> <td>15.5-20.5</td> <td>15.5</td> <td>14</td> </tr> <tr> <td>MM</td> <td>457</td> <td>559</td> <td>813</td> <td>457</td> <td>406</td> <td>394-521</td> <td>394</td> <td>356</td> </tr> </tbody> </table> <p>Ergonomic features: C, E, M, N</p> <p>RTA 2 courier 1 per carton CANADA GREENGUARD CERTIFIED</p>		OVERALL DIMENSIONS			SEAT DIMENSIONS			BACK DIMENSIONS		W	D	H	W	D	H	W	H	IN	18	22	32	18	16	15.5-20.5	15.5	14	MM	457	559	813	457	406	394-521	394	356
			OVERALL DIMENSIONS			SEAT DIMENSIONS			BACK DIMENSIONS																											
W		D	H	W	D	H	W	H																												
IN	18	22	32	18	16	15.5-20.5	15.5	14																												
MM	457	559	813	457	406	394-521	394	356																												
<p>List price</p> <p><b>MVL1617</b> 392</p>																																				
 <p><b>Task w/Arms</b> Unit weight: 24 LB   10.9 KG Carton weight: 27 LB   12.25 KG Carton volume: 4.6 FT<sup>3</sup>   0.13 MT<sup>3</sup></p>	<table border="1"> <thead> <tr> <th rowspan="2"></th> <th colspan="3">OVERALL DIMENSIONS</th> <th colspan="3">SEAT DIMENSIONS</th> <th colspan="2">BACK DIMENSIONS</th> </tr> <tr> <th>W</th> <th>D</th> <th>H</th> <th>W</th> <th>D</th> <th>H</th> <th>W</th> <th>H</th> </tr> </thead> <tbody> <tr> <td>IN</td> <td>22</td> <td>22</td> <td>32</td> <td>18</td> <td>16</td> <td>15.5-20.5</td> <td>15.5</td> <td>14</td> </tr> <tr> <td>MM</td> <td>559</td> <td>559</td> <td>813</td> <td>457</td> <td>406</td> <td>394-521</td> <td>394</td> <td>356</td> </tr> </tbody> </table> <p>Ergonomic features: C, E, H, M, N</p> <p>RTA 2 courier 1 per carton CANADA GREENGUARD CERTIFIED</p>		OVERALL DIMENSIONS			SEAT DIMENSIONS			BACK DIMENSIONS		W	D	H	W	D	H	W	H	IN	22	22	32	18	16	15.5-20.5	15.5	14	MM	559	559	813	457	406	394-521	394	356
			OVERALL DIMENSIONS			SEAT DIMENSIONS			BACK DIMENSIONS																											
		W	D	H	W	D	H	W	H																											
IN	22	22	32	18	16	15.5-20.5	15.5	14																												
MM	559	559	813	457	406	394-521	394	356																												
<p>List price</p> <p><b>MVL2784</b> 119</p>																																				
 <p><b>Height Adjustable T-Arms - 1 pair</b> Unit weight: 8 LB   3.6 KG Carton weight: 10 LB   4.54 KG Carton volume: 1.3 FT<sup>3</sup>   0.03 MT<sup>3</sup></p>	<table border="1"> <thead> <tr> <th rowspan="2"></th> <th colspan="3">OVERALL DIMENSIONS</th> <th colspan="3">SEAT DIMENSIONS</th> <th colspan="2">BACK DIMENSIONS</th> </tr> <tr> <th>W</th> <th>D</th> <th>H</th> <th>W</th> <th>D</th> <th>H</th> <th>W</th> <th>H</th> </tr> </thead> <tbody> <tr> <td>IN</td> <td>3</td> <td>10</td> <td>12</td> <td>-</td> <td>-</td> <td>-</td> <td>-</td> <td>-</td> </tr> <tr> <td>MM</td> <td>76</td> <td>254</td> <td>305</td> <td>-</td> <td>-</td> <td>-</td> <td>-</td> <td>-</td> </tr> </tbody> </table> <p>RTA 00 courier 1 pair per carton (pricing is for the pair, specifications are for one arm)</p>		OVERALL DIMENSIONS			SEAT DIMENSIONS			BACK DIMENSIONS		W	D	H	W	D	H	W	H	IN	3	10	12	-	-	-	-	-	MM	76	254	305	-	-	-	-	-
			OVERALL DIMENSIONS			SEAT DIMENSIONS			BACK DIMENSIONS																											
		W	D	H	W	D	H	W	H																											
IN	3	10	12	-	-	-	-	-																												
MM	76	254	305	-	-	-	-	-																												

TL



model MVL6074  
shown with fixed loop arms



model MVL6070HA  
shown with 4D arms

STANDARD FEATURES

- Designed and made in Canada, this ergonomic task seating series features a tapered shape high back for ample support and a molded seat foam for comfort and clean aesthetics.
- Work chairs are available with two different mechanism options: synchro-tilter or multi-tilter. Height adjustable stools are available with task mechanism only.
- Mesh back is available in six colours: Black (D55), Blue (D51), Fog (D54), Navy (D52), Red (D50) and Shadow (D53).
- Adjustable lumbar support is standard on all models.
- Black frame with a 5-prong, injection molded, fiberglass reinforced Black nylon base with dual wheel carpet casters.
- Models are available with fixed plastic loop arms, height adjustable arms with sliding and rotating armcaps (4D), or without arms.
- Seat can be upholstered in LuxPlus vinyl (various colours) or in all Global grade 1 seating textiles (see page 147). Seat upholstered in vinyls (Bantam and LuxPlus) will have a sewn cover with side band.
- Compliant with the emissions guidelines set by the GREENGUARD Environmental Institute.
- Limited warranty (5-year exceptions apply - see page 151).
- Weight capacity for this series is 300 lbs.

CHAIR ADJUSTMENTS




- **Multi-tilter chair**
  - Infinite position tilt lock.
  - Tilt tension adjustment.
  - Independent back and seat angle adjustment.
  - Side activated sliding seat depth adjustment.
  - Height adjustable lumbar support.
  - Pneumatic seat height adjustment.
- **Weight sensing synchro-tilter chair**
  - Upright position tilt lock.
  - Tilt tension adjustment.
  - Side activated sliding seat depth adjustment.
  - Height adjustable lumbar support.
  - Pneumatic seat height adjustment.
- **Height adjustable stool**
  - Task mechanism.
  - Pneumatic seat height adjustment.
  - Height adjustable lumbar support.
  - Height adjustable Chrome footrest.

























OPTIONAL FEATURES

- For optional polished aluminum base, please specify (A7). Add \$131.
- For hard surface flooring casters, please specify (C82R). Add \$21/set.

ALTERNATE TEXTILE OPTIONS

- Graded-in textiles are available. No minimum quantities. Contact Customer Service for pricing.

DESCRIPTION	MODEL# / FEATURES																																			
 <p><b>High Mesh Back Multi-Tilter</b> Unit weight: 48.5 LB   22 KG Carton weight: 59.5 LB   26.99 KG Carton volume: 10.5 FT<sup>3</sup>   0.29 MT<sup>3</sup></p>	<p>List price</p> <p><b>MVL6070</b> with fixed loop arms</p> <p>1008</p> <table border="1"> <thead> <tr> <th rowspan="2"></th> <th colspan="3">OVERALL DIMENSIONS</th> <th colspan="3">SEAT DIMENSIONS</th> <th colspan="2">BACK DIMENSIONS</th> </tr> <tr> <th>W</th> <th>D</th> <th>H</th> <th>W</th> <th>D</th> <th>H</th> <th>W</th> <th>H</th> </tr> </thead> <tbody> <tr> <td>IN</td> <td>24.75</td> <td>23</td> <td>40.62</td> <td>20</td> <td>17.5-21</td> <td>17.5-21.25</td> <td>16</td> <td>22</td> </tr> <tr> <td>MM</td> <td>629</td> <td>584</td> <td>1032</td> <td>508</td> <td>445-533</td> <td>445-540</td> <td>406</td> <td>559</td> </tr> </tbody> </table> <p>Ergonomic features: A, B, C, D, E, F, G, H, M, N, S</p> <p>RTA 2    courier    1 per carton</p> <p>CANADA    GREENGUARD</p>		OVERALL DIMENSIONS			SEAT DIMENSIONS			BACK DIMENSIONS		W	D	H	W	D	H	W	H	IN	24.75	23	40.62	20	17.5-21	17.5-21.25	16	22	MM	629	584	1032	508	445-533	445-540	406	559
			OVERALL DIMENSIONS			SEAT DIMENSIONS			BACK DIMENSIONS																											
W		D	H	W	D	H	W	H																												
IN	24.75	23	40.62	20	17.5-21	17.5-21.25	16	22																												
MM	629	584	1032	508	445-533	445-540	406	559																												
 <p><b>High Mesh Back Multi-Tilter</b> Unit weight: 48.5 LB   22 KG Carton weight: 59.5 LB   26.99 KG Carton volume: 10.5 FT<sup>3</sup>   0.29 MT<sup>3</sup></p>	<p>List price</p> <p><b>MVL6070HA</b> with height adjustable arms</p> <p>1066</p> <table border="1"> <thead> <tr> <th rowspan="2"></th> <th colspan="3">OVERALL DIMENSIONS</th> <th colspan="3">SEAT DIMENSIONS</th> <th colspan="2">BACK DIMENSIONS</th> </tr> <tr> <th>W</th> <th>D</th> <th>H</th> <th>W</th> <th>D</th> <th>H</th> <th>W</th> <th>H</th> </tr> </thead> <tbody> <tr> <td>IN</td> <td>26</td> <td>23</td> <td>40.62</td> <td>20</td> <td>17.5-21</td> <td>17.5-21.25</td> <td>16</td> <td>22</td> </tr> <tr> <td>MM</td> <td>660</td> <td>584</td> <td>1032</td> <td>508</td> <td>445-533</td> <td>445-540</td> <td>406</td> <td>559</td> </tr> </tbody> </table> <p>Ergonomic features: A, B, C, D, E, F, G, H, M, N, R, S</p> <p>RTA 2    courier    1 per carton</p> <p>CANADA    GREENGUARD</p>		OVERALL DIMENSIONS			SEAT DIMENSIONS			BACK DIMENSIONS		W	D	H	W	D	H	W	H	IN	26	23	40.62	20	17.5-21	17.5-21.25	16	22	MM	660	584	1032	508	445-533	445-540	406	559
			OVERALL DIMENSIONS			SEAT DIMENSIONS			BACK DIMENSIONS																											
W		D	H	W	D	H	W	H																												
IN	26	23	40.62	20	17.5-21	17.5-21.25	16	22																												
MM	660	584	1032	508	445-533	445-540	406	559																												
 <p><b>High Mesh Back Multi-Tilter</b> Unit weight: 44 LB   20 KG Carton weight: 55 LB   24.95 KG Carton volume: 10.5 FT<sup>3</sup>   0.29 MT<sup>3</sup></p>	<p>List price</p> <p><b>MVL6070NA</b> without arms</p> <p>921</p> <table border="1"> <thead> <tr> <th rowspan="2"></th> <th colspan="3">OVERALL DIMENSIONS</th> <th colspan="3">SEAT DIMENSIONS</th> <th colspan="2">BACK DIMENSIONS</th> </tr> <tr> <th>W</th> <th>D</th> <th>H</th> <th>W</th> <th>D</th> <th>H</th> <th>W</th> <th>H</th> </tr> </thead> <tbody> <tr> <td>IN</td> <td>20</td> <td>23</td> <td>40.62</td> <td>20</td> <td>17.5-20</td> <td>17.5-21.25</td> <td>16</td> <td>22</td> </tr> <tr> <td>MM</td> <td>508</td> <td>584</td> <td>1032</td> <td>508</td> <td>445-508</td> <td>445-540</td> <td>406</td> <td>559</td> </tr> </tbody> </table> <p>Ergonomic features: A, B, C, D, E, F, G, M, N, S</p> <p>RTA 2    courier    1 per carton</p> <p>CANADA    GREENGUARD</p>		OVERALL DIMENSIONS			SEAT DIMENSIONS			BACK DIMENSIONS		W	D	H	W	D	H	W	H	IN	20	23	40.62	20	17.5-20	17.5-21.25	16	22	MM	508	584	1032	508	445-508	445-540	406	559
			OVERALL DIMENSIONS			SEAT DIMENSIONS			BACK DIMENSIONS																											
W		D	H	W	D	H	W	H																												
IN	20	23	40.62	20	17.5-20	17.5-21.25	16	22																												
MM	508	584	1032	508	445-508	445-540	406	559																												

DESCRIPTION	MODEL# / FEATURES																																
 <p><b>High Mesh Back Weight Sensing Synchro-Tilter</b> Unit weight: 43 LB   19.5 KG Carton weight: 54 LB   24.49 KG Carton volume: 10.5 FT³   0.29 MT³</p>	<p>List price</p> <p><b>MVL6074</b> with fixed loop arms</p> <p>911</p>																																
	<table border="1"> <thead> <tr> <th colspan="3">OVERALL DIMENSIONS</th> <th colspan="3">SEAT DIMENSIONS</th> <th colspan="2">BACK DIMENSIONS</th> </tr> <tr> <th>W</th> <th>D</th> <th>H</th> <th>W</th> <th>D</th> <th>H</th> <th>W</th> <th>H</th> </tr> </thead> <tbody> <tr> <td>IN 24.75</td> <td>23</td> <td>39.87</td> <td>20</td> <td>17.5-20</td> <td>17-20.75</td> <td>16</td> <td>22</td> </tr> <tr> <td>MM 629</td> <td>584</td> <td>1013</td> <td>508</td> <td>445-508</td> <td>432-527</td> <td>406</td> <td>559</td> </tr> </tbody> </table>	OVERALL DIMENSIONS			SEAT DIMENSIONS			BACK DIMENSIONS		W	D	H	W	D	H	W	H	IN 24.75	23	39.87	20	17.5-20	17-20.75	16	22	MM 629	584	1013	508	445-508	432-527	406	559
	OVERALL DIMENSIONS			SEAT DIMENSIONS			BACK DIMENSIONS																										
	W	D	H	W	D	H	W	H																									
IN 24.75	23	39.87	20	17.5-20	17-20.75	16	22																										
MM 629	584	1013	508	445-508	432-527	406	559																										
<p>Ergonomic features: B, C, D, E, L, M, N</p> <p>RTA 2  1 per carton  </p>																																	
 <p><b>High Mesh Back Weight Sensing Synchro-Tilter</b> Unit weight: 43 LB   19.5 KG Carton weight: 54 LB   24.49 KG Carton volume: 10.5 FT³   0.29 MT³</p>	<p>List price</p> <p><b>MVL6074HA</b> with height adjustable arms</p> <p>969</p>																																
	<table border="1"> <thead> <tr> <th colspan="3">OVERALL DIMENSIONS</th> <th colspan="3">SEAT DIMENSIONS</th> <th colspan="2">BACK DIMENSIONS</th> </tr> <tr> <th>W</th> <th>D</th> <th>H</th> <th>W</th> <th>D</th> <th>H</th> <th>W</th> <th>H</th> </tr> </thead> <tbody> <tr> <td>IN 26</td> <td>23</td> <td>39.87</td> <td>20</td> <td>17.5-20</td> <td>17-20.75</td> <td>16</td> <td>22</td> </tr> <tr> <td>MM 660</td> <td>584</td> <td>1013</td> <td>508</td> <td>445-508</td> <td>432-527</td> <td>406</td> <td>559</td> </tr> </tbody> </table>	OVERALL DIMENSIONS			SEAT DIMENSIONS			BACK DIMENSIONS		W	D	H	W	D	H	W	H	IN 26	23	39.87	20	17.5-20	17-20.75	16	22	MM 660	584	1013	508	445-508	432-527	406	559
	OVERALL DIMENSIONS			SEAT DIMENSIONS			BACK DIMENSIONS																										
	W	D	H	W	D	H	W	H																									
IN 26	23	39.87	20	17.5-20	17-20.75	16	22																										
MM 660	584	1013	508	445-508	432-527	406	559																										
<p>Ergonomic features: B, C, D, E, H, L, M, N, R</p> <p>RTA 2  1 per carton  </p>																																	
 <p><b>High Mesh Back Weight Sensing Synchro-Tilter</b> Unit weight: 38 LB   17.3 KG Carton weight: 54 LB   24.49 KG Carton volume: 10.5 FT³   0.29 MT³</p>	<p>List price</p> <p><b>MVL6074NA</b> without arms</p> <p>824</p>																																
	<table border="1"> <thead> <tr> <th colspan="3">OVERALL DIMENSIONS</th> <th colspan="3">SEAT DIMENSIONS</th> <th colspan="2">BACK DIMENSIONS</th> </tr> <tr> <th>W</th> <th>D</th> <th>H</th> <th>W</th> <th>D</th> <th>H</th> <th>W</th> <th>H</th> </tr> </thead> <tbody> <tr> <td>IN 20</td> <td>23</td> <td>39.87</td> <td>20</td> <td>17.5-20</td> <td>17-20.75</td> <td>16</td> <td>22</td> </tr> <tr> <td>MM 508</td> <td>584</td> <td>1013</td> <td>508</td> <td>445-508</td> <td>432-527</td> <td>406</td> <td>559</td> </tr> </tbody> </table>	OVERALL DIMENSIONS			SEAT DIMENSIONS			BACK DIMENSIONS		W	D	H	W	D	H	W	H	IN 20	23	39.87	20	17.5-20	17-20.75	16	22	MM 508	584	1013	508	445-508	432-527	406	559
	OVERALL DIMENSIONS			SEAT DIMENSIONS			BACK DIMENSIONS																										
	W	D	H	W	D	H	W	H																									
IN 20	23	39.87	20	17.5-20	17-20.75	16	22																										
MM 508	584	1013	508	445-508	432-527	406	559																										
<p>Ergonomic features: B, C, D, E, L, M, N</p> <p>RTA 2  1 per carton  </p>																																	
 <p><b>Mesh Back Height Adjustable Task Stool</b> Unit weight: 37.5 LB   17 KG Carton weight: 48.5 LB   22 KG Carton volume: 10.5 FT³   0.29 MT³</p>	<p>List price</p> <p><b>MVL6076</b> with fixed loop arms</p> <p>1105</p>																																
	<table border="1"> <thead> <tr> <th colspan="3">OVERALL DIMENSIONS</th> <th colspan="3">SEAT DIMENSIONS</th> <th colspan="2">BACK DIMENSIONS</th> </tr> <tr> <th>W</th> <th>D</th> <th>H</th> <th>W</th> <th>D</th> <th>H</th> <th>W</th> <th>H</th> </tr> </thead> <tbody> <tr> <td>IN 24.75</td> <td>24</td> <td>50.75</td> <td>20</td> <td>17.75</td> <td>25-35</td> <td>16</td> <td>22</td> </tr> <tr> <td>MM 629</td> <td>610</td> <td>1289</td> <td>508</td> <td>451</td> <td>635-889</td> <td>406</td> <td>559</td> </tr> </tbody> </table>	OVERALL DIMENSIONS			SEAT DIMENSIONS			BACK DIMENSIONS		W	D	H	W	D	H	W	H	IN 24.75	24	50.75	20	17.75	25-35	16	22	MM 629	610	1289	508	451	635-889	406	559
	OVERALL DIMENSIONS			SEAT DIMENSIONS			BACK DIMENSIONS																										
	W	D	H	W	D	H	W	H																									
IN 24.75	24	50.75	20	17.75	25-35	16	22																										
MM 629	610	1289	508	451	635-889	406	559																										
<p>Ergonomic features: C, D, M, N</p> <p>RTA 2  1 per carton  </p>																																	
 <p><b>Mesh Back Height Adjustable Task Stool</b> Unit weight: 37.5 LB   17 KG Carton weight: 48.5 LB   22 KG Carton volume: 10.5 FT³   0.29 MT³</p>	<p>List price</p> <p><b>MVL6076HA</b> with height adjustable arms</p> <p>1163</p>																																
	<table border="1"> <thead> <tr> <th colspan="3">OVERALL DIMENSIONS</th> <th colspan="3">SEAT DIMENSIONS</th> <th colspan="2">BACK DIMENSIONS</th> </tr> <tr> <th>W</th> <th>D</th> <th>H</th> <th>W</th> <th>D</th> <th>H</th> <th>W</th> <th>H</th> </tr> </thead> <tbody> <tr> <td>IN 26</td> <td>24</td> <td>51</td> <td>20</td> <td>17.75</td> <td>25-35</td> <td>16</td> <td>21</td> </tr> <tr> <td>MM 660</td> <td>610</td> <td>1295</td> <td>508</td> <td>451</td> <td>635-889</td> <td>406</td> <td>533</td> </tr> </tbody> </table>	OVERALL DIMENSIONS			SEAT DIMENSIONS			BACK DIMENSIONS		W	D	H	W	D	H	W	H	IN 26	24	51	20	17.75	25-35	16	21	MM 660	610	1295	508	451	635-889	406	533
	OVERALL DIMENSIONS			SEAT DIMENSIONS			BACK DIMENSIONS																										
	W	D	H	W	D	H	W	H																									
IN 26	24	51	20	17.75	25-35	16	21																										
MM 660	610	1295	508	451	635-889	406	533																										
<p>Ergonomic features: C, D, H, M, N, R</p> <p>RTA 2  1 per carton  </p>																																	
 <p><b>Mesh Back Height Adjustable Task Stool</b> Unit weight: 34 LB   15.5 KG Carton weight: 45 LB   20.41 KG Carton volume: 10.5 FT³   0.29 MT³</p>	<p>List price</p> <p><b>MVL6076NA</b> without arms</p> <p>1018</p>																																
	<table border="1"> <thead> <tr> <th colspan="3">OVERALL DIMENSIONS</th> <th colspan="3">SEAT DIMENSIONS</th> <th colspan="2">BACK DIMENSIONS</th> </tr> <tr> <th>W</th> <th>D</th> <th>H</th> <th>W</th> <th>D</th> <th>H</th> <th>W</th> <th>H</th> </tr> </thead> <tbody> <tr> <td>IN 20</td> <td>24</td> <td>50.75</td> <td>20</td> <td>17</td> <td>25-35</td> <td>16</td> <td>22</td> </tr> <tr> <td>MM 508</td> <td>610</td> <td>1289</td> <td>508</td> <td>432</td> <td>635-889</td> <td>406</td> <td>559</td> </tr> </tbody> </table>	OVERALL DIMENSIONS			SEAT DIMENSIONS			BACK DIMENSIONS		W	D	H	W	D	H	W	H	IN 20	24	50.75	20	17	25-35	16	22	MM 508	610	1289	508	432	635-889	406	559
	OVERALL DIMENSIONS			SEAT DIMENSIONS			BACK DIMENSIONS																										
	W	D	H	W	D	H	W	H																									
IN 20	24	50.75	20	17	25-35	16	22																										
MM 508	610	1289	508	432	635-889	406	559																										
<p>Ergonomic features: C, D, M, N</p> <p>RTA 2  1 per carton  </p>																																	

**ULTRA**



model MVL11730



model MVL11743

**STANDARD FEATURES**

- Canadian made tilter and guest chairs.
- Internal welded steel frame.
- Chrome fixed arms (except armless models) and base.
- Dual wheel carpet casters (C65) are standard (except guest chairs).
- Seating surfaces can be upholstered in LuxPlus vinyl, in various colours (see page 147).
- Compliant with the emissions guidelines set by the GREENGUARD Environmental Institute.
- Limited warranty (5-year exceptions apply - see page 151).
- Weight capacity for this series is 300 lbs.

**CHAIR ADJUSTMENTS**

- Center tilt with upright position tilt lock.
- Tilt tension adjustment.
- Pneumatic seat height adjustment.

**OPTIONAL FEATURES**

- For hard surface flooring casters, please specify (C65R). Add \$21/set.
- Optional removable upholstered armcaps are available for tilter models with arms, please order (MVL11733). For graded-in textile pricing, please contact Customer Service.

**ALTERNATE TEXTILE OPTIONS**

- Graded-in textiles are available. No minimum quantities. Contact Customer Service for pricing.

**DESCRIPTION**

**MODEL# / FEATURES**



**High Back Tilter w/Arms**  
 Unit weight: 32 LB | 14.5 KG  
 Carton weight: 44 LB | 19.96 KG  
 Carton volume: 8.5 FT<sup>3</sup> | 0.24 MT<sup>3</sup>

<b>MVL11730</b>		List price							
		727							
OVERALL DIMENSIONS			SEAT DIMENSIONS			BACK DIMENSIONS			
W	D	H	W	D	H	W	H		
IN 23.5	24.5	40	21	17.5	17.5-22.5	20	21		
MM 597	622	1016	533	445	445-572	508	533		
Ergonomic features: A, B, C, M, N, S		RTA 1		courier		1 per carton			



**Armless High Back Tilter**  
 Unit weight: 28 LB | 12.7 KG  
 Carton weight: 38 LB | 17.24 KG  
 Carton volume: 8.5 FT<sup>3</sup> | 0.24 MT<sup>3</sup>

<b>MVL11732</b>		List price							
		654							
OVERALL DIMENSIONS			SEAT DIMENSIONS			BACK DIMENSIONS			
W	D	H	W	D	H	W	H		
IN 21	24.5	40	21	17.5	17.5-22.5	20	21		
MM 533	622	1016	533	445	445-572	508	533		
Ergonomic features: A, B, C, M, N, S		RTA 1		courier		1 per carton			



**Upholstered Armcaps - 1 pair**  
 Unit weight: 0.25 LB | 0.1 KG  
 Carton weight: 0.75 LB | 0.34 KG  
 Carton volume: 0.2 FT<sup>3</sup> | 0.01 MT<sup>3</sup>

<b>MVL11733</b>		List price							
		56							
OVERALL DIMENSIONS			SEAT DIMENSIONS			BACK DIMENSIONS			
W	D	H	W	D	H	W	H		
IN 5.5	9.25	0.25	-	-	-	-	-		
MM 140	235	6	-	-	-	-	-		
For models with arms: MVL11730, MVL11734 and MVL11742.		RTA 00		courier		1 per carton (pricing is for the pair, specifications are for one armcap)			



**Low Back Tilter w/Arms**  
 Unit weight: 35 LB | 15.9 KG  
 Carton weight: 42 LB | 19.05 KG  
 Carton volume: 7.75 FT<sup>3</sup> | 0.21 MT<sup>3</sup>

<b>MVL11734</b>		List price							
		706							
OVERALL DIMENSIONS			SEAT DIMENSIONS			BACK DIMENSIONS			
W	D	H	W	D	H	W	H		
IN 23.5	24.5	38	21	17.5	17.5-22.5	20	19		
MM 597	622	965	533	445	445-572	508	483		
Ergonomic features: A, B, C, M, N, S		RTA 1		courier		1 per carton			

DESCRIPTION MODEL# / FEATURES






**Armless Low Back Tilter**  
 Unit weight: 31 LB | 14.1 KG  
 Carton weight: 38 LB | 17.24 KG  
 Carton volume: 7.75 FT³ | 0.21 MT³

List price  
**MVL11735** 640

OVERALL DIMENSIONS			SEAT DIMENSIONS			BACK DIMENSIONS	
W	D	H	W	D	H	W	H
IN 21	24.5	38	21	17.5	17.5-22.5	20	19
MM 533	622	965	533	445	445-572	508	483

Ergonomic features:  
 A, B, C, M, N, S

RTA 1  1 per carton  






**Medium Back Guest Chair, Cantilever Base**  
 Unit weight: 32 LB | 14.5 KG  
 Carton weight: 40 LB | 18.14 KG  
 Carton volume: 13.25 FT³ | 0.37 MT³

List price  
**MVL11742** 810

OVERALL DIMENSIONS			SEAT DIMENSIONS			BACK DIMENSIONS	
W	D	H	W	D	H	W	H
IN 24.25	25	35	21	17.5	18	21	17.5
MM 616	635	889	533	445	457	533	445

Ergonomic features:  
 M, N

RTA 00  1 per carton  






**Armless Medium Back Guest Chair, Cantilever Base**  
 Unit weight: 26 LB | 11.8 KG  
 Carton weight: 32 LB | 14.51 KG  
 Carton volume: 13.75 FT³ | 0.38 MT³

List price  
**MVL11743** 696

OVERALL DIMENSIONS			SEAT DIMENSIONS			BACK DIMENSIONS	
W	D	H	W	D	H	W	H
IN 21	24.75	35	21	17.5	18	21	17.5
MM 533	629	889	533	445	457	533	445

Ergonomic features:  
 M, N

RTA 00  1 per carton  

WAVE



model OTG2110

model OTG2110 + OTG2111  
shown with optional adjustable headrest

STANDARD FEATURES

- Synchro-tilter chair with a two-piece mesh high back.
- Flexible self-adjusting lumbar support.
- Standard with height adjustable T-arms with sliding and rotating self-skinned urethane (SSU) armcaps.
- Black base with dual wheel carpet casters is standard.
- Optional adjustable headrest (OTG2111) that tilts and moves up and down to fit comfortably into the curve of the neck.
- Only available in Black polyester fabric seat with Black mesh back.
- Compliant with the emissions guidelines set by the GREENGUARD Environmental Institute.
- Limited warranty (2-year exceptions apply - see page 151).
- Weight capacity for this series is 300 lbs.

CHAIR ADJUSTMENTS

- Synchro tilt with multi-position tilt lock.
- Seat depth adjustment.
- Pneumatic seat height adjustment.

OPTIONAL FEATURES

- Hard surface flooring casters (C9R) can be purchased separately. Add \$96/set.

DESCRIPTION

MODEL# / FEATURES



**High Back Synchro-Tilter**  
Unit weight: 37.5 LB | 17 KG  
Carton weight: 43 LB | 19.5 KG  
Carton volume: 7.5 FT³ | 0.21 MT³

		List price																																		
<b>OTG2110</b>		614																																		
		<table border="1"> <thead> <tr> <th colspan="3">OVERALL DIMENSIONS</th> <th colspan="3">SEAT DIMENSIONS</th> <th colspan="2">BACK DIMENSIONS</th> </tr> <tr> <th>W</th> <th>D</th> <th>H</th> <th>W</th> <th>D</th> <th>H</th> <th>W</th> <th>H</th> </tr> </thead> <tbody> <tr> <td>IN 25</td> <td>29</td> <td>40.25</td> <td>21</td> <td>17-19</td> <td>19-22</td> <td>20</td> <td>30</td> </tr> <tr> <td>MM 635</td> <td>737</td> <td>1022</td> <td>533</td> <td>432-483</td> <td>483-559</td> <td>508</td> <td>762</td> </tr> </tbody> </table>			OVERALL DIMENSIONS			SEAT DIMENSIONS			BACK DIMENSIONS		W	D	H	W	D	H	W	H	IN 25	29	40.25	21	17-19	19-22	20	30	MM 635	737	1022	533	432-483	483-559	508	762
OVERALL DIMENSIONS			SEAT DIMENSIONS			BACK DIMENSIONS																														
W	D	H	W	D	H	W	H																													
IN 25	29	40.25	21	17-19	19-22	20	30																													
MM 635	737	1022	533	432-483	483-559	508	762																													
Ergonomic features: A, B, C, E, H, L, M, N, R, V		<b>RTA 6</b>	1 per carton																																	



**Adjustable Headrest**  
Unit weight: 2.5 LB | 1.13 KG  
Carton weight: 2.5 LB | 1.13 KG  
Carton volume: 0.6 FT³ | 0.01 MT³

		List price																																		
<b>OTG2111</b>		50																																		
		<table border="1"> <thead> <tr> <th colspan="3">OVERALL DIMENSIONS</th> <th colspan="3">SEAT DIMENSIONS</th> <th colspan="2">BACK DIMENSIONS</th> </tr> <tr> <th>W</th> <th>D</th> <th>H</th> <th>W</th> <th>D</th> <th>H</th> <th>W</th> <th>H</th> </tr> </thead> <tbody> <tr> <td>IN 6</td> <td>10</td> <td>14</td> <td>-</td> <td>-</td> <td>-</td> <td>-</td> <td>-</td> </tr> <tr> <td>MM 152</td> <td>254</td> <td>356</td> <td>-</td> <td>-</td> <td>-</td> <td>-</td> <td>-</td> </tr> </tbody> </table>			OVERALL DIMENSIONS			SEAT DIMENSIONS			BACK DIMENSIONS		W	D	H	W	D	H	W	H	IN 6	10	14	-	-	-	-	-	MM 152	254	356	-	-	-	-	-
OVERALL DIMENSIONS			SEAT DIMENSIONS			BACK DIMENSIONS																														
W	D	H	W	D	H	W	H																													
IN 6	10	14	-	-	-	-	-																													
MM 152	254	356	-	-	-	-	-																													
Easily attaches to OTG2110. Available in Black mesh only.		<b>RTA 00</b>	1 per carton																																	

YOHO



model MVL2789

STANDARD FEATURES





- Canadian made task chairs.
- Thick cushion compound-curved back offers great lumbar support.
- Standard with height adjustable T-arms with durable self-skinned urethane (SSU) armcaps (except armless models).
- Dual wheel carpet casters (C65) are standard.
- Height adjustable chairs are equipped with an adjustable Chrome footrest.
- Seating surfaces can be upholstered in LuxPlus vinyl (various colours) or in all Global grade 1 seating textiles (see page 147).
- Compliant with the emissions guidelines set by the GREENGUARD Environmental Institute.
- Limited warranty (5-year exceptions apply - see page 151).
- Weight capacity for this series is 300 lbs.

CHAIR ADJUSTMENTS

- Seat depth adjustment.
- Pneumatic seat height adjustment.

OPTIONAL FEATURES

- For hard surface flooring casters, please specify (C65R). Add \$21/set.
- Bantam is a durable, bleach cleanable (9:1) vinyl, but due to the stiff nature of the textile, this vinyl is prone to bunching and will not upholster as smoothly as other coverings in this series.

DESCRIPTION	MODEL# / FEATURES																																			
 <p><b>Medium Back Task w/Arms</b> Unit weight: 32 LB   14.5 KG Carton weight: 38 LB   17.24 KG Carton volume: 5.5 FT<sup>3</sup>   0.15 MT<sup>3</sup></p>	<p><b>MVL2778</b> LuxPlus or fabric</p> <p>List price: 606</p>																																			
	<table border="1"> <thead> <tr> <th rowspan="2"></th> <th colspan="3">OVERALL DIMENSIONS</th> <th colspan="3">SEAT DIMENSIONS</th> <th colspan="2">BACK DIMENSIONS</th> </tr> <tr> <th>W</th> <th>D</th> <th>H</th> <th>W</th> <th>D</th> <th>H</th> <th>W</th> <th>H</th> </tr> </thead> <tbody> <tr> <td>IN</td> <td>24.5</td> <td>24.5</td> <td>38</td> <td>19</td> <td>16</td> <td>16.5-21.5</td> <td>18</td> <td>19</td> </tr> <tr> <td>MM</td> <td>622</td> <td>622</td> <td>965</td> <td>483</td> <td>406</td> <td>419-546</td> <td>457</td> <td>483</td> </tr> </tbody> </table>		OVERALL DIMENSIONS			SEAT DIMENSIONS			BACK DIMENSIONS		W	D	H	W	D	H	W	H	IN	24.5	24.5	38	19	16	16.5-21.5	18	19	MM	622	622	965	483	406	419-546	457	483
			OVERALL DIMENSIONS			SEAT DIMENSIONS			BACK DIMENSIONS																											
		W	D	H	W	D	H	W	H																											
IN	24.5	24.5	38	19	16	16.5-21.5	18	19																												
MM	622	622	965	483	406	419-546	457	483																												
<p>Ergonomic features: C, E, H, M, N</p> <p>RTA 2    courier    1 per carton    CANADA    GREENGUARD</p>																																				
	<p>List price: 502</p>																																			
 <p><b>Medium Back Armless Task</b> Unit weight: 23 LB   10.5 KG Carton weight: 29 LB   13.15 KG Carton volume: 5.5 FT<sup>3</sup>   0.15 MT<sup>3</sup></p>	<p><b>MVL2779</b> LuxPlus or fabric</p> <p>List price: 502</p>																																			
	<table border="1"> <thead> <tr> <th rowspan="2"></th> <th colspan="3">OVERALL DIMENSIONS</th> <th colspan="3">SEAT DIMENSIONS</th> <th colspan="2">BACK DIMENSIONS</th> </tr> <tr> <th>W</th> <th>D</th> <th>H</th> <th>W</th> <th>D</th> <th>H</th> <th>W</th> <th>H</th> </tr> </thead> <tbody> <tr> <td>IN</td> <td>19</td> <td>24.5</td> <td>38</td> <td>19</td> <td>16.5</td> <td>16.5-21.5</td> <td>18</td> <td>19</td> </tr> <tr> <td>MM</td> <td>483</td> <td>622</td> <td>965</td> <td>483</td> <td>406</td> <td>419-546</td> <td>457</td> <td>483</td> </tr> </tbody> </table>		OVERALL DIMENSIONS			SEAT DIMENSIONS			BACK DIMENSIONS		W	D	H	W	D	H	W	H	IN	19	24.5	38	19	16.5	16.5-21.5	18	19	MM	483	622	965	483	406	419-546	457	483
			OVERALL DIMENSIONS			SEAT DIMENSIONS			BACK DIMENSIONS																											
		W	D	H	W	D	H	W	H																											
IN	19	24.5	38	19	16.5	16.5-21.5	18	19																												
MM	483	622	965	483	406	419-546	457	483																												
<p>Ergonomic features: C, E, M, N</p> <p>RTA 2    courier    1 per carton    CANADA    GREENGUARD</p>																																				
	<p>List price: 388</p>																																			
 <p><b>Low Back Armless Task</b> Unit weight: 23 LB   10.5 KG Carton weight: 28 LB   12.7 KG Carton volume: 4.7 FT<sup>3</sup>   0.13 MT<sup>3</sup></p>	<p><b>MVL2786</b> LuxPlus or fabric</p> <p>List price: 388</p>																																			
	<table border="1"> <thead> <tr> <th rowspan="2"></th> <th colspan="3">OVERALL DIMENSIONS</th> <th colspan="3">SEAT DIMENSIONS</th> <th colspan="2">BACK DIMENSIONS</th> </tr> <tr> <th>W</th> <th>D</th> <th>H</th> <th>W</th> <th>D</th> <th>H</th> <th>W</th> <th>H</th> </tr> </thead> <tbody> <tr> <td>IN</td> <td>19</td> <td>24</td> <td>34</td> <td>19</td> <td>16.5</td> <td>16-21</td> <td>17.5</td> <td>16</td> </tr> <tr> <td>MM</td> <td>483</td> <td>610</td> <td>864</td> <td>483</td> <td>419</td> <td>406-533</td> <td>445</td> <td>406</td> </tr> </tbody> </table>		OVERALL DIMENSIONS			SEAT DIMENSIONS			BACK DIMENSIONS		W	D	H	W	D	H	W	H	IN	19	24	34	19	16.5	16-21	17.5	16	MM	483	610	864	483	419	406-533	445	406
			OVERALL DIMENSIONS			SEAT DIMENSIONS			BACK DIMENSIONS																											
		W	D	H	W	D	H	W	H																											
IN	19	24	34	19	16.5	16-21	17.5	16																												
MM	483	610	864	483	419	406-533	445	406																												
<p>Ergonomic features: C, E, M, N</p> <p>RTA 2    courier    1 per carton    CANADA    GREENGUARD</p>																																				
	<p>List price: 510</p>																																			
 <p><b>Low Back Task w/Arms</b> Unit weight: 29 LB   13.2 KG Carton weight: 34 LB   15.42 KG Carton volume: 4.7 FT<sup>3</sup>   0.13 MT<sup>3</sup></p>	<p><b>MVL2789</b> LuxPlus or fabric</p> <p>List price: 510</p>																																			
	<table border="1"> <thead> <tr> <th rowspan="2"></th> <th colspan="3">OVERALL DIMENSIONS</th> <th colspan="3">SEAT DIMENSIONS</th> <th colspan="2">BACK DIMENSIONS</th> </tr> <tr> <th>W</th> <th>D</th> <th>H</th> <th>W</th> <th>D</th> <th>H</th> <th>W</th> <th>H</th> </tr> </thead> <tbody> <tr> <td>IN</td> <td>24</td> <td>24</td> <td>34</td> <td>19</td> <td>16.5</td> <td>16-21</td> <td>17.5</td> <td>16</td> </tr> <tr> <td>MM</td> <td>610</td> <td>610</td> <td>864</td> <td>483</td> <td>419</td> <td>406-533</td> <td>445</td> <td>406</td> </tr> </tbody> </table>		OVERALL DIMENSIONS			SEAT DIMENSIONS			BACK DIMENSIONS		W	D	H	W	D	H	W	H	IN	24	24	34	19	16.5	16-21	17.5	16	MM	610	610	864	483	419	406-533	445	406
			OVERALL DIMENSIONS			SEAT DIMENSIONS			BACK DIMENSIONS																											
		W	D	H	W	D	H	W	H																											
IN	24	24	34	19	16.5	16-21	17.5	16																												
MM	610	610	864	483	419	406-533	445	406																												
<p>Ergonomic features: C, E, H, M, N</p> <p>RTA 2    courier    1 per carton    CANADA    GREENGUARD</p>																																				

DESCRIPTION MODEL# / FEATURES



**Low Back Armless Height Adjustable Task Stool**

Unit weight: 40 LB | 18.2 KG  
 Carton weight: 45 LB | 20.41 KG  
 Carton volume: 7 FT³ | 0.19 MT³

List price  
**MVL2796**  
 LuxPlus  
 or fabric 602

Ergonomic features:  
 C, E, M, N

OVERALL DIMENSIONS			SEAT DIMENSIONS			BACK DIMENSIONS	
W	D	H	W	D	H	W	H
IN 19	24	44	19	16.5	23.5-33.5	17.5	16
MM 483	610	1118	483	419	597-851	445	406

RTA 2 1 per carton



**Low Back Height Adjustable Task Stool w/Arms**

Unit weight: 46 LB | 20.9 KG  
 Carton weight: 50 LB | 22.68 KG  
 Carton volume: 7 FT³ | 0.19 MT³

List price  
**MVL2799**  
 LuxPlus  
 or fabric 723

Ergonomic features:  
 C, E, H, M, N

OVERALL DIMENSIONS			SEAT DIMENSIONS			BACK DIMENSIONS	
W	D	H	W	D	H	W	H
IN 24	24	44	19	16.5	23.5-33.5	17.5	16
MM 610	610	1118	483	419	597-851	445	406

RTA 2 1 per carton



**Height Adjustable T-Arms - 1 pair**

Unit weight: 8 LB | 3.6 KG  
 Carton weight: 10 LB | 4.54 KG  
 Carton volume: 1.3 FT³ | 0.03 MT³

List price  
**MVL2784**  
 119

OVERALL DIMENSIONS			SEAT DIMENSIONS			BACK DIMENSIONS	
W	D	H	W	D	H	W	H
IN 3	10	12	-	-	-	-	-
MM 76	254	305	-	-	-	-	-

RTA 00 1 pair per carton (pricing is for the pair, specifications are for one arm)

## ZIM



model OTG11351AB



model OTG11351AG  
shown with adjustable headrest



model OTG11353B

### STANDARD FEATURES










- High back chair with wraparound mesh design.
- Standard with height adjustable T arms with self-skinned urethane (SSU) armcaps.
- Synchro-tilter models are available in Black polyester fabric seat with mesh back in Black (B) or Grey (G).
- Black base with dual wheel carpet casters (C1) is standard.
- Optional adjustable headrest OTG11352 is available for synchro-tilter models OTG11351AB and OTG11351AG. Headrest tilts and moves up and down to fit comfortably into the curve of the neck. Coat hanger is included with the headrest. Two sets of screws are included to install the headrest with or without the coat hanger.
- Height adjustable task stool is standard in Black polyester fabric seat with Black mesh back and equipped with an adjustable Chrome footrest.
- Compliant with the emissions guidelines set by the GREENGUARD Environmental Institute.
- Limited warranty (2-year exceptions apply - see page 151).
- Weight capacity for this series is 300 lbs.

### CHAIR ADJUSTMENTS

- **Synchro-tilter chairs**
  - Synchro tilt with multi-position tilt lock.
  - Automatic tilt tension adjustment.
  - Seat depth adjustment.
  - Pneumatic seat height adjustment.
- **Height adjustable stool**
  - Task mechanism.
  - Pneumatic seat height adjustment.
  - Height adjustable Chrome footrest.

### OPTIONAL FEATURES

- Hard surface flooring casters (**C9R**) can be purchased separately. Add \$96/set.

DESCRIPTION	MODEL# / FEATURES	List price																																
 <p><b>High Back Weight Sensing Synchro-Tilter</b> Unit weight: 44 LB   19.95 KG Carton weight: 44 LB   19.96 KG Carton volume: 5.75 FT<sup>3</sup>   0.16 MT<sup>3</sup></p>	<p><b>OTG11351AB</b> Black mesh back</p> <p>Ergonomic features: B, C, E, H, L, M, N</p>	<p>540</p> <table border="1"> <thead> <tr> <th colspan="3">OVERALL DIMENSIONS</th> <th colspan="3">SEAT DIMENSIONS</th> <th colspan="2">BACK DIMENSIONS</th> </tr> <tr> <th>W</th> <th>D</th> <th>H</th> <th>W</th> <th>D</th> <th>H</th> <th>W</th> <th>H</th> </tr> </thead> <tbody> <tr> <td>IN 26</td> <td>24.5</td> <td>43</td> <td>19.5</td> <td>18-20</td> <td>18.5-22.5</td> <td>18</td> <td>22.5</td> </tr> <tr> <td>MM 660</td> <td>622</td> <td>1092</td> <td>495</td> <td>457-508</td> <td>470-572</td> <td>457</td> <td>572</td> </tr> </tbody> </table> <p>RTA 8  1 per carton </p>	OVERALL DIMENSIONS			SEAT DIMENSIONS			BACK DIMENSIONS		W	D	H	W	D	H	W	H	IN 26	24.5	43	19.5	18-20	18.5-22.5	18	22.5	MM 660	622	1092	495	457-508	470-572	457	572
	OVERALL DIMENSIONS			SEAT DIMENSIONS			BACK DIMENSIONS																											
W	D	H	W	D	H	W	H																											
IN 26	24.5	43	19.5	18-20	18.5-22.5	18	22.5																											
MM 660	622	1092	495	457-508	470-572	457	572																											
 <p><b>High Back Weight Sensing Synchro-Tilter</b> Unit weight: 44 LB   19.95 KG Carton weight: 44 LB   19.96 KG Carton volume: 5.75 FT<sup>3</sup>   0.16 MT<sup>3</sup></p>	<p><b>OTG11351AG</b> Grey mesh back</p> <p>Ergonomic features: B, C, E, H, L, M, N</p>	<p>540</p> <table border="1"> <thead> <tr> <th colspan="3">OVERALL DIMENSIONS</th> <th colspan="3">SEAT DIMENSIONS</th> <th colspan="2">BACK DIMENSIONS</th> </tr> <tr> <th>W</th> <th>D</th> <th>H</th> <th>W</th> <th>D</th> <th>H</th> <th>W</th> <th>H</th> </tr> </thead> <tbody> <tr> <td>IN 26</td> <td>24.5</td> <td>43</td> <td>19.5</td> <td>18-20</td> <td>18.5-22.5</td> <td>18</td> <td>22.5</td> </tr> <tr> <td>MM 660</td> <td>622</td> <td>1092</td> <td>495</td> <td>457-508</td> <td>470-572</td> <td>457</td> <td>572</td> </tr> </tbody> </table> <p>RTA 8  1 per carton </p>	OVERALL DIMENSIONS			SEAT DIMENSIONS			BACK DIMENSIONS		W	D	H	W	D	H	W	H	IN 26	24.5	43	19.5	18-20	18.5-22.5	18	22.5	MM 660	622	1092	495	457-508	470-572	457	572
	OVERALL DIMENSIONS			SEAT DIMENSIONS			BACK DIMENSIONS																											
W	D	H	W	D	H	W	H																											
IN 26	24.5	43	19.5	18-20	18.5-22.5	18	22.5																											
MM 660	622	1092	495	457-508	470-572	457	572																											
 <p><b>Adjustable Headrest w/Coat Hanger</b> Unit weight: 3.7 LB   1.67 KG Carton weight: 3.7 LB   1.68 KG Carton volume: 0.7 FT<sup>3</sup>   0.01 MT<sup>3</sup></p>	<p><b>OTG11352</b></p> <p>Easily attaches to chairs OTG11351AB or OTG11351AG.</p> <p>Black polyester fabric only</p>	<p>83</p> <table border="1"> <thead> <tr> <th colspan="3">OVERALL DIMENSIONS</th> <th colspan="3">SEAT DIMENSIONS</th> <th colspan="2">BACK DIMENSIONS</th> </tr> <tr> <th>W</th> <th>D</th> <th>H</th> <th>W</th> <th>D</th> <th>H</th> <th>W</th> <th>H</th> </tr> </thead> <tbody> <tr> <td>IN 16.5</td> <td>7.5</td> <td>9.25</td> <td>-</td> <td>-</td> <td>-</td> <td>-</td> <td>-</td> </tr> <tr> <td>MM 419</td> <td>191</td> <td>235</td> <td>-</td> <td>-</td> <td>-</td> <td>-</td> <td>-</td> </tr> </tbody> </table> <p>RTA 8  1 per carton </p>	OVERALL DIMENSIONS			SEAT DIMENSIONS			BACK DIMENSIONS		W	D	H	W	D	H	W	H	IN 16.5	7.5	9.25	-	-	-	-	-	MM 419	191	235	-	-	-	-	-
	OVERALL DIMENSIONS			SEAT DIMENSIONS			BACK DIMENSIONS																											
W	D	H	W	D	H	W	H																											
IN 16.5	7.5	9.25	-	-	-	-	-																											
MM 419	191	235	-	-	-	-	-																											

DESCRIPTION MODEL# / FEATURES



**High Back Height Adjustable Task Stool**

Unit weight: 44 LB | 19.95 KG  
 Carton weight: 44 LB | 19.96 KG  
 Carton volume: 6.25 FT³ | 0.17 M³

**OTG11353B**  
 Black mesh back

List price

540

OVERALL DIMENSIONS			SEAT DIMENSIONS			BACK DIMENSIONS		
	W	D	H	W	D	H	W	H
IN	25.5	24.25	50.75	20.5	17	24.25-32	17.5	24
MM	648	616	1289	521	432	616-813	445	610

Ergonomic features:  
 C, H, M, N

RTA 8



1 per carton



Ionic Benching

Lite-Lift II

Newland series

OTG Panels

Pashley

# Desks & Tables

Ionic benching .....	119
Lift-Lift II tables .....	126
Newland .....	86
Newland privacy panels .....	115
Newland quick assembly height adjustable tables .....	117
OTG panels .....	123
Pashley .....	125



**GENERAL INFORMATION**

- Newland combines classic design, quality and value.
- A modular thermally fused laminate desking line that is sure to become your go-to for quick, functional and practical workplace solutions.
- Newland supports a wide range of workspace applications, including private offices, open plan, meeting and training spaces that will stand the test of time.
- Easy to plan with.
- Ease of assembly built into design with metal-to-metal connectors.
- Thermally fused laminate surfaces with 2mm thick edgeband.
- 10 finishes to choose from.
- 1" thick worksurfaces.
- All drawers are equipped with ball bearing over-travel slides.
- File drawers accommodate letter or legal size filing.
- Silver finish handles and locks.
- Grommets are standard on select models as reflected in the price list lineart.
- Wire access standard on hutches.
- Canadian made and backed by Global's Warranty.
- GREENGUARD certified.

**GENERAL CONSTRUCTION**

- All components are made from 45 lb. density particle board covered with thermally fused laminate on both sides.
- Interlocking cam lock connectors.
- Leveling glides are standard on all floor units.
- Locks are standard on pedestals, storage cabinets and lateral files, and have removable cores.
- Key locks are random and cannot be specified.
- All file drawers and box drawers have ball bearing over-travel slides to provide full access to drawer interiors.
- Top box drawers include one pencil tray.

**LAMINATE FINISHES**

- ACJ Absolute Acajou
- ASN Asian Night
- DES Dark Espresso
- DWT Designer White
- NBL Noce Biondo
- NGL Noce Grigio
- NEL Noce Leggero
- NML Noce Medio
- WHC White Chocolate
- WCR Winter Cherry

**FINISHES - METAL LEGS**

- Available in the following Sandtex finishes:
  - TBL Black
  - TDW Designer White
  - TTU Tungsten

**TACKBOARD COLOURS**

- Tackboards are available to fit 66" and 72" wide hutches.
- Lola fabric is standard and is available in the following colours:
 

Blue Mist (LL14)	Medium Taupe (LL11)
Caramel Cream (LL12)	Sandstone (LL38)
Cinder (LL37)	Spray (LL35)
Granite (LL36)	

**TABLE DESK/RETURNS WITH 2" SQUARE METAL H-LEGS**

- Rectangular table desks include two 28.5" high H-legs.
- Nominal 30"D table desks are 29.7"D actual.
- Returns include one 28.5" high H-leg.
- H-legs are available in Black (TBL), Designer White (TDW) or Tungsten (TTU).
- Returns are non-handed and can be used for left or right hand applications.
- All table desks include 4"H underside stability panel for structural integrity, recessed from approach side: 5.1" for 24"D table desks, and 5.3" for 30"D table desks. Stability panel is interchangeable with table desk modesty ordered separately.
- 24"D table desks will not accommodate NLMP232BBF or NL23BBF pedestals; use NLMP23BF with 24"D table desks.
- Underside clearance for keyboard mechanisms:  
23.4" - per 30"D table desks  
17.9" - per 24"D table desks

**RETURNS WITH LAMINATE GABLES**

- All gables are reversible for left or right hand applications.
- Full modesty panels are standard.

**HUTCHES**

- Hutches are available in 36", 66" and 72" widths. All hutches are 15" deep.
- Hutches are shipped ready to assemble.
- 66" and 72" hutches have a 20" height clearance between the worksurface and the underside of the hutch shelf.
- 36" hutch comes with two shelves. The lower shelf is height adjustable.
- Laminate door kits are available for the 36", 66" and 72" wide hutches. Laminate doors are 1 1/16" thick.
- Doors for 72" and 66" hutches come in a package of two doors, and accommodate either the left side or right side of the hutch. For full closure, two door kits are required, for a total of four doors.
- Hutches can be mounted onto credenza units without mechanical fasteners. Two-sided tape is provided to secure hutch to the surface it is sitting on.
- Hutches come standard with one grommet and a full-length 1" wire access strip for cable management.

**STORAGE UNITS (FREESTANDING VS. UNDER WORKSURFACE)**

- One set of front-to-back file bars included per file drawer.
- All 24" deep lateral files come with interlock mechanisms. All 24"D lateral files and storage units come standard with tops and are designed to be freestanding.
- All 23" deep lateral files and storage units are designed for use underneath worksurfaces and are not intended to be used as freestanding pieces.
- All mobile pedestals include counterweight.

**MODESTY PANELS**

- Modesty panels are available as an add-on component for table desks with H-leg. Modesty panels are recessed 5.1" for 24"D table desks, and 5.3" for 30"D table desks; 12" high with 16.6" clearance from the floor. Please see individual models for specific codes.
- Full modesty panels are standard on bow front desks, rectangular desks, credenzas, returns with laminate gable and bridges.
- Modesty panel is recessed for knee space on front:  
Bow front desk - 6.5" recess on ends, 12.5" at center  
30" deep desk - 5.6" recess  
36" deep desk - 6.5" recess
- "D" islands and rectangular islands with square post include 12" high modesty with 16.6" clearance from the floor. Please see individual models for specific codes.
- Modesty panel is flush (no recess) for credenzas, returns and bridges.

**WORKSURFACES WITH 2" SQUARE POST LEGS**

- "D" and Rectangular Islands are standard with a single post leg, end gable and 12" high modesty panel.
- Post legs are 2" square and are available in Black (TBL), Designer White (TDW) or Tungsten (TTU).
- Worksurface tops are predrilled with threaded steel inserts to connect legs with Truss head screws.

**HANDLES**

- Handles are standard on all storage cabinets and pedestals.
- Silver rectangular handle is standard.
- Handles available separately for use with Zira series; can be field exchanged with any standard Zira handle.

**LOCKS**

- Key numbers range from #401-440. Locks are randomly installed at the factory. Key alike or preferred number assignment are not available.

**GROMMETS**

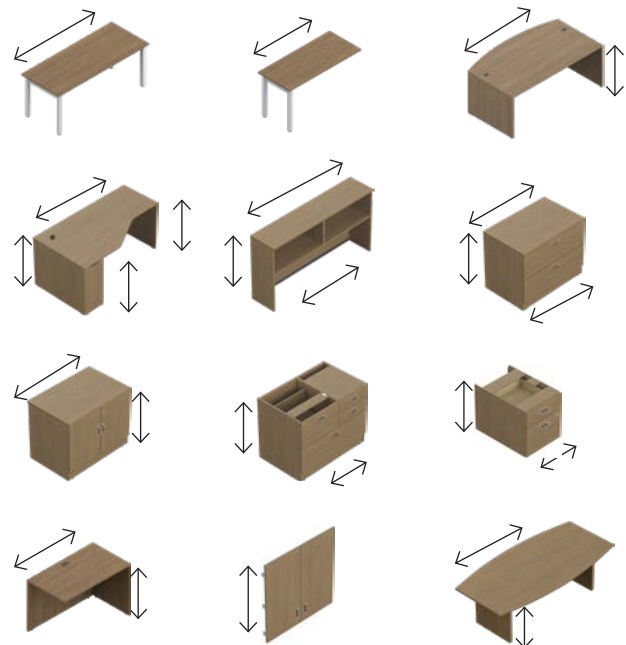
- Grommets are standard where shown in this price list lineart. For location and number of grommets, see price list specifications on individual components.
- Grommet locations are predetermined and cannot be specified.
- Grommets may be removed upon request. Please specify (RSG) for no grommet option. **Add \$53.** The no grommet option requires an extended lead time.

**POWER BLOCK OPTIONS**

- Refer to page 132 for power and data for options to deliver desktop power and/or USB charging ports

**LAMINATES WITH WOODGRAIN**

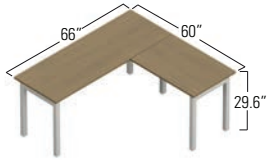
- Typical woodgrain direction



**ASSEMBLY**

- Pedestals, lateral files and storage cabinets are shipped fully assembled.
- All other components require some assembly, metal-to-metal fasteners where applicable.

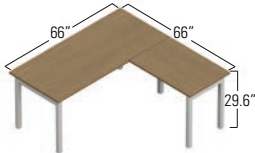
## NLP223: "L" Shape Suite\*



Package Contents	Model Number	Quantity	List Price	Package Price
Table Desk	NL6624DHL	1	<b>\$778</b>	<b>\$1181</b>
Return	NL3624RHL	1	<b>\$404</b>	

Carton weight: 165.7 LB | 75.16 KG  
Carton volume: 16.8 FT<sup>3</sup> | 0.47 MT<sup>3</sup>

## NLP222: "L" Shape Suite\*



Package Contents	Model Number	Quantity	List Price	Package Price
Table Desk	NL6630DHL	1	<b>\$803</b>	<b>\$1207</b>
Return	NL3624RHL	1	<b>\$404</b>	

Carton weight: 179.5 LB | 81.42 KG  
Carton volume: 16.9 FT<sup>3</sup> | 0.47 MT<sup>3</sup>

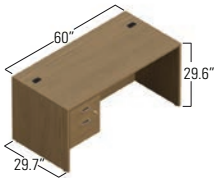
## NLP224: "L" Shape Suite\*



Package Contents	Model Number	Quantity	List Price	Package Price
Table Desk	NL7230DHL	1	<b>\$822</b>	<b>\$1236</b>
Return	NL4224RHL	1	<b>\$414</b>	

Carton weight: 189.1 LB | 85.77 KG  
Carton volume: 17.5 FT<sup>3</sup> | 0.49 MT<sup>3</sup>

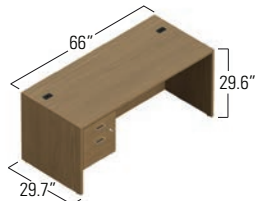
## NLP111: 60" x 30" Single Pedestal Desk\*



Package Contents	Model Number	Quantity	List Price	Package Price
Rectangular Desk	NL6030D	1	<b>\$707</b>	<b>\$1239</b>
Hanging Box/File Pedestal	NL23HBF	1	<b>\$533</b>	

Carton weight: 187 LB | 84.82 KG  
Carton volume: 10.75 FT<sup>3</sup> | 0.3 MT<sup>3</sup>

## NLP516: 66" x 30" Single Pedestal Desk\*



Package Contents	Model Number	Quantity	List Price	Package Price
Rectangular Desk	NL6630D	1	<b>\$724</b>	<b>\$1257</b>
Hanging Box/File Pedestal	NL23HBF	1	<b>\$533</b>	

Carton weight: 196 LB | 88.9 KG  
Carton volume: 11.25 FT<sup>3</sup> | 0.31 MT<sup>3</sup>

\* Can be assembled for left or right hand applications

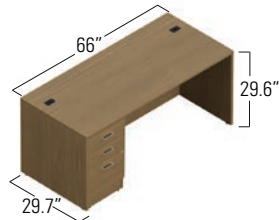
NLP232: 60" x 30" Single Pedestal Desk\*



Package Contents	Model Number	Quantity	List Price	Package Price
Rectangular Desk	NL6030D	1	<b>\$707</b>	<b>\$1456</b>
Box/Box/File Pedestal	NL23BBF	1	<b>\$750</b>	

Carton weight: 213 LB | 96.62 KG  
 Carton volume: 13.75 FT<sup>3</sup> | 0.38 MT<sup>3</sup>

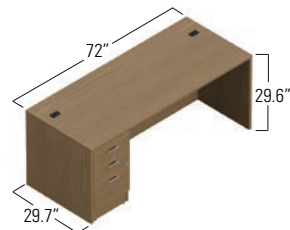
NLP517: 66" x 30" Single Pedestal Desk\*



Package Contents	Model Number	Quantity	List Price	Package Price
Rectangular Desk	NL6630D	1	<b>\$724</b>	<b>\$1474</b>
Box/Box/File Pedestal	NL23BBF	1	<b>\$750</b>	

Carton weight: 222 LB | 100.7 KG  
 Carton volume: 14.25 FT<sup>3</sup> | 0.4 MT<sup>3</sup>

NLP418: 72" x 30" Single Pedestal Desk\*



Package Contents	Model Number	Quantity	List Price	Package Price
Rectangular Desk	NL7230D	1	<b>\$761</b>	<b>\$1511</b>
Box/Box/File Pedestal	NL23BBF	1	<b>\$750</b>	

Carton weight: 230 LB | 104.33 KG  
 Carton volume: 14.75 FT<sup>3</sup> | 0.41 MT<sup>3</sup>

NLP113: "L" Shape 66" x 66"\*



Package Contents	Model Number	Quantity	List Price	Package Price
Credenza - Rectangular	NL6624C	1	<b>\$674</b>	<b>\$1568</b>
Rectangular Island w/Square Post	NL4224RIS	1	<b>\$362</b>	
Hanging Box/File Pedestal	NL23HBF	1	<b>\$533</b>	

Carton weight: 217.8 LB | 98.79 KG  
 Carton volume: 15.65 FT<sup>3</sup> | 0.44 MT<sup>3</sup>

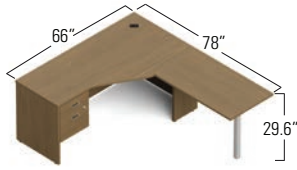
NLP110: 66" x 30" Double Pedestal Desk



Package Contents	Model Number	Quantity	List Price	Package Price
Rectangular Desk	NL6630D	1	<b>\$724</b>	<b>\$1789</b>
Hanging Box/File Pedestal	NL23HBF	2	<b>\$533</b>	

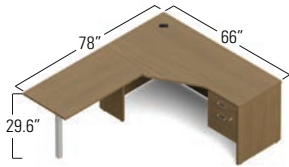
Carton weight: 250 LB | 113.4 KG  
 Carton volume: 16.5 FT<sup>3</sup> | 0.46 MT<sup>3</sup>

NLP115R: "L" Shape 66" x 78"



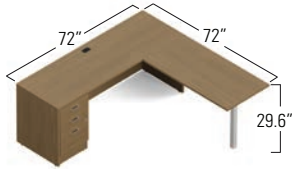
Package Contents	Model Number	Quantity	List Price	Package Price
Extended Corner Credenza - RIGHT	NL6636CER	1	<b>\$913</b>	<b>\$1807</b>
Rectangular Island w/Square Post	NL4224RIS	1	<b>\$362</b>	
Hanging Box/File Pedestal	NL23HBF	1	<b>\$533</b>	
Carton weight: 246.8 LB   111.95 KG				
Carton volume: 16.95 FT <sup>3</sup>   0.47 MT <sup>3</sup>				

NLP115L: "L" Shape 78" x 66"



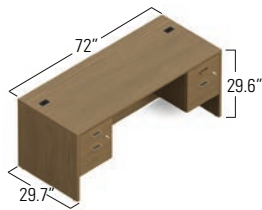
Package Contents	Model Number	Quantity	List Price	Package Price
Extended Corner Credenza - LEFT	NL6636CEL	1	<b>\$913</b>	<b>\$1807</b>
Rectangular Island w/Square Post	NL4224RIS	1	<b>\$362</b>	
Hanging Box/File Pedestal	NL23HBF	1	<b>\$533</b>	
Carton weight: 246.8 LB   111.95 KG				
Carton volume: 16.95 FT <sup>3</sup>   0.47 MT <sup>3</sup>				

NLP114 - "L" Shape 72" x 72"\*



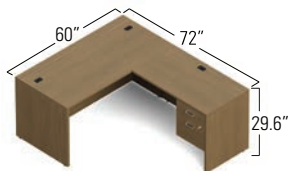
Package Contents	Model Number	Quantity	List Price	Package Price
Credenza - Rectangular	NL7224C	1	<b>\$692</b>	<b>\$1821</b>
Rectangular Island w/Square Post	NL4824RIS	1	<b>\$379</b>	
Box/Box/File Pedestal	NL23BBF	1	<b>\$750</b>	
Carton weight: 253.8 LB   115.12 KG				
Carton volume: 18.95 FT <sup>3</sup>   0.53 MT <sup>3</sup>				

NLP518: 72" x 30" Double Pedestal Desk



Package Contents	Model Number	Quantity	List Price	Package Price
Rectangular Desk	NL7230D	1	<b>\$761</b>	<b>\$1826</b>
Hanging Box/File Pedestal	NL23HBF	2	<b>\$533</b>	
Carton weight: 258 LB   117.03 KG				
Carton volume: 17 FT <sup>3</sup>   0.48 MT <sup>3</sup>				

NLP524: "L" Shape Desk\*



Package Contents	Model Number	Quantity	List Price	Package Price
Rectangular Desk	NL6030D	1	<b>\$707</b>	<b>\$1836</b>
Return	NL4224R	1	<b>\$597</b>	
Hanging Box/File Pedestal	NL23HBF	1	<b>\$533</b>	
Carton weight: 263 LB   119.29 KG				
Carton volume: 13.85 FT <sup>3</sup>   0.39 MT <sup>3</sup>				

\* Can be assembled for left or right hand applications

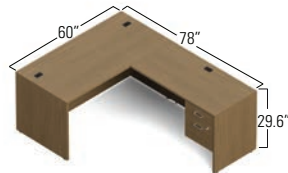
NLP520: "L" Shape Desk\*



Package Contents	Model Number	Quantity	List Price	Package Price
Rectangular Desk	NL6630D	1	<b>\$724</b>	<b>\$1854</b>
Return	NL4224R	1	<b>\$597</b>	
Hanging Box/File Pedestal	NL23HBF	1	<b>\$533</b>	

Carton weight: 272 LB | 123.38 KG  
 Carton volume: 14.35 FT³ | 0.4 MT³

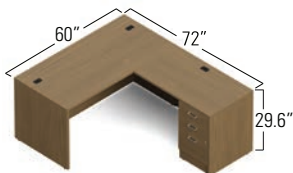
NLP107: "L" Shape Desk\*



Package Contents	Model Number	Quantity	List Price	Package Price
Rectangular Desk	NL6030D	1	<b>\$707</b>	<b>\$1874</b>
Return	NL4824R	1	<b>\$634</b>	
Hanging Box/File Pedestal	NL23HBF	1	<b>\$533</b>	

Carton weight: 271 LB | 122.92 KG  
 Carton volume: 14.15 FT³ | 0.4 MT³

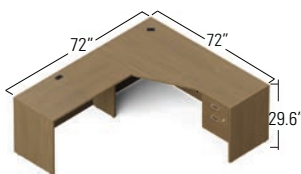
NLP525: "L" Shape Desk\*



Package Contents	Model Number	Quantity	List Price	Package Price
Rectangular Desk	NL6030D	1	<b>\$707</b>	<b>\$2054</b>
Return	NL4224R	1	<b>\$597</b>	
Box/Box/File Pedestal	NL23BBF	1	<b>\$750</b>	

Carton weight: 289 LB | 131.09 KG  
 Carton volume: 16.85 FT³ | 0.47 MT³

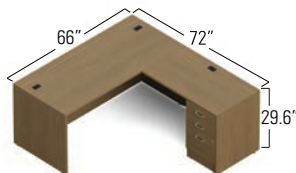
NLP478: "L" Shape 72" x 72"



Package Contents	Model Number	Quantity	List Price	Package Price
Extended Corner Credenza - LEFT	NL7236CEL	1	<b>\$967</b>	<b>\$2061</b>
Return	NL3624R	1	<b>\$561</b>	
Hanging Box/File Pedestal	NL23HBF	1	<b>\$533</b>	

Carton weight: 277 LB | 125.65 KG  
 Carton volume: 15.05 FT³ | 0.42 MT³

NLP521: "L" Shape Desk\*



Package Contents	Model Number	Quantity	List Price	Package Price
Rectangular Desk	NL6630D	1	<b>\$724</b>	<b>\$2071</b>
Return	NL4224R	1	<b>\$597</b>	
Box/Box/File Pedestal	NL23BBF	1	<b>\$750</b>	

Carton weight: 298 LB | 135.17 KG  
 Carton volume: 17.35 FT³ | 0.49 MT³

\* Can be assembled for left or right hand applications

# N NEWLAND™ - PACKAGES

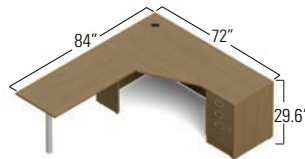
NLP117R - "L" Shape 72" x 84"



Package Contents	Model Number	Quantity	List Price	Package Price
Extended Corner Credenza - RIGHT	NL7236CER	1	<b>\$967</b>	<b>\$2096</b>
Rectangular Island w/Square Post	NL4824RIS	1	<b>\$379</b>	
Box/Box/File Pedestal	NL23BBF	1	<b>\$750</b>	

Carton weight: 283.8 LB | 128.73 KG  
 Carton volume: 19.95 FT<sup>3</sup> | 0.56 MT<sup>3</sup>

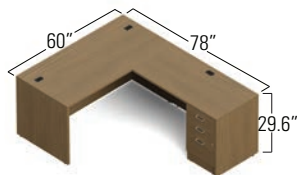
NLP117L: "L" Shape 84" x 72"



Package Contents	Model Number	Quantity	List Price	Package Price
Extended Corner Credenza - LEFT	NL7236CEL	1	<b>\$967</b>	<b>\$2096</b>
Rectangular Island w/Square Post	NL4824RIS	1	<b>\$379</b>	
Box/Box/File Pedestal	NL23BBF	1	<b>\$750</b>	

Carton weight: 283.8 LB | 128.73 KG  
 Carton volume: 19.95 FT<sup>3</sup> | 0.56 MT<sup>3</sup>

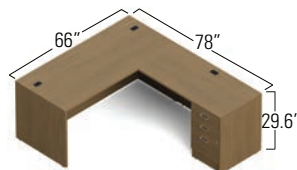
NLP515: "L" Shape Desk\*



Package Contents	Model Number	Quantity	List Price	Package Price
Rectangular Desk	NL6030D	1	<b>\$707</b>	<b>\$2091</b>
Return	NL4824R	1	<b>\$634</b>	
Box/Box/File Pedestal	NL23BBF	1	<b>\$750</b>	

Carton weight: 297 LB | 134.72 KG  
 Carton volume: 17.15 FT<sup>3</sup> | 0.48 MT<sup>3</sup>

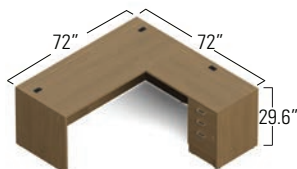
NLP108: "L" Shape Desk\*



Package Contents	Model Number	Quantity	List Price	Package Price
Rectangular Desk	NL6630D	1	<b>\$724</b>	<b>\$2108</b>
Return	NL4824R	1	<b>\$634</b>	
Box/Box/File Pedestal	NL23BBF	1	<b>\$750</b>	

Carton weight: 306 LB | 138.8 KG  
 Carton volume: 17.65 FT<sup>3</sup> | 0.49 MT<sup>3</sup>

NLP403: "L" Shape Desk\*



Package Contents	Model Number	Quantity	List Price	Package Price
Rectangular Desk	NL7230D	1	<b>\$761</b>	<b>\$2108</b>
Return	NL4224R	1	<b>\$597</b>	
Box/Box/File Pedestal	NL23BBF	1	<b>\$750</b>	

Carton weight: 306 LB | 138.8 KG  
 Carton volume: 17.85 FT<sup>3</sup> | 0.5 MT<sup>3</sup>

\* Can be assembled for left or right hand applications

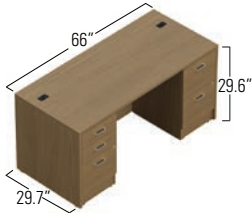
NLP315: "L" Shape Desk 66" x 66"\*



Package Contents	Model Number	Quantity	List Price	Package Price
Table Desk	NL6630DHL	1	<b>\$803</b>	<b>\$2160</b>
Return	NL3624RHL	1	<b>\$404</b>	
Mobile Box/Box/File Pedestal	NLMP23BBF	1	<b>\$953</b>	

Carton weight: 272.5 LB | 123.6 KG  
 Carton volume: 25.15 FT³ | 0.71 MT³

NLP109 - 66" x 30" Double Pedestal Desk

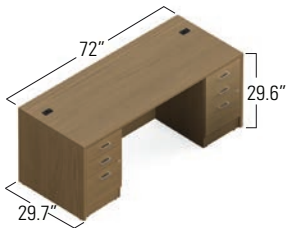


Package Contents	Model Number	Quantity	List Price	Package Price
Rectangular Desk	NL6630D	1	<b>\$724</b>	<b>\$2260</b>
Box/Box/File Pedestal	NL23BBF	1	<b>\$750</b>	
File/File Pedestal	NL23FF	1	<b>\$786</b>	

*Box/box/file and file/file pedestal positions are reversible*

Carton weight: 300 LB | 136.08 KG  
 Carton volume: 22.5 FT³ | 0.63 MT³

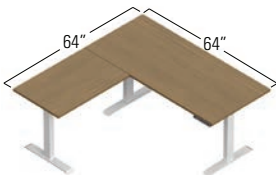
NLP519: 72" x 30" Double Pedestal Desk\*



Package Contents	Model Number	Quantity	List Price	Package Price
Rectangular Desk	NL7230D	1	<b>\$761</b>	<b>\$2261</b>
Box/Box/File Pedestal	NL23BBF	2	<b>\$750</b>	

Carton weight: 310 LB | 140.61 KG  
 Carton volume: 23 FT³ | 0.65 MT³

NLP413: "L" Shaped Desk - 3-Stage Height Adjustable Table\*

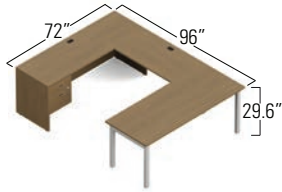


Package Contents	Model Number	Quantity	List Price	Package Price
Rectangular Top	NL6429HAT	1	<b>\$317</b>	<b>\$2230</b>
3-Stage Height Adjustable Base	MLIR30B	1	<b>\$1049</b>	
Return Top	NL3523RHT	1	<b>\$218</b>	
3-Stage Height Adjustable Return Base	MLIR30R	1	<b>\$646</b>	

Carton weight: 212.5 LB | 96.39 KG  
 Carton volume: 9.8 FT³ | 0.27 MT³

\* Can be assembled for left or right hand applications

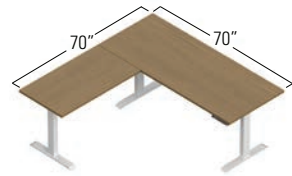
## NLP228: "U" Shaped Suite\*



Package Contents	Model Number	Quantity	List Price	Package Price
Table Desk	NL7230DHL	1	<b>\$822</b>	<b>\$2319</b>
Bridge Top	NL4224B	1	<b>\$272</b>	
Credenza - Rectangular	NL7224C	1	<b>\$692</b>	
Hanging Box/File Pedestal	NL23HBF	1	<b>\$533</b>	

Carton weight: 337.5 LB | 153.09 KG  
 Carton volume: 22.65 FT<sup>3</sup> | 0.64 MT<sup>3</sup>

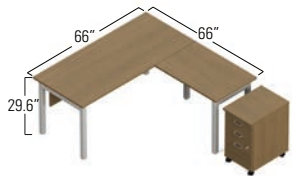
## NLP414: "L" Shaped Desk - 3-Stage Height Adjustable Table\*



Package Contents	Model Number	Quantity	List Price	Package Price
Rectangular Top	NL7029HAT	1	<b>\$334</b>	<b>\$2265</b>
3-Stage Height Adjustable Base	MLIR30B	1	<b>\$1049</b>	
Return Top	NL4123RHT	1	<b>\$236</b>	
3-Stage Height Adjustable Return Base	MLIR30R	1	<b>\$646</b>	

Carton weight: 221.5 LB | 100.47 KG  
 Carton volume: 10.3 FT<sup>3</sup> | 0.29 MT<sup>3</sup>

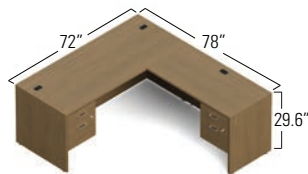
## NLP231: "L" Shape Suite\*



Package Contents	Model Number	Quantity	List Price	Package Price
Table Desk	NL6630DHL	1	<b>\$803</b>	<b>\$2413</b>
Return	NL3624RHL	1	<b>\$404</b>	
Box/Box/File Mobile Pedestal	NLMP23BBF	1	<b>\$953</b>	
Modesty Panel for Table Desk	NL6612MPT	1	<b>\$253</b>	

Carton weight: 288.5 LB | 130.86 KG  
 Carton volume: 25.85 FT<sup>3</sup> | 0.73 MT<sup>3</sup>

## NLP522: "L" Shape Desk\*

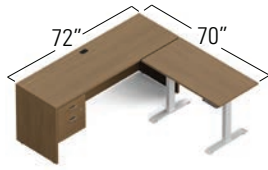


Package Contents	Model Number	Quantity	List Price	Package Price
Rectangular Desk	NL7230D	1	<b>\$761</b>	<b>\$2461</b>
Return	NL4824R	1	<b>\$634</b>	
Hanging Box/File Pedestal	NL23HBF	2	<b>\$533</b>	

Carton weight: 342 LB | 155.13 KG  
 Carton volume: 20.4 FT<sup>3</sup> | 0.57 MT<sup>3</sup>

\* Can be assembled for left or right hand applications

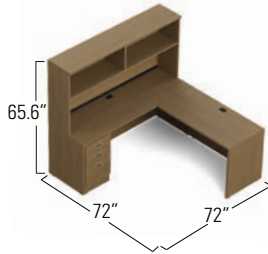
*NLP404: "L" Shaped Desk - 3-Stage Height Adjustable Table\**



Package Contents	Model Number	Quantity	List Price	Package Price
Rectangular Top	NL4623HAT	1	<b>\$264</b>	<b>\$2577</b>
3-Stage Height Adjustable Base	MLIR30B	1	<b>\$1049</b>	
Credenza - Rectangular	NL7224C	1	<b>\$692</b>	
Hanging Box/File Pedestal	NL23HBF	2	<b>\$533</b>	

Carton weight: 287.2 LB | 130.27 KG  
 Carton volume: 16.35 FT<sup>3</sup> | 0.46 MT<sup>3</sup>


*NLP424: Supervisor Suite w/Rectangular Credenza\**



Package Contents	Model Number	Quantity	List Price	Package Price
Return	NL4824R	1	<b>\$634</b>	<b>\$2862</b>
Credenza - Rectangular	NL7224C	1	<b>\$692</b>	
Box/Box/File Pedestal	NL23BBF	1	<b>\$750</b>	
Hutch - 72"	NL71HO	1	<b>\$786</b>	

Carton weight: 432 LB | 195.95 KG  
 Carton volume: 25.25 FT<sup>3</sup> | 0.71 MT<sup>3</sup>

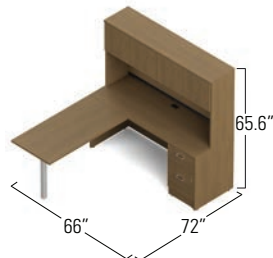
*NLP523: "L" Shape Desk\**



Package Contents	Model Number	Quantity	List Price	Package Price
Rectangular Desk	NL7230D	1	<b>\$761</b>	<b>\$2895</b>
Return	NL4824R	1	<b>\$634</b>	
Box/Box/File Pedestal	NL23BBF	2	<b>\$750</b>	

Carton weight: 394 LB | 178.72 KG  
 Carton volume: 26.4 FT<sup>3</sup> | 0.74 MT<sup>3</sup>

*NLP724: Management "L" Suite\**

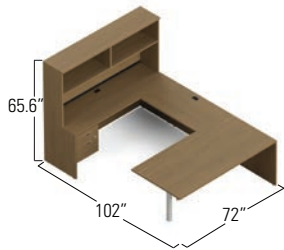


Package Contents	Model Number	Quantity	List Price	Package Price
Rectangular Island w/Square Post	NL4824RIS	1	<b>\$379</b>	<b>\$2944</b>
Credenza - Rectangular	NL6624C	1	<b>\$674</b>	
Laminate Doors - set of 2	NL32DRL	2	<b>\$181</b>	
Hutch - 66"	NL65HO	1	<b>\$743</b>	
File/File Pedestal	NL23FF	1	<b>\$786</b>	

Carton weight: 409 LB | 185.52 KG  
 Carton volume: 28.6 FT<sup>3</sup> | 0.8 MT<sup>3</sup>

\* Can be assembled for left or right hand applications

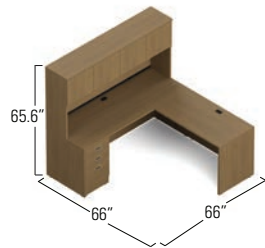
## NLP331: "U" Shaped Suite\*



Package Contents	Model Number	Quantity	List Price	Package Price
Rectangular Island w/Square Post Bridge	NL7236RMS	1	<b>\$677</b>	<b>\$3086</b>
Credenza - Rectangular	NL4224FB	1	<b>\$399</b>	
Hutch - 72"	NL7224C	1	<b>\$692</b>	
Hanging Box/File Pedestal	NL71HO	1	<b>\$786</b>	
	NL23HBF	1	<b>\$533</b>	

Carton weight: 521.8 LB | 236.68 KG  
Carton volume: 28.95 FT<sup>3</sup> | 0.81 MT<sup>3</sup>

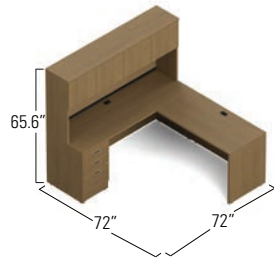
## NLP408: "L" Shaped Suite 66" x 66"\*



Package Contents	Model Number	Quantity	List Price	Package Price
Rectangular Desk	NL6630D	1	<b>\$724</b>	<b>\$3140</b>
Return	NL3624R	1	<b>\$561</b>	
Laminate Doors - set of 2	NL32DRL	2	<b>\$181</b>	
Hutch - 66"	NL65HO	1	<b>\$743</b>	
Box/Box/File Pedestal	NL23BBF	1	<b>\$750</b>	

Carton weight: 453 LB | 205.48 KG  
Carton volume: 26.9 FT<sup>3</sup> | 0.76 MT<sup>3</sup>

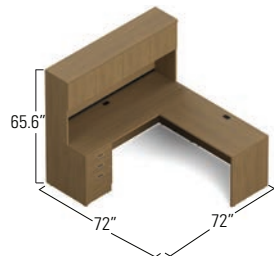
## NLP116: "L" Shaped Suite 72" x 72"\*



Package Contents	Model Number	Quantity	List Price	Package Price
Return	NL4824R	1	<b>\$634</b>	<b>\$3254</b>
Credenza - Rectangular	NL7224C	1	<b>\$692</b>	
Laminate Doors - set of 2	NL35DRL	2	<b>\$196</b>	
Hutch - 72"	NL71HO	1	<b>\$786</b>	
Box/Box/File Pedestal	NL23BBF	1	<b>\$750</b>	

Carton weight: 462 LB | 209.56 KG  
Carton volume: 28.65 FT<sup>3</sup> | 0.81 MT<sup>3</sup>

## NLP420: "L" Shaped Suite 72" x 72"\*

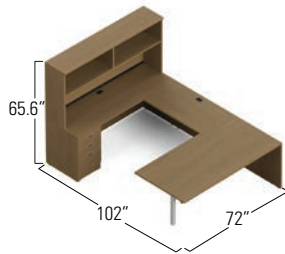


Package Contents	Model Number	Quantity	List Price	Package Price
Rectangular Desk	NL7230D	1	<b>\$761</b>	<b>\$3286</b>
Return	NL4224R	1	<b>\$597</b>	
Hutch - 72"	NL71HO	1	<b>\$786</b>	
Laminate Doors - set of 2	NL35DRL	2	<b>\$196</b>	
Box/Box/File Pedestal	NL23BBF	1	<b>\$750</b>	

Carton weight: 479 LB | 217.27 KG  
Carton volume: 28.75 FT<sup>3</sup> | 0.81 MT<sup>3</sup>

\* Can be assembled for left or right hand applications

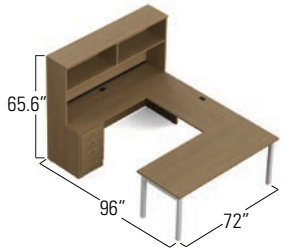
*NLP421: Management Suite - Rectangular Island\**



Package Contents	Model Number	Quantity	List Price	Package Price
Rectangular Island w/Square Post	NL7236RMS	1	<b>\$677</b>	<b>\$3303</b>
Bridge	NL4224FB	1	<b>\$399</b>	
Credenza - Rectangular	NL7224C	1	<b>\$692</b>	
Hutch - 72"	NL71HO	1	<b>\$786</b>	
Box/Box/File Pedestal	NL23BBF	1	<b>\$750</b>	

Carton weight: 547.8 LB | 248.48 KG  
 Carton volume: 31.95 FT³ | 0.9 MT³

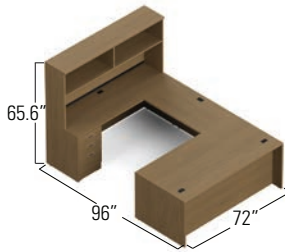
*NLP624: "U" Shaped Suite\**



Package Contents	Model Number	Quantity	List Price	Package Price
Table Desk	NL7230DHL	1	<b>\$822</b>	<b>\$3322</b>
Bridge Top	NL4224B	1	<b>\$272</b>	
Credenza - Rectangular	NL7224C	1	<b>\$692</b>	
Hutch - 72"	NL71HO	1	<b>\$786</b>	
Box/Box/File Pedestal	NL23BBF	1	<b>\$750</b>	

Carton weight: 506.5 LB | 229.74 KG  
 Carton volume: 30.25 FT³ | 0.85 MT³

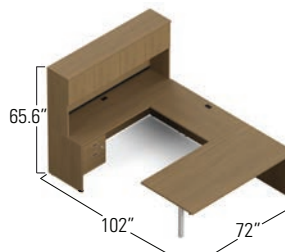
*NLP477: Management Suite - Rectangular Desk w/Rectangular Credenza\**



Package Contents	Model Number	Quantity	List Price	Package Price
Rectangular Desk	NL7230D	1	<b>\$761</b>	<b>\$3388</b>
Bridge	NL4224FB	1	<b>\$399</b>	
Credenza - Rectangular	NL7224C	1	<b>\$692</b>	
Hutch - 72"	NL71HO	1	<b>\$786</b>	
Box/Box/File Pedestal	NL23BBF	1	<b>\$750</b>	

Carton weight: 566 LB | 256.73 KG  
 Carton volume: 31.45 FT³ | 0.89 MT³

*NLP124: Management "U" Shaped Suite*

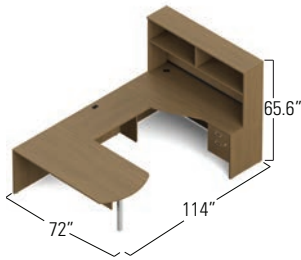


Package Contents	Model Number	Quantity	List Price	Package Price
Rectangular Island w/Square Post	NL7236RMS	1	<b>\$677</b>	<b>\$3477</b>
Bridge	NL4224FB	1	<b>\$399</b>	
Credenza - Rectangular	NL7224C	1	<b>\$692</b>	
Hutch - 72"	NL71HO	1	<b>\$786</b>	
Laminate Doors - set of 2	NL35DRL	2	<b>\$196</b>	
Hanging Box/File Pedestal	NL23HBF	1	<b>\$533</b>	

Carton weight: 552 LB | 250.38 KG  
 Carton volume: 32.45 FT³ | 0.91 MT³

\* Can be assembled for left or right hand applications

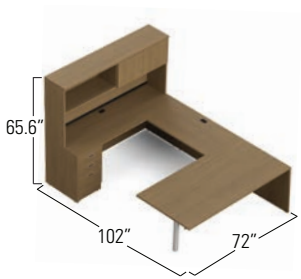
## NLP202R: Management Suite - "D" Island w/Left Extended Credenza



Package Contents	Model Number	Quantity	List Price	Package Price
"D" Island w/Square Post	NL7236DMS	1	<b>\$814</b>	<b>\$3498</b>
Extended Corner Credenza - LEFT	NL7236CEL	1	<b>\$967</b>	
Hutch - 72"	NL71HO	1	<b>\$786</b>	
Bridge	NL4224FB	1	<b>\$399</b>	
Hanging Box/File Pedestal	NL23HBF	1	<b>\$533</b>	

Carton weight: 551.8 LB | 250.29 KG  
Carton volume: 29.95 FT<sup>3</sup> | 0.84 MT<sup>3</sup>

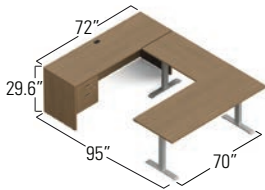
## NLP324: "U" Shaped Suite\*



Package Contents	Model Number	Quantity	List Price	Package Price
Rectangular Island w/Square Post	NL7236RMS	1	<b>\$677</b>	<b>\$3499</b>
Bridge	NL4224FB	1	<b>\$399</b>	
Credenza - Rectangular	NL7224C	1	<b>\$692</b>	
Hutch - 72"	NL71HO	1	<b>\$786</b>	
Laminate Doors - set of 2	NL35DRL	1	<b>\$196</b>	
Box/Box/File Pedestal	NL23BBF	1	<b>\$750</b>	

Carton weight: 563 LB | 255.37 KG  
Carton volume: 33.75 FT<sup>3</sup> | 0.95 MT<sup>3</sup>

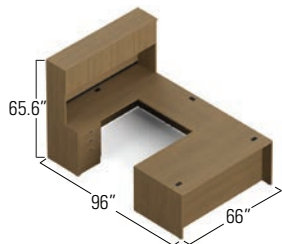
## NLP411: "U" Shaped Desk - 3-Stage Height Adjustable Table\*



Package Contents	Model Number	Quantity	List Price	Package Price
Rectangular Top	NL7029HAT	1	<b>\$334</b>	<b>\$3558</b>
3-Stage Height Adjustable Base	MLIR30B	1	<b>\$1049</b>	
Return Top	NL4123RHT	1	<b>\$236</b>	
3-Stage Height Adjustable Return Base	MLIR30R	1	<b>\$646</b>	
Credenza - Rectangular	NL7224C	1	<b>\$692</b>	
Hanging Box/File Pedestal	NL23HBF	1	<b>\$533</b>	

Carton weight: 400.5 LB | 181.66 KG  
Carton volume: 21.65 FT<sup>3</sup> | 0.61 MT<sup>3</sup>

## NLP415: Management Suite - Rectangular Desk w/Rectangular Credenza\*

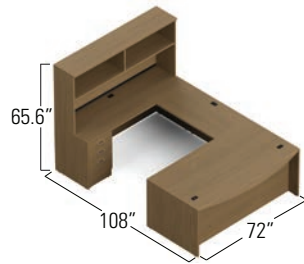


Package Contents	Model Number	Quantity	List Price	Package Price
Rectangular Desk	NL6630D	1	<b>\$724</b>	<b>\$3651</b>
Credenza - Rectangular	NL6624C	1	<b>\$674</b>	
Hutch - 66"	NL65HO	1	<b>\$743</b>	
Laminate Doors - set of 2	NL32DRL	2	<b>\$181</b>	
Bridge	NL4224FB	1	<b>\$399</b>	
Box/Box/File Pedestal	NL23BBF	1	<b>\$750</b>	

Carton weight: 572 LB | 259.45 KG  
Carton volume: 33.1 FT<sup>3</sup> | 0.93 MT<sup>3</sup>

\* Can be assembled for left or right hand applications

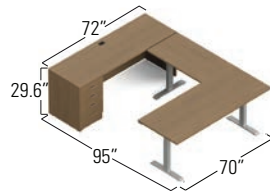
NLP205: Management Suite - Bow Front Desk w/Rectangular Credenza\*



Package Contents	Model Number	Quantity	List Price	Package Price
Bow Desk	NL7242BD	1	<b>\$1032</b>	<b>\$3659</b>
Credenza - Rectangular	NL7224C	1	<b>\$692</b>	
Hutch - 72"	NL71HO	1	<b>\$786</b>	
Bridge	NL4224FB	1	<b>\$399</b>	
Box/Box/File Pedestal	NL23BBF	1	<b>\$750</b>	

Carton weight: 598 LB | 271.25 KG  
Carton volume: 33.45 FT³ | 0.94 MT³

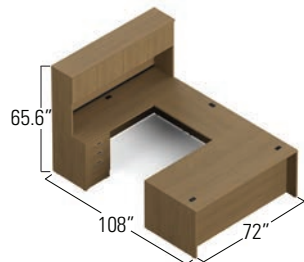
NLP412: "U" Shaped Desk - 3-Stage Height Adjustable Table\*



Package Contents	Model Number	Quantity	List Price	Package Price
Rectangular Top	NL7029HAT	1	<b>\$334</b>	<b>\$3775</b>
3-Stage Height Adjustable Base	MLIR30B	1	<b>\$1049</b>	
Return Top	NL4123RHT	1	<b>\$236</b>	
3-Stage Height Adjustable Return Base	MLIR30R	1	<b>\$646</b>	
Credenza - Rectangular	NL7224C	1	<b>\$692</b>	
Box/Box/File Pedestal	NL23BBF	1	<b>\$750</b>	

Carton weight: 426.5 LB | 193.46 KG  
Carton volume: 24.65 FT³ | 0.69 MT³

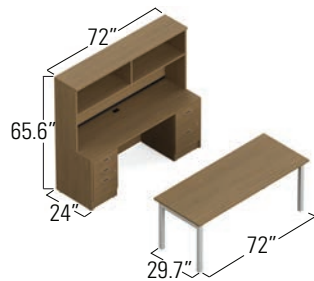
NLP407: Management Suite - Rectangular Desk w/Rectangular Credenza\*



Package Contents	Model Number	Quantity	List Price	Package Price
Rectangular Desk	NL7230D	1	<b>\$761</b>	<b>\$3779</b>
Credenza - Rectangular	NL7224C	1	<b>\$692</b>	
Hutch - 72"	NL71HO	1	<b>\$786</b>	
Laminate Doors - set of 2	NL35DRL	1	<b>\$196</b>	
Bridge	NL4224FB	1	<b>\$399</b>	
Box/Box/File Pedestal	NL23BBF	1	<b>\$750</b>	

Carton weight: 596 LB | 270.34 KG  
Carton volume: 34.85 FT³ | 0.98 MT³

NLP230: Office Suite



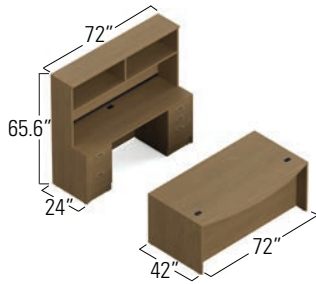
Package Contents	Model Number	Quantity	List Price	Package Price
Table Desk	NL7230DHL	1	<b>\$822</b>	<b>\$3836</b>
Credenza - Rectangular	NL7224C	1	<b>\$692</b>	
Hutch - 72"	NL71HO	1	<b>\$786</b>	
Box/Box/File Pedestal	NL23BBF	1	<b>\$750</b>	
File/File Pedestal	NL23FF	1	<b>\$786</b>	

Box/box/file and file/file pedestal positions are reversible.

Carton weight: 552.5 LB | 250.61 KG  
Carton volume: 36.6 FT³ | 1.03 MT³

\* Can be assembled for left or right hand applications

## NLP201: Management Suite - Bow Front Desk



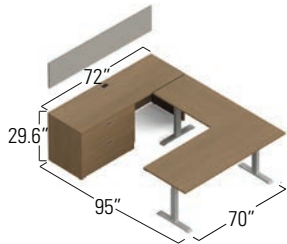
Package Contents	Model Number	Quantity	List Price	Package Price
Bow Desk	NL7242BD	1	<b>\$1032</b>	<b>\$4046</b>
Credenza - Rectangular	NL7224C	1	<b>\$692</b>	
File/File Pedestal	NL23FF	1	<b>\$786</b>	
Hutch - 72"	NL71HO	1	<b>\$786</b>	
Box/Box/File Pedestal	NL23BBF	1	<b>\$750</b>	

Box/box/file and file/file pedestal positions are reversible.

Carton weight: 608 LB | 275.78 KG

Carton volume: 38.6 FT<sup>3</sup> | 1.09 MT<sup>3</sup>

## NLP416: "U" Shaped Desk - 3-Stage Height Adjustable Table\*

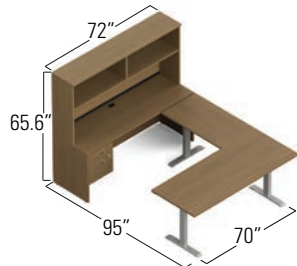


Package Contents	Model Number	Quantity	List Price	Package Price
Rectangular Top	NL7029HAT	1	<b>\$334</b>	<b>\$4177</b>
3-Stage Height Adjustable Base	MLIR30B	1	<b>\$1049</b>	
Return Top	NL4123RHT	1	<b>\$236</b>	
3-Stage Height Adjustable Return Base	MLIR30R	1	<b>\$646</b>	
Credenza - Rectangular	NL7224C	1	<b>\$692</b>	
Lateral File - No Top	NL3623LF	1	<b>\$934</b>	
Tackboard	ML71TB	1	<b>\$211</b>	

Carton weight: 481.5 LB | 218.4 KG

Carton volume: 36.05 FT<sup>3</sup> | 1.02 MT<sup>3</sup>

## NLP406: Management "U" Shaped Suite - 3-Stage Height Adjustable Table\*



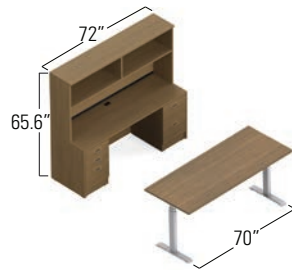
Package Contents	Model Number	Quantity	List Price	Package Price
Rectangular Top	NL7029HAT	1	<b>\$334</b>	<b>\$4344</b>
3-Stage Height Adjustable Base	MLIR30B	1	<b>\$1049</b>	
Return Top	NL4123RHT	1	<b>\$236</b>	
3-Stage Height Adjustable Return Base	MLIR30R	1	<b>\$646</b>	
Credenza - Rectangular	NL7224C	1	<b>\$692</b>	
Hutch - 72"	NL71HO	1	<b>\$786</b>	
Hanging Box/File Pedestal	NL23HBF	1	<b>\$533</b>	

Carton weight: 543.5 LB | 246.53 KG

Carton volume: 29.15 FT<sup>3</sup> | 0.82 MT<sup>3</sup>

\* Can be assembled for left or right hand applications

NLP243: Management Suite - 3-Stage Height Adjustable Table



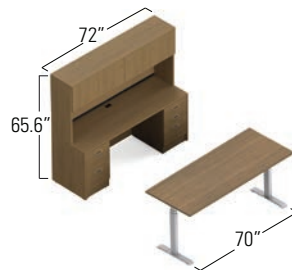
Package Contents	Model Number	Quantity	List Price	Package Price
Rectangular Top	NL7029HAT	1	<b>\$334</b>	<b>\$4438</b>
3-Stage Height Adjustable Base	MLIR30B	1	<b>\$1049</b>	
Credenza - Rectangular	NL7224C	1	<b>\$692</b>	
Hutch - 72"	NL71HO	1	<b>\$786</b>	
Box/Box/File Pedestal	NL23BBF	1	<b>\$750</b>	
File/File Pedestal	NL23FF	1	<b>\$786</b>	

Box/box/file and file/file pedestal positions are reversible

Carton weight: 562.2 LB | 255.01 KG

Carton volume: 36.6 FT³ | 1.03 MT³

NLP244: Management Suite - 3-Stage Height Adjustable Table



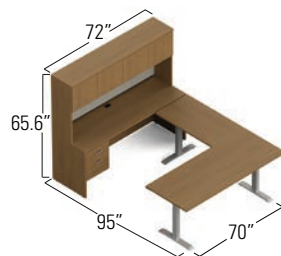
Package Contents	Model Number	Quantity	List Price	Package Price
Rectangular Top	NL7029HAT	1	<b>\$334</b>	<b>\$4830</b>
3-Stage Height Adjustable Base	MLIR30B	1	<b>\$1049</b>	
Credenza - Rectangular	NL7224C	1	<b>\$692</b>	
Hutch - 72"	NL71HO	1	<b>\$786</b>	
Laminate Doors	NL35DRL	2	<b>\$196</b>	
Box/Box/File Pedestal	NL23BBF	1	<b>\$750</b>	
File/File Pedestal	NL23FF	1	<b>\$786</b>	

Box/box/file and file/file pedestal positions are reversible

Carton weight: 592.2 LB | 268.62 KG

Carton volume: 40 FT³ | 1.13 MT³

NLP410: Management "U" Shaped Suite - 3-Stage Height Adjustable Table\*



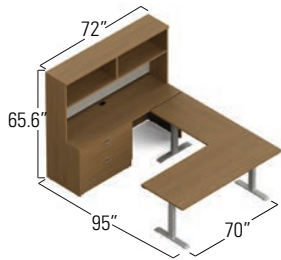
Package Contents	Model Number	Quantity	List Price	Package Price
Rectangular Top	NL7029HAT	1	<b>\$334</b>	<b>\$4952</b>
3-Stage Height Adjustable Base	MLIR30B	1	<b>\$1049</b>	
Return Top	NL4123RHT	1	<b>\$236</b>	
3-Stage Height Adjustable Return Base	MLIR30R	1	<b>\$646</b>	
Credenza - Rectangular	NL7224C	1	<b>\$692</b>	
Hutch - 72"	NL71HO	1	<b>\$786</b>	
Laminate Doors	NL35DRL	2	<b>\$196</b>	
Hanging Box/File Pedestal	NL23HBF	1	<b>\$533</b>	
Tackboard	ML71TB	1	<b>\$211</b>	

Carton weight: 580.5 LB | 263.31 KG

Carton volume: 33.95 FT³ | 0.96 MT³

\* Can be assembled for left or right hand applications

## NLP417: Management "U" Shaped Suite - 3-Stage Height Adjustable Table\*

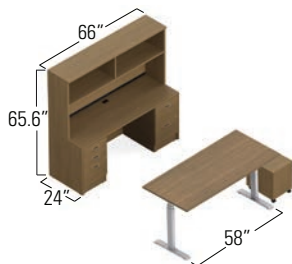


Package Contents	Model Number	Quantity	List Price	Package Price
Rectangular Top	NL7029HAT	1	<b>\$334</b>	<b>\$4963</b>
3-Stage Height Adjustable Base	MLIR30B	1	<b>\$1049</b>	
Return Top	NL4123RHT	1	<b>\$236</b>	
3-Stage Height Adjustable Return Base	MLIR30R	1	<b>\$646</b>	
Credenza - Rectangular	NL7224C	1	<b>\$692</b>	
Hutch - 72"	NL71HO	1	<b>\$786</b>	
Lateral file, no top	NL3623LF	1	<b>\$934</b>	
Tackboard	ML71TB	1	<b>\$211</b>	

Carton weight: 624.5 LB | 283.27 KG

Carton volume: 43.55 FT<sup>3</sup> | 1.23 MT<sup>3</sup>

## NLP246: Management Suite - 3-Stage Height Adjustable Table



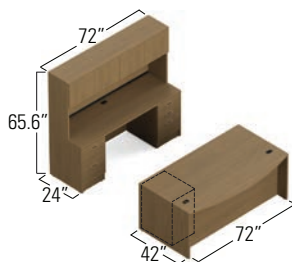
Package Contents	Model Number	Quantity	List Price	Package Price
Rectangular Top	NL5829HAT	1	<b>\$306</b>	<b>\$5145</b>
3-Stage Height Adjustable Base	MLIR30B	1	<b>\$1049</b>	
Credenza - Rectangular	NL6624C	1	<b>\$674</b>	
Hutch - 66"	NL65HO	1	<b>\$743</b>	
Box/Box/File Pedestal	NL23BBF	1	<b>\$750</b>	
File/File Pedestal	NL23FF	1	<b>\$786</b>	
Mobile Box/File Pedestal	NLMP23BF	1	<b>\$797</b>	

Box/box/file and file/file pedestal positions are reversible.

Carton weight: 610.2 LB | 276.78 KG

Carton volume: 41.45 FT<sup>3</sup> | 1.17 MT<sup>3</sup>

## NLP202: Management Suite - Bow Front Desk



Package Contents	Model Number	Quantity	List Price	Package Price
Bow Desk	NL7242BD	1	<b>\$1032</b>	<b>\$5187</b>
Credenza - Rectangular	NL7224C	1	<b>\$692</b>	
File/File Pedestal	NL23FF	1	<b>\$786</b>	
Hutch - 72"	NL71HO	1	<b>\$786</b>	
Laminate Doors	NL35DRL	2	<b>\$196</b>	
Box/Box/File Pedestal	NL23BBF	2	<b>\$750</b>	

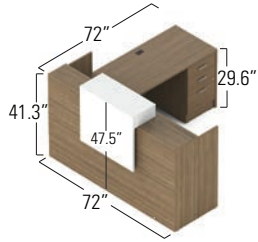
Box/box/file and file/file pedestal positions are reversible.

Carton weight: 718 LB | 325.68 KG

Carton volume: 50.25 FT<sup>3</sup> | 1.42 MT<sup>3</sup>

\* Can be assembled for left or right hand applications

NLP7272RD: Reception Desk



Package Contents	Model Number	Quantity	List Price	Package Price
Reception Desk	NL2472RD	1	<b>\$2659</b>	<b>\$4044</b>
Return	NL4824R	1	<b>\$634</b>	
Box/Box/File Pedestal	NL23BBF	1	<b>\$750</b>	

Carton weight: 381 LB | 172.82 KG  
 Carton volume: 19.35 FT<sup>3</sup> | 0.54 MT<sup>3</sup>

\* Can be assembled for left or right hand applications

TABLE DESKS & COMPONENTS

MODEL # DIMENSIONS <sup>IN</sup>/<sub>MM</sub> WEIGHT <sup>LB</sup>/<sub>KG</sub> VOLUME <sup>FT<sup>3</sup></sup>/<sub>MT<sup>3</sup></sub> LIST PRICE

W x D x H

**24" deep**

NL3624DHL	36 x 24 x 29.6 <i>914 x 610 x 752</i>	83 <i>37.65</i>	4.7 <i>0.13</i>	<b>\$688</b>
NL4824DHL	48 x 24 x 29.6 <i>1219 x 610 x 752</i>	92.5 <i>41.96</i>	5.1 <i>0.14</i>	<b>\$724</b>
NL5424DHL	54 x 24 x 29.6 <i>1372 x 610 x 752</i>	97.5 <i>44.23</i>	5.4 <i>0.15</i>	<b>\$742</b>
NL6024DHL	60 x 24 x 29.6 <i>1524 x 610 x 752</i>	102 <i>46.27</i>	5.6 <i>0.15</i>	<b>\$760</b>
NL6624DHL	66 x 24 x 29.6 <i>1676 x 610 x 752</i>	107.2 <i>48.63</i>	5.8 <i>0.16</i>	<b>\$778</b>
NL7224DHL	72 x 24 x 29.6 <i>1829 x 610 x 752</i>	112.5 <i>51.03</i>	6.1 <i>0.17</i>	<b>\$796</b>

**30" deep nominal (29.7" deep actual)**

NL6030DHL	60 x 29.7 x 29.6 <i>1524 x 754 x 752</i>	115 <i>52.16</i>	6 <i>0.16</i>	<b>\$785</b>
NL6630DHL	66 x 29.7 x 29.6 <i>1676 x 754 x 752</i>	121 <i>54.88</i>	6.2 <i>0.17</i>	<b>\$803</b>
NL7230DHL	72 x 29.7 x 29.6 <i>1829 x 754 x 752</i>	126.5 <i>57.38</i>	6.5 <i>0.18</i>	<b>\$822</b>

Freestanding rectangular desk with two H-legs and 4"H stability panel. Stability panel is recessed from approach side: 5.1" on 24"D table desks, and 5.3" on 30"D table desks; can be interchanged for laminate table desk modesty panel, ordered separately. Shipped easy to assemble in 2 cartons.



Table Desk

NL3024RHL	30 x 24 x 29.6 <i>762 x 610 x 752</i>	54.2 <i>24.58</i>	4.4 <i>0.12</i>	<b>\$392</b>
NL3624RHL	36 x 24 x 29.6 <i>914 x 610 x 752</i>	58.5 <i>26.54</i>	4.7 <i>0.13</i>	<b>\$404</b>
NL4224RHL	42 x 24 x 29.6 <i>1067 x 610 x 752</i>	62.6 <i>28.39</i>	4.9 <i>0.13</i>	<b>\$414</b>
NL4824RHL	48 x 24 x 29.6 <i>1219 x 610 x 752</i>	66.8 <i>30.3</i>	5.1 <i>0.14</i>	<b>\$425</b>
NL5424RHL	54 x 24 x 29.6 <i>1372 x 610 x 752</i>	71 <i>32.21</i>	5.4 <i>0.15</i>	<b>\$440</b>

Returns are non-handed, connects flush to freestanding desk, table desk and credenza to either left or right hand side. One leg included. Connecting hardware included. Shipped easy to assemble in 2 cartons.



Return

NL3624B	36 x 24 x 1 <i>914 x 610 x 25</i>	28 <i>12.7</i>	1.6 <i>0.04</i>	<b>\$253</b>
NL4224B	42 x 24 x 1 <i>1067 x 610 x 25</i>	32 <i>14.51</i>	1.9 <i>0.05</i>	<b>\$272</b>
NL4824B	48 x 24 x 1 <i>1219 x 610 x 25</i>	36.5 <i>16.56</i>	2.1 <i>0.05</i>	<b>\$297</b>

Connects flush between two freestanding units with full end gables or H-legs. Shipped easy to assemble in 1 carton.



Bridge Top

NL24RHLEG	23 x 5 x 28.6 <i>584 x 127 x 726</i>	19 <i>8.62</i>	3.1 <i>0.08</i>	<b>\$149</b>
-----------	---	-------------------	--------------------	--------------

For use with up to 54" wide by 24" deep tops only. Additional support required to support spans greater than 54" wide. Shipped assembled in 1 carton.



H-Leg

TABLES DESK & COMPONENTS	MODEL #	DIMENSIONS <sup>IN</sup> <sub>MM</sub>	WEIGHT <sup>LB</sup> <sub>KG</sub>	VOLUME <sup>FT<sup>3</sup></sup> <sub>MT<sup>3</sup></sub>	LIST PRICE
--------------------------	---------	---	---------------------------------------	---	------------



**Modesty Panel for Table Desks**

	W x D x H			
NL3612MPT	30 x 0.7 x 12 <i>762 x 18 x 305</i>	8 <i>3.63</i>	0.4 <i>0.01</i>	<b>\$181</b>
NL4812MPT	42 x 0.7 x 12 <i>1067 x 18 x 305</i>	11 <i>4.99</i>	0.5 <i>0.01</i>	<b>\$199</b>
NL5412MPT	48 x 0.7 x 12 <i>1219 x 18 x 305</i>	13 <i>5.9</i>	0.6 <i>0.01</i>	<b>\$217</b>
NL6012MPT	54 x 0.7 x 12 <i>1372 x 18 x 305</i>	15 <i>6.8</i>	0.7 <i>0.01</i>	<b>\$236</b>
NL6612MPT	60 x 0.7 x 12 <i>1524 x 18 x 305</i>	16 <i>7.26</i>	0.7 <i>0.01</i>	<b>\$253</b>
NL7212MPT	66 x 0.7 x 12 <i>1676 x 18 x 305</i>	18 <i>8.16</i>	0.8 <i>0.02</i>	<b>\$272</b>

NL3612MPT can be used with NL3624DHL.  
 NL4812MPT can be used with NL4824DHL.  
 NL5412MPT can be used with NL5424DHL.  
 NL6012MPT can be used with NL6030DHL and NL6024DHL.  
 NL6612MPT can be used with NL6630DHL and NL6624DHL.  
 NL7212MPT can be used with NL7230DHL and NL7224DHL.  
 To be secured to H-leg tabs with wood screws provided, pilot holes are pre-drilled.  
 Shipped in 1 carton.

**DESKS**



**Bow Desk**

MODEL #	DIMENSIONS <sup>IN</sup> <sub>MM</sub>	WEIGHT <sup>LB</sup> <sub>KG</sub>	VOLUME <sup>FT<sup>3</sup></sup> <sub>MT<sup>3</sup></sub>	LIST PRICE
NL7242BD	72 x 42 x 29.6 1829 x 1067 x 752	182 82.55	8.5 0.24	<b>\$1032</b>

Bow desk with two wire management grommets and a full modesty panel. Modesty panel is recessed 6.5" at both ends and 12.5" on center. Specify RSG to remove grommets, upcharge applies. Shipped easy to assemble in 1 carton.



**Rectangular Desk**

NL6030D	60 x 29.7 x 29.6 1524 x 754 x 752	133 60.33	5.5 0.15	<b>\$707</b>
NL6630D	66 x 29.7 x 29.6 1676 x 754 x 752	142 64.41	6 0.16	<b>\$724</b>
NL7230D	72 x 29.7 x 29.6 1829 x 754 x 752	150 68.04	6.5 0.18	<b>\$761</b>
NL7236D	72 x 36 x 29.6 1829 x 914 x 752	173 78.47	7.5 0.21	<b>\$779</b>

Rectangular desks with two wire management grommets and a full modesty panel.  
 30" deep - modesty panel recessed 5.6".  
 36" deep - modesty panel recessed 6.5".  
 Specify RSG to remove grommets, upcharge applies. Shipped easy to assemble in 1 carton.

**RECEPTION DESKS**



**Reception Desk w/Overhang**

NL2472RD	72 x 24 x 47.5 1829 x 610 x 1207	217 98.43	7.7 0.21	<b>\$2659</b>
----------	-------------------------------------	--------------	-------------	---------------

Primary desk only. Freestanding or accepts return NLx24R on left or right side. Worksurface is 29.6"H and surround is 41.3"H, and can be specified in any standard laminate finish; cubby overhang is 30"W and always in Designer White finish. Cubby can be mounted as shown, or on the left or right side (cannot be moved once it is fixed in place). Includes one standard grommet centered. Shipped easy to assemble in 2 cartons.

**HUTCHES**



Hutch - 36"



Hutch - 66" and 72"

MODEL #	DIMENSIONS <sup>IN</sup> <sub>MM</sub>	WEIGHT <sup>LB</sup> <sub>KG</sub>	VOLUME <sup>FT<sup>3</sup></sup> <sub>MT<sup>3</sup></sub>	LIST PRICE
---------	---	---------------------------------------	---	------------

W x D x H

NL36HO	36 x 15 x 36 914 x 381 x 914	95 43.09	4 0.11	<b>\$605</b>
--------	---------------------------------	-------------	-----------	--------------

NL36HO has a fixed center shelf and an adjustable lower shelf. Predrilled to accept laminate door set (NL36PHLD), ordered separately. Shipped easy to assemble in 1 carton.

NL65HO	65.69 x 15 x 36 1669 x 381 x 914	133 60.33	6.75 0.19	<b>\$743</b>
NL71HO	71.69 x 15 x 36 1821 x 381 x 914	143 64.86	7.5 0.21	<b>\$786</b>

NL71HO and NL65HO have fixed shelf dividers. Can be used on any straight worksurface. 20" of clearance between worksurface and bottom of hutch. Predrilled to accept one or two laminate door sets (NLxxDRL). Shipped easy to assemble in 1 carton.

**HUTCH DOORS**



Laminate Doors for 36" Hutch



Laminate Doors

NL36PHLD	35 x 0.7 x 34.7 889 x 18 x 881	28 12.7	3 0.08	<b>\$322</b>
----------	-----------------------------------	------------	-----------	--------------

Set of two laminate doors that fit onto 36" wide hutch (NL36HO) only. Handles included. Non-locking. Shipped in 1 carton.

NL32DRL	32.8 x 0.7 x 15 833 x 18 x 381	15 6.8	1.6 0.04	<b>\$181</b>
NL35DRL	35.8 x 0.7 x 15 909 x 18 x 381	15 6.8	1.7 0.04	<b>\$196</b>

Set of two laminate doors for hutches; **two sets required** to fully enclose hutch storage area. Hinges included. Non-locking. Extends slightly beyond face of hutch for finger pull access, no handles. Shipped ready to assemble in 1 carton.  
 NL32DRL - Set of 2 doors for NL65HO.  
 NL35DRL - Set of 2 doors for NL71HO.

**TACKBOARDS**



Tackboard

ML65TB	63.5 x 1 x 15.5 1613 x 25 x 394	6.4 2.9	1.3 0.03	<b>\$203</b>
ML71TB	70 x 1 x 15.75 1778 x 25 x 400	7 3.18	1.4 0.03	<b>\$211</b>

Fabric covered tackboard. Includes mounting screws. See page 86 for colour options. Shipped in 1 carton.

**CREDENZAS**      **MODEL #**      **DIMENSIONS**      **WEIGHT**      **VOLUME**      **LIST PRICE**

W x D x H



**Credenza - Rectangular**

NL6624C	66 x 24 x 29.6 <i>1676 x 610 x 752</i>	119 <i>53.98</i>	5.8 <i>0.16</i>	<b>\$674</b>
NL7224C	72 x 24 x 29.6 <i>1829 x 610 x 752</i>	125 <i>56.7</i>	6.1 <i>0.17</i>	<b>\$692</b>

Rectangular credenza, wire management grommet as shown in top surface and in the modesty panel (hidden from view). Full height flush modesty panel. Accepts hanging pedestal, pedestal without top or 36"W low storage units without top. Shipped easy to assemble in 1 carton.

**EXTENDED CORNER CREDENZAS**



**Extended Corner Credenza - LEFT**

NL6636CEL	66 x 36 x 29.6 <i>1676 x 914 x 752</i>	148 <i>67.13</i>	7.1 <i>0.2</i>	<b>\$913</b>
NL7236CEL	72 x 36 x 29.6 <i>1829 x 914 x 752</i>	155 <i>70.31</i>	7.1 <i>0.2</i>	<b>\$967</b>

Narrow and full gables. Narrow end gable can be connected to 24"D return or flush bridge. Full end panel cannot be connected. Corner wire management grommet as shown. Full height modesty panel. Accepts hanging pedestal or pedestal without top. Shipped easy to assemble in 1 carton.



**Extended Corner Credenza - RIGHT**

NL6636CER	66 x 36 x 29.6 <i>1676 x 914 x 752</i>	148 <i>67.13</i>	7.1 <i>0.2</i>	<b>\$913</b>
NL7236CER	72 x 36 x 29.6 <i>1829 x 914 x 752</i>	155 <i>70.31</i>	7.1 <i>0.2</i>	<b>\$967</b>

Narrow and full gables. Narrow end gable can be connected to 24"D return or flush bridge. Full end panel cannot be connected. Corner wire management grommet as shown. Full height modesty panel. Accepts hanging pedestal or pedestal without top. Shipped easy to assemble in 1 carton.

**ISLANDS WITH MODESTY**



**"D" Island w/Square Post Leg**

NL6630DMS	66 x 29.7 x 29.6 <i>1676 x 754 x 752</i>	129 <i>58.51</i>	6.2 <i>0.17</i>	<b>\$770</b>
NL7236DMS	72 x 36 x 29.6 <i>1829 x 914 x 752</i>	132 <i>59.87</i>	7.1 <i>0.2</i>	<b>\$814</b>

2" square post leg and modesty panel with 16.6" clearance included. No grommet. Must be connected, not freestanding. Reversible for left or right hand orientation. Shipped easy to assemble in 2 cartons.



**Rectangular Island w/Square Post Leg**

NL6630RMS	66 x 29.7 x 29.6 <i>1676 x 754 x 752</i>	129 <i>58.51</i>	6.2 <i>0.17</i>	<b>\$651</b>
NL7236RMS	72 x 36 x 29.6 <i>1829 x 914 x 752</i>	132 <i>59.87</i>	7.1 <i>0.2</i>	<b>\$677</b>

2" square post leg and modesty panel with 16.6" clearance included. No grommet. Must be connected, not freestanding. Reversible for left or right hand orientation. Shipped easy to assemble in 2 cartons.

## ISLANDS WITHOUT MODESTY



**Rectangular Island w/Square Post Leg**

MODEL #	DIMENSIONS <sup>IN</sup> <sub>MM</sub>	WEIGHT <sup>LB</sup> <sub>KG</sub>	VOLUME <sup>FT<sup>3</sup></sup> <sub>MT<sup>3</sup></sub>	LIST PRICE
NL4224RIS	42 x 24 x 29.6	45	4.6	<b>\$362</b>
	<i>1067 x 610 x 752</i>	<i>20.41</i>	<i>0.13</i>	
NL4824RIS	48 x 24 x 29.6	49	4.6	<b>\$379</b>
	<i>1219 x 610 x 752</i>	<i>22.23</i>	<i>0.13</i>	

24"D where surface connects. One 2" square post leg. Connecting hardware included. Optional modesty panel available. Reversible. Shipped easy to assemble in 2 cartons.

## MODESTY PANELS



**Modesty Panel for Island Surfaces**

NL4212MP	32 x 0.7 x 12	11	0.5	<b>\$199</b>
	<i>813 x 18 x 305</i>	<i>4.99</i>	<i>0.01</i>	
NL4812MP	38 x 0.7 x 12	12	0.5	<b>\$217</b>
	<i>965 x 18 x 305</i>	<i>5.44</i>	<i>0.01</i>	

NL4212MP can be used with NL4224RIS. NL4812MP can be used with NL4824RIS. Shipped easy to assemble in 2 carton.

## RETURNS



**Return**

NL3024R	30 x 24 x 29.6	61	3	<b>\$525</b>
	<i>762 x 610 x 752</i>	<i>27.67</i>	<i>0.08</i>	
NL3624R	36 x 24 x 29.6	68	2.7	<b>\$561</b>
	<i>914 x 610 x 752</i>	<i>30.84</i>	<i>0.07</i>	
NL4224R	42 x 24 x 29.6	76	3.1	<b>\$597</b>
	<i>1067 x 610 x 752</i>	<i>34.47</i>	<i>0.08</i>	
NL4824R	48 x 24 x 29.6	84	3.4	<b>\$634</b>
	<i>1219 x 610 x 752</i>	<i>38.1</i>	<i>0.09</i>	

For use with rectangular desks, credenzas, corner credenzas or reception desk. Two wire management grommets; one as shown in the top surface, the other in the back panel below. Reversible for left or right hand orientation. Shipped easy to assemble in 1 carton.

## BRIDGES



**Bridge**

NL3624FB	36 x 24 x 29.6	59	2.3	<b>\$363</b>
	<i>914 x 610 x 752</i>	<i>26.76</i>	<i>0.06</i>	
NL4224FB	42 x 24 x 29.6	68	3.1	<b>\$399</b>
	<i>1067 x 610 x 752</i>	<i>30.84</i>	<i>0.08</i>	
NL4824FB	48 x 24 x 29.6	78	3.4	<b>\$435</b>
	<i>1219 x 610 x 752</i>	<i>35.38</i>	<i>0.09</i>	

To create a "U" shape configuration by connecting two units with full end gables. Two wire management grommets; one as shown in the top surface, the other in the back panel below. Connecting hardware included. Shipped easy to assemble in 1 carton.

**MOBILE PEDESTALS**      **MODEL #**      **DIMENSIONS** <sup>IN</sup>/<sub>MM</sub>      **WEIGHT** <sup>LB</sup>/<sub>KG</sub>      **VOLUME** <sup>FT<sup>3</sup></sup>/<sub>MT<sup>3</sup></sub>      **LIST PRICE**



**Box/File Mobile Pedestal**

	<b>W x D x H</b>			
NLMP23BF	16 x 22.7 x 22.1	74	6.5	<b>\$797</b>
	406 x 577 x 561	33.57	0.18	

Mobile pedestal with one box and one file drawer. Front lock - both drawers locking. File drawer accommodates front-to-back letter size or side-to-side legal size hanging files. Pedestal top features 1" overhang with built-in grip for ease of mobility. Includes counterweight to prevent tipping. Pencil tray included. Front locking casters. Accepts cushion NLMP23, ordered separately. Shipped assembled in 1 carton.

Warranty (5-year exceptions apply - see page 151).



**Cushion for Box/File Mobile Pedestal**

NLMP23	16 x 23 x 2	9	0.8	<b>\$158</b>
	406 x 584 x 51	4.08	0.02	

For use with NLMP23BF box/file mobile pedestal only. Available in all Global grade 1 seating textiles.



**Box/Box/File Mobile Pedestal**

NLMP23BBF	16 x 22.7 x 28	93	8.25	<b>\$953</b>
	406 x 577 x 711	42.18	0.23	

Mobile pedestal with two box drawers and one file drawer. Front lock - all drawers locking. File drawer accommodates front-to-back letter size or side-to-side legal size files. Pedestal top features 1" overhang with built-in grip for ease of mobility. Includes counterweight to prevent tipping. Front locking casters. Pencil tray included. Sits flush with user edge under 30"D table desks with or without modesty panel or 24"D returns without modesty panel. Does not sit flush under 24"D table desk. Shipped assembled in 1 carton.

**PEDESTALS**



**Hanging Box/File Pedestal**

NL23HBF	16 x 23 x 18	54	5.25	<b>\$533</b>
	406 x 584 x 457	24.49	0.14	

One box drawer and one file drawer. Front lock - both drawers locking. Non-handed, open back. Pencil tray included. For use with bow or rectangular desks, returns or credenzas with laminate side gables and full modesty panel. Top is open. File drawer accommodates front-to-back letter size or side-to-side legal size files. Shipped assembled in 1 carton.



**Box/Box/File Pedestal**

NL23BBF	16 x 23.3 x 28.5	80	8.25	<b>\$750</b>
	406 x 592 x 724	36.29	0.23	







Two box drawers and one file drawer. Front lock - all drawers locking. Pencil tray included. For use with bow or rectangular desks, returns or credenzas with laminate side gables. Can be moved to a left or right hand position. Top is open. File drawer accommodates front-to-back letter size or side-to-side legal size files. Shipped assembled in 1 carton.



**File/File Pedestal**

NL23FF	16 x 23.3 x 28.5	78	8.25	<b>\$786</b>
	406 x 592 x 724	35.38	0.23	

Two front locking file drawers. For use with bow or rectangular desks, returns or credenzas with laminate side gables. Can be moved to a left or right position. Top is open. File drawers accommodate front-to-back letter size or side-to-side legal size files. Shipped assembled in 1 carton.

STORAGE UNITS	MODEL #	DIMENSIONS <sup>IN</sup> <sub>MM</sub>	WEIGHT <sup>LB</sup> <sub>KG</sub>	VOLUME <sup>FT<sup>3</sup></sup> <sub>MT<sup>3</sup></sub>	LIST PRICE
 <p><b>Lateral File - No Top</b></p>	NL3623LF	36 x 23.3 x 28.5	128	18.25	<b>\$934</b>
		914 x 592 x 724	58.06	0.51	
<p>Open top, fits under 24"D worksurface, or within 24"D credenza or 42"/48"W x 24"D return. Two front locking file drawers. File bars included for front-to-back filing orientation. Shipped assembled in 1 carton.</p>					
 <p><b>Lateral File w/Top</b></p>	NL3624LFT	36 x 24 x 29.6	149	18.25	<b>\$1152</b>
		914 x 610 x 752	67.59	0.51	
<p><b>24"D.</b> Two front locking file drawers. File bars included for front-to-back filing orientation. Incorporates anti-tip feature - only one drawer can be opened at a time. Shipped assembled in 1 carton.</p>					
 <p><b>Storage Cabinet - No Top</b></p>	NL3623SC	36 x 23.3 x 28.5	116	18.25	<b>\$623</b>
		914 x 592 x 724	52.62	0.51	
<p>Open top, fits under 24"D worksurface, or within 24"D credenza or 42"/48"W x 24"D return. Two front locking doors. One adjustable shelf. Shipped assembled in 1 carton.</p>					
 <p><b>Storage Cabinet w/Top</b></p>	NL3624SCT	36 x 24 x 29.6	136	18.25	<b>\$833</b>
		914 x 610 x 752	61.69	0.51	
<p><b>24"D.</b> Two front locking doors. One adjustable shelf. Shipped assembled in 1 carton.</p>					
 <p><b>Multi-Storage Unit - No Top</b></p>	NL3623MS	36 x 23.3 x 28.5	147	18.25	<b>\$1130</b>
		914 x 592 x 724	66.68	0.51	
<p>Open top, fits under 24"D worksurface, or within 24"D credenza or 42"/48"W x 24"D return. One full width file drawer, one half width file drawer and two half width box drawers. All drawers lock. File bars included for front-to-back filing orientation. Incorporates anti-tip feature - only one drawer can be opened at a time. Shipped assembled in 1 carton.</p>					
 <p><b>Multi-Storage Unit w/Top</b></p>	NL3624MST	36 x 24 x 29.6	164	18.25	<b>\$1311</b>
		914 x 610 x 752	74.39	0.51	
<p><b>24"D.</b> One full width file drawer, one half width file drawer and two half width box drawers. All drawers lock. File bars included for front-to-back filing orientation. Incorporates anti-tip feature - only one drawer can be opened at a time. Shipped assembled in 1 carton.</p>					

**BOOKCASES**



**Bookcase**

MODEL #	DIMENSIONS <sup>IN</sup> <sub>MM</sub>	WEIGHT <sup>LB</sup> <sub>KG</sub>	VOLUME <sup>FT<sup>3</sup></sup> <sub>MT<sup>3</sup></sub>	LIST PRICE
NL49BC	30 x 12 x 48.6 <i>762 x 305 x 1234</i>	111 <i>50.34</i>	3.75 <i>0.1</i>	<b>\$659</b>

**48.6"H.** Three adjustable 1" thick shelves. Four levelers. Shipped easy to assemble in 1 carton.




**Bookcase**

NL66BC	30 x 12 x 65.6 <i>762 x 305 x 1666</i>	137 <i>62.14</i>	5.75 <i>0.16</i>	<b>\$869</b>
--------	---	---------------------	---------------------	--------------

**65.6"H.** One fixed shelf and three adjustable. 1" thick shelves. Four levelers. Shipped easy to assemble in 1 carton.

**WARDROBES**



**Personal Wardrobe**

NL6618WDL	18 x 24 x 65.6 <i>457 x 610 x 1666</i>	147 <i>66.68</i>	20.75 <i>0.58</i>	<b>\$960</b>
NL6618WDR	18 x 24 x 65.6 <i>457 x 610 x 1666</i>	147 <i>66.68</i>	20.75 <i>0.58</i>	<b>\$960</b>

**65.6"H.** Personal wardrobe hinged on the left (left hand) or right (right hand). Includes coat bar and one fixed shelf with 9" clearance between shelf and top of cabinet. Front locking door. Shipped assembled in 1 carton.

**HANDLES**



**Handle**

HANDLE NS	3.94 x 0.75 x 0.37 <i>100 x 19 x 9</i>	0.25 <i>0.11</i>	0.1 <i>-</i>	<b>\$19</b>
-----------	---	---------------------	-----------------	-------------

Square edge handle style. Silver finish For use on Newland or Zira series drawers or doors drilled for handles, field exchange required. This handle has a measurement of 96 mm center to center.

**BOARDROOM AND MULTI-PURPOSE TABLES**      **MODEL #**      **DIMENSIONS**      **WEIGHT**      **VOLUME**      **LIST PRICE**



**Boardroom Table - Round**

	W x D x H			
NL42R	42 x - x 29	111	9	<b>\$996</b>
	1067 x - x 737	50.35	0.25	

One-piece round top. Laminate X base. 1" thick top. Shipped easy to assemble in 2 cartons.



**Boardroom Table - Boat Shaped**

NL96BT	96 x 48 x 29	306	12	<b>\$1468</b>
	2438 x 1219 x 737	138.8	0.33	

One-piece boat shape top. Two slab laminate bases. 1" thick top. Top tapers to 40"D at the ends. Shipped easy to assemble in 2 cartons.



**Boardroom Table - Boat Shaped**

NL120BT	120 x 48 x 29	426	15.3	<b>\$2011</b>
	3048 x 1219 x 737	193.23	0.43	
NL144BT	144 x 48 x 29	456	15.3	<b>\$2192</b>
	3658 x 1219 x 737	206.84	0.43	

Two-piece boat shape top. Three slab laminate bases. 1" thick top. Top tapers to 40"D at the end. Shipped easy to assemble in 2 cartons.

**22" high**

NL30RX22	30 x 30 x 22	40	11.5	<b>\$496</b>
	762 x 762 x 559	18.14	0.32	
NL36RX22	36 x 36 x 22	56	17	<b>\$575</b>
	914 x 914 x 559	25.4	0.48	

**29" high**

NL30RX	30 x 30 x 29	40	14.3	<b>\$496</b>
	762 x 762 x 737	18.14	0.4	
NL36RX	36 x 36 x 29	56	21	<b>\$575</b>
	914 x 914 x 737	25.4	0.59	
NL42RX	42 x 42 x 29	64	21.5	<b>\$703</b>
	1067 x 1067 x 737	29.03	0.6	

**36" high**

NL30RX36	30 x 30 x 36	40	17.4	<b>\$518</b>
	762 x 762 x 914	18.14	0.49	
NL36RX36	36 x 36 x 36	56	25.7	<b>\$625</b>
	762 x 914 x 914	25.4	0.72	

**42" high**

NL30RX42	30 x 30 x 42	40	20.6	<b>\$518</b>
	762 x 762 x 1067	18.14	0.58	
NL36RX42	36 x 36 x 42	56	30.4	<b>\$625</b>
	914 x 914 x 1067	25.4	0.86	

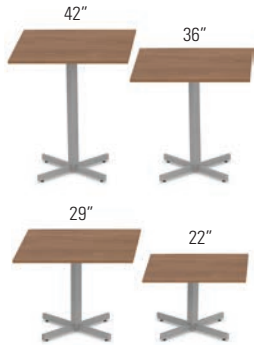
One piece round 1" thick thermally fused laminate top with painted steel X-base; (X-base column 2.5" square with 1" x 2" rectangular feet, leveling glides and end caps to complement painted finish included). Shipped easy to assemble in 2 cartons.



**Round Table - X-Base**

BOARDROOM AND MULTI-PURPOSE TABLES

MODEL #	DIMENSIONS W x D x H	WEIGHT	VOLUME	LIST PRICE
<b>22" high</b>				
NL30SX22	30 x 30 x 22 762 x 762 x 559	45 20.41	11.5 0.32	<b>\$496</b>
NL36SX22	36 x 36 x 22 914 x 914 x 559	64 29.03	17 0.48	<b>\$575</b>
<b>29" high</b>				
NL30SX	30 x 30 x 29 762 x 762 x 737	45 20.41	14.3 0.4	<b>\$496</b>
NL36SX	36 x 36 x 29 914 x 914 x 737	64 29.03	21 0.59	<b>\$575</b>
NL42SX	42 x 42 x 29 1067 x 1067 x 737	78 35.38	21.5 0.6	<b>\$703</b>
<b>36" high</b>				
NL30SX36	30 x 30 x 36 762 x 762 x 914	45 20.41	17.4 0.49	<b>\$518</b>
NL36SX36	36 x 36 x 36 914 x 914 x 914	64 29.03	25.7 0.72	<b>\$625</b>
<b>42" high</b>				
NL30SX42	30 x 30 x 42 762 x 762 x 1067	45 20.41	20.6 0.58	<b>\$518</b>
NL36SX42	36 x 36 x 42 914 x 914 x 1067	64 29.03	30.4 0.86	<b>\$625</b>



Square Table - X- Base



Height Adjustable Personal Table

One piece square 1" thick thermally fused laminate top with painted steel X-base; (X-base column 2.5" square with 1" x 2" rectangular feet, leveling glides and end caps to complement painted finish included). Shipped easy to assemble in 2 cartons.

NL2819PPT	27.5 x 19 x 28.3-43.8 699 x 483 x 719-1113	34.8 15.79	3.2 0.09	<b>\$513</b>
-----------	---	---------------	-------------	--------------

Pneumatic height adjustable personal table with two locking casters. Range of adjustability with 1" thick thermally fused laminate top is 28.3" to 43.8"H. Weight capacity of 17.5 lbs. Tungsten base only. Square tube detailing complements the Newland series desking components. Shipped easy to assemble in 2 cartons.

TRAINING TABLES



Flip-Top Table

NL4824FT	48 x 24 x 29.5 1219 x 610 x 749	61.9 28.08	4.7 0.13	<b>\$690</b>
NL6024FT	60 x 24 x 29.5 1524 x 610 x 749	73.7 33.43	5.4 0.15	<b>\$724</b>
NL7224FT	72 x 24 x 29.5 1829 x 610 x 749	85.6 38.83	6 0.16	<b>\$754</b>

Flip-top table with 1" thick thermally fused laminate top with factory installed inserts to connect the leg assembly. Y-legs and integral modesty panel in Tungsten finish only. Locking casters. 5.25" nesting creep per table when flipped and stored. Shipped easy to assemble in 3 cartons.

## PRIVACY PANELS

### GENERAL INFORMATION

- Ideal for height adjustable or freestanding table desks.
- Install quickly and simply onto the front, back or side edge of a 1" or 1 1/16" thick work surface.
- Upmount and undermount orientations available: fabric panels are specific to orientation; PET Felt panels can be mounted upwards or undermount.
- It is recommended to select a privacy panel 6" less in width than the surface it is being mounted on. The underside or top side of the surface mounting to should have a minimum 3" depth free and clear along the length of the surface for mounting.
- Finished height 13.25" with mounting brackets. 12.5" without mounting brackets.

### FABRIC PRIVACY PANELS

- Frameless and non-tackable
- Available in the following fabrics:  
Anchorage, Carrera, Fusion, Jenny, Urban and Waterfall

### PET FELT PRIVACY SCREEN

- 9mm thick PET Felt, 100% PET polyester fibre.
- Tackable felt-like finish, in the following finishes:  

MST	Mist	SFR	Sunflower
PWT	Pewter	LAP	Lapis
GPH	Graphite	RBY	Ruby

### PRIVACY PANEL CLAMPS

- Each clamp is a two-piece die-cast assembly in Silver finish and are affixed to the work surface with three screws.
- Two brackets are included with 24" to 54" wide panels; three clamps with 60" and 66" wide panels.

### PRIVACY PANEL AND SCREENS

- MLxxUMF privacy panels and MVLPET felt screens may be used as center dividers with Ionic benching kits - see page 119.
- Adapter brackets are required to center mount the panels/screens between dual sided table desk. For brackets, see page 122.

PRIVACY PANELS	MODEL #	DIMENSIONS <sup>IN</sup> <sub>MM</sub>	WEIGHT <sup>LB</sup> <sub>KG</sub>	VOLUME <sup>FT<sup>3</sup></sup> <sub>MT<sup>3</sup></sub>	LIST PRICE
		<b>W x D x H</b>			
	ML1324DMF	24 x 0.5 x 13.25 <i>610 x 13 x 337</i>	2.6 <i>1.18</i>	0.4 <i>0.01</i>	<b>\$458</b>
	ML1330DMF	30 x 0.5 x 13.25 <i>762 x 13 x 337</i>	3 <i>1.36</i>	0.5 <i>0.01</i>	<b>\$460</b>
	ML1336DMF	36 x 0.5 x 13.25 <i>914 x 13 x 337</i>	3.6 <i>1.63</i>	0.6 <i>0.01</i>	<b>\$494</b>
	ML1342DMF	42 x 0.5 x 13.25 <i>1067 x 13 x 337</i>	4.2 <i>1.91</i>	0.7 <i>0.01</i>	<b>\$529</b>
	ML1348DMF	48 x 0.5 x 13.25 <i>1219 x 13 x 337</i>	4.8 <i>2.18</i>	0.8 <i>0.02</i>	<b>\$530</b>
	ML1354DMF	54 x 0.5 x 13.25 <i>1372 x 13 x 337</i>	5.4 <i>2.45</i>	0.9 <i>0.02</i>	<b>\$565</b>
	ML1360DMF	60 x 0.5 x 13.25 <i>1524 x 13 x 337</i>	6 <i>2.72</i>	1 <i>0.02</i>	<b>\$759</b>
	ML1366DMF	66 x 0.5 x 13.25 <i>1676 x 13 x 337</i>	6.6 <i>2.99</i>	1.1 <i>0.03</i>	<b>\$785</b>



**Fabric Privacy Panel - Upmount**

Mounts to a 1" or 1 1/16" thick work surface. Mounting brackets included. If using a privacy panel with a monitor arm, the mounting style of the arm should be grommet mount or freestanding. These privacy panels cannot be used with edge clamp style monitor arms. Not for use with Ionic benching kits. Shipped easy to assemble in 1 carton.

**PRIVACY PANELS**      **MODEL #**      **DIMENSIONS** <sup>IN</sup>/<sub>MM</sub>      **WEIGHT** <sup>LB</sup>/<sub>KG</sub>      **VOLUME** <sup>FT<sup>3</sup></sup>/<sub>MT<sup>3</sup></sub>      **LIST PRICE**

W x D x H



**Fabric Privacy Panel - Undermount**

ML1324UMF	24 x 0.5 x 13.25 <i>610 x 13 x 337</i>	2.6 <i>1.18</i>	0.4 <i>0.01</i>	<b>\$458</b>
ML1330UMF	30 x 0.5 x 13.25 <i>762 x 13 x 337</i>	3 <i>1.36</i>	0.5 <i>0.01</i>	<b>\$460</b>
ML1336UMF	36 x 0.5 x 13.25 <i>914 x 13 x 337</i>	3.6 <i>1.63</i>	0.6 <i>0.01</i>	<b>\$494</b>
ML1342UMF	42 x 0.5 x 13.25 <i>1067 x 13 x 337</i>	4.2 <i>1.91</i>	0.7 <i>0.01</i>	<b>\$529</b>
ML1348UMF	48 x 0.5 x 13.25 <i>1219 x 13 x 337</i>	4.8 <i>2.18</i>	0.8 <i>0.02</i>	<b>\$530</b>
ML1354UMF	54 x 0.5 x 13.25 <i>1372 x 13 x 337</i>	5.4 <i>2.45</i>	0.9 <i>0.02</i>	<b>\$565</b>
ML1360UMF	60 x 0.5 x 13.25 <i>1524 x 13 x 337</i>	6 <i>2.72</i>	1 <i>0.02</i>	<b>\$759</b>
ML1366UMF	66 x 0.5 x 13.25 <i>1676 x 13 x 337</i>	6.6 <i>2.99</i>	1.1 <i>0.03</i>	<b>\$785</b>


Mounts to a 1" or 1 1/16" thick worksurface. Mounting brackets included. To add privacy panels to Ionic benching kits (pages 119-121), use undermount privacy panels with adapter brackets MVLPPABx (page 122). If using a privacy panel with a monitor arm, the mounting style of the arm should be grommet mount or freestanding. These privacy panels cannot be used with edge clamp style monitor arms. Shipped easy to assemble in 1 carton.

**Set of 1**

MVLPET42-1	42 x 0.36 x 13.25 <i>1067 x 9 x 337</i>	2.6 <i>1.18</i>	0.8 <i>0.02</i>	<b>\$294</b>
MVLPET48-1	48 x 0.36 x 13.25 <i>1219 x 9 x 337</i>	3.3 <i>1.5</i>	0.9 <i>0.02</i>	<b>\$309</b>
MVLPET54-1	54 x 0.36 x 13.25 <i>1372 x 9 x 337</i>	3.6 <i>1.63</i>	1 <i>0.02</i>	<b>\$396</b>
MVLPET60-1	60 x 0.36 x 13.25 <i>1524 x 9 x 337</i>	3.8 <i>1.72</i>	1.1 <i>0.03</i>	<b>\$409</b>
MVLPET66-1	66 x 0.36 x 13.25 <i>1676 x 9 x 337</i>	4.5 <i>2.04</i>	1.3 <i>0.03</i>	<b>\$482</b>

**Set of 4**

MVLPET42-4	42 x 0.36 x 13.25 <i>1067 x 9 x 337</i>	9.5 <i>4.31</i>	0.8 <i>0.02</i>	<b>\$1123</b>
MVLPET48-4	48 x 0.36 x 13.25 <i>1219 x 9 x 337</i>	11.9 <i>5.4</i>	1 <i>0.02</i>	<b>\$1175</b>
MVLPET54-4	54 x 0.36 x 13.25 <i>1372 x 9 x 337</i>	12.8 <i>5.81</i>	1.1 <i>0.03</i>	<b>\$1517</b>
MVLPET60-4	60 x 0.36 x 13.25 <i>1524 x 9 x 337</i>	13.8 <i>6.26</i>	1.2 <i>0.03</i>	<b>\$1561</b>
MVLPET66-4	66 x 0.36 x 13.25 <i>1676 x 9 x 337</i>	16.2 <i>7.35</i>	1.3 <i>0.03</i>	<b>\$1840</b>



**PET Felt Privacy Screen**

Mounts to 1" thick laminate surface, may be installed as undermount or up mount position. Mounting brackets included. Secured with wood screws, will mar the top surface when installed in upmount position. If using a privacy panel with a monitor arm, the mounting style of the arm should be grommet mount or freestanding. These privacy panels cannot be used with edge clamp style monitor arms. Shipped easy to assemble in 1 carton.

QUICK ASSEMBLY ELECTRIC HEIGHT ADJUSTABLE TABLES

GENERAL INFORMATION

- Quick assembly electric height adjustable bases with leg columns preassembled to telescopic cross bar assembly including electric motors. Unfold leg columns, attach feet and worksurface support to base; fasten assembly to top; plug in connections and start to use.
- 3-stage base. Range of adjustability with 1" thick top is 22.6" to 48.2"H.
- 3rd leg kits available for height adjustable L-shaped configurations.
- Easy to use up-down controller with digital read-out and four memory programmable positions.
- Tops are available in 10 laminate finishes.
- May be specified as complete tables or may order tops and bases separately.
- Dual motor with 265 lbs. lift capacity; 330 lbs. lift capacity with return kit.
- Anti-collision sensor.
- Standby power consumption 0.1W. Active power consumption 220W.
- Operates at 1.2" per second.
- Operating decibel - 42db.
- 8' long power cord.
- Meets applicable ANSI/BIFMA x5.5 standards.
- Laminate tops covered by Global's warranty. Five-year warranty on base components including electrical components and motorized parts.
- ETL/CETL and Greenguard Certified

TOP FINISHES




ACJ	Absolute Acajou	NGL	Noce Grigio
ASN	Asian Night	NEL	Noce Leggero
DES	Dark Espresso	NML	Noce Medio
DWT	Designer White	WHC	White Chocolate
NBL	Noce Biondo	WCR	Winter Cherry

CONSTRUCTION

- 1" thick tops are made from 45 lb. density particle board covered with high performance thermally fused laminate and matching 2mm edge.
- Frame and legs are made from steel tubing and flat steel components, available in Black (BLK), Designer White (DWT) or Tungsten (TUN).
- T-leg with flat foot design includes adjustable levelers.
- Telescopic support beam accommodates:
  - 2-legged tables from 46" to 76" wide tops, 23" to 29" deep.
  - Return kits accommodate 35" to 42" wide tops.

TOP DIMENSIONS

- All worksurfaces are dimensioned to allow 1" gap around perimeter in a nominal footprint.


QUICK ASSEMBLY ELECTRIC HAT	MODEL #	DIMENSIONS <sup>IN</sup> <sub>MM</sub>	WEIGHT <sup>LB</sup> <sub>KG</sub>	VOLUME <sup>FT<sup>3</sup></sup> <sub>MT<sup>3</sup></sub>	LIST PRICE
 <p><b>Rectangular Table - 3-Stage, 2 Legs</b></p>		<b>W x D x H</b>			
	NL48243QHT	46 x 23 x 22.6-48.2 <i>1168 x 584 x 574-1224</i>	108 <i>48.99</i>	5 <i>0.14</i>	<b>\$1313</b>
	NL60243QHT	58 x 23 x 22.6-48.2 <i>1473 x 584 x 574-1224</i>	116 <i>52.62</i>	5 <i>0.14</i>	<b>\$1330</b>
	NL72243QHT	70 x 23 x 22.6-48.2 <i>1778 x 584 x 574-1224</i>	124 <i>56.25</i>	6 <i>0.16</i>	<b>\$1351</b>
	NL60303QHT	58 x 29 x 22.6-48.2 <i>1473 x 737 x 574-1224</i>	126 <i>57.15</i>	6 <i>0.16</i>	<b>\$1355</b>
	NL72303QHT	70 x 29 x 22.6-48.2 <i>1778 x 737 x 574-1224</i>	136.2 <i>61.78</i>	6.5 <i>0.18</i>	<b>\$1383</b>
		3-stage base with 1" thick laminate top with matching 2mm edge. Specify base finish: Black (BLK), Designer White (DWT) or Tungsten (TUN). Shipped easy to assemble in 2 cartons.			
 <p><b>Return Kit - 3-Stage</b></p>	NL36243QHR	35 x 23 x 22.6-48.2 <i>889 x 584 x 574-1224</i>	81.3 <i>36.88</i>	3.6 <i>0.1</i>	<b>\$864</b>
	NL42243QHR	41 x 23 x 22.6-48.2 <i>1041 x 584 x 574-1224</i>	85.3 <i>38.69</i>	3.8 <i>0.1</i>	<b>\$882</b>
		<b>3-stage height adjustable 3rd leg return kits to use with NLxxxx3QHT tables only.</b> 1" thick laminate top with matching 2mm edge. Specify base finish: Black (BLK), Designer White (DWT) or Tungsten (TUN). Shipped easy to assemble in 2 cartons.			
 <p><b>Accessory Drawer for Height Adjustable Tables</b></p>	MLIR30PD	20.5 x 11.4 x 1.6 <i>521 x 290 x 41</i>	3.3 <i>1.5</i>	0.26 <i>0.01</i>	<b>\$75</b>
		Low profile accessory drawer, easy to install glide track system. Compatible with 29"D Newland height adjustable surfaces (NL60303QHT, NL72303QHT, NLxx29HAT tops with MLIR30B), or where there is a minimum of 11.5" depth and 20.5" width clearance for mounting. Specify finish colour: Black (BLK), Grey (GRY) or White (WHT). Shipped easy to assemble in 1 carton.			

**ELECTRIC HEIGHT ADJUSTABLE TABLES**

**WARRANTY**

Customer assumes full responsibility for the attachment method of worksurfaces that were not purchased as part of a complete table assembly. Failure to secure the worksurface capable of supporting the load capacity tested to may result in property damage and/or personal injury. Customer agrees to indemnify and hold harmless Global Upholstery Co. Inc., its affiliates, subsidiaries, officers, directors, employees and shareholders (collectively "Global") from and against any lawsuits or threat of lawsuits and all liabilities, direct or implied, claims, proceedings, actions, causes of action, damages, losses, costs and expenses, including, without limitation, legal fees whatsoever which Global may suffer or incur as a result of fulfilling your product order. Customer acknowledges that product not purchased as a complete table assembly will not be covered under Global's Warranty.

**ELECTRIC HAT COMPONENTS**

	<b>MODEL #</b>	<b>DIMENSIONS</b> <small>IN MM</small>	<b>WEIGHT</b> <small>LB KG</small>	<b>VOLUME</b> <small>FT<sup>3</sup> MT<sup>3</sup></small>	<b>LIST PRICE</b>
		<b>W x D x H</b>			
	MLIR30B	42.5 x 22.8 x 21.6-47.2 1080 x 579 x 549-1199	77.2 35.02	2.9 0.08	<b>\$1049</b>

**Quick Assembly Electric HAT - 3-Stage, 2-Leg Base Only**

Quick assembly 2-leg, 3-stage electric height adjustable table base. Beam and leg columns with motors are preassembled. Unfold leg columns and lock into place. For use with NLxxxHAT tops (see below). Range of adjustability without 1" thick top is 21.6" to 47.2"H. Width adjustable for 46"W to 76"W tops. Specify base finish: Black (**BLK**), Designer White (**DWT**) or Tungsten (**TUN**). Shipped partially assembled in 1 carton.



**Tops For Use with 2 Leg Bases**

NL4623HAT	46 x 23 x 1 1168 x 584 x 25	31 14.06	2.1 0.05	<b>\$264</b>
NL5223HAT	52 x 23 x 1 1321 x 584 x 25	35 15.88	2.3 0.06	<b>\$271</b>
NL5823HAT	58 x 23 x 1 1473 x 584 x 25	39 17.69	2.5 0.07	<b>\$281</b>
NL6423HAT	64 x 23 x 1 1626 x 584 x 25	43 19.5	2.8 0.07	<b>\$292</b>
NL7023HAT	70 x 23 x 1 1778 x 584 x 25	47 21.32	3 0.08	<b>\$302</b>
NL4629HAT	46 x 29 x 1 1168 x 737 x 25	39 17.69	2.4 0.06	<b>\$281</b>
NL5229HAT	52 x 29 x 1 1321 x 737 x 25	44 19.96	2.7 0.07	<b>\$292</b>
NL5829HAT	58 x 29 x 1 1473 x 737 x 25	49 22.23	3 0.08	<b>\$306</b>
NL6429HAT	64 x 29 x 1 1626 x 737 x 25	54 24.49	3.3 0.09	<b>\$317</b>
NL7029HAT	70 x 29 x 1 1778 x 737 x 25	59 26.76	3.6 0.1	<b>\$334</b>

For use with MLIR30B as a primary top. 1" thick laminate top with matching 2mm edge.



**Quick Assembly Electric HAT - 3-Stage, 3rd Leg Kit Only**

MLIR30R	- x 22.8 x 21.6-47.2 - x 579 x 549-1199	57.3 25.99	2 0.05	<b>\$646</b>
---------	--	---------------	-----------	--------------

Quick assembly 3-stage 3rd leg kit. Use with 3-stage height adjustable table base MLIR30B to create L-shaped configurations. For use with NL3523RHT or NL4123RHT tops (see below). 3rd leg kit worksurface support is adjustable to accept top widths from 35" to 42" wide x 23" deep. Specify base finish: Black (**BLK**), Designer White (**DWT**) or Tungsten (**TUN**). Shipped in 1 carton (assembly required).



**Return Tops For Use with 3rd Leg Kit**

NL3523RHT	35 x 23 x 1 889 x 584 x 25	24 10.89	1.6 0.04	<b>\$218</b>
NL4123RHT	41 x 23 x 1 1041 x 584 x 25-1149	28 12.7	1.8 0.05	<b>\$236</b>

For use with MLIR30R to create return for MLIR30B only with primary top (NLxxxHAT). 1" thick laminate top with matching 2mm edge.

## BENCHING SOLUTIONS

### GENERAL INFORMATION

- Simplified benching solutions, double-sided straight line applications.
- Meets all applicable ANSI/BIFMA X5.5 desking standards.

### WORKSURFACES

- 1" thick thermally fused laminate with matching 2mm thick edge band; 45 lb. density particle board core.
- Available in all the Ionic benching laminate finishes.
- Worksurfaces are equipped with factory installed inserts for a metal-to-metal leg connection.

### METAL LEGS

- 2" square tube post legs with 1" x 2" cross bar in an H-leg configuration.
- Available in Black (**TBL**), Designer White (**TDW**) or Tungsten (**TTU**) paint finishes, Sandtex finish applied for durability.

### BENCHING KITS

- Kits have been created for ease of specifying and ordering; each kit also includes all the necessary hardware for installation.
- **Freestanding** dual sided table desks include two worksurfaces with support stiffeners and two legs for end conditions.
- **Quad** pack dual sided table desks include two dual sided table desks - four workstations consisting of four worksurfaces with support stiffeners, two end legs and one middle leg for shared condition between two side-by-side top sets.
- Quad packs may be extended with **extender kits** consisting of two worksurfaces with support stiffeners and one leg for shared condition between two side-by-side top sets. Extender kits are to be installed in the middle position(s) sharing a leg between side-by-side top sets.

### PRIVACY SCREENS

- 2.5" center gap between dual sided table desks accommodates privacy screens.
- Privacy screens are available in fabric wrapped and PET Felt options. Refer to Newland privacy panels on pages 115-116.
- Recommend privacy screens be 6" shorter than the worksurfaces. For example, if worksurfaces are 60"W, use 54"W privacy panels.
- Adapter brackets are required to mount the privacy screens between dual sided table desks.

### CABLE MANAGEMENT

- Wire cable management baskets are available to provide cable management and/or lay-in capability for power distribution solution.
- Cable baskets are to be installed on the underside centered between tops on dual sided table desks.

### GROMMETS

- Tops for all kits are standard with no grommets.
- Optional grommets are available in standard worksurface locations. One position per kit may be specified; all tops in each kit ordered will have the same grommet position. Order as: **FOG1**, **FOG2** or **FOG3**. **Add \$192** for freestanding (MLxxxDST) and extender (MLxxxDSE) dual sided table desks. **Add \$383** for quad pack dual sided table desks (MLxxxDSQ).



- FOG grommet cap and sleeve may be removed on-site to accommodate Cove mini power unit MVOVSM2B/S as an alternative to bring power and/or USB charging to the desktop (see page 132).

### LAMINATE FINISHES

ACJ	Absolute Acajou	NBL	Noce Biondo
ASN	Asian Night	NGL	Noce Grigio
AWC	Avant Cherry	NEL	Noce Leggero
AWH	Avant Honey	NML	Noce Medio
CMB	Clear Maple	WHC	White Chocolate
DES	Dark Espresso	WCR	Winter Cherry
DWT	Designer White		

BENCHING KITS	MODEL #	DIMENSIONS <small>IN</small> <small>MM</small>	WEIGHT <small>LB</small> <small>KG</small>	VOLUME <small>FT<sup>3</sup></small> <small>MT<sup>3</sup></small>	LIST PRICE
---------------	---------	---	---	---	------------



**Freestanding Dual Sided Table Desks, 24"D**

	W x D x H				
ML4850DST	48 x 50.4 x 29 <i>1219 x 1280 x 737</i>	151	10.9	<i>68.49</i>	<i>0.3</i>
ML5450DST	54 x 50.4 x 29 <i>1372 x 1280 x 737</i>	161	11.5	<i>73.03</i>	<i>0.32</i>
ML6050DST	60 x 50.4 x 29 <i>1524 x 1280 x 737</i>	171	12	<i>77.56</i>	<i>0.33</i>
ML6650DST	66 x 50.4 x 29 <i>1676 x 1280 x 737</i>	181	12.5	<i>82.1</i>	<i>0.35</i>
ML7250DST	72 x 50.4 x 29 <i>1829 x 1280 x 737</i>	191	13	<i>86.64</i>	<i>0.36</i>

Each kit includes two 24"D worksurfaces and pair of legs for freestanding dual sided table desk. Not to be used with extender table desks. Support stiffeners included are for end-to-end leg condition. Shipped easy to assemble in 3 cartons.

**BENCHING KITS**



**Freestanding Dual Sided Table Desks, 30\"/>**



**Quad Pack Dual Sided Table Desks, 24\"/>**



**Quad Pack Dual Sided Table Desks, 30\"/>**



**Extender for Dual Sided Table Desks, 24\"/>**

MODEL #	DIMENSIONS <sup>IN</sup> <sub>MM</sub>	WEIGHT <sup>LB</sup> <sub>KG</sub>	VOLUME <sup>FT<sup>3</sup></sup> <sub>MT<sup>3</sup></sub>	LIST PRICE
	<b>W x D x H</b>			
ML4862DST	48 x 62.4 x 29 <i>1219 x 1585 x 737</i>	180 <i>81.65</i>	13.2 <i>0.37</i>	<b>\$1594</b>
ML5462DST	54 x 62.4 x 29 <i>1372 x 1585 x 737</i>	192 <i>87.09</i>	13.8 <i>0.39</i>	<b>\$1622</b>
ML6062DST	60 x 62.4 x 29 <i>1524 x 1585 x 737</i>	205 <i>92.99</i>	14.5 <i>0.41</i>	<b>\$1684</b>
ML6662DST	66 x 62.4 x 29 <i>1676 x 1585 x 737</i>	218 <i>98.88</i>	15.1 <i>0.42</i>	<b>\$1762</b>
ML7262DST	72 x 62.4 x 29 <i>1829 x 1585 x 737</i>	230 <i>104.33</i>	15.8 <i>0.44</i>	<b>\$1790</b>

Each kit includes two 30\"/>

ML9650DSQ	96 x 50.4 x 29 <i>2438 x 1280 x 737</i>	275 <i>124.74</i>	19 <i>0.53</i>	<b>\$2605</b>
ML10850DSQ	108 x 50.4 x 29 <i>2743 x 1280 x 737</i>	295 <i>133.81</i>	20.1 <i>0.56</i>	<b>\$2733</b>
ML12050DSQ	120 x 50.4 x 29 <i>3048 x 1280 x 737</i>	315 <i>142.88</i>	21.1 <i>0.59</i>	<b>\$2861</b>
ML13250DSQ	132 x 50.4 x 29 <i>3353 x 1280 x 737</i>	335 <i>151.95</i>	22.1 <i>0.62</i>	<b>\$2993</b>
ML14450DSQ	144 x 50.4 x 29 <i>3658 x 1280 x 737</i>	355 <i>161.03</i>	23.2 <i>0.65</i>	<b>\$3073</b>


Four-pack dual sided table desks; each kit includes four 24\"/>

ML9662DSQ	96 x 62.4 x 29 <i>2438 x 1585 x 737</i>	330 <i>149.69</i>	23 <i>0.65</i>	<b>\$2930</b>
ML10862DSQ	108 x 62.4 x 29 <i>2743 x 1585 x 737</i>	354 <i>160.57</i>	24.3 <i>0.68</i>	<b>\$2990</b>
ML12062DSQ	120 x 62.4 x 29 <i>3048 x 1585 x 737</i>	380 <i>172.37</i>	25.5 <i>0.72</i>	<b>\$3122</b>
ML13262DSQ	132 x 62.4 x 29 <i>3353 x 1585 x 737</i>	406 <i>184.16</i>	26.8 <i>0.75</i>	<b>\$3250</b>
ML14462DSQ	144 x 62.4 x 29 <i>3658 x 1585 x 737</i>	430 <i>195.04</i>	28.1 <i>0.79</i>	<b>\$3326</b>

Four-pack dual sided table desks; each kit includes four 30\"/>

ML4850DSE	48 x 50.4 x 29 <i>1219 x 1280 x 737</i>	124 <i>56.25</i>	8.1 <i>0.22</i>	<b>\$1185</b>
ML5450DSE	54 x 50.4 x 29 <i>1372 x 1280 x 737</i>	134 <i>60.78</i>	8.6 <i>0.24</i>	<b>\$1251</b>
ML6050DSE	60 x 50.4 x 29 <i>1524 x 1280 x 737</i>	144 <i>65.32</i>	9.1 <i>0.25</i>	<b>\$1315</b>
ML6650DSE	66 x 50.4 x 29 <i>1676 x 1280 x 737</i>	154 <i>69.85</i>	9.6 <i>0.27</i>	<b>\$1379</b>
ML7250DSE	72 x 50.4 x 29 <i>1829 x 1280 x 737</i>	164 <i>74.39</i>	10.1 <i>0.28</i>	<b>\$1421</b>

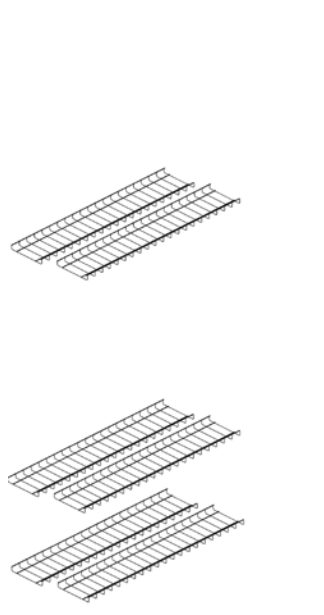
Each kit includes two 24\"/>

BENCHING KITS	MODEL #	DIMENSIONS <sup>IN</sup> <sub>MM</sub>	WEIGHT <sup>LB</sup> <sub>KG</sub>	VOLUME <sup>FT<sup>3</sup></sup> <sub>MT<sup>3</sup></sub>	LIST PRICE
		W x D x H			
	ML4862DSE	48 x 62.4 x 29 <i>1219 x 1585 x 737</i>	150 <i>68.04</i>	9.8 <i>0.27</i>	<b>\$1342</b>
	ML5462DSE	54 x 62.4 x 29 <i>1372 x 1585 x 737</i>	162 <i>73.48</i>	10.4 <i>0.29</i>	<b>\$1362</b>
	ML6062DSE	60 x 62.4 x 29 <i>1524 x 1585 x 737</i>	175 <i>79.38</i>	11.1 <i>0.31</i>	<b>\$1434</b>
	ML6662DSE	66 x 62.4 x 29 <i>1676 x 1585 x 737</i>	188 <i>85.28</i>	11.7 <i>0.33</i>	<b>\$1496</b>
	ML7262DSE	72 x 62.4 x 29 <i>1829 x 1585 x 737</i>	200 <i>90.72</i>	12.4 <i>0.35</i>	<b>\$1538</b>

**Extender for Dual Sided Table Desks, 30"D**

Each kit includes two 30"D worksurfaces and one leg for shared condition, to be used with quad packs MLxx62DSQ to extend the number of workstations. No limit to the number of extender packs that can be joined together. Support stiffeners included are for shared middle leg condition. Extender kits are not to be installed in an end position. Shipped easy to assemble in 3 cartons.

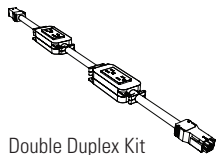
**BENCHING ACCESSORIES**



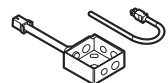
<b>Set of 2</b>					
ML48WCB2	40 x 8 x 1 <i>1016 x 203 x 25</i>	3.6 <i>1.63</i>	0.32 <i>0.01</i>		<b>\$341</b>
ML54WCB2	46 x 8 x 1 <i>1168 x 203 x 25</i>	4.3 <i>1.95</i>	0.37 <i>0.01</i>		<b>\$373</b>
ML60WCB2	52 x 8 x 1 <i>1321 x 203 x 25</i>	4.8 <i>2.18</i>	0.41 <i>0.01</i>		<b>\$418</b>
ML66WCB2	58 x 8 x 1 <i>1473 x 203 x 25</i>	5.3 <i>2.4</i>	0.46 <i>0.01</i>		<b>\$482</b>
ML72WCB2	64 x 8 x 1 <i>1626 x 203 x 25</i>	5.9 <i>2.68</i>	0.51 <i>0.01</i>		<b>\$472</b>
<b>Set of 4</b>					
ML48WCB4	40 x 8 x 1 <i>1016 x 203 x 25</i>	7.2 <i>3.27</i>	0.64 <i>0.01</i>		<b>\$638</b>
ML54WCB4	46 x 8 x 1 <i>1168 x 203 x 25</i>	8.6 <i>3.9</i>	0.73 <i>0.02</i>		<b>\$688</b>
ML60WCB4	52 x 8 x 1 <i>1321 x 203 x 25</i>	9.6 <i>4.35</i>	0.83 <i>0.02</i>		<b>\$778</b>
ML66WCB4	58 x 8 x 1 <i>1473 x 203 x 25</i>	10.6 <i>4.81</i>	0.92 <i>0.02</i>		<b>\$804</b>
ML72WCB4	64 x 8 x 1 <i>1626 x 203 x 25</i>	11.8 <i>5.35</i>	1.02 <i>0.02</i>		<b>\$869</b>

**Wire Management Cable Baskets**

Model number indicates width of worksurface to be used with. Basket is 8" smaller than the top width. Black only. Includes spring steel mounting brackets, allowing basket to swing down from either side for easy access. Shipped easy to assemble in 1 carton.



Double Duplex Kit



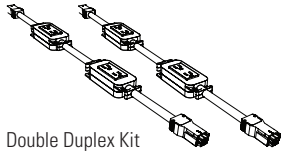
Single-Circuit 3-Prong Feed

**Double Duplex Kit w/Infeed for Freestanding Dual Sided Table Desk Kits**

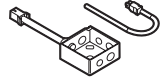
MLDD48DST	168 x 4 x 2 <i>4267 x 102 x 51</i>	8.4 <i>3.81</i>	2.25 <i>0.06</i>		<b>\$509</b>
MLDD54DST	174 x 4 x 2 <i>4420 x 102 x 51</i>	8.5 <i>3.86</i>	2.25 <i>0.06</i>		<b>\$516</b>
MLDD60DST	180 x 4 x 2 <i>4572 x 102 x 51</i>	8.7 <i>3.95</i>	2.25 <i>0.06</i>		<b>\$526</b>
MLDD66DST	186 x 4 x 2 <i>4724 x 102 x 51</i>	8.9 <i>4.04</i>	2.25 <i>0.06</i>		<b>\$531</b>
MLDD72DST	192 x 4 x 2 <i>4877 x 102 x 51</i>	9.1 <i>4.13</i>	2.25 <i>0.06</i>		<b>\$538</b>

Each duplex kit includes jumper with two duplex outlets and infeed. Single circuit only, 15 amp service. Maximum of 12 duplex receptacles per infeed (24 outlets). Prior to use, confirm amperage required based on intended equipment use. Infeed to be hardwired by certified electrician. Use with freestanding dual sided table desks MLxxDST. Model number indicates width of dual sided table desk to be used with. Lay-in capability using wire cable management baskets. Shipped easy to assemble in 1 cartons.

**BENCHING ACCESSORIES**



Double Duplex Kit

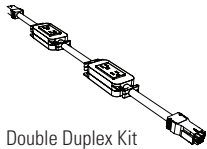


Single-Circuit 3-Prong Feed

**Quad Duplex Kit w/Infeed for Quad Pack Dual Sided Table Desk Kits**

MODEL #	DIMENSIONS <sup>IN</sup> <sup>MM</sup> W x D x H	WEIGHT <sup>LB</sup> <sup>KG</sup>	VOLUME <sup>FT</sup> <sup>3</sup> <sup>MT</sup> <sup>3</sup>	LIST PRICE
MLDD48DSQ	216 x 4 x 2 <i>5486 x 102 x 51</i>	10.7 <i>4.85</i>	4.5 <i>0.12</i>	<b>\$746</b>
MLDD54DSQ	228 x 4 x 2 <i>5791 x 102 x 51</i>	10.9 <i>4.94</i>	4.5 <i>0.12</i>	<b>\$758</b>
MLDD60DSQ	240 x 4 x 2 <i>6096 x 102 x 51</i>	11.3 <i>5.13</i>	4.5 <i>0.12</i>	<b>\$773</b>
MLDD66DSQ	252 x 4 x 2 <i>6401 x 102 x 51</i>	11.7 <i>5.31</i>	4.5 <i>0.12</i>	<b>\$789</b>
MLDD72DSQ	264 x 4 x 2 <i>6706 x 102 x 51</i>	12.1 <i>5.49</i>	4.5 <i>0.12</i>	<b>\$802</b>

Each quad duplex kit includes two jumper with two duplex outlets and infeed. Single circuit only, 15 amp service. Maximum of 12 duplex receptacles per infeed (24 outlets). Prior to use, confirm amperage required based on intended equipment use. Infeed to be hardwired by certified electrician. Use with quad pack dual sided table desks MLxxDSQ. Model number indicates width of dual sided table desk to be used with. Lay-in capability using wire cable management baskets. Shipped easy to assemble in 1 cartons.



Double Duplex Kit

**Extender Duplex Kit for Extender Dual Sided Table Desk Kits**

MLDD48DSE	48 x 2 x 2 <i>1219 x 51 x 51</i>	2.3 <i>1.04</i>	2.25 <i>0.06</i>	<b>\$235</b>
MLDD54DSE	54 x 2 x 2 <i>1372 x 51 x 51</i>	2.4 <i>1.09</i>	1.5 <i>0.04</i>	<b>\$242</b>
MLDD60DSE	60 x 2 x 2 <i>1524 x 51 x 51</i>	2.6 <i>1.18</i>	2.25 <i>0.06</i>	<b>\$248</b>
MLDD66DSE	66 x 2 x 2 <i>1676 x 51 x 36</i>	2.8 <i>1.27</i>	1.5 <i>0.04</i>	<b>\$258</b>
MLDD72DSE	72 x 2 x 2 <i>1829 x 51 x 51</i>	3 <i>1.36</i>	2.25 <i>0.06</i>	<b>\$263</b>

Each extender duplex kit includes jumper with two duplex outlets. Single circuit only, 15 amp service. Maximum of 12 duplex receptacles per infeed (24 outlets). Prior to use, confirm amperage required based on intended equipment use. Use with quad duplex kits and extender dual sided table desks MLxxDSE. Model number indicates width of dual sided table desk to be used with. Lay-in capability using wire cable management baskets. Shipped easy to assemble in 1 carton.

**Set of 2**

MVLPPAB2	6 x 1.7 x 1 <i>152 x 43 x 25</i>	1 <i>0.45</i>	0.1 <i>0.03</i>	<b>\$48</b>
----------	-------------------------------------	------------------	--------------------	-------------

**Set of 3**

MVLPPAB3	6 x 1.7 x 1 <i>152 x 43 x 25</i>	1.3 <i>0.59</i>	0.1 <i>0.03</i>	<b>\$71</b>
----------	-------------------------------------	--------------------	--------------------	-------------

**Set of 4**

MVLPPAB4	6 x 1.7 x 1 <i>152 x 43 x 25</i>	1.8 <i>0.82</i>	0.1 <i>0.03</i>	<b>\$95</b>
----------	-------------------------------------	--------------------	--------------------	-------------



Privacy Screen Adapter Brackets

Use with undermount privacy screens to upmount privacy screens between dual sided table desks. For Newland privacy panels, see pages 115-116. Number of adapter brackets required should correspond with the number of clamps included with privacy screen; varies by width.

## PANELS

### GENERAL INFORMATION

- An innovative and economical tool for creating efficient workspace surrounds, and freestanding or mobile dividers.
- Minimal components offering maximum flexibility that are simple to specify and easy to install.
- Self-leveling connectors accommodate any angle including 90°, 120°, T and X connections. Off module connectors are also available for mid span connections.
- Sleek simple aesthetic - only 1.3" thick overall.
- Painted Aluminum frame with fabric upholstered inserts, non-tackable.
- Three standard panel sizes. Separate hardware kits are also available to accommodate various workplace needs.
- Foot kits are available to create freestanding or mobile divider applications.



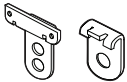


### FINISHES

#### Panel frame, flat foot and mobile foot

BLK	Black
DWT	Designer White
TUN	Tungsten

#### Fabric

LL14	Blue Mist
LL12	Caramel Cream
LL37	Cinder
LL36	Granite
LL11	Medium Taupe
LL38	Sandstone
LL35	Spray

PANELS + ACCESSORIES	MODEL #	DIMENSIONS <sup>IN</sup> <sub>MM</sub>	WEIGHT <sup>LB</sup> <sub>KG</sub>	VOLUME <sup>FT<sup>3</sup></sup> <sub>MT<sup>3</sup></sub>	LIST PRICE
 <p><b>Panel - Fabric Top and Bottom</b></p>		<b>W x D x H</b>			
	ML6636FFP	36 x 1.3 x 66 <i>914 x 33 x 1676</i>	35 <i>15.88</i>	3 <i>0.08</i>	<b>\$751</b>
	ML6648FFP	48 x 1.3 x 66 <i>1219 x 33 x 1676</i>	47 <i>21.32</i>	3.9 <i>0.11</i>	<b>\$780</b>
	ML6660FFP	60 x 1.3 x 66 <i>1524 x 33 x 1676</i>	59 <i>26.76</i>	4.9 <i>0.13</i>	<b>\$910</b>
	Specify fabric and frame finish.				
	1.3" thick overall. Painted aluminum frame with fabric upholstered inserts. 4" raised bottom for ease of cleaning. Shipped easy to assemble in 1 carton.				
 <p><b>Panel Connecting Hinge Kit</b></p>	MLPCHK	5 x 0.75 x 3 <i>127 x 19 x 76</i>	0.17 <i>0.08</i>	0.01 <i>-</i>	<b>\$56</b>
	3 hinges and connecting hardware in each kit. One kit required per every 2 panels being connected. Zinc finish only.				
 <p><b>Off Module Connector</b></p>	MLOMCP	3 x 2 x 4 <i>76 x 51 x 102</i>	1 <i>0.45</i>	0.01 <i>-</i>	<b>\$67</b>
	Connect two panels perpendicular to one another to create a T configuration anywhere along mid span. Bolt top and bottom to vertical then connects to top and bottom rail of adjacent panel. Fasteners included. Specify finish to match panel frame.				
 <p><b>Wall Adapter</b></p>	MLPPWA	1.5 x 2.5 x 4 <i>38 x 64 x 102</i>	1 <i>0.45</i>	0.08 <i>-</i>	<b>\$62</b>
	Wall adapter to start a run of panels affixed to the wall. Bolt to panel in place of universal hinged connector. Keyhole openings to slide over fasteners which are to be preinstalled to the wall. Mounting hardware to affix to wall not included; installer must determine fasteners based on type of wall material securing to.				
 <p><b>Freestanding Foot Kit</b></p>	<b>Flat foot, single pack</b>				
	MLSFFKP	20 x 2 x 6 <i>508 x 51 x 152</i>	3.5 <i>1.59</i>	0.28 <i>0.01</i>	<b>\$112</b>
	<b>Flat foot, pack of 2</b>				
	MLDFFKP	20 x 2 x 6 <i>508 x 51 x 152</i>	6.96 <i>3.16</i>	0.28 <i>0.01</i>	<b>\$239</b>
Sold individually or in pairs. Flat feet do not have levelers. Use to create a freestanding dividers that do not require leveling adjustment. Specify finish to match panel frame.					

PANELS	MODEL #	DIMENSIONS <sup>IN</sup> <sub>MM</sub>	WEIGHT <sup>LB</sup> <sub>KG</sub>	VOLUME <sup>FT<sup>3</sup></sup> <sub>MT<sup>3</sup></sub>	LIST PRICE
--------	---------	--	------------------------------------	--	------------

W x D x H

**Mobile foot, single pack**

MLSCFKP	20 x 2 x 6	3.9	0.28	<b>\$149</b>
	508 x 51 x 152	1.77	0.01	

**Mobile foot, pack of 2**

MLDCFKP	20 x 2 x 6	7.7	0.28	<b>\$295</b>
	508 x 51 x 152	3.49	0.01	



**Mobile Foot Kit**

Sold individually or in pairs. Use to create a mobile divider. Black dual wheel locking casters. Specify finish to match panel frame.



**GENERAL INFORMATION**

- Pashley's tapered angled legs offer a mid-century vibe and adapts well to small office or home office with commercial grade performance.
- Simplicity and elegance supported with superior strength and stability.
- 1" thick thermally fused laminate worksurfaces.
- 14 standard worksurface finishes to choose from.
- Easy to assemble.
- Meets applicable ANSI/BIFMA x5.5 standards.
- Laminate tops backed by Global's Warranty.
- Greenguard Certified.

**CONSTRUCTION**

- Tops are made from 45 lb. density particle board covered with thermally fused laminate on both sides with 2mm matching edge band.
- Welded metal legs with mechanically connected frame.
- Legs and frames finished in a highly durable powder coated paint finish.
- Leveling glides included.

**SPECIAL SIZES**

- Custom sizes are not available.

**FINISH - METAL LEGS**

- Available in flat Pearl colour only.

**FINISHES - TOPS**

- Available in the following standard colours with no upcharge:
- |     |                 |     |                 |
|-----|-----------------|-----|-----------------|
| ACJ | Absolute Acajou | NBL | Noce Biondo     |
| ASN | Asian Night     | NGL | Noce Grigio     |
| AWC | Avant Cherry    | NEL | Noce Leggero    |
| AWH | Avant Honey     | NML | Noce Medio      |
| CMB | Clear Maple     | WHC | White Chocolate |
| DES | Dark Espresso   | WCR | Winter Cherry   |
| DWT | Designer White  |     |                 |

TABLE DESKS	MODEL #	DIMENSIONS IN MM	WEIGHT LB KG	VOLUME FT <sup>3</sup> MT <sup>3</sup>	LIST PRICE
		<b>W x D x H</b>			
	<b>24" deep</b>				
	ML48240GD	48 x 24 x 29.5 <i>1219 x 610 x 749</i>	75.9 <i>34.43</i>	4.7 <i>0.13</i>	<b>\$768</b>
	ML60240GD	60 x 24 x 29.5 <i>1524 x 610 x 749</i>	84.7 <i>38.42</i>	5.1 <i>0.14</i>	<b>\$894</b>
	ML72240GD	72 x 24 x 29.5 <i>1829 x 610 x 749</i>	92.7 <i>42.05</i>	5.45 <i>0.15</i>	<b>\$983</b>
	<b>30" deep</b>				
	ML48300GD	48 x 30 x 29.5 <i>1219 x 762 x 749</i>	93.7 <i>42.5</i>	5.7 <i>0.16</i>	<b>\$874</b>
	ML60300GD	60 x 30 x 29.5 <i>1524 x 762 x 749</i>	105.5 <i>47.85</i>	6.3 <i>0.17</i>	<b>\$986</b>
	ML72300GD	72 x 30 x 29.5 <i>1829 x 762 x 749</i>	115.5 <i>52.39</i>	6.7 <i>0.18</i>	<b>\$1094</b>
	Freestanding table desk with metal support frame and angled legs. Shipped easy to assemble in 3 cartons.				



Table Desk

**GENERAL INFORMATION**

- Lite-Lift II is ideal for applications that require a lightweight and easy to clean table. It is THE economical, durable, multi-purpose table.
- Meets applicable ANSI/BIFMA standards.
- Greenguard Certified.

**CONSTRUCTION**

- Lightweight.
- Polyethylene surface with UV protection.
- Shock-proof.
- Constructed to withstand heavy loads.
- Suitable for outdoor use.
- Solid welded joints, nuts and bolts.
- Powder coated 1.125" diameter steel legs. Textured Charcoal epoxy coated (TC).
- Perforated underside surface allows for non-warping.
- Individual polypropylene clip to hold the leg in position when folded. Solid and durable fastening device.

**FINISHES**

- Oyster Grey only.

**FOLDING TABLES**



**Rectangular Folding Table**

MODEL #	DIMENSIONS <sup>IN</sup> <sub>MM</sub>	WEIGHT <sup>LB</sup> <sub>KG</sub>	VOLUME <sup>FT<sup>3</sup></sup> <sub>MT<sup>3</sup></sub>	LIST PRICE
W x D x H				
MVLFRT60	60 x 30 x 29.25 <i>1524 x 762 x 743</i>	30 <i>13.61</i>	2.43 <i>0.06</i>	<b>\$290</b>
MVLFRT72	72 x 30 x 29.25 <i>1829 x 762 x 743</i>	36 <i>16.33</i>	2.91 <i>0.08</i>	<b>\$305</b>
MVLFRT96	96 x 30 x 29.25 <i>2438 x 762 x 743</i>	50 <i>22.68</i>	3.87 <i>0.1</i>	<b>\$469</b>

Durable high impact polypropylene top. 1.125" diameter steel legs finished in a scuff resistant, textured Charcoal epoxy coating. Lightweight, easy to clean and simple to fold and store. Easy lock leg brace for added stability. 200 lbs. weight capacity for tables up to 72" wide; 375 lbs. weight capacity for 96" wide table. Shipped assembled in 1 carton.



**Round Folding Table**

MVLFRT48D	48 x 48 x 29.25 <i>1219 x 1219 x 743</i>	31 <i>14.06</i>	3.26 <i>0.09</i>	<b>\$349</b>
MVLFRT60D	60 x 60 x 29.25 <i>1524 x 1524 x 743</i>	47 <i>21.32</i>	5.6 <i>0.15</i>	<b>\$558</b>

Durable high impact polypropylene top. 1.125" diameter steel legs finished in a scuff resistant, textured Charcoal epoxy coating. Lightweight, easy to clean and simple to fold and store. Easy lock leg brace for added stability. 200 lbs. weight capacity. Shipped assembled in 1 carton.

**TABLE DOLLIES**



**Dolly for 60", 72" and 96" Rectangular Folding Table**

OTG11841	30.25 x 75.75 x 45.25 <i>768 x 1924 x 1149</i>	76 <i>34.47</i>	9.25 <i>0.26</i>	<b>\$734</b>
----------	---	--------------------	---------------------	--------------

Dolly for stacking and moving 60", 72" and 96" rectangular folding tables (MLFRT60, MLFRT72 and MLFRT96). 1.125" steel tubing. Textured Charcoal epoxy coating. Tables lay horizontally on dolly.  
MVLFRT60 and MVLFRT72 - Maximum capacity is 20 tables.  
MVLFRT96 - Maximum capacity is 18 tables.



**Dolly for 48" and 60" Round Folding Table**

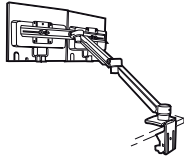
OTG11842	32.75 x 52 x 40.25 <i>832 x 1321 x 1022</i>	76 <i>34.47</i>	5.5 <i>0.15</i>	<b>\$633</b>
----------	--	--------------------	--------------------	--------------

Dolly for stacking and moving 48" and 60" round folding tables (MVLFRT48D and MVLFRT60D). 1.125" steel tubing. Textured Charcoal epoxy coating. Tables stand vertically on dolly.  
MVLFRT48D - Maximum capacity is 15 tables.  
MVLFRT60D - Maximum capacity is 12 tables.

MVL monitor arms  
MVL keyboard supports  
Accessories  
Power and data

# Accessories

**MONITOR ARMS**      **MODEL #**      **DIMENSIONS** <sup>IN</sup> / <sup>MM</sup>      **WEIGHT** <sup>LB</sup> / <sup>KG</sup>      **VOLUME** <sup>FT<sup>3</sup></sup> / <sup>MT<sup>3</sup></sup>      **LIST PRICE**



**Dual Monitor Double Extension w/Height Adjustment**

	<b>W x D x H</b>			
MVL2SDEH	22 x 5.95-26 x 17.5	9.4	1.57	<b>\$476</b>
	559 x 151-660 x 445	4.26	0.04	

Dual monitor arm provides 26" of reach with 13" of usable height adjustment. Quick connect option for mounting monitor with standard VESA standards. Counterbalanced spring technology allows for 2 to 20 lbs. load (max 10 lbs. per screen). Dual cross bar holds monitors up to 22" in horizontal width each. Enclosed cable manager. Tool-less clamp installation makes assembly quick and easy. Attach to any standard 1" to 1.5" thick surface with flush edge by a desk clamp or through a grommet. Available in **Silver** only.

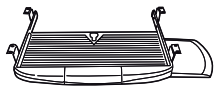


**Monitor Arm**

OTGMA2	30 x 4.5-26 x 20	8.4	0.6	<b>\$269</b>
	762 x 114-660 x 508	3.81	0.01	

Can be used a single or double monitor arm. Height adjustment range: 7" - 17.7". Arm extension: 15". Loading capacity: 2.2 - 17.6 lbs per monitor. Accommodates: 17 - 29" monitor sizes. Monitor tilt: -40 degrees upward tilt, -15 degrees downward tilt, 180-degree rotation. Quick release VESA plates included (72 x 72mm, 100 x 100mm). VESA rotation: 90 degrees for landscape or portrait. Meets applicable ANSI/BIFMA X5.5. Desk clamp and grommet mounts included (0.5 - 1.25" thick tops). Integrated post and arm management. Available in Tungsten only.

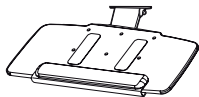
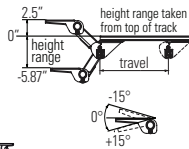
**KEYBOARD SUPPORTS**



**Keyboard Drawer**

MVLKBT	20.6 x 12.5 x 4	4.78	0.42	<b>\$185</b>
	523 x 318 x 102	2.17	0.01	

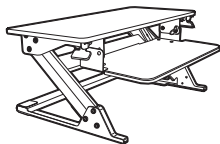
Mounts on two low friction ball bearing slides for storage below workstation. Pull-out mouse tray (mountable left or right). Palm rest/pen compartment. Keyboard platform accommodates standard and ergonomic shaped keyboards. **Requires 17" of depth clearance** under the surface for installation.



**Articulating Keyboard Package**

MVLKP01	27.5 x 11.5 x 0.38	13.6	0.93	<b>\$395</b>
	699 x 292 x 10	6.17	0.02	

Package includes articulating arm and 27" HDPE tray. Arm has a 8.37" height and 30° tilt adjustment. Low profile design with 360° swivel. HDPE tray is 0.38" thick and has a removable wrist rest. Tray comes with anti-slip strips. **Requires 18" of depth clearance** under the surface for installation.

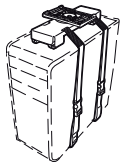


**Desktop Sit-Stand Workstation**

MVL5230B0	35.4 x 23.2 x 6.2	47	4.8	<b>\$1148</b>
	899 x 589 x 157	21.32	0.13	

Easily fits onto a 24" or deeper worksurface. Supports up to 35 lbs. Keyboard surface tilts from -10°/+10°. Infinite pneumatic height adjustment. Primary surface can be extended 20" above the desk. Black frame and surface. Comes with grommet for cord management. No tools required for installation.

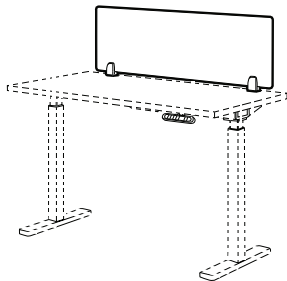
ACCESSORIES	MODEL #	DIMENSIONS <sup>IN</sup> <sub>MM</sub>	WEIGHT <sup>LB</sup> <sub>KG</sub>	VOLUME <sup>FT<sup>3</sup></sup> <sub>MT<sup>3</sup></sub>	LIST PRICE
-------------	---------	--	------------------------------------	--	------------



**CPU Holder Dual Strap**

	W x D x H			
MVLCPU	4 x 11 x 1.5 102 x 279 x 38	4 1.81	0.39 0.01	<b>\$198</b>

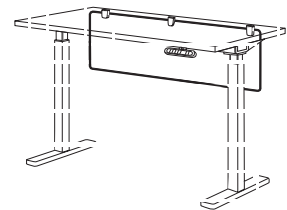
CPU slides on a 17" track and swivels to allow full accessibility and easy storage. Straps adjust and fasten with buckles for simple installation. Accommodates CPU's weighing up to 30 lbs. and measuring 64" in perimeter. **Requires 17" of depth clearance** under the surface for installation.



**Fabric Privacy Panel - Upmount**

ML1324DMF	24 x 0.5 x 13.25 610 x 13 x 337	2.6 1.18	0.4 0.01	<b>\$458</b>
ML1330DMF	30 x 0.5 x 13.25 762 x 13 x 337	3 1.36	0.5 0.01	<b>\$460</b>
ML1336DMF	36 x 0.5 x 13.25 914 x 13 x 337	3.6 1.63	0.6 0.01	<b>\$494</b>
ML1342DMF	42 x 0.5 x 13.25 1067 x 13 x 337	4.2 1.91	0.7 0.01	<b>\$529</b>
ML1348DMF	48 x 0.5 x 13.25 1219 x 13 x 337	4.8 2.18	0.8 0.02	<b>\$530</b>
ML1354DMF	54 x 0.5 x 13.25 1372 x 13 x 337	5.4 2.45	0.9 0.02	<b>\$565</b>
ML1360DMF	60 x 0.5 x 13.25 1524 x 13 x 337	6 2.72	1 0.02	<b>\$759</b>
ML1366DMF	66 x 0.5 x 13.25 1676 x 13 x 337	6.6 2.99	1.1 0.03	<b>\$785</b>

Mounts to a 1" or 1 1/16" thick worksurface. Mounting brackets included. If using a privacy panel with a monitor arm, the mounting style of the arm should be grommet mount or freestanding. These privacy panels cannot be used with edge clamp style monitor arms. Not for use with Ionic benching kits. Shipped easy to assemble in 1 carton.



**Fabric Privacy Panel - Undermount**

ML1324UMF	24 x 0.5 x 13.25 610 x 13 x 337	2.6 1.18	0.4 0.01	<b>\$458</b>
ML1330UMF	30 x 0.5 x 13.25 762 x 13 x 337	3 1.36	0.5 0.01	<b>\$460</b>
ML1336UMF	36 x 0.5 x 13.25 914 x 13 x 337	3.6 1.63	0.6 0.01	<b>\$494</b>
ML1342UMF	42 x 0.5 x 13.25 1067 x 13 x 337	4.2 1.91	0.7 0.01	<b>\$529</b>
ML1348UMF	48 x 0.5 x 13.25 1219 x 13 x 337	4.8 2.18	0.8 0.02	<b>\$530</b>
ML1354UMF	54 x 0.5 x 13.25 1372 x 13 x 337	5.4 2.45	0.9 0.02	<b>\$565</b>
ML1360UMF	60 x 0.5 x 13.25 1524 x 13 x 337	6 2.72	1 0.02	<b>\$759</b>
ML1366UMF	66 x 0.5 x 13.25 1676 x 13 x 337	6.6 2.99	1.1 0.03	<b>\$785</b>

Mounts to a 1" or 1 1/16" thick worksurface. Mounting brackets included. To add privacy panels to Ionic benching kits (pages 119-121), use undermount privacy panels with adapter brackets MVLPPABx (page 122). If using a privacy panel with a monitor arm, the mounting style of the arm should be grommet mount or freestanding. These privacy panels cannot be used with edge clamp style monitor arms. Shipped easy to assemble in 1 carton.

ACCESSORIES	MODEL #	DIMENSIONS	WEIGHT	VOLUME	LIST PRICE
-------------	---------	------------	--------	--------	------------

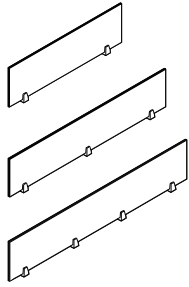
W x D x H

**Set of 1**

MVLPET42-1	42 x 0.36 x 13.25 <i>1067 x 9 x 337</i>	2.6 <i>1.18</i>	0.8 <i>0.02</i>	<b>\$294</b>
MVLPET48-1	48 x 0.36 x 13.25 <i>1219 x 9 x 337</i>	3.3 <i>1.5</i>	0.9 <i>0.02</i>	<b>\$309</b>
MVLPET54-1	54 x 0.36 x 13.25 <i>1372 x 9 x 337</i>	3.6 <i>1.63</i>	1 <i>0.02</i>	<b>\$396</b>
MVLPET60-1	60 x 0.36 x 13.25 <i>1524 x 9 x 337</i>	3.8 <i>1.72</i>	1.1 <i>0.03</i>	<b>\$409</b>
MVLPET66-1	66 x 0.36 x 13.25 <i>1676 x 9 x 337</i>	4.5 <i>2.04</i>	1.3 <i>0.03</i>	<b>\$482</b>

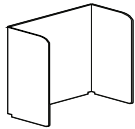
**Set of 4**

MVLPET42-4	42 x 0.36 x 13.25 <i>1067 x 9 x 337</i>	9.5 <i>4.31</i>	0.8 <i>0.02</i>	<b>\$1123</b>
MVLPET48-4	48 x 0.36 x 13.25 <i>1219 x 9 x 337</i>	11.9 <i>5.4</i>	1 <i>0.02</i>	<b>\$1175</b>
MVLPET54-4	54 x 0.36 x 13.25 <i>1372 x 9 x 337</i>	12.8 <i>5.81</i>	1.1 <i>0.03</i>	<b>\$1517</b>
MVLPET60-4	60 x 0.36 x 13.25 <i>1524 x 9 x 337</i>	13.8 <i>6.26</i>	1.2 <i>0.03</i>	<b>\$1561</b>
MVLPET66-4	66 x 0.36 x 13.25 <i>1676 x 9 x 337</i>	16.2 <i>7.35</i>	1.3 <i>0.03</i>	<b>\$1840</b>



**PET Felt Privacy Screen**

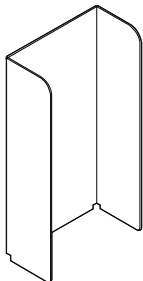
Mounts to 1" thick laminate surface, may be installed as undermount or up mount position. Mounting brackets included. Secured with wood screws, will mar the top surface when installed in upmount position. If using a privacy panel with a monitor arm, the mounting style of the arm should be grommet mount or freestanding. These privacy panels cannot be used with edge clamp style monitor arms. Shipped easy to assemble in 1 carton.



**Desktop Short Partition**

MLDTP3224	31.5 x 15.5 x 23.5 <i>800 x 394 x 597</i>	7 <i>3.18</i>	0.5 <i>0.01</i>	<b>\$256</b>
-----------	--	------------------	--------------------	--------------

Lightweight freestanding desktop partition. Move wherever you need to provide a focus space. 9mm thick PET Felt, no hardware connections. Folds flat for storage when not in use. Ships in two pieces with a puzzle-like joint. Easy to assemble.

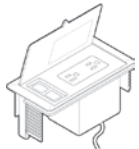


**Floor Standing Tall Partition**

MLFSP3260	31.5 x 15.5 x 60 <i>800 x 394 x 1524</i>	13 <i>5.9</i>	1.2 <i>0.03</i>	<b>\$769</b>
-----------	---	------------------	--------------------	--------------

Lightweight freestanding floor partition. Move wherever you need to provide a focus space. 9mm thick PET Felt, no hardware connections. Folds flat for storage when not in use. Ships in two pieces with a puzzle-like joint. Easy to assemble.


POWER DATA	MODEL #	DIMENSIONS <sup>IN</sup> <sub>MM</sub>	WEIGHT <sup>LB</sup> <sub>KG</sub>	VOLUME <sup>FT<sup>3</sup></sup> <sub>MT<sup>3</sup></sub>	LIST PRICE
------------	---------	---	---------------------------------------	---	------------



**Power/Data Block**

	W x D x H			
MVLPDM	6.5 x 3.5 x 2.8 165 x 89 x 71	2 0.91	0.1 -	<b>\$268</b>


Worksurface power and data module. Two power receptacles and two data receptacles. 9' cord. Worksurface cut-out must be done on-site by installer to accept MVLPDM. Template for cut-out provided. Available in **Black** only.



**Mini Power Block**

MVCOVSM2B	2.25 x 3.75 x 3.12	2.35	0.5	<b>\$313</b>
MVCOVSM2S	2.25 x 3.75 x 3.12	2.35	0.5	<b>\$313</b>

Designed to retrofit into an existing grommet cut-out to bring power to the desktop. Fits in 3.27" x 1.9" cut-out (FOG, POG) and mounts to 0.5" to 2" thick surface. Includes two 12A, 120 VAC spill resistant power receptacles. 9' power cord with 90° flat plug with 45° rotation. ETL listed. Available in Black (**B**) or Silver (**S**) as indicated by last character of model number.



**Surface Mounted Power Module**

MVLDK1000AC	4.09 x 2.24 x 2.11 104 x 57 x 54	3 1.36	0.07 -	<b>\$325</b>
-------------	-------------------------------------	-----------	-----------	--------------

Above surface or below surface mounted module with one power outlet, one 2.1 amp USB-A and one 2.4 amp USB-C ports. Includes 10' power cord. Available in **Black** only.

MVL1900 lateral files

MVL25 vertical files

MVLPED pedestals

MVLSTOR storage cabinets

# Filing



#### GENERAL INFORMATION

- Commercial quality lateral files.
- Keylock included with removable core.
- Lock bars on both sides of cabinet for increased security.
- Standard with counterweights.
- Leveling glides included.
- All drawer fronts feature a recessed angled full pull.
- 5 high lateral file - top opening has a receding door and roll-out shelf, four lower drawers have fixed fronts.
- Side-to-side hanging file bars are included and installed.
- Files bars can be positioned for letter/legal materials filing.
- All drawers feature ball bearing suspension.
- Coated with environmentally friendly, recyclable paint, electrostatically applied for a durable finish.
- Meets applicable ANSI/BIFMA standards.
- Canadian made with a Lifetime Warranty.
- Greenguard Certified.

#### CONSTRUCTION

- Fully welded seamless corners with internal steel corner gussets increase strength and rigidity.
- Key locks are random and cannot be specified.
- Positive interlocking system allows only one drawer to open at a time.
- Full extension ball bearing suspensions with a built-in feature to prevent drawer bounce back.
- Four adjustable leveling glides are easily accessible from inside or outside of the cabinet for quick and proper installation.
- Counterweights are included in 1 ½, 2, 3 and 4 high cabinets. 5 high cabinet is counterbalanced and does not need additional counterweights.
- Inside clearance of 12" openings is 11 ¼" high.

#### FINISHES

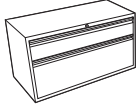
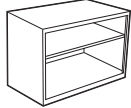


- MVL1900 lateral files are available in Black (BLK), Designer White (DWT), Grey (GRY) and Nevada (NEV) finishes.
- Available in all other Global standard colours at no upcharge, minimum order of 10 pieces (visit [officestogo.com](http://officestogo.com) to see Global colours). Standard lead time will apply.
- An upcharge of 10% will apply to Metallic, Mica, Tungsten and special White finishes.

#### ACCESSORIES

- Lateral file laminate top
- Low storage cushions for 1 ½" high units
- Mobile lateral kit
- Front-to-back file bars
- Side-to-side file bars
- Plate dividers
- Extra keys

#### SHIPPING

- MVL1900 lateral files are shipped fully assembled.

LATERAL FILES	MODEL #	DIMENSIONS <sup>IN</sup> <sub>MM</sub>	WEIGHT <sup>LB</sup> <sub>KG</sub>	VOLUME <sup>FT<sup>3</sup></sup> <sub>MT<sup>3</sup></sub>	LIST PRICE
 <p><b>1 1/2 Drawer High Lateral Cabinet</b></p>	M1930PXB	30 x 19.25 x 21.25 <i>762 x 489 x 540</i>	117 <i>53.07</i>	9.5 <i>0.26</i>	<b>\$876</b>
	M1936PXB	36 x 19.25 x 21.25 <i>914 x 489 x 540</i>	127 <i>57.61</i>	11.25 <i>0.31</i>	<b>\$910</b>
 <p><b>1 1/2 Open Shelf</b></p>	M19301XSN	30 x 19.25 x 21.25 <i>762 x 489 x 540</i>	50 <i>22.68</i>	9.5 <i>0.26</i>	<b>\$587</b>
	M19361XSN	36 x 19.25 x 21.25 <i>914 x 489 x 540</i>	56 <i>25.4</i>	11.25 <i>0.31</i>	<b>\$630</b>
 <p><b>2 Drawer High Lateral Cabinet</b></p>	MVL1936P2	36 x 19.25 x 27.31 <i>914 x 489 x 694</i>	124 <i>56.25</i>	14.6 <i>0.41</i>	<b>\$956</b>
	MVL1936P3	36 x 19.25 x 39.68 <i>914 x 489 x 1008</i>	149 <i>67.59</i>	15.67 <i>0.44</i>	<b>\$1323</b>
 <p><b>3 Drawer High Lateral Cabinet</b></p>	MVL1936P4	36 x 19.25 x 52.06 <i>914 x 489 x 1322</i>	179 <i>81.19</i>	20.88 <i>0.59</i>	<b>\$1643</b>
	MVL1936P5	36 x 19.25 x 66.56 <i>914 x 489 x 1691</i>	204 <i>92.53</i>	33.4 <i>0.94</i>	<b>\$2176</b>

One 6" high fixed front drawer, one 12" high fixed front drawer. Inside drawer clearance: 5 1/8" high and 11 1/4" high respectively. Recessed angled full pulls. Side-to-side file bars, counterweights, levelers and lock included. Shipped assembled in 1 carton.

21 1/4" high open shelf, 18" high inside clearance with one 2-position adjustable shelf. Levelers included. Shipped assembled in 1 carton.

**36" wide.** Two 12" opening fixed front drawers. Recessed angled full pulls. Side-to-side file bars, counterweights and lock included. Shipped assembled in 1 carton.

**36" wide.** Three 12" opening fixed front drawers. Recessed angled full pulls. Side-to-side file bars, counterweights and lock included. Shipped assembled in 1 carton.

**36" wide.** Four 12" opening fixed front drawers. Recessed angled full pulls. Side-to-side file bars, counterweights and lock included. Shipped assembled in 1 carton.

**36" wide.** Top opening has a 12" receding door and roll-out shelf. Four lower openings have 12" opening fixed front drawers. Recessed angled full pulls. Side-to-side file bars, counterweights and lock included. Shipped assembled in 1 carton.

**LATERAL FILES**      **MODEL #**      **DIMENSIONS** <sup>IN</sup>/<sub>MM</sub>      **WEIGHT** <sup>LB</sup>/<sub>KG</sub>      **VOLUME** <sup>FT<sup>3</sup></sup>/<sub>MT<sup>3</sup></sub>      **LIST PRICE**

W x D x H



**Mobile 2 High Lateral File**

MVL1936M2	36 x 19.25 x 30 914 x 489 x 762	130 58.97	14.77 0.41	<b>\$1209</b>
-----------	------------------------------------	--------------	---------------	---------------

**36" wide.** Consists of MVL1936P2 (Two Drawer High Lateral File) plus MVLMLK (Mobile Lateral Kit). Shipped assembled in 2 cartons.

**METAL BOOKCASES**



**Metal Bookcase, 4 High**

MVLBC36-4	36 x 13 x 53.7 914 x 330 x 1364	75 34.02	17.9 0.5	<b>\$725</b>
-----------	------------------------------------	-------------	-------------	--------------

4H all metal bookcase with three adjustable shelves and one fixed bottom shelf. Load capacity per shelf of 85 lbs evenly distributed. Shipped assembled in 1 carton.

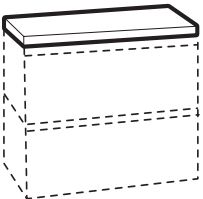


**Metal Bookcase, 5 High**

MVLBC36-5	36 x 13 x 66.4 914 x 330 x 1687	90 40.82	21.9 0.62	<b>\$878</b>
-----------	------------------------------------	-------------	--------------	--------------

5H all metal bookcase with four adjustable shelves and one fixed bottom shelf. Load capacity per shelf of 85 lbs evenly distributed. Shipped assembled in 1 carton.

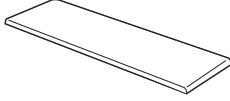
**MVL1900 ACCESSORIES**



**Top For 19.25"D Storage Unit**

ML3019LT	30 x 19.25 x 1 762 x 489 x 25	14 6.35	0.83 0.02	<b>\$125</b>
ML3619LT	36 x 19.25 x 1 914 x 489 x 25	17 7.71	0.97 0.02	<b>\$132</b>
ML6019LT	60 x 19.25 x 1 1524 x 489 x 25	28 12.7	1.53 0.04	<b>\$192</b>
ML6619LT	66 x 19.25 x 1 1676 x 489 x 25	30 13.61	1.67 0.04	<b>\$197</b>
ML7219LT	72 x 19.25 x 1 1829 x 489 x 25	33 14.97	1.81 0.05	<b>\$204</b>

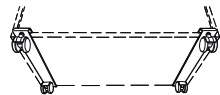
Ships with double-sided tape to secure to 19.25"D MVL metal storage units. Shipped ready to assemble with storage unit in 1 carton.  
 60" for two 30"W units  
 66" for one 30"W and one 36"W units  
 72" for two 36"W units  
 ML3619LT and ML3019LT for use with single 19.25"D storage units.

MVL1900 ACCESSORIES	MODEL #	DIMENSIONS <sup>IN</sup> <sub>MM</sub>	WEIGHT <sup>LB</sup> <sub>KG</sub>	VOLUME <sup>FT<sup>3</sup></sup> <sub>MT<sup>3</sup></sub>	LIST PRICE
	MVL1930C	30 x 19.25 x 2 762 x 489 x 51	11 4.99	1.3 0.03	\$250
	MVL1936C	36 x 19.25 x 2 914 x 489 x 51	13 5.9	2.6 0.07	\$286
	MVL1960C	60 x 19.25 x 2 1524 x 489 x 51	20 9.07	2.6 0.07	\$460
	MVL1966C	66 x 19.25 x 2 1676 x 489 x 51	16 7.26	5.2 0.14	\$496
	MVL1972C	72 x 19.25 x 2 1829 x 489 x 51	22 9.98	2.4 0.06	\$532

**Low Storage Cushions**

Cushions for 19.25"D low storage lateral files (M1930PXB, M1936PXB, M19301XSN and M19361XSN). Storage must have a finished laminate top to accept the cushion. Waterfall front and back edge, attaches with Velcro strips (supplied). Can be upholstered in all OTG seating fabrics (see page 147). Shipped assembled in 1 carton.

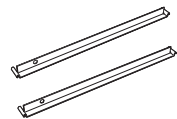
**Alternate textile options:** Graded-in textiles are available. No minimum quantities. Contact Customer Service for pricing



**Mobile Lateral Kit**

MVLMLK	20.9 x 2.5 x 3.9 531 x 64 x 99	6 2.72	0.17 4.31	\$253
--------	-----------------------------------	-----------	--------------	-------

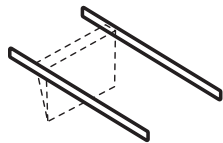
Use kit to convert MVL1936P2 (Two Drawer High Lateral File) to a mobile two high lateral file. Kit includes support rails and non-locking four casters. Shipped assembled in 1 carton.



**Front-to-Back File Bars**

MVLFBB	15.5 x 1 x 1 394 x 25 x 25	1 0.45	0.8 0.02	\$29
--------	-------------------------------	-----------	-------------	------

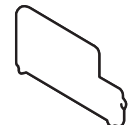
Must be used in conjunction with MVLHFB36 (Side-to-Side File Bars). One pair. Shipped in 1 carton.



**Side-to-Side File Bars**

MVLHFB36	33.25 x 0.4 x 1.25 845 x 10 x 32	4 1.81	0.5 0.01	\$52
----------	-------------------------------------	-----------	-------------	------

Hanging file bars. One pair. Shipped in 1 carton.



**Plate Dividers**

MVLDP	13.25 x 0.01 x 7 337 x 0.25 x 178	4 1.81	0.5 0.01	\$52
-------	--------------------------------------	-----------	-------------	------

Three per package. **EFC** (environmentally friendly colour - similar to Charcoal Grey due to the use of recycled powder). Shipped in 1 carton.



**Extra Key**

MVLEK	-	0.1 0.05	0.1 -	\$17
-------	---	-------------	----------	------

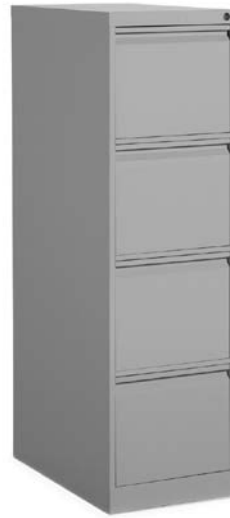
Please specify key number at time of order. Key range W401-W550. Shipped in 1 carton.



MVL25201



MVL25251



MVL25401



MVL25451

#### GENERAL INFORMATION

- Commercial quality vertical files.
- To be used in freestanding applications, not intended to support worksurfaces.
- Keylock included with removable core.
- All drawer fronts feature a recessed angled full pull.
- Models are available in letter and legal widths.
- All drawers feature ball bearing suspension.
- Case rests directly on floor, leveling glides are not included.
- Coated with environmentally friendly, recyclable paint, electrostatically applied for a durable finish.
- Meets applicable ANSI/BIFMA standards.
- Canadian made with a Lifetime Warranty.
- Greenguard Certified.

#### CONSTRUCTION



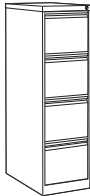
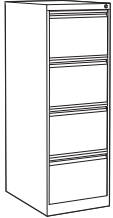
- Welded one-piece top.
- High side walls accommodate hanging file folders.
- Locks are standard and have removable cores.
- Key locks are random and cannot be specified.
- Drawers are 25"D.

#### FINISHES

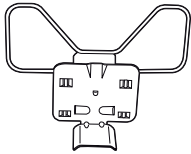

- MVL25 vertical files are available in Black (BLK), Designer White (DWT), Grey (GRY) and Nevada (NEV) finishes.
- Available in all other Global standard colours at no upcharge, minimum order of 10 pieces (visit [officestogo.com](http://officestogo.com) to see Global colours). Standard lead time will apply.
- An upcharge of 10% will apply to Metallic, Mica, Tungsten and special White finishes.

#### SHIPPING

- MVL25 vertical files are shipped fully assembled.

VERTICAL FILES	MODEL #	DIMENSIONS <sup>IN</sup> <sub>MM</sub>	WEIGHT <sup>LB</sup> <sub>KG</sub>	VOLUME <sup>FT<sup>3</sup></sup> <sub>MT<sup>3</sup></sub>	LIST PRICE
 <p><b>2 Drawer Vertical File</b></p>	MVL25201	15.15 x 25 x 29	62	9	<b>\$457</b>
		385 x 635 x 737	28.12	0.25	
<p><b>Letter width.</b> Two 25"D drawers. Ball bearing suspension. Recessed angled full pulls. Lock included. Shipped assembled in 1 carton.</p>					
 <p><b>2 Drawer Vertical File</b></p>	MVL25251	18.15 x 25 x 29	67	11	<b>\$481</b>
		461 x 635 x 737	30.39	0.31	
<p><b>Legal width.</b> Two 25"D drawers. Ball bearing suspension. Recessed angled full pulls. Lock included. Shipped assembled in 1 carton.</p>					
 <p><b>4 Drawer Vertical File</b></p>	MVL25401	15.15 x 25 x 52	112	16	<b>\$703</b>
		385 x 635 x 1321	50.8	0.45	
<p><b>Letter width.</b> Four 25"D drawers. Ball bearing suspension. Recessed angled full pulls. Lock included. Shipped assembled in 1 carton.</p>					
 <p><b>4 Drawer Vertical File</b></p>	MVL25451	18.15 x 25 x 52	122	18	<b>\$771</b>
		461 x 635 x 1321	55.34	0.5	
<p><b>Legal width.</b> Four 25"D drawers. Ball bearing suspension. Recessed angled full pulls. Lock included. Shipped assembled in 1 carton.</p>					

**MVL25 ACCESSORIES**

 <p><b>Follower Block</b></p>	MVLFB	10 x 5 x 9	1.34	0.17	<b>\$29</b>
		254 x 127 x 229	0.61	-	
<p>Shipped assembled in 1 carton.</p>					
 <p><b>Extra Key</b></p>	MVLEK	-	0.1	0.1	<b>\$17</b>
		-	0.05	-	
<p>Please specify key number at time of order. Key range W401-W550. Shipped in 1 carton.</p>					



**MVLW23FF**

**MVLW23BBF**

**MVL19BF**

**MVLW23FF**

**MVLW23BBF**

**GENERAL INFORMATION**

- Commercial quality pedestals.
- Keylock included. All drawers locking.
- All drawer fronts feature a recessed angled full pull.
- Box/box/file and file/file worksurface supporting and mobile models are available; box/file model also available.
- Box/box/file and box/file configurations include one pencil tray.
- File drawers include side-to-side hanging file bars.
- All drawers feature ball bearing suspension.
- MVLW23BBF and MVLW23FF (23"D x 15"W pedestals) are predrilled for worksurface supporting applications with 27.75" to 28.25" floor-to-underside clearance (not for use in freestanding application).
- Environmentally friendly, electrostatically applied durable powder coat finish.
- Meets applicable ANSI/BIFMA standards.
- Canadian made with a Lifetime Warranty.
- Greenguard Certified.

- MVLPED pedestals are available in Black (BLK), Designer White (DWT), Grey (GRY) and Nevada (NEV) finishes.
- Available in all other Global standard colours at no upcharge, minimum order of 10 pieces (visit [officestogo.com](http://officestogo.com) to see Global colours). Standard lead time will apply.
- An upcharge of 10% will apply to Metallic, Mica, Tungsten and special White finishes.



**SHIPPING**

- MVLPED pedestals are shipped fully assembled.




**CONSTRUCTION**

- Steel case with wraparound corner detail for a clean aesthetic and structural integrity.
- High side walls to accommodate hanging file folders.
- Locks are standard and have removable cores (core removal key required).
- Key locks are random, specific key numbers or key alike cannot be specified.
- Four adjustable leveling glides are easily accessible from inside or outside of the worksurface supporting pedestals, offering 0.75" of adjustment.

**FINISHES**

PEDESTALS	MODEL #	DIMENSIONS <sup>IN</sup> <sub>MM</sub>	WEIGHT <sup>LB</sup> <sub>KG</sub>	VOLUME <sup>FT<sup>3</sup></sup> <sub>MT<sup>3</sup></sub>	LIST PRICE
	MVLW23BBF	15 x 23 x 27.62	84	7	<b>\$507</b>
		381 x 584 x 702	38.1	0.19	
<b>23" deep.</b> Two box drawers and one file drawer. Suitable for under worksurface use in both surface supporting and non-weight bearing applications. Floor-to-underside clearance of 27.75" to 28.25" required. Recessed angled full pulls. Leveling glides. Ball bearing suspension. Includes pencil tray. Lock mounted on right-hand side. Top has four predrilled holes for attaching to worksurface. Shipped assembled in 1 carton.					
	MVLW23FF	15 x 23 x 27.62	84	7	<b>\$493</b>
		381 x 584 x 702	38.1	0.19	
<b>23" deep.</b> Two file drawers. Suitable for under worksurface use in both surface supporting and non-weight bearing applications. Floor-to-underside clearance of 27.75" to 28.25" required. Recessed angled full pulls. Leveling glides. Ball bearing suspension. Lock mounted on right-hand side. Top has four predrilled holes for attaching to worksurface. Shipped assembled in 1 carton.					

**MOBILE PEDESTALS**

	MVL19BF	15 x 18.5 x 23.13	54	4.5	<b>\$613</b>
		381 x 470 x 588	24.49	0.12	
<b>19" deep.</b> One box drawer and one file drawer. Recessed angled full pulls. Four hooded casters included. Ball bearing drawer suspension. Includes pencil tray and one set of side-to-side file bars. Counterweight included. Lock mounted on right-hand side. Cushion sold separately, see MVL19C (below). Shipped assembled in 1 carton.					
	MVL19C	15 x 18.5 x 2.5	5	1.1	<b>\$138</b>
		381 x 470 x 64	2.27	0.03	
Cushion for <b>MVL19BF</b> (above). Attaches to mobile pedestal with Velcro strips (supplied). Can be upholstered in all OTG seating fabrics including LuxPlus vinyl (see page 147). Shipped in 1 carton.					
Limited Lifetime Warranty (5-year exceptions apply - see page 151). In seating applications, weight capacity for this series is 300 lbs.					
<b>Alternate textile options:</b> Graded-in textiles are available. No minimum quantities. Contact Customer Service for pricing.					
	MVL23BF	15 x 22.5 x 23.13	58	5.4	<b>\$638</b>
		381 x 572 x 588	26.31	0.15	
<b>23" deep.</b> One box drawer and one file drawer. Recessed angled full pulls. Four hooded casters included. Ball bearing drawer suspension. Includes pencil tray and one set of side-to-side file bars. Counterweight included. Lock mounted on right-hand side. Cushion sold separately, see MVL23C (below). Shipped assembled in 1 carton.					

MOBILE PEDESTALS	MODEL #	DIMENSIONS <sup>IN</sup> <sub>MM</sub>	WEIGHT <sup>LB</sup> <sub>KG</sub>	VOLUME <sup>FT<sup>3</sup></sup> <sub>MT<sup>3</sup></sub>	LIST PRICE
------------------	---------	---	---------------------------------------	---	------------

W x D x H



Cushion for Box/File Mobile Pedestal

MVL23C	15 x 22.5 x 2.5 381 x 572 x 64	6 2.72	1.1 0.03	<b>\$169</b>
--------	-----------------------------------	-----------	-------------	--------------

Cushion for **MVL23BF** (above). Attaches to mobile pedestal with Velcro strips (supplied). Can be upholstered in all OTG seating fabrics including LuxPlus vinyl (see page 147). Shipped in 1 carton.

Limited Lifetime Warranty (5-year exceptions apply - see page 151).

In seating applications, weight capacity for this series is 300 lbs.

**Alternate textile options:** Graded-in textiles are available. No minimum quantities. Contact Customer Service for pricing.



Box/Box/File Mobile Pedestal

MVLM23BBF	15 x 22.62 x 27.87 381 x 575 x 708	75 34.02	5.5 0.15	<b>\$639</b>
-----------	---------------------------------------	-------------	-------------	--------------

**23" deep.** Two box drawers drawers and one file drawer. Recessed angled full pulls. Includes one pencil tray. Lock mounted on the right-hand side. Concealer casters. Counterweight included. Shipped assembled in 1 carton.



File/File Mobile Pedestal

MVLM23FF	15 x 22.62 x 27.87 381 x 575 x 708	72 32.66	5.5 0.15	<b>\$625</b>
----------	---------------------------------------	-------------	-------------	--------------

**23" deep.** Two file drawers. Recessed angled full pulls. Lock mounted on the right-hand side. Concealer casters. Counterweight included. Shipped assembled in 1 carton.



MVLS42L



MVLS72L

**GENERAL INFORMATION**

- Commercial quality storage cabinets.
- All doors feature a recessed angled vertical full pull.
- 42”H cabinet comes with two shelves (one fixed and one adjustable).
- 72”H cabinet comes with four shelves (one fixed and three adjustable).
- Bottom pan can also be used as a shelf.
- Leveling glides included.
- Coated with environmentally friendly, recyclable paint, electrostatically applied for a durable finish.
- Meets applicable ANSI/BIFMA standards.
- Canadian made with a Lifetime Warranty.
- Greenguard Certified.

**CONSTRUCTION**

- Welded one-piece top.
- Locks are standard and have removable cores.
- Key locks are random and cannot be specified.
- Four adjustable leveling glides are easily accessible from inside or outside of the cabinet for ease of adjustment.
- Cabinets are 18”D.

**FINISHES**

- MVLSTOR storage cabinets are readily available in Black (BLK), Designer White (DWT), Grey (GRY) and Nevada (NEV) finishes.
- Available in all other Global standard colours at no upcharge, minimum order of 10 pieces (visit [officestogo.com](http://officestogo.com) to see Global colours.) Standard lead time will apply.

**ACCESSORIES**

- Additional shelf for storage cabinet.

**SHIPPING**

- MVLSTOR storage cabinets are shipped fully assembled.

## STORAGE CABINETS



**Recessed Angled Full Pull Cabinet**

MODEL #	DIMENSIONS <small>IN MM</small>	WEIGHT <small>LB KG</small>	VOLUME <small>FT<sup>3</sup> MT<sup>3</sup></small>	LIST PRICE
MVLS42L	36 x 18 x 42	100	20	<b>\$629</b>
	914 x 457 x 1067	45.36	0.56	

**42" high.** One fixed shelf and one adjustable shelf. Bottom pan can also be used as a shelf. Two door hinged storage cabinet. Recessed angled vertical full pulls. Lock and leveling glides included. Shipped assembled in 1 carton.



**Recessed Angled Full Pull Cabinet**

MVLS72L	36 x 18 x 72	135	36	<b>\$850</b>
	914 x 457 x 1829	61.23	1.01	

**72" high.** One fixed shelf and three adjustable shelves. Bottom pan can also be used as a shelf. Two door hinged storage cabinet. Recessed angled vertical full pulls. Lock and leveling glides included. Shipped assembled in 1 carton.

## ADDITIONAL SHELF



**Additional Shelf for Storage Cabinet**

MVLFWS	36 x 18 x 0.75	7	0.4	<b>\$99</b>
	914 x 457 x 19	3.18	0.01	

Extra shelf for storage cabinets. Available in finishes to match cabinet. Shipped in 1 carton.

# Textiles & Finishes

## Care and Cleaning

### Textiles

**Fabrics:** To extend the life of your seating upholstered in fabric, regularly dust the chair to prevent airborne particles from penetrating the fabric surface.

For light soiling, use a damp cloth and blot the spot with very light pressure, taking care never to soak the fabric. Dry with a clean cloth by blotting - never rub fabric. More intense stains can be treated the same way, but with a mild detergent. Always test fabric first in an unseen area before using any cleaning method.

**LuxPlus:** For regular cleaning, simply use a soft damp cloth, taking care not to soak the vinyl. For more thorough treatment, soak a soft cloth in a mild soap solution and wipe surface in a light circular motion. Repeat with clean water. Allow to dry and polish with a soft dry cloth. Do not use detergents, aerosol sprays or other polishes.

### Hard Surfaces

**Laminate & painted metal finishes:** Wipe the surface with a clean soft damp cloth; if needed, a mild soap solution (i.e. Ivory dishwashing liquid) can be used. To prevent streaks, dry the surface with a clean dry soft cloth moving in a circular motion.

- 
- **Water-based cleaner (W):** Spot clean, using the foam only from a water-based cleaning agent, such as a mild detergent or non-solvent upholstery shampoo product. Apply foam with a soft brush in a circular motion. Vacuum when dry. Pretest small area before proceeding.
  - **Solvent cleaner (S):** Spot clean, using a mild water-free solvent or dry cleaning product. Clean only in a well-ventilated room and avoid any product containing carbon tetrachloride or other toxic materials. Pretest a small area before proceeding.
  - **Water/solvent cleaner (WS):** Spot clean with a mild solvent, an upholstery shampoo, or the foam from a mild detergent. When using a solvent or dry cleaning product, follow instructions carefully and clean only in a well-ventilated room. Avoid any product that contains carbon tetrachloride or other toxic materials. With either method, pretest a small area before proceeding.
  - **Vacuum only (X):** Clean this fabric only by vacuuming or light brushing to prevent accumulation of dust and grime. Water-based foam cleaning agents of any kind may cause excessive shrinking, staining, or distortion of the surface pile and therefore, should not be used.
  - These recommendations and codes were developed by fabric specialists. However, because of the various ways fabric can be stained or damaged, there is no guarantee that the results will be completely successful. Use suggested methods on your own responsibility. To help prevent overall soil, frequent vacuuming or light brushing to remove dust and grime is recommended. Use professional furniture cleaning service when overall soiled condition has been reached.

## SEATING UPHOLSTERY

### BANTAM

Apple (BM21)	Cosmic (BM25)	Dove (BM23)	Firelight (BM26)	Ghost (BM22)	Ginger (BM27)
Iron (BM24)	Rabbit (BM20)	Tropical (BM28)			

*Bantam is a durable, bleach cleanable (9:1) vinyl, but due to the stiff nature of the textile, this vinyl is prone to bunching and will not upholster as smoothly as other coverings in the following series. Beta, Danio, Full-Time, M-Task, Minto, Part-Time, Soda, Stradic and Tami.*

### CARRERA

Aspen (CE88)	Azure (CE91)	Charcoal (CE98)	Chili (CE92)	Dune (CE89)	Flannel (CE90)
Ink (CE95)	Java (CE97)	Jute (CE93)	Rainforest (CE87)	Sangria (CE96)	Savannah (CE85)
Slate (CE86)	Zest (CE84)				

### DOBBY

Berry (DB39)	Black (DB42)	Bonsai (DB31)	Charcoal (DB38)	Cloud (DB32)	Corfu (DB36)
Medium Taupe (DB37)	Pewter (DB34)	Royal (DB40)	Sand (DB33)	Santa Fe (DB35)	Snowcap (DB30)
Titanium (DB41)					

### EMERGE

Aloe (EM17)	Atmosphere (EM19)	Cerise (EM14)	Citrine (EM11)	Clay (EM13)	Cloud (EM20)
Cobalt (EM18)	Emerald (EM16)	Evening (EM24)	Featherstone (EM22)	Graphite (EM23)	Parchment (EM10)
Smoke (EM21)	Squid Ink (EM15)	Terra Rose (EM12)			

### FUSION

Aqua (FU75)	Cadet (FU79)	Carbon (FU85)	Cobalt (FU83)	Flax (FU84)	Fresh (FU72)
Granite (FU77)	Graphite (FU81)	Moss (FU73)	Oasis (FU80)	Poppy (FU78)	Sandstone (FU76)
Tangerine (FU71)	Tomato (FU74)	Viola (FU82)			

### ILLUSION

Cappuccino (II01)	Cayenne (II06)	Currant (II10)	Dusk (II08)	Ebony (II13)	Fiji (II11)
Hemp (II05)	Maui (II07)	Ozone (II12)	Paprika (II02)	Smoke (II09)	Tropic (II03)
Wicker (II04)					

### JENNY

Admiral (JN08)	Berry (JN31)	Cascade (JN28)	Charcoal (JN11)	Ebony (JN02)	Green Grass (JN32)
Harvest (JN29)	Melon (JN30)	Midnite (JN01)	Oatmeal (JN26)	Roast (JN33)	Silver Lining (JN25)
Slate (JN03)	Sunflower (JN27)	Vermillion (JN07)			

### LUXPLUS

Black (L01P)	Burgundy (L05P)	Charcoal (L06P)	Dark Brown (L04P)	Light Grey (L09P)	Parchment (L02P)
Saddle (L03P)	White (L07P)				

### MESH FABRIC - AVRO, IBEX AND KOMPANION

Black (MS69)	Natural (MS74)*	Stone (MS71)*			
--------------	-----------------	---------------	--	--	--

\*Available on Avro and Kompanion series only.

### QUILT

Black (QL10)	Cadet (QL23)	Charcoal Grey (QL11)	Cocoa (QL29)	Daisy (QL25)	Dune (QL21)
Feather (QL20)	Geranium (QL24)	Meadow (QL22)	Navy (QL14)	Punch (QL27)	Quest (QL26)
Silver (QL19)	Tangerine (QL28)	Wine (QL16)			

### TERRACE

Apple (TC66)	Bluebell (TC65)	Cerise (TC68)	Cherry Blossom (TC64)	Cobble (TC63)	Echo (TC74)
Flirt (TC73)	Glacier (TC75)	Haze (TC67)	Ironwork (TC71)	Pine Cone (TC72)	Shadow (TC62)
Tigerlily (TC61)	Twilight (TC69)	Wintergreen (TC70)			

### TRAK

Apple (TK47)	Carbon (TK52)	Cement (TK43)	Copper (TK45)	Latte (TK42)	Merlot (TK49)
Midnight Sky (TK50)	Mocha (TK51)	Mustard (TK41)	Silver (TK44)	Steel (TK48)	Taupe (TK40)
Teal (TK46)					

### URBAN

Black Coal (UR22)	Blue Bayou (UR12)	Brown Bridge (UR18)	Gravel Road (UR21)	Granite Rock (UR20)	Green Glass (UR13)
Ocean Blue (UR11)	White Sand (UR19)				

### WATERFALL

Dance (WA54)	Grand (WA50)	Imagine (WA44)	Magestic (WA52)	Pacific (WA53)	Prism (WA48)
Rainforest (WA46)	Rumble (WA47)	Rushing (WA51)	Sky (WA45)	Splash (WA42)	Trance (WA40)
Tranquility (WA49)	Tryst (WA41)	Victoria (WA43)			

# TEXTILES AND FINISHES

---

## SEATING UPHOLSTERY (cont'd)

### WAVELENGTH

Bluejay (WV14)	Cancun (WV09)	Corfu (WV13)	Flame (WV04)	Lime (WV01)	Mesa (WV07)
Mint (WV02)	Moonrock (WV11)	Mykonos (WV05)	Panther (WV15)	Plasma (WV08)	Quartz (WV10)
Rubine (WV12)	Savannah (WV06)	Stone (WV03)			

### ALTERNATIVE TEXTILE OPTIONS

Offices to Go seating is available in a variety of upholstery options which are specific to each series. Please see individual series details for available textiles, colors and graded textile options.

---

## FILING FINISHES

Black (BLK)	Designer White (DWT)	Grey (GRY)	Nevada (NEV)
-------------	----------------------	------------	--------------

---

## LAMINATE FINISHES - CRAFT TABLES, IONIC BENCHING, PASHLEY AND SODA TABLES

Absolute Acajou (ACJ)	Asian Night (ASN)	Avant Cherry (AWC)	Avant Honey (AWH)	Clear Maple (CMB)	Dark Espresso (DES)
Designer White (DWT)	Noce Biondo (NBL)	Noce Grigio (NGL)	Noce Leggero (NEL)	Noce Medio (NML)	White Chocolate (WHC)
Winter Cherry (WCR)					

## LAMINATE FINISHES - NEWLAND

Absolute Acajou (ACJ)	Asian Night (ASN)	Dark Espresso (DES)	Designer White (DWT)	Noce Biondo (NBL)	Noce Grigio (NGL)
Noce Leggero (NEL)	Noce Medio (NML)	White Chocolate (WHC)	Winter Cherry (WCR)		

## NEWLAND TACKBOARDS

Blue Mist (LL14)	Caramel Cream (LL12)	Cinder (LL37)	Granite (LL36)	Medium Taupe (LL11)	Sandstone (LL38)
Spray (LL35)					

## METAL LEG FINISHES - NEWLAND, IONIC BENCHING AND IONIC BENCHES

Black (TBL)	Designer White (TDW)	Tungsten (TTU)
-------------	----------------------	----------------

---

Offices to Go (OTG) is a division of Global Furniture Group ("Global") focused on providing high-value products for the budget minded business. This illustrated list price book has been designed to facilitate fast reference and easy use. Products are categorized into "seating", "desks + tables", "accessories" or "filing" and are listed numerically within their categories. The line drawings match actual photographs (where possible) to aid in instant recognition of the total range within a series.

Sales of OTG products are made only on Global's standard Terms and Conditions of sale which are contained in this list price book. The "Purchaser" in these Terms and Conditions shall refer to Dealers and those who originally purchase directly from Global for use or re-sale. These standard Terms and Conditions may be modified or supplemented only by a separately written document signed by Global's authorized personnel at its head office in Toronto, Ontario, Canada. Any term or condition contained in any purchase order or other form used by the Purchaser to order goods (including standard, printed language) which is different from, in addition to, or in any way inconsistent with Global's standard Terms and Conditions shall be of no force or effect whatsoever.

All illustrations, specifications and prices in this list price book are based on the latest product information available at time of publication. Global reserves the right to make changes at any time and without prior notice to prices, colors, materials, specifications and models offered.

## Description

Each product shown or described in this list price book is standard OTG product. Available options are noted at the beginning of each series. Available options may require additional delivery time and cost, and may affect the warranty given. Sizes and weights shown are approximate and are subject to slight changes from time to time.

## Prices and Payment

The prices shown in this list price book as well as those quoted by Global, are in Canadian dollars for orders shipped to destinations in Canada.

If shipping date requested is more than 90 days from date of order, Global shall reserve the right to use published list prices effective at time of shipment.

Orders are invoiced at time of shipment. Terms of payment are net 30 days from date of invoice unless otherwise stated. The Purchaser agrees that Global shall reserve the right to enforce a charge amounting to 1.5% per month (18% per year) on invoices outstanding more than 30 days.

If the Purchaser's most recent annual net volume is less than \$5,000, Global may suggest payment be made in advance.

All orders are subject to the Purchaser complying with Global's prevailing credit policy.

Any products sold by Global shall remain the property of Global until fully paid.

Prices are suggested list prices only and are subject to change without notice. Global will, however, attempt to keep the Purchasers up-to-date on all developments including price changes.

## Taxes

All prices shown in this list price book are exclusive of sales, use, excise, HST and other applicable taxes and duties which may be the Purchaser's responsibility as per the invoice issued by Global. If the Purchaser claims an exemption from such taxes, it shall be the Purchaser's responsibility to furnish Global with an appropriate exemption certificate at time of order.

## Ordering Information

Global requires that all orders be submitted in writing and will be acknowledged on Global's acknowledgement forms governing the transaction.

The details appearing on this acknowledgement will describe the items to be shipped and the approximate shipping date. It is the Purchaser's responsibility to determine that the information in the acknowledgment is correct. In the event of an error, the Purchaser must notify their Global Customer Service representative immediately by telephone followed by written confirmation. Shipping dates are assigned to orders based on the items having the longest manufacturing lead time (unless instructed to partial ship).

At time of order, please provide the following information:

1. Account number (if possible)
2. PO number
3. "Bill to" and/or "Ship to" and name and address
4. Complete model number and selected options including textiles/finishes
5. Special instructions and tag information
6. Shipping instructions, please indicate:
  - a. pick up
  - b. Global trailer program
  - c. common carrier, provide name of carrier, your account number

The above points will be checked by Global for accuracy. Global will process orders using the codes provided by the Purchaser. Price discrepancy is the responsibility of the Purchaser. The Purchaser must notify Global prior to invoicing.

The Purchaser is responsible for providing correct information at time of order. If no option(s) are selected the system will default to standard feature(s). Orders with missing/incorrect information (finish, etc.) will be put on hold until all information is complete. Orders will be scheduled for manufacturing upon receipt of complete information.

## Changes and Cancellations

After the date of Global's acknowledgment of the Purchaser's order, the order may not be changed or cancelled by the Purchaser without the written consent of Global. Textile-covered items are considered to be in production once the textile is scheduled for cutting. Other standard items already in production are subject to a minimum 35% cancellation charge.

## Errors and Omissions

All quotations, acknowledgements and invoices are subject to corrections for any errors and omissions.

## Casters

The list price book specifies the caster which comes standard with each chair model. Most chairs are equipped with C9 or C65 casters which are best used on carpeted surfaces. If it is intended to use the product on hard surfaces such as ceramics, concrete, linoleum or hardwood, it is recommended to use different casters. It is the responsibility of the customer to determine the standard caster for a particular product and whether such caster is appropriate for the given application.

## File Finishes

There is no upcharge on any standard file finish, minimum order quantity is 10 pieces. Any non-standard file finish must be approved by Global prior to acceptance of order and may be subject to an upcharge.

An upcharge of 10% will apply to Metallic, Mica, Tungsten and any non-standard White finishes regardless of the number of units ordered.

## Upholstery Coverings

Slight variations in color may occur between dye lots. Although Global attempts to minimize these variances, they do occur and must be accepted as normal and will not be considered defects.

## Weight

For seating products, unit weight and carton weight are provided. For casegood products, carton weight is provided.

## Delays

Global's order acknowledgment will state a shipping date which is Global's best estimate at the time the order is acknowledged. However, Global shall not incur any obligation or liability to the Purchaser for failure to ship by specified date unless Global has agreed to an unequivocal shipping date in a separately signed written document executed by its authorized personnel at its head office. In addition, Global will not be liable for any loss or damage resulting from any delay or failure in shipment or other failure to perform all or any part of the agreement between the parties with respect to the goods shown on the face of the order acknowledgment where such delay, failure, loss or damage is the proximate result of any act of any governmental authority or political subdivision thereof, revolution, riot, civil disorder or disturbance, delay or default in transportation, strike disputes among or between labor unions or other labor disputes, delay or inability in obtaining materials and facilities, fire, flood, act of God or any cause not within the reasonable control of Global.

## Free on Board (FOB)

FOB point is Global's Factory, Toronto, Ontario, Canada.

## Courier Type Shipments

This symbol is used to indicate that the adjacent product can be sent by courier type shipments, such as Federal Express, Purolator, CanPar and UPS.

## Shipping

The Purchaser must select, at time of order, one of two methods of freight payment. Global will make no end-user shipments unless special arrangements have been made.

1. FOB point of shipment, freight collect - pick up and common carrier.
2. FOB point of shipment, freight prepaid and invoiced to the Purchaser - Global Trailer Program.

All deliveries are dock to dock.

## Service

Service requests are normally the responsibility of Global's authorized Dealers. Where this cannot be accomplished on a local level, service problems should be referred to Global's Customer Service Department.

Global/Express (Canada)

Tel: (905) 660-5101 or 1-800-567-8901

Fax: (905) 660-4759 or 1-800-375-5134

Global International

Tel: (416) 661-3660

Fax: (416) 661-661-0983 or 1-877-585-5579

## Returns

No returns of goods will be accepted without written consent and shipping instruction from Global. A minimum re-stocking charge of 35% is made on all authorized returns for credit or refund, provided goods are received by Global in the condition in which they left the factory. This may increase depending on the type of product. Global's Return Goods Authorization (RGA) numbers must appear prominently on all authorized returns. Global will not be responsible for return freight costs. No credit will be given if goods cannot be reused as new. Special order items, non-stock items and COM products are in no event subject to return. All returns must be approved and authorized in writing by Global Customer Service. Global reserves the right to refuse delivery of any unauthorized returns.

## Claims

All goods are sold FOB plant or Global Distribution Center. Global is not responsible for damage which occurs in transit (or in storage). The carrier signs for all goods received in apparently good order. It is the Purchaser's responsibility to examine goods upon receipt and to file any claims with the carrier for losses or damage to the product occurring during transit, including concealed damage.

Any claims made against Global for apparent defects, errors or shortages must be made by the Purchaser, in writing, within 15 working days after any delivery. Failure by the Purchaser to make any claim against Global within 15 days shall constitute acceptance of the goods and a waiver of any apparent defects, errors or shortages.

## Suspension

In the event that the Purchaser defaults in the payment of any sum due to Global, or in the event the Purchaser's financial condition becomes unsatisfactory to Global, Global shall have the right to defer or discontinue shipment of any goods until such time as the default is cured or the Purchaser provides assurance of payment to Global.

## Copyright

All catalogs, photographs, drawings, list price books and other printed materials are protected by copyright. All rights reserved.

## Trademarks

All trademarks are owned by Global Furniture Group.

## Designs and Patents

Many of the products produced by Global are protected by design registrations, design patents and/or patents. Design and specifications are subject to change, discontinuance or additions without notice.

For a full listing of issued trademarks, please visit [officestogo.com](http://officestogo.com).

## Cubic Measure

The stated volume is an approximate cubic foot measure that may be used to calculate freight costs. The figure shown is the total shipping volume of a unit (e.g. if a part is sent in 2 cartons the volume indicated reflects both cartons together) and is subject to change without notice. It is most economical to purchase the specified number per carton.

## Combined Shipments

Global will make every effort to combine shipments and orders on written request. However, Global cannot be held responsible where such requests are not complied with.

## Offer of Sale

Possession of this list price book or any other literature shall not imply the company's willingness to sell to the holder and shall not be construed as a direct offer of sale.

*If a conflict arises between: (i) prices found in software support packages furnished to the customer by Global or by any other source on behalf of Global; and (ii) Global's current pricing found on Global's website, then the most current shall prevail.*

## Testing Qualifications

Many Global products pass or exceed the most stringent industry testing standards.

## Disclaimer

Metric dimensions are provided for reference only. In the event that there is a discrepancy between imperial measurements and metric measurements, imperial measurements shall prevail. Prices shown are current manufacturer's suggested list prices at time of printing. Updated pricing is available on Global's website. All applicable taxes are extra. Descriptions, specifications and prices are subject to change without notice. Errors and omissions are subject to correction.

## Fire Rating

The state of California recently repealed CAL TB133, but requests for it may still occur until local fire codes are updated and/or a national standard is declared. Global will no longer test products to meet CAL TB133.

The industry is supporting the adoption of CAL TB117-2013 as the accepted fire standard and will be what Global can support.

CAL TB117 outlines performance standards and methods for testing the smolder resistance of cover textiles, barrier materials, filing materials and decking materials used in upholstered furniture. This is done by a "cigarette test".

CAL TB117-2013 does not require a fire blocker or any additional components to achieve the rating. All Global foams and textiles (carded & GPM) meet CAL TB117-2013 requirements without any harmful chemicals. Global can provide third party CAL TB117-2013 certifications upon request for any textile or foam by model.

Often the Fire Marshal will request 'NFPA 261', however, this is not a test required by our industry or provided by Global. CAL TB117-2013 is the equivalent and can be accepted at the discretion of the Fire Marshal.

## WARNING - SEATING PRODUCTS TO PREVENT PRODUCT FAILURE AND POSSIBLE INJURY:

Ensure that the appropriate selection is made for the intended use of the chair including user's weight. Some chairs are not recommended for users above a certain weight. Frequently inspect the chair for visible cracks and tighten all screws, bolts and adjustable knobs. If the chair is damaged or unstable, immediately remove it from service. Any information or suggestions concerning applications, specifications or compliances with codes and standards is provided solely for your convenient reference and without any representation as to accuracy or suitability. Global disclaims any legal responsibility. The user must verify and test the suitability of any information or products for his specific application. Global reserves the right to change the Terms and Conditions in the list price book without notice.

## This list price book is effective as of January 1, 2026.

For periodic updates, please check the list price book PDF at [officestogo.com](http://officestogo.com). Global warrants that all commercial products are free from defects in material and workmanship, for the life of the product, to the original Purchaser.

Global warrants that all commercial products are free from defects in material and workmanship. Global will repair or replace, at Global's option, as the sole remedy for any defect covered by the warranty.

Global makes no warranty that any of its products are suitable for any particular purpose and makes no other warranties, express or implied, other than those set out here. As codes and standards vary from one jurisdiction to another, references to compliance are solely for convenience and without any representation as to accuracy or suitability. Users must verify the suitability of such information or product for their specific application. In no event shall Global be liable in either tort or contract for any loss or direct, special, incidental, consequential or exemplary damages.

## OTG Warranty Summary

OTG Product Type	Components Warranty For Original Purchaser	Exceptions
<b>General seating</b>  use time for coverage: 8 hours/5 days per week, for users weighing up to 300 lbs.	15 years  (metal frames, non-moving metal components)	<b>Products with MVL prefix*:</b> 5 years - upholstery, textiles, mesh, foam, pneumatic lifts, mechanisms (and other moving parts), casters, frames, plastic components  <i>*including Lumi, Safari and Gennex</i>  <b>Products with OTG prefix:</b> 2 years - upholstery, textiles, mesh, foam, pneumatic lifts, mechanisms (and other moving parts), casters, frames, plastic components, non-moving metal components
<b>Heavy duty seating</b>  use time for coverage: 8 hours/5 days per week users up to 350 lbs. or 400 lbs.  Note: Raven 400 (OTG10703B) is warranted for multiple shift application (24 hours a day/7 days a week)	2 or 5 years	<b>Products with MVL prefix:</b> 5 years - upholstery, textiles, mesh, foam, pneumatic lifts, mechanisms (and other moving parts), casters, frames, plastic components, non-moving metal components  Fabric or upholstery material on these products must exceed 100,000 double rubs for textile portion of the warranty to apply.  <b>Products with OTG prefix:</b> 2 years - upholstery, textiles, mesh, foam, pneumatic lifts, mechanisms (and other moving parts), casters, frames, plastic components, non-moving metal components
<b>Indoor + outdoor seating</b>  use time for coverage: 8 hours/5 days per week users up to 300 lbs.  Outdoor furniture must be stored indoors during inclement or extreme weather such as extreme cold, extreme heat or excessive wind.	2 years	
<b>Lite-Lift folding chairs and tables</b>  use time for coverage: Lite-Lift chairs - 8 hours/5 days per week users up to 200 lbs.	1 year	
<b>Metal files and storage</b>	15 years	
<b>Desking, tables and benching</b>	15 years	5 years - electrical devices, moving parts
<b>Electric height adjustable bases</b>	5 years	
<b>Non-electric height adjustable bases</b>	3 years	
<b>Accessories</b>	3 years	2 years - electrical devices, moving parts
<b>Panels and tackboards</b>	15 years	5 years - panel textiles

### OTG's limited warranty does not apply (for any product category) to the following:

- Nominal or normal amount of wear and tear that can occur over time
- Failures which result from negligence, abuse, accident or misuse
- Failure to apply, install or maintain products according to Global's written instructions and warnings
- Modifications, attachments or repair methods not approved by Global
- Damage caused by a carrier in transit, or delivery/installation contractors
- The matching of colors, grains or textures (wood, leather, etc.) of natural materials
- Products exposed to extreme hot or cold temperatures or excessively dry or humid environments
- Color fastness or the matching of color of textiles, dye lots of textile can vary
- Damage by markings or staining; damage by sharp objects or imprinting from instruments
- Damage to textiles or laminate and wood surfaces/edges from exposure to sunlight (including UV rays)
- Products not purchased directly from authorized Global resellers
- Products used for rental purposes
- Purchased parts are warranted for one (1) year
- Failure to follow specific cleaning and disinfecting instructions posted on officestogo.com

OTG's warranty does not cover the costs of transportation or labor. Repair or replacement will be at Global's discretion.

### Textiles and Finishes

Please refer to our website at officestogo.com for detailed information on cleaning and disinfecting procedures. Improper usage of disinfecting/cleaning products may void the warranty. Global textiles and finishes are updated periodically to meet the demand and trends of the market. As a result, some textiles and finishes may be discontinued by Global or the manufacturer. In the event that a textile or finish is discontinued, Global will make every reasonable effort to provide an alternative product(s) of comparable function.

### Electric Height Adjustable Tables

Customer assumes full responsibility for the attachment method of worksurfaces that were not purchased as part of a complete table assembly. Failure to secure the worksurface capable of supporting the load capacity tested to may result in property damage and/or personal injury. Customer agrees to indemnify and hold harmless Global Upholstery Co. Inc., its affiliates, subsidiaries, officers, directors, employees and shareholders (collectively "Global") from and against any lawsuits or threat of lawsuits and all liabilities, direct or implied, claims, proceedings, actions, causes of action, damages, losses, costs and expenses, including, without limitation, legal fees whatsoever which Global may suffer or incur as a result of fulfilling your product order. Customer acknowledges that product not purchased as a complete table assembly will not be covered under Global's Warranty.

# INDEX

HANDLE NS	112	H	MLDD48DSE	122	MVL2806	45	MVL6070HA	76	MVLPET48-4	116, 131	NL4824DHL	104
			MLDD48DSQ	122	MVL2807	45	MVL6070NA	76	MVLPET54-1	116, 131	NL4824FB	109
		M	MLDD48DST	121	MVL2808	45	MVL6074	77	MVLPET54-4	116, 131	NL4824FT	114
M1930PXB	135		MLDD54DSE	122	MVL2809	53	MVL6074HA	77	MVLPET60-1	116, 131	NL4824R	109
M1936PXB	135		MLDD54DSQ	122	MVL2809BSMU	55	MVL6074NA	77	MVLPET60-4	116, 131	NL4824RHL	104
M19301XSN	135		MLDD54DST	121	MVL2809BSUU	56	MVL6076	77	MVLPET66-1	116, 131	NL4824RIS	109
M19361XSN	135		MLDD60DSE	122	MVL2809C	54	MVL6076HA	77	MVLPET66-4	116, 131	NL5223HAT	118
ML35SCDK	32		MLDD60DSQ	122	MVL2809CSMU	55	MVL6076NA	77	MVLPAB2	122	NL5229HAT	118
ML49WCB2	121		MLDD60DST	121	MVL2809CSUU	55	MVL11703	38	MVLPAB3	122	NL5412MPT	105
ML54WCB2	121		MLDD66DSE	122	MVL2811	46	MVL11704	38	MVLPAB4	122	NL5424DHL	104
ML60WCB2	121		MLDD66DSQ	122	MVL2813	46	MVL11705	38	MVLS42L	144	NL5424RHL	104
ML65TB	107		MLDD66DST	121	MVL2814	46	MVL11711	25	MVLS72L	144	NL5823HAT	118
ML66WCB2	121		MLDD72DSE	122	MVL2816	46	MVL11712	25	MVLW23BBF	141	NL5829HAT	118
ML71TB	107		MLDD72DSQ	122	MVL2817	47	MVL11716	22	MVLW23FF	141	NL6012MPT	105
ML72WCB2	121		MLDD72DST	121	MVL2818	47	MVL11722	61		N	NL6024DHL	104
ML1324DMF	115, 130		MLDFFKP	123	MVL2819	53	MVL11723	61	NL23BBF	110	NL6024FT	114
ML1324UMF	116, 130		MLDTP3224	131	MVL2819C	54	MVL11724	10	NL23FF	110	NL6030D	106
ML1330DMF	115, 130		MLFSP3260	131	MVL2821	47	MVL11725	10	NL23HBF	110	NL6030DHL	104
ML1330UMF	116, 130		MLIR30B	118	MVLIR30B	47	MVL11730	78	NL24RHLEG	104	NL6423HAT	118
ML1336DMF	115, 130		MLIR30PD	117	MVL2824	48	MVL11732	78	NL30RX	113	NL6429HAT	118
ML1336UMF	116, 130		MLIR30R	118	MVL2826	48	MVL11733	78	NL30RX22	113	NL6612MPT	105
ML1342DMF	115, 130		MLIOMCP	123	MVL2827	48	MVL11734	78	NL30RX36	113	NL6618WDL	112
ML1342UMF	116, 130		MLPCHK	123	MVL2828	48	MVL11735	79	NL30RX42	113	NL6618WDR	112
ML1348DMF	115, 130		MLPPWA	123	MVL2831	53	MVL11742	79	NL30SX	114	NL6624C	108
ML1348UMF	116, 130		MLSCFCP	124	MVL2831BSMU	56	MVL11743	79	NL30SX22	114	NL6624DHL	104
ML1354DMF	115, 130		MLSFFKP	123	MVL2831BSUU	56	MVL11860	73	NL30SX36	114	NL6630D	106
ML1354UMF	116, 130		MVCOVSM2B	33, 132	MVL2831C	54	MVL11870	66	NL30SX42	114	NL6630DHL	104
ML1360DMF	115, 130		MVCOVSM2S	33, 132	MVL2831CSMU	55	MVL11886	26	NL32DRL	107	NL6630DMS	108
ML1360UMF	116, 130		MVL2SDEH	129	MVL2831CSUU	55	MVL11888	26	NL35DRL	107	NL6630RMS	108
ML1366DMF	115, 130		MVL19BF	141	MVL2832	54	MVL13007	30	NL36HO	107	NL6636CEL	108
ML1366UMF	116, 130		MVL19C	141	MVL2832C	54	MVL13008	31	NL36PHLD	107	NL6636CER	108
ML2418CDK	32		MVL23BF	141	MVL2833	44	MVL13009	31	NL36RX	113	NL7023HAT	118
ML2420CDKP	33		MVL23C	142	MVL2834	46	MVL13010	31	NL36RX22	113	NL7029HAT	118
ML3019LT	136		MVL1105	64	MVL2835	47	MVL13011	31	NL36RX36	113	NL7212MPT	105
ML3619LT	136		MVL1110	64	MVL2836	67	MVL13012	31	NL36RX42	113	NL7224C	108
ML4824OGD	125		MVL1616	75	MVL2837	67	MVL13016	71	NL36SX	114	NL7224DHL	104
ML4830OGD	125		MVL1617	75	MVL2846	67	MVL13017	71	NL36SX22	114	NL7224FT	114
ML4850DSE	120		MVL1930C	137	MVL2847	67	MVL13021	32	NL36SX36	114	NL7230D	106
ML4850DST	119		MVL1936C	137	MVL2900	42	MVL13022	32	NL36SX42	114	NL7230DHL	104
ML4862DES	121		MVL1936M2	136	MVL2911	60	MVL13023	71	NL42R	113	NL7236CEL	108
ML4862DST	120		MVL1936P2	135	MVL2912	60	MVL13040	65	NL42RX	113	NL7236CER	108
ML5450DSE	120		MVL1936P3	135	MVL2913	60	MVL13051	74	NL42SX	114	NL7236D	106
ML5450DST	119		MVL1936P4	135	MVL2914	61	MVL13052	74	NL49BC	112	NL7236DMS	108
ML5462DSE	121		MVL1936P5	135	MVL3101	16	MVL13053	74	NL65HO	107	NL7236RMS	108
ML5462DST	120		MVL1960C	137	MVL3103	17	MVL13085	13	NL66BC	112	NL7242DHL	106
ML6019LT	136		MVL1966C	137	MVL3104	17	MVL13086	13	NL71HO	107	NL36243QHR	117
ML6024OGD	125		MVL1972C	137	MVL3106	17	MVL13087	13	NL96BT	113	NL42243QHR	117
ML6030OGD	125		MVL2718	23	MVL3107	17	MVL13103	30	NL120BT	113	NL48243QHT	117
ML6050DSE	120		MVL2719	23	MVL3108	17	MVL13104	31	NL144BT	113	NL60243QHT	117
ML6050DST	119		MVL2720	34	MVL3109	18	MVL13150	70	NL2472RD	106	NL60303QHT	117
ML6062DSE	121		MVL2721	34	MVL3111	18	MVL25201	139	NL2819PPT	114	NL72243QHT	117
ML6062DST	120		MVL2723	34	MVL3113	18	MVL25251	139	NL3024R	109	NL72303QHT	117
ML6619LT	136		MVL2728	23	MVL3114	18	MVL25401	139	NL3024RHL	104	NLMP23BBF	110
ML6636FFP	123		MVL2729	23	MVL3116	19	MVL25451	139	NL3523RHT	118	NLMP23BF	110
ML6648FFP	123		MVL2732	12	MVL3117	19	MVLC36-4	136	NL3612MPT	105	NLMP23C	110
ML6650DSE	120		MVL2732-9	12	MVL3118	19	MVLC36-5	136	NL3623LF	111	NLMP107	91
ML6650DST	119		MVL2733	12	MVL3119	19	MVLCPU	130	NL3623MS	111	NLPI08	92
ML6660FFP	123		MVL2733-9	12	MVL3121	19	MVLDK1000AC	132	NL3623SC	111	NLPI09	93
ML6662DSE	121		MVL2747	63	MVL3123	20	MVLEK	137, 139	NL3624B	104	NLPI10	89
ML6662DST	120		MVL2748	63	MVL3124	20	MVLFBB	139	NL3624DHL	104	NLPI11	88
ML7219LT	136		MVL2749	63	MVL3126	20	MVLFBB	137	NL3624FB	109	NLPI13	89
ML7224OGD	125		MVL2756	65	MVL3127	20	MVLFRT48D	127	NL3624FT	111	NLPI14	90
ML7230OGD	125		MVL2776	58	MVL3128	20	MVLFRT60	127	NL3624MST	111	NLPI15L	90
ML7250DSE	120		MVL2778	81	MVL3129	21	MVLFRT60D	127	NL3624R	109	NLPI15R	90
ML7250DST	119		MVL2779	81	MVL3130	16	MVLFRT72	127	NL3624RHL	104	NLPI16	96
ML7262DSE	121		MVL2780	14	MVL3131	18	MVLFRT96	127	NL3624SCT	111	NLPI17L	92
ML7262DST	120		MVL2781	14	MVL3132	20	MVLFWS	144	NL4123RHT	118	NLPI17R	92
ML9650DSQ	120		MVL2782	14	MVL3191	39	MVLHFB36	137	NL4212MP	109	NLPI24	97
ML9662DSQ	120		MVL2784	24, 34, 75, 82	MVL3192	39	MVLKBT	129	NL4224B	104	NLP201	100
ML10850DSQ	120		MVL2785	29	MVL3196	39	MVLKP01	129	NL4224FB	109	NLP202	102
ML10862DSQ	120		MVL2786	81	MVL3197	40	MVLM23BBF	142	NL4224R	109	NLP202R	98
ML12050DSQ	120		MVL2787	24	MVL3197U	40	MVLM23FF	142	NL4224RHL	104	NLP205	99
ML12062DSQ	120		MVL2789	81	MVL3198	41	MVLMLK	137	NL4224RIS	109	NLP222	88
ML13250DSQ	120		MVL2796	82	MVL3198U	40	MVLPD	137	NL4623HAT	118	NLP223	88
ML13262DSQ	120		MVL2799	82	MVL3199U	41	MVLPDM	132	NL4629HAT	118	NLP224	88
ML14450DSQ	120		MVL2801	44	MVL3201U	41	MVLPET42-1	116, 131	NL4812MP	109	NLP228	94
ML14462DSQ	120		MVL2803	45	MVL5230B0	129	MVLPET42-4	116, 131	NL4812MPT	105	NLP230	99
MLDCCFKP	124		MVL2804	45	MVL6070	76	MVLPET48-1	116, 131	NL4824B	104	NLP231	94

NLP232 ..... 89  
 NLP243 ..... 101  
 NLP244 ..... 101  
 NLP246 ..... 102  
 NLP315 ..... 93  
 NLP324 ..... 98  
 NLP331 ..... 96  
 NLP403 ..... 92  
 NLP404 ..... 95  
 NLP406 ..... 100  
 NLP407 ..... 99  
 NLP408 ..... 96  
 NLP410 ..... 101  
 NLP411 ..... 98  
 NLP412 ..... 99  
 NLP413 ..... 93  
 NLP414 ..... 94  
 NLP415 ..... 98  
 NLP416 ..... 100  
 NLP417 ..... 102  
 NLP418 ..... 89  
 NLP420 ..... 96  
 NLP421 ..... 97  
 NLP424 ..... 95  
 NLP477 ..... 97  
 NLP478 ..... 91  
 NLP515 ..... 92  
 NLP516 ..... 88  
 NLP517 ..... 89  
 NLP518 ..... 90  
 NLP519 ..... 93  
 NLP520 ..... 91  
 NLP521 ..... 91  
 NLP522 ..... 94  
 NLP523 ..... 95  
 NLP524 ..... 90  
 NLP525 ..... 91  
 NLP624 ..... 97  
 NLP724 ..... 95  
 NLP7272RD ..... 103  
 0  
 OTG1220B ..... 35  
 OTG1221B ..... 35  
 OTG2110 ..... 80  
 OTG2111 ..... 80  
 OTG2136 ..... 51  
 OTG3915 ..... 28  
 OTG3920B ..... 36  
 OTG3930B ..... 36  
 OTG10703B ..... 68  
 OTG10740 ..... 62  
 OTG10902 ..... 49  
 OTG10920 ..... 72  
 OTG11340 ..... 43  
 OTG11341 ..... 43  
 OTG11351AB ..... 83  
 OTG11351G ..... 83  
 OTG11353B ..... 84  
 OTG11360 ..... 52  
 OTG11401 ..... 37  
 OTG11403 ..... 37  
 OTG11510B ..... 24  
 OTG11613B ..... 69  
 OTG11631B ..... 70  
 OTG11670B ..... 51  
 OTG11674 ..... 58  
 OTG11760B ..... 35  
 OTG11841 ..... 127  
 OTG11842 ..... 127  
 OTG11858B ..... 15  
 OTG12112B ..... 50  
 OTG13020 ..... 11  
 OTG13026 ..... 69  
 OTG13110 ..... 52  
 OTGMA2 ..... 129

## GLOBAL OFFICES IN CANADA

### Head Office

560 Supertest Road  
Toronto, Ontario  
M3J 2M6  
T (416) 650-6500

### Toronto Sales Office

1350 Flint Road  
Toronto, Ontario  
M3J 2J7  
T (416) 661-3660

---

## SHOWROOMS

### Calgary

237 8th Avenue SE, Suite 302  
Calgary, Alberta  
T2G 5C3  
T (403) 250-7770

### The Blueprint Montreal

1010 Sainte-Catherine Street W, Mezz 2  
Montreal, Quebec  
H3B 1E7  
T (514) 866-4331

### Vancouver

675 West Hastings Street, Suite 1000  
Vancouver, British Columbia  
V6B 1N2  
T (604) 432-1701

### Edmonton

10158 103 Street NW, Suite 201  
Edmonton, Alberta  
T5J 0X6  
T (780) 444-8922

### Toronto

1350 Flint Road  
Toronto, Ontario  
M3J 2J7  
T (416) 661-3660

### Winnipeg

111 Lombard Avenue, Suite 220  
Winnipeg, Manitoba  
R3B 0T4  
T (204) 925-3350

### Halifax

1061 Marginal Road, Suite 120  
Halifax, Nova Scotia  
B3H 4P7  
T (902) 422-7434

### Ottawa

73 Breezehill Avenue N, Unit 2  
Ottawa, Ontario  
K1Y 2H6  
T (613) 234-2881

*Please call ahead to book an appointment.*



The Global Group, 1350 Flint Rd., Toronto ON Canada M3J 2J7  
Sales & Marketing: Tel (1-877) 446-2251  
Customer Service: Fax (800) 361-3182

[www.officestogo.com](http://www.officestogo.com)