

Price List 2021

Effective July 1, 2021



OfficestoGo

introduction

Offices to Go™, a division of Global Furniture Group has been a primary source of value-minded office furniture solutions since its inception in 2007.

We offer a wide variety of products including seating, desks, tables, files and ergonomic accessories. Offices to Go products offer high-value and are built to commercial quality standards to protect your long-term investment.

Most models are Canadian made, while others are imported. In both cases, all Offices to Go products are manufactured exclusively in certified factories and have been tested in compliance with ANSI and BIFMA standards. We are committed to producing products in the most sustainable ways and ensuring they pass strict quality testing.

Seating - Offices to Go chairs provide exceptional comfort and design. Choose from a variety of multi-purpose, task, mesh, management, leather and guest chairs to complete any office environment.

Offices to Go seating is available in a variety of upholstery options which are specific to each series. Please see individual series details for available textiles, colors and graded textile options.

Desks + Tables - Offices to Go Ionic casegoods combine form with function to support a wide range of workplace applications. From private offices to collaborative spaces, boardrooms or reception areas, Ionic offers solutions that will exceed your expectations and keep you on budget.

Filing - Offices to Go offers a range of cost-effective filing and storage solutions to help you stay organized. Available sizes, mobile options and finishes easily adapt to any office or personal workspace.

Offices to Go product assembly is designed to be quick and simple. Products come with easy to follow instructions and detailed photographs.

Offices to Go products are covered by Global's Warranty (Limited Lifetime with 5-year or 2-year exceptions). Weight capacity information will be shown accordingly in the series notes and literature. See page 148 for warranty details.

SYMBOL IDENTIFICATION

Each seating product with an RTA code identifies the assembly requirements.

RTA 00

FULLY ASSEMBLED

RTA 1

SIMPLE ASSEMBLY (no tools required)

Parts to install:

- casters
- base
- pneumatic cylinder/cover can

RTA 2

MODEST ASSEMBLY (tools supplied, if necessary)

Parts to install:

- casters
- base
- pneumatic cylinder/cover can
- back

RTA 4

MODERATE ASSEMBLY (tools supplied)

Parts to install:

- casters
- base
- pneumatic cylinder/cover can
- back
- armrest

RTA 8

FULL ASSEMBLY (tools supplied)

Parts to install:

- casters
- base
- pneumatic cylinder/cover can
- back
- armrest
- mechanism



Global's certified products are in compliance with the stringent emission guidelines set by the GREENGUARD Environmental Institute and include all upholstered seating. To obtain a GREENGUARD certificate for any product, please go to the product page on our website globalfurnituregroup.com and click on "view GREENGUARD certificate".



Chairs shown with this logo are made in Canada.



Chairs shown with this logo have significant Canadian content. They have been engineered, tested and assembled in Canada.



All products with this designation are suitable for courier shipment throughout Canada.

TABLE OF CONTENTS

SEATING	SEATING (cont'd)	SEATING (cont'd)
ABM10	Ibex.....41	Suburb.....72
Actin.....11	Java.....48	Tami.....73
Altona.....11	Kaysee.....49	Thompson.....74
Amira.....12	Kazan.....49	Toma.....74
Annapolis.....13	Keno.....50	Tumi.....75
Archer II.....14	Lite-Lift.....51	Ultra.....76
Ashmont.....15	Locate.....52	Valan.....78
Ashton.....16	M-Task.....55	Vanier.....79
Avro.....17	Minto.....56	Woodbridge.....80
Beta.....22	MVL File Buddy.....57	Yoho.....81
Bolt.....23	Nemo.....58	
Brighton.....23	Newcastle.....58	
Caman.....24	Overtime.....59	
Capra.....25	Overtime 350.....59	
Centro.....25	Pacer.....62	
Cobalt.....26	Pacific.....62	
Craft.....27	Part-Time.....63	
Danio.....31	Petra.....64	
Dash.....32	Plan.....65	
Dori 2.....32	Retro.....66	
Eor.....33	Safari.....67	
Flint.....34	Six 13.....67	
Format.....35	Six 31.....68	
Full-Time.....36	Soda.....69	
Gennex.....37	Soda tables.....69	
Geo.....38	Sparrow.....70	
Granby.....39	Stacklite.....71	
Hardy.....40	Stradic.....71	

TABLE OF CONTENTS

DESKS AND TABLES

Craft tables.....	29
Ionic.....	84
Accessories.....	87
Benching kits.....	118
Bookcases and shelf units.....	107
Bridges.....	100
Coffee tables.....	112
Credenzas.....	98
Desks.....	96
Desktop storage.....	98
Electric height adjustable tables.....	113
Extended corner credenzas.....	98
Hutches and doors.....	97
Islands with modesty.....	99
Islands without modesty.....	100
Mobile pedestals.....	101
Modesty panels.....	100
Panels.....	122
Packages.....	87
Pedestals.....	102
Privacy panels.....	115
Returns.....	100
Storage units.....	103
Table desks and components.....	94
Tables.....	110
Tackboards.....	108
Wardrobes.....	107

DESKS AND TABLES (cont'd)

Lite-Lift II.....	125
Folding tables.....	125
Table dollies.....	125
Soda tables.....	69

ACCESSORIES

CPU holder dual strap.....	128
Desktop sit-stand workstation.....	127
Footrest.....	128
Keyboard supports.....	127
Monitor arms.....	127
PET Felt partitions.....	128
Power data block.....	128

FILING AND STORAGE

MVL1900 lateral files.....	131
Accessories.....	133
Lateral files.....	132
MVL25 vertical files.....	135
MVLPED pedestals.....	137
MVLSTOR storage cabinets.....	140

REFERENCES

Ergonomic features and benefits.....	8
Mechanism adjustments.....	9
Textiles and Finishes.....	143
Terms and Conditions.....	146
Lifetime Warranty.....	148
Index.....	149



SEATING

MESH



Amira12



Archer II14



Avro17



Bolt23



Flint34



Format35



Geo38



Granby39



Ibex41



Java48



Kaysee49



Keno50



Nemo58



Overtime 350M60



Pacer62



Petra64



Plan65



Safari67



Stradic71


















Toma74


















Valan78

MULTI-TASK

















	Actin11		M-Task.....55		Part-Time63
	Beta22		Overtime.....59		Six 13.....67
	Cobalt26		Overtime 350.....59		Six 31.....68
	Danio31		Overtime 350M60		Tami73
	Full-Time36		Overtime 350S.....61		Yoho.....81

MANAGEMENT AND CONFERENCE

	Altona11		Camán24		Thompson74
	Annapolis13		Kazan.....49		Tumi75
	Ashmont15		Newcastle.....58		Ultra.....76
	Ashton16		Pacific.....62		Vanier79
	Brighton.....23		Retro.....66		Woodbridge.....80

SEATING BY CATEGORY TYPE






GUEST AND MULTI-PURPOSE

	ABM10		Dori 232		Sparrow70
	Ashmont15		Eor33		Stacklite71
	Caman24		Gennex37		Ultra76
	Capra25		Ibex41		Vanier79
	Centro25		Lite-Lift51		
	Dash32		Minto56		

HEIGHT ADJUSTABLE WORKSTOOLS

	Avro18		Danio31		Ibex42
	Beta22		Geo38		Yoho81

LOUNGE

	Craft27		Hardy40		Suburb72
	Locate52		Soda69		

Seating

ABM.....	10	Lite-Lift.....	51
Actin.....	11	Locate	52
Altona	11	M-Task	55
Amira	12	Minto.....	56
Annapolis	13	MVL File Buddy	57
Archer II	14	Nemo.....	58
Ashmont	15	Newcastle	58
Ashton.....	16	Overtime	59
Avro	17	Overtime 350	59
Beta	22	Overtime 350M.....	60
Bolt.....	23	Overtime 350S.....	61
Brighton.....	23	Pacer	62
Camán.....	24	Pacific	62
Capra.....	25	Part-Time	63
Centro	25	Petra	64
Cobalt.....	26	Plan	65
Craft.....	27	Retro.....	66
Craft tables	29	Safari.....	67
Danio	31	Six 13.....	67
Dash	32	Six 31.....	68
Dori 2	32	Soda	69
Eor	33	Soda tables.....	69
Flint.....	34	Sparrow.....	70
Format.....	35	Stacklite.....	71
Full-Time.....	36	Stradic	71
Gennex.....	37	Suburb.....	72
Geo	38	Tami	73
Granby.....	39	Thompson	74
Hardy	40	Toma.....	74
Ibex	41	Tumi	75
Ionic benches.....	47	Ultra	76
Java	48	Valan	78
Kaysee	49	Vanier.....	79
Kazan	49	Woodbridge.....	80
Keno	50	Yoho	81

ERGONOMIC FEATURES & BENEFITS

EACH GLOBAL CHAIR IS BUILT WITH FEATURES THAT ARE ERGONOMICALLY DESIGNED TO PROMOTE GOOD POSTURE AND PROVIDE MAXIMUM COMFORT. WHILE FULLY SUPPORTING YOUR BODY, THESE FEATURES SHOULD ALSO ALLOW YOU TO ADJUST YOUR CHAIR TO FIT YOU.



TENSION ADJUSTMENT

Increase or decrease to match body weight. Allows you to rock comfortably, without heavy pushing, reducing muscle fatigue.



CHAIR TILT LOCK

Lock the tilt movement in position(s) to accommodate your working posture. Allows you to lock your chair in a comfortable and supportive position. (Can be either single position, multiple position or infinite position.)



SEAT HEIGHT

Raise or lower to allow your feet to rest flat on the floor. Avoids pressure under your thighs, easing blood flow.



BACK/LUMBAR HEIGHT ADJUSTMENT

Raise or lower to position lumbar support in your lumbar area. Reduces likelihood of back pain.



SEAT DEPTH

Change the depth of the seat to accommodate the length of your thighs. Keeps your back in contact with the backrest while avoiding pressure behind your knees. Can be sliding (MD) or manual.



SEAT ANGLE ADJUSTMENT

Allows chair to tilt forward changing the angle of your thighs in relation to the floor. Helps reduce disc pressure during forward leaning tasks.



BACK ANGLE ADJUSTMENT

Adjust to change the angle of your torso in relation to your thighs. Helps reduce disc pressure and relaxes your back muscles.



ARM HEIGHT

Raise or lower to support your forearms. Reduces muscular effort in neck and shoulders, minimizing risk of pain.



KNEE-TILT MOVEMENT

Chair tilts from a pivot point at the front of the seat, keeping your feet on the floor as you rock. Maintains stability.



SYNCHRO-TILT MOVEMENT

Backrest reclines at a faster rate than the seat, increasing the angle between your torso and thighs. Enhances comfort and encourages dynamic body movement.



WATERFALL SEAT EDGE

Reduces pressure at the back of your knees, contributing to good blood flow.



CONTOURED CUSHION

Supports the body effectively, allowing you to sit longer without discomfort.



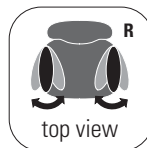
VIBRATING SEAT & BACK

Soothing effect contributes to your relaxation during work breaks.



WIDTH ADJUSTABLE ARMS

Allows outward movement of armrests to match shoulder breadth. Ensures armrests properly support forearms, reducing muscular efforts in neck and shoulders.



ARM ROTATION

Rotate armcaps to support your forearms in various positions. Reduces muscular effort in neck and shoulders minimizing risk of pain.



CENTER TILT

Chair tilts from a pivot point under the center of the seat allowing you to rock. When your feet are well supported, blood flow is enhanced.



SOFT DESCENT PNEUMATIC LIFT

Gently and gradually lowering the seat helps you easily select proper seat height without causing a jerking motion.



LUMBAR DEPTH ADJUSTMENT

Increase or decrease curvature of the back to match the profile of your lower back. Enhances comfort and support in the lower lumbar area.

MAXIMIZING YOUR ERGONOMIC SEATING

- Always select a chair that is designed for the type of work you perform and make certain the chair is comfortable for the length of time spent using it.
- Ensure that the seat and back cushions are contoured to fit your body, which will help eliminate pressure points.
- An ergonomically designed chair should allow changing positions easily.
- As you work, reposition yourself throughout the day to reduce strain and stress on specific muscle groups. If you change job functions, adjust your chair to fit the new task.
- Proper ergonomic seating should help eliminate many of the work related injuries that result from poor posture and poorly designed chairs.

TASK



ADJUSTMENTS

- (2) Pneumatic seat height
- (8) Manual seat depth
- Back/lumbar height **
- Swivel

POSTURE TASK



ADJUSTMENTS

- (2) Pneumatic seat height
- (3) Back angle
- (6) Back/lumbar height **
- Seat depth *
- Swivel

NOTES

- * Select models only.
- ** Ratchet back height adjustment on select models.
- Mechanisms shown are generic depictions and may differ from one chair to another.

TILTER



ADJUSTMENTS

- (1) Tilt tension
- (2) Pneumatic seat height
- (9) Multiple position tilt lock *
- Center tilt action
- Swivel

MULTI-TILTER



ADJUSTMENTS

- (1) Tilt tension
- (2) Pneumatic seat height
- (3) Back angle adjustment
- (4) Seat angle
- (8) Sliding seat depth adjustment (MD)
- (9) Infinite position tilt lock
- Back/lumbar height **
- Center tilt action
- Swivel

SYNCHRO-TILTER



ADJUSTMENTS

- (1) Tilt tension
- (2) Pneumatic seat height
- (9) Multiple position tilt lock/synchro tilt action
- Anti kick back
- Back/lumbar height **
- Swivel

OPERATOR



ADJUSTMENTS

- (2) Pneumatic seat height
- (3) Back angle *(free float/lock)
- (4) Seat angle *(free float/lock)
- Back/lumbar height **
- With single lever operator mechanism, seat and back angle are controlled using lever 4 *
- Swivel

ABM



model OTG13060





model OTG13061

STANDARD FEATURES

- Premium stacking guest chair.
- Front-load frame design allows chairs to stack easily.
- Durable Chrome steel frame.
- Black mesh back.
- Armchair features Black polypropylene armcaps.
- Seat can be upholstered in all Global grade 1 seating textiles or in Luxhide bonded leather (see page 144).
- Limited Lifetime Warranty (5-year exceptions apply - see page 148).
- Weight capacity for this series is 300 lbs.

ALTERNATE TEXTILE OPTIONS

- Graded-in textiles are available (seat only). No minimum quantities. Contact Customer Service for pricing.

DESCRIPTION		MODEL# / FEATURES								
 Armchair, Mesh Back and Uph Seat Unit weight: 16 LB 7.3 KG Carton weight: 19.33 LB 8.77 KG Carton volume: 14.75 FT³ 0.41 MT³		List price								
		OTG13060	332							
		OVERALL DIMENSIONS		SEAT DIMENSIONS			BACK DIMENSIONS			
			W	D	H	W	D	H	W	H
		IN	21	22	32	18	16.5	18.25	16	14.5
		MM	533	559	813	457	419	464	406	368
		Ergonomic features:		RTA 00		courier		3 per carton		
		M, N								
 Armless Guest Chair, Mesh Back and Uph Seat Unit weight: 14 LB 6.4 KG Carton weight: 15.5 LB 7.03 KG Carton volume: 16.25 FT³ 0.46 MT³		List price								
		OTG13061	305							
		OVERALL DIMENSIONS		SEAT DIMENSIONS			BACK DIMENSIONS			
			W	D	H	W	D	H	W	H
		IN	21	22	32	18	16.5	18.25	16	14.5
		MM	533	559	813	457	419	464	406	368
		Ergonomic features:		RTA 00		courier		4 per carton		
		M, N								

ACTIN



model OTG11950B

STANDARD FEATURES

- Value priced multi-tilter.
- Fully upholstered seat and back.
- Standard with height adjustable arms.
- Dual wheel carpet casters (C65) are standard.
- Upholstered in Black, Quilt (QL10) only.
- Compliant with the emissions guidelines set by the GREENGUARD Environmental Institute.
- Limited Lifetime Warranty (2-year exceptions apply - see page 148).
- Weight capacity for this series is 300 lbs.

CHAIR ADJUSTMENTS

- Multi-tilter mechanism with infinite position tilt lock.
- Tilt tension adjustment.
- Independent back and seat angle adjustment.
- Seat depth adjustment.
- Ratchet back height adjustment.
- Pneumatic seat height adjustment.

OPTIONAL FEATURES

- Hard surface flooring casters (**C65R**) can be purchased separately. Add \$84/set.

DESCRIPTION

MODEL# / FEATURES



Medium Back Multi-Tilter



Unit weight: 47 LB | 21.4 KG
Carton weight: 53 LB | 24.04 KG
Carton volume: 7.5 FT³ | 0.21 MT³

Ergonomic features:
A, B, C, D, E, G, H, M, N, S

List price

OTG11950B
Black Quilt fabric

477

OVERALL DIMENSIONS				SEAT DIMENSIONS			BACK DIMENSIONS	
	W	D	H	W	D	H	W	H
IN	26.5	23.5	39	20.5	17	17.5-21.5	19	19.5
MM	673	597	991	521	432	445-546	483	495
<div><div>RTA 8</div><div> 1 per carton</div></div>				<div></div>				

AMIRA



model OTG13020

STANDARD FEATURES

- Mesh back and upholstered seat tilter chair.
- Soft sculpted frame design.
- Fixed loop arms.
- Black base with dual wheel carpet casters (C65) is standard.
- Seat can be upholstered in Black polyester with Black mesh back (**BLK**) or in Blue polyester with Blue/Grey mesh back (**BLU**).
- Compliant with the emissions guidelines set by the GREENGUARD Environmental Institute.
- Limited Lifetime Warranty (2-year exceptions apply - see page 148).
- Weight capacity for this series is 300 lbs.

CHAIR ADJUSTMENTS

- Center tilt with upright position tilt lock.
- Tilt tension adjustment.
- Pneumatic seat height adjustment.

OPTIONAL FEATURES

- Hard surface flooring casters (**C65R**) can be purchased separately. Add \$84/set.

DESCRIPTION

MODEL# / FEATURES



Medium Mesh Back Tilter
Unit weight: 26 LB | 11.8 KG
Carton weight: 31 LB | 14.06 KG
Carton volume: 4.6 FT³ | 0.13 MT³

Ergonomic features:
A, B, C, M, N, S

List price								
336								
OVERALL DIMENSIONS				SEAT DIMENSIONS			BACK DIMENSIONS	
	W	D	H	W	D	H	W	H
IN	23.5	25	40.5	20.5	18	17-21	18.5	21
MM	597	635	1029	521	457	432-533	470	533
RTA 8			courier			1 per carton		

ANNAPOLIS



model MVL2732

STANDARD FEATURES













- Simple function, great price.
- Canadian made.
- Durable nylon arms are standard.
- Dual wheel carpet casters (C65) are standard.
- MVL2732 and MVL2732-9 seating surfaces can be upholstered in Luxhide bonded leather, in various colors (see page 144).
- MVL2733 and MVL2733-9 can be upholstered in all Global grade 1 seating textiles (see page 144).
- Compliant with the emissions guidelines set by the GREENGUARD Environmental Institute.
- Limited Lifetime Warranty (5-year exceptions apply - see page 148).
- Weight capacity for this series is 300 lbs.

CHAIR ADJUSTMENTS

- Tilter mechanism with upright tilt lock.
- Tilt tension adjustment.
- Pneumatic seat height adjustment.

OPTIONAL FEATURES

- For hard surface flooring casters, please specify (C65R). Add \$18/set.

DESCRIPTION	MODEL# / FEATURES																									
 High Back Tilter - Assembled Unit weight: 36 LB 16.4 KG Carton weight: 40 LB 18.14 KG Carton volume: 11.5 FT³ 0.32 MT³	MVL2732 Luxhide bonded leather	<div>List price</div> <div>327</div> <table><thead><tr><th colspan="3">OVERALL DIMENSIONS</th><th colspan="3">SEAT DIMENSIONS</th><th colspan="2">BACK DIMENSIONS</th></tr><tr><th>W</th><th>D</th><th>H</th><th>W</th><th>D</th><th>H</th><th>W</th><th>H</th></tr></thead><tbody><tr><td>IN 25.5 MM 648</td><td>28 711</td><td>43 1092</td><td>20.5 521</td><td>19.5 495</td><td>16-20 406-508</td><td>20.5 521</td><td>24 610</td></tr></tbody></table> <div>Ergonomic features: A, B, C, M, N, S</div> <div>RTA 11 per carton</div> <div></div>	OVERALL DIMENSIONS			SEAT DIMENSIONS			BACK DIMENSIONS		W	D	H	W	D	H	W	H	IN 25.5 MM 648	28 711	43 1092	20.5 521	19.5 495	16-20 406-508	20.5 521	24 610
	OVERALL DIMENSIONS			SEAT DIMENSIONS			BACK DIMENSIONS																			
	W	D	H	W	D	H	W	H																		
	IN 25.5 MM 648	28 711	43 1092	20.5 521	19.5 495	16-20 406-508	20.5 521	24 610																		
 High Back Tilter - Condensed Packaging Unit weight: 36 LB 16.4 KG Carton weight: 40 LB 18.14 KG Carton volume: 6 FT³ 0.16 MT³	MVL2732-9 Luxhide bonded leather	<div>List price</div> <div>327</div> <table><thead><tr><th colspan="3">OVERALL DIMENSIONS</th><th colspan="3">SEAT DIMENSIONS</th><th colspan="2">BACK DIMENSIONS</th></tr><tr><th>W</th><th>D</th><th>H</th><th>W</th><th>D</th><th>H</th><th>W</th><th>H</th></tr></thead><tbody><tr><td>IN 25.5 MM 648</td><td>28 711</td><td>43 1092</td><td>20.5 521</td><td>19.5 495</td><td>16-20 406-508</td><td>20.5 521</td><td>24 610</td></tr></tbody></table> <div>Ergonomic features: A, B, C, M, N, S</div> <div>RTA 8courier1 per carton</div> <div></div>	OVERALL DIMENSIONS			SEAT DIMENSIONS			BACK DIMENSIONS		W	D	H	W	D	H	W	H	IN 25.5 MM 648	28 711	43 1092	20.5 521	19.5 495	16-20 406-508	20.5 521	24 610
	OVERALL DIMENSIONS			SEAT DIMENSIONS			BACK DIMENSIONS																			
	W	D	H	W	D	H	W	H																		
	IN 25.5 MM 648	28 711	43 1092	20.5 521	19.5 495	16-20 406-508	20.5 521	24 610																		
 High Back Tilter - Assembled Unit weight: 36 LB 16.4 KG Carton weight: 40 LB 18.14 KG Carton volume: 11.5 FT³ 0.16 MT³	MVL2733 Fabric	<div>List price</div> <div>327</div> <table><thead><tr><th colspan="3">OVERALL DIMENSIONS</th><th colspan="3">SEAT DIMENSIONS</th><th colspan="2">BACK DIMENSIONS</th></tr><tr><th>W</th><th>D</th><th>H</th><th>W</th><th>D</th><th>H</th><th>W</th><th>H</th></tr></thead><tbody><tr><td>IN 25.5 MM 648</td><td>28 711</td><td>43 1092</td><td>20.5 521</td><td>19.5 495</td><td>16-20 406-508</td><td>20.5 521</td><td>24 610</td></tr></tbody></table> <div>Ergonomic features: A, B, C, M, N, S</div> <div>RTA 11 per carton</div> <div></div>	OVERALL DIMENSIONS			SEAT DIMENSIONS			BACK DIMENSIONS		W	D	H	W	D	H	W	H	IN 25.5 MM 648	28 711	43 1092	20.5 521	19.5 495	16-20 406-508	20.5 521	24 610
	OVERALL DIMENSIONS			SEAT DIMENSIONS			BACK DIMENSIONS																			
	W	D	H	W	D	H	W	H																		
	IN 25.5 MM 648	28 711	43 1092	20.5 521	19.5 495	16-20 406-508	20.5 521	24 610																		
 High Back Tilter - Condensed Packaging Unit weight: 36 LB 16.4 KG Carton weight: 40 LB 18.14 KG Carton volume: 6 FT³ 0.16 MT³	MVL2733-9 Fabric	<div>List price</div> <div>327</div> <table><thead><tr><th colspan="3">OVERALL DIMENSIONS</th><th colspan="3">SEAT DIMENSIONS</th><th colspan="2">BACK DIMENSIONS</th></tr><tr><th>W</th><th>D</th><th>H</th><th>W</th><th>D</th><th>H</th><th>W</th><th>H</th></tr></thead><tbody><tr><td>IN 25.5 MM 648</td><td>28 711</td><td>43 1092</td><td>20.5 521</td><td>19.5 495</td><td>16-20 406-508</td><td>20.5 521</td><td>24 610</td></tr></tbody></table> <div>Ergonomic features: A, B, C, M, N, S</div> <div>RTA 8courier1 per carton</div> <div></div>	OVERALL DIMENSIONS			SEAT DIMENSIONS			BACK DIMENSIONS		W	D	H	W	D	H	W	H	IN 25.5 MM 648	28 711	43 1092	20.5 521	19.5 495	16-20 406-508	20.5 521	24 610
	OVERALL DIMENSIONS			SEAT DIMENSIONS			BACK DIMENSIONS																			
	W	D	H	W	D	H	W	H																		
	IN 25.5 MM 648	28 711	43 1092	20.5 521	19.5 495	16-20 406-508	20.5 521	24 610																		

ARCHER II



model MVL1896

STANDARD FEATURES

- Canadian made high back chairs.
- Upholstered seat and knit mesh back with a pinstripe design.
- Standard with height and width adjustable T-arms with sliding, rotating and lockable armcaps.
- Mesh back can be upholstered in Coal Black (VU19), Quarry Grey (VU15), Red Mittens (VU70) and Tidal Wave (VU16).
- Seating surface can be upholstered in Luxhide bonded leather, in various colors or in all Global grade 1 seating textiles (see page 144).
- Dual wheel carpet casters (C1) are standard.
- Compliant with the emissions guidelines set by the GREENGUARD Environmental Institute.
- Limited Lifetime Warranty (5-year exceptions apply - see page 148).
- Weight capacity for this series is 300 lbs.

CHAIR ADJUSTMENTS

- **Multi-tilter chair - MVL1895**
 - Infinite position tilt lock.
 - Tilt tension adjustment.
 - Infinite position back and seat angle adjustments, including forward tilt.
 - Ratchet back height adjustment.
 - Seat depth adjustment.
 - Pneumatic seat height adjustment.
- **Synchro-tilter chair - MVL1896**
 - Synchro tilt with upright position tilt lock.
 - Tilt tension adjustment.
 - Pneumatic seat height adjustment.

OPTIONAL FEATURES

- For hard surface flooring casters, please specify (C9R). Add \$18/set.

ALTERNATE TEXTILE OPTIONS

- Graded-in textiles are available (seat only). No minimum quantities. Contact Customer Service for pricing.

DESCRIPTION

MODEL# / FEATURES



Multi-Tilter, Mesh High Back and Uph Seat

Unit weight: 56 LB | 25.5 KG
Carton weight: 68 LB | 30.84 KG
Carton volume: 10.5 FT³ | 0.29 MT³

List price

MVL1895
Luxhide bonded leather
or fabric

710

Ergonomic features:
A, B, C, D, E, F, G, H, M, N, Q, R, S

RTA 2



1 per carton



OVERALL DIMENSIONS

	W	D	H
IN	27	22.5	42
MM	686	572	1067

SEAT DIMENSIONS

	W	D	H
	20.5	18.5-21	18-22
	521	470-533	457-559

BACK DIMENSIONS

	W	H
	19.5	21-23.5
	495	533-597



Synchro-Tilter, Mesh High Back and Uph Seat

Unit weight: 40 LB | 18.2 KG
Carton weight: 52 LB | 23.59 KG
Carton volume: 10.5 FT³ | 0.29 MT³

List price

MVL1896
Luxhide bonded leather
or fabric

622

Ergonomic features:
A, B, C, H, L, M, N, Q, R

RTA 2



1 per carton



OVERALL DIMENSIONS

	W	D	H
IN	27	22.5	41.5
MM	686	572	1054

SEAT DIMENSIONS

	W	D	H
	20.5	17	17-21
	521	432	432-533

BACK DIMENSIONS

	W	H
	19.5	22-23.5
	495	559-597

ASHMONT



model MVL2780



model MVL2782

STANDARD FEATURES













- Canadian made.
- Soft deep cushions on seat and back offer plush comfort.
- Management chairs: Height adjustable T-arms with durable self-skinned urethane (SSU) armcaps.
- Guest chairs: Upholstered armcaps, oval steel tube frame and sled base.
- Dual wheel carpet casters (C65) are standard (except guest chairs).
- Seating surfaces can be upholstered in Luxhide bonded leather, in various colors or in all Global grade 1 seating textiles (see page 144).
- Compliant with the emissions guidelines set by the GREENGUARD Environmental Institute.
- Limited Lifetime Warranty (5-year exceptions apply - see page 148).
- Weight capacity for this series is 300 lbs.

MANAGEMENT CHAIR ADJUSTMENTS

- Center tilt with upright position tilt lock.
- Tilt tension adjustment.
- Pneumatic seat height adjustment.

OPTIONAL FEATURES

- For hard surface flooring casters, please specify (C65R). Add \$18/set.

DESCRIPTION	MODEL# / FEATURES																																				
 HB Management Tilter w/Height Adjustable Arms Unit weight: 50 LB 22.7 KG Carton weight: 55 LB 24.95 KG Carton volume: 10.5 FT³ 0.29 MT³	List price																																				
	MVL2780 636 Luxhide bonded leather or fabric (previously MVL2780F)																																				
	<table><thead><tr><th colspan="3">OVERALL DIMENSIONS</th><th colspan="3">SEAT DIMENSIONS</th><th colspan="2">BACK DIMENSIONS</th></tr><tr><th></th><th>W</th><th>D</th><th>H</th><th>W</th><th>D</th><th>H</th><th>W</th><th>H</th></tr></thead><tbody><tr><td>IN</td><td>27</td><td>28</td><td>42</td><td>21</td><td>18</td><td>16-21</td><td>21</td><td>25</td></tr><tr><td>MM</td><td>686</td><td>711</td><td>1067</td><td>533</td><td>457</td><td>406-533</td><td>533</td><td>635</td></tr></tbody></table>		OVERALL DIMENSIONS			SEAT DIMENSIONS			BACK DIMENSIONS			W	D	H	W	D	H	W	H	IN	27	28	42	21	18	16-21	21	25	MM	686	711	1067	533	457	406-533	533	635
	OVERALL DIMENSIONS			SEAT DIMENSIONS			BACK DIMENSIONS																														
	W	D	H	W	D	H	W	H																													
IN	27	28	42	21	18	16-21	21	25																													
MM	686	711	1067	533	457	406-533	533	635																													
Ergonomic features: A, B, C, H, M, N, S <div>RTA 8</div> <div> 1 per carton</div> <div> </div>																																					
 MB Management Tilter w/Height Adjustable Arms Unit weight: 47 LB 21.4 KG Carton weight: 52 LB 23.59 KG Carton volume: 10.5 FT³ 0.29 MT³	List price																																				
	MVL2781 603 Luxhide bonded leather or fabric (previously MVL2781F)																																				
	<table><thead><tr><th colspan="3">OVERALL DIMENSIONS</th><th colspan="3">SEAT DIMENSIONS</th><th colspan="2">BACK DIMENSIONS</th></tr><tr><th></th><th>W</th><th>D</th><th>H</th><th>W</th><th>D</th><th>H</th><th>W</th><th>H</th></tr></thead><tbody><tr><td>IN</td><td>27</td><td>28</td><td>39</td><td>21</td><td>18</td><td>16-21</td><td>21</td><td>22</td></tr><tr><td>MM</td><td>686</td><td>711</td><td>991</td><td>533</td><td>457</td><td>406-533</td><td>533</td><td>559</td></tr></tbody></table>		OVERALL DIMENSIONS			SEAT DIMENSIONS			BACK DIMENSIONS			W	D	H	W	D	H	W	H	IN	27	28	39	21	18	16-21	21	22	MM	686	711	991	533	457	406-533	533	559
	OVERALL DIMENSIONS			SEAT DIMENSIONS			BACK DIMENSIONS																														
	W	D	H	W	D	H	W	H																													
IN	27	28	39	21	18	16-21	21	22																													
MM	686	711	991	533	457	406-533	533	559																													
Ergonomic features: A, B, C, H, M, N, S <div>RTA 8</div> <div> 1 per carton</div> <div> </div>																																					
 MB Guest Chair - Sled Base Unit weight: 33 LB 15 KG Carton weight: 38 LB 17.24 KG Carton volume: 8.5 FT³ 0.24 MT³	List price																																				
	MVL2782 453 Luxhide bonded leather or fabric (previously MVL2782F)																																				
	<table><thead><tr><th colspan="3">OVERALL DIMENSIONS</th><th colspan="3">SEAT DIMENSIONS</th><th colspan="2">BACK DIMENSIONS</th></tr><tr><th></th><th>W</th><th>D</th><th>H</th><th>W</th><th>D</th><th>H</th><th>W</th><th>H</th></tr></thead><tbody><tr><td>IN</td><td>24.5</td><td>25.5</td><td>36.5</td><td>21</td><td>18</td><td>17</td><td>21</td><td>18</td></tr><tr><td>MM</td><td>622</td><td>648</td><td>927</td><td>533</td><td>457</td><td>432</td><td>533</td><td>457</td></tr></tbody></table>		OVERALL DIMENSIONS			SEAT DIMENSIONS			BACK DIMENSIONS			W	D	H	W	D	H	W	H	IN	24.5	25.5	36.5	21	18	17	21	18	MM	622	648	927	533	457	432	533	457
	OVERALL DIMENSIONS			SEAT DIMENSIONS			BACK DIMENSIONS																														
	W	D	H	W	D	H	W	H																													
IN	24.5	25.5	36.5	21	18	17	21	18																													
MM	622	648	927	533	457	432	533	457																													
Ergonomic features: M, N <div>RTA 8</div> <div> 1 per carton</div> <div> </div>																																					

ASHTON



model OTG11858B

STANDARD FEATURES

- Management and boardroom chair available in medium back or high back.
- Unique seat suspension and segmented cushions offer a very plush feel.
- Chrome arms with upholstered armrests.
- Chrome base.
- Dual wheel carpet casters (C65) are standard.
- Seating surfaces are upholstered in Black Luxhide bonded leather.
- Compliant with the emissions guidelines set by the GREENGUARD Environmental Institute.
- Limited Lifetime Warranty (2-year exceptions apply - see page 148).
- Weight capacity for this series is 300 lbs.

CHAIR ADJUSTMENTS

- Center tilt with upright position tilt lock.
- Tilt tension adjustment.
- Pneumatic seat height adjustment.

OPTIONAL FEATURES

- Hard surface flooring casters (**C65R**) can be purchased separately. Add \$84/set.

DESCRIPTION

MODEL# / FEATURES



High Back Tilter
Unit weight: 39 LB | 17.7 KG
Carton weight: 44.83 LB | 20.33 KG
Carton volume: 5.76 FT³ | 0.16 MT³

OTG11858B

List price

530

OVERALL DIMENSIONS			SEAT DIMENSIONS			BACK DIMENSIONS	
W	D	H	W	D	H	W	H
IN 26	25.5	44.5	21	18	18.5-22	19.5	24
MM 660	648	1130	533	457	470-559	495	610
Ergonomic features: A, B, C, M, N, S			RTA 8	courier	1 per carton	GREENGUARD	



Medium Back Tilter
Unit weight: 36 LB | 16.4 KG
Carton weight: 42 LB | 19.05 KG
Carton volume: 4.8 FT³ | 0.13 MT³

OTG11859B

List price

503

OVERALL DIMENSIONS			SEAT DIMENSIONS			BACK DIMENSIONS	
W	D	H	W	D	H	W	H
IN 26	25.5	38	21	18	18.5-22	19.5	18
MM 660	648	965	533	457	470-559	495	457
Ergonomic features: A, B, C, M, N, S			RTA 8	courier	1 per carton	GREENGUARD	

AVRO



model MVL3101



model MVL3123



model MVL3114



model MVL3107

STANDARD FEATURES

- Avro features improved ergonomics, custom support and a streamlined profile – the perfect balance between functionality and style.
- Ergonomic seating, Canadian made.
- Available with five different mechanism options: synchro-tilter, multi-tilter, tilter, task and weight sensing synchro-tilter. Height adjustable chairs available with task mechanism only.
- Standard with height adjustable arms with durable self-skinned urethane (SSU) armcaps (except armless models).
- Dual wheel carpet casters (C1) are standard on all models.
- Mesh back and mesh seat models can only be upholstered in Black mesh (MS69).
- Mesh back and upholstered seat models: Mesh back is available in Black (MS69), Natural (MS74) and Stone (MS71).
- Seats can be upholstered in Luxhide bonded leather (various colors) or in all Global grade 1 seating textiles (see page 144).
- Compliant with the emissions guidelines set by the GREENGUARD Environmental Institute.
- Limited Lifetime Warranty (5-year exceptions apply - see page 148).
- Weight capacity for this series is 300 lbs.

OPTIONAL FEATURES



- For hard surface flooring casters, please specify **(C9R)**. Add \$18/set.
- For optional Polished Aluminum base, please specify **(ALU)**. Add \$115.
- For optional height and width adjustable T-arms with sliding, articulating armcaps, please specify **(G1)**. Add \$63.


ALTERNATE TEXTILE OPTIONS






- Graded-in textiles are available. No minimum quantities. Contact Customer Service for pricing.






CHAIR ADJUSTMENTS





- **Synchro-tilter chairs**
 - Synchro tilt with multi position tilt lock.
 - Tilt tension adjustment.
 - Height and depth adjustable lumbar support.
 - Pneumatic seat height adjustment.
- **Multi-tilter chairs**
 - Infinite position tilt lock.
 - Tilt tension adjustment.
 - Independent back and seat angle adjustment.
 - Side activated sliding seat depth adjustment.
 - Height and depth adjustable lumbar support.
 - Pneumatic seat height adjustment.
- **Tilter chairs**
 - Center tilt with upright position tilt lock.
 - Tilt tension adjustment.
 - Height and depth adjustable lumbar support.
 - Pneumatic seat height adjustment.
- **Task chairs**
 - Manual bolt seat depth adjustment.
 - Height and depth adjustable lumbar support.
 - Pneumatic seat height adjustment.
- **Weight sensing synchro-tilter chairs**
 - Synchro tilt with multi position tilt lock.
 - Automatic tilt tension adjustment.
 - Side activated sliding seat depth adjustment.
 - Height and depth adjustable lumbar support.
 - Pneumatic seat height adjustment.
- **Height adjustable chairs**
 - Task mechanism.
 - Height and depth adjustable lumbar support.
 - Pneumatic seat height adjustment.
 - Height adjustable Chrome footrest.

DESCRIPTION	MODEL# / FEATURES										
	List price										
	MVL3101		644								
	Luxhide bonded leather or fabric (previously MVL3101F)										
Synchro-Tilter, Mesh Back and Uph Seat Unit weight: 42 LB 19.1 KG Carton weight: 51 LB 23.13 KG Carton volume: 10.5 FT³ 0.29 MT³	OVERALL DIMENSIONS			SEAT DIMENSIONS			BACK DIMENSIONS				
	W	D	H	W	D	H	W	H			
	IN 26	27	38.5	20	18.5	16.5-21.5	19.5	20			
	MM 660	686	978	508	470	419-546	495	508			
	Ergonomic features:										
	A, B, C, D, H, L, M, N, V			RTA 2		courier		1 per carton		CANADA CERTIFIED GREENGUARD	
	List price										
	MVL3103		694								
	Luxhide bonded leather or fabric (previously MVL3103F)										
Multi-Tilter, Mesh Back and Uph Seat Unit weight: 47 LB 21.4 KG Carton weight: 56 LB 25.4 KG Carton volume: 10.5 FT³ 0.29 MT³	OVERALL DIMENSIONS			SEAT DIMENSIONS			BACK DIMENSIONS				
	W	D	H	W	D	H	W	H			
	IN 26	27	39.5	20	17.5-20.5	17.5-22.5	19.5	20			
	MM 660	686	1003	508	445-521	445-572	495	508			
	Ergonomic features:										
	A, B, C, D, E, F, G, H, M, N, S, V			RTA 2		courier		1 per carton		CANADA CERTIFIED GREENGUARD	

DESCRIPTION		MODEL# / FEATURES	
		List price	
	MVL3104 Luxhide bonded leather or fabric (previously MVL3104F)	620	
Tilter, Mesh Back and Uph Seat Unit weight: 36 LB 16.4 KG Carton weight: 45 LB 20.41 KG Carton volume: 10.5 FT³ 0.29 MT³		List price	
	MVL3106 Luxhide bonded leather or fabric (previously MVL3106F)	574	
Task, Mesh Back and Uph Seat Unit weight: 31 LB 14.1 KG Carton weight: 40 LB 18.14 KG Carton volume: 10.5 FT³ 0.29 MT³		List price	
	MVL3107 Luxhide bonded leather or fabric (previously MVL3107F)	670	
Armless Height Adjustable Chair, Mesh Back and Uph Seat Unit weight: 30 LB 13.6 KG Carton weight: 39 LB 17.69 KG Carton volume: 10.5 FT³ 0.29 MT³		List price	
	MVL3108 Luxhide bonded leather or fabric (previously MVL3108F)	759	
Weight Sensing Synchro-Tilter, Mesh Back and Uph Seat Unit weight: 42 LB 19.1 KG Carton weight: 51 LB 23.13 KG Carton volume: 10.5 FT³ 0.29 MT³		List price	
	MVL3109 Luxhide bonded leather or fabric (previously MVL3109F)	734	
Height Adjustable Chair w/Arms, Mesh Back and Uph Seat Unit weight: 36 LB 16.4 KG Carton weight: 45 LB 20.41 KG Carton volume: 10.5 FT³ 0.29 MT³		List price	
	MVL3109 Luxhide bonded leather or fabric (previously MVL3109F)	734	

DESCRIPTION		MODEL# / FEATURES	
	List price		
	MVL3111 Luxhide bonded leather or fabric (previously MVL3111F)		
Synchro-Tilter, Uph Back and Seat Unit weight: 43 LB 19.5 KG Carton weight: 52 LB 23.59 KG Carton volume: 10.5 FT³ 0.29 MT³	Ergonomic features: A, B, C, D, H, L, M, N, V		
	List price		
	MVL3113 Luxhide bonded leather or fabric (previously MVL3113F)		
Multi-Tilter, Uph Back and Seat Unit weight: 48 LB 21.8 KG Carton weight: 57 LB 25.85 KG Carton volume: 10.5 FT³ 0.29 MT³	Ergonomic features: A, B, C, D, E, F, G, H, M, N, S, V		
	List price		
	MVL3114 Luxhide bonded leather or fabric (previously MVL3114F)		
Tilter, Uph Back and Seat Unit weight: 37 LB 16.8 KG Carton weight: 46 LB 20.87 KG Carton volume: 10.5 FT³ 0.29 MT³	Ergonomic features: A, B, C, D, H, M, N, S, V		
	List price		
	MVL3116 Luxhide bonded leather or fabric (previously MVL3116F)		
Task, Uph Back and Seat Unit weight: 32 LB 14.5 KG Carton weight: 41 LB 18.6 KG Carton volume: 10.5 FT³ 0.29 MT³	Ergonomic features: C, D, E, H, M, N, V		
	List price		
	MVL3117 Luxhide bonded leather or fabric (previously MVL3117F)		
Armless Height Adjustable Chair, Uph Back and Seat Unit weight: 31 LB 14.1 KG Carton weight: 40 LB 18.14 KG Carton volume: 10.5 FT³ 0.29 MT³	Ergonomic features: C, D, M, N, V		

DESCRIPTION		MODEL# / FEATURES	
		List price	
	MVL3118	832	
	Luxhide bonded leather or fabric (previously MVL3118F)		
Weight Sensing Synchro-Tilter, Uph Back and Seat Unit weight: 43 LB 19.5 KG Carton weight: 52 LB 23.59 KG Carton volume: 10.5 FT³ 0.29 MT³		List price	
	MVL3119	809	
	Luxhide bonded leather or fabric (previously MVL3119F)		
		List price	
	MVL3119	809	
	Luxhide bonded leather or fabric (previously MVL3119F)		
Height Adjustable Chair w/Arms, Uph Back and Seat Unit weight: 37 LB 16.8 KG Carton weight: 46 LB 20.87 KG Carton volume: 10.5 FT³ 0.29 MT³		List price	
	MVL3121	744	
	Black mesh		
		List price	
	MVL3121	744	
	Black mesh		
Synchro-Tilter, Mesh Back and Seat Unit weight: 43 LB 19.5 KG Carton weight: 52 LB 23.59 KG Carton volume: 10.5 FT³ 0.29 MT³		List price	
	MVL3123	794	
	Black mesh		
		List price	
	MVL3123	794	
	Black mesh		
Multi-Tilter, Mesh Back and Seat Unit weight: 48 LB 21.8 KG Carton weight: 57 LB 25.85 KG Carton volume: 10.5 FT³ 0.29 MT³		List price	
	MVL3124	718	
	Black mesh		
		List price	
	MVL3124	718	
	Black mesh		

DESCRIPTION		MODEL# / FEATURES	
		List price	
	MVL3126	673	
	Black mesh		
Task, Mesh Back and Seat Unit weight: 32 LB 14.5 KG Carton weight: 41 LB 18.6 KG Carton volume: 10.5 FT³ 0.29 MT³		Ergonomic features: C, D, E, H, M, V	
		RTA 2	
		courier	
		1 per carton	
		ENGINEERED TESTED ASSEMBLED CINQŨ TESTE MONTÉE	
		CERTIFIED	
		List price	
	MVL3127	769	
	Black mesh		
Armless Height Adjustable Chair, Mesh Back and Seat Unit weight: 31 LB 14.1 KG Carton weight: 40 LB 18.14 KG Carton volume: 10.5 FT³ 0.29 MT³		Ergonomic features: C, D, M, V	
		RTA 2	
		courier	
		1 per carton	
		ENGINEERED TESTED ASSEMBLED CINQŨ TESTE MONTÉE	
		CERTIFIED	
		List price	
	MVL3128	857	
	Black mesh		
Weight Sensing Synchro-Tilter, Mesh Back and Seat Unit weight: 43 LB 19.5 KG Carton weight: 52 LB 23.59 KG Carton volume: 10.5 FT³ 0.29 MT³		Ergonomic features: A, B, C, D, E, H, L, M, V	
		RTA 2	
		courier	
		1 per carton	
		ENGINEERED TESTED ASSEMBLED CINQŨ TESTE MONTÉE	
		CERTIFIED	
		List price	
	MVL3129	832	
	Black mesh		
Height Adjustable Chair w/Arms, Mesh Back and Seat Unit weight: 37 LB 16.8 KG Carton weight: 46 LB 20.87 KG Carton volume: 10.5 FT³ 0.29 MT³		Ergonomic features: C, D, H, M, V	
		RTA 2	
		courier	
		1 per carton	
		ENGINEERED TESTED ASSEMBLED CINQŨ TESTE MONTÉE	
		CERTIFIED	

BETA



model MVL2729



model MVL2718

STANDARD FEATURES

- Posture task chairs. Canadian made.
- Generous size seat and back, fully upholstered.
- Standard with height adjustable T-arms with durable self-skinned urethane (SSU) armcaps (except armless models).
- Height adjustable chairs are equipped with an adjustable Chrome footrest.
- Dual wheel carpet casters (C65) are standard.
- Can be upholstered in all Global grade 1 seating textiles with the exception of Luxhide (see page 144).
- Compliant with the emissions guidelines set by the GREENGUARD Environmental Institute.
- Limited Lifetime Warranty (5-year exceptions apply - see page 148).
- Weight capacity for this series is 300 lbs.

CHAIR ADJUSTMENTS

- Infinite back angle and back height adjustment.
- Pneumatic seat height adjustment.

OPTIONAL FEATURES

- For hard surface flooring casters, please specify (C65R). Add \$18/set.

DESCRIPTION

MODEL# / FEATURES



Height Adjustable Armless Posture Task

Unit weight: 41 LB | 18.6 KG
Carton weight: 46 LB | 20.87 KG
Carton volume: 6.75 FT³ | 0.19 MT³

Ergonomic features:
C, D, G, M, N

List price

MVL2718

469

OVERALL DIMENSIONS
W D H

IN 20.5
MM 521

23.5
597

44
1118

SEAT DIMENSIONS
W D H

20.5
521

16.5
419

22-30
559-762

BACK DIMENSIONS
W H

18.5
470

16-19
406-483



1 per carton



Height Adjustable Posture Task w/Arms

Unit weight: 46 LB | 20.9 KG
Carton weight: 51 LB | 23.13 KG
Carton volume: 6.75 FT³ | 0.19 MT³

Ergonomic features:
C, D, G, H, M, N

List price

MVL2719

548

OVERALL DIMENSIONS
W D H

IN 24.5
MM 622

23.5
597

44
1118

SEAT DIMENSIONS
W D H

20.5
521

16.5
419

22-30
559-762

BACK DIMENSIONS
W H

18.5
470

16-19
406-483



1 per carton



Armless Posture Task

Unit weight: 27 LB | 12.3 KG
Carton weight: 31 LB | 14.06 KG
Carton volume: 4.9 FT³ | 0.13 MT³

Ergonomic features:
C, D, G, M, N

List price

MVL2728

304

OVERALL DIMENSIONS
W D H

IN 20.5
MM 521

22
559

38.5
978

SEAT DIMENSIONS
W D H

20.5
521

17
432

16.5-21.5
419-546

BACK DIMENSIONS
W H

18.5
470

16-20
406-508



1 per carton



Posture Task w/Arms

Unit weight: 33 LB | 15 KG
Carton weight: 38 LB | 17.24 KG
Carton volume: 6.75 FT³ | 0.19 MT³

Ergonomic features:
C, D, G, H, M, N

List price

MVL2729

384

OVERALL DIMENSIONS
W D H

IN 24
MM 610

22
559

38.5
978

SEAT DIMENSIONS
W D H

20.5
521

17
432

16.5-21.5
419-546

BACK DIMENSIONS
W H


18.5
470

16-20
406-508



1 per carton




DESCRIPTION	MODEL# / FEATURES	
		List price
	MVL2784	94
Height Adjustable T-Arms - 1 pair Unit weight: 8 LB 3.6 KG Carton weight: 10 LB 4.54 KG Carton volume: 1.3 FT³ 0.03 MT³		

BOLT



model OTG11510B

STANDARD FEATURES	CHAIR ADJUSTMENTS
<ul style="list-style-type: none">• Value priced mesh seating.• Breathable mesh back.• Scuff resistant arched base.• Standard with height adjustable T-arms with durable self-skinned urethane (SSU) armcaps.• Dual wheel carpet casters (C65) are standard.• Only available in Black mesh fabric (MS20) seat with Black mesh back.• Compliant with the emissions guidelines set by the GREENGUARD Environmental Institute.• Limited Lifetime Warranty (2-year exceptions apply - see page 148).• Weight capacity for this series is 300 lbs.	<ul style="list-style-type: none">• Center tilt with upright position tilt lock.• Tilt tension adjustment.• Pneumatic seat height adjustment.
OPTIONAL FEATURES	
	<ul style="list-style-type: none">• Hard surface flooring casters (C65R) can be purchased separately. Add \$84/set.





DESCRIPTION		MODEL# / FEATURES							
		List price							
		OTG11510B413							
		OVERALL DIMENSIONS		SEAT DIMENSIONS			BACK DIMENSIONS		
		W	D	H	W	D	H	W	H
	IN	25	21.5	35.5	19.5	17	17.5-21.5	18	16.5
	MM	635	546	902	495	432	445-546	457	419
Tilter, Mesh Back Unit weight: 30 LB 13.6 KG Carton weight: 36 LB 16.33 KG Carton volume: 4.6 FT³ 0.13 MT³		Ergonomic features: A, B, C, H, M, N, S		RTA 8		courier		1 per carton	
						GREENGUARD			

BRIGHTON



model MVL2787

STANDARD FEATURES	
<ul style="list-style-type: none">• High back management chair.• High comfort design, Canadian made.• Contoured seat and back with integrated headrest.• Black arms and base.• Loop arms with upholstered armcaps.• Dual wheel carpet casters (C65) are standard.• Seating surfaces can be upholstered in Luxhide bonded leather, in various colors (see page 144).• Compliant with the emissions guidelines set by the GREENGUARD Environmental Institute.	<ul style="list-style-type: none">• Limited Lifetime Warranty (5-year exceptions apply - see page 148).• Weight capacity for this series is 300 lbs.
CHAIR ADJUSTMENTS	
	<ul style="list-style-type: none">• Center tilt with upright position tilt lock.• Tilt tension adjustment.• Pneumatic seat height adjustment.
OPTIONAL FEATURES	
	<ul style="list-style-type: none">• For hard surface flooring casters, please specify (C65R). Add \$18/set.

DESCRIPTION		MODEL# / FEATURES							
	List price								
	MVL2787	636							
		OVERALL DIMENSIONS			SEAT DIMENSIONS			BACK DIMENSIONS	
		W	D	H	W	D	H	W	H
		IN 26.5	28	44	21.5	20	16-21	20	25.5
		MM 673	711	1118	546	508	406-533	508	648
High Back Tilter Unit weight: 42 LB 19.1 KG Carton weight: 54 LB 24.49 KG Carton volume: 10.5 FT³ 0.29 MT³		Ergonomic features: A, B, C, M, N, S		RTA 8		courier 		1 per carton	
									

CAMAN



model MVL11886



model MVL11888

STANDARD FEATURES

- Canadian made.
- Welded steel frame in Black finish.
- Fixed arms with self-skinned urethane (SSU) armcaps.
- Dual wheel carpet casters (C65) are standard (except guest chairs).
- Seating surfaces can be upholstered in Luxhide bonded leather, in various colors or in all Global grade 1 seating textiles (see page 144).
- Compliant with the emissions guidelines set by the GREENGUARD Environmental Institute.
- Limited Lifetime Warranty (5-year exceptions apply - see page 148).
- Weight capacity for this series is 300 lbs.

TILTER CHAIR ADJUSTMENTS

- Center tilt with upright position tilt lock
- Tilt tension adjustment.
- Pneumatic seat height adjustment.

OPTIONAL FEATURES

- For hard surface flooring casters, please specify (C65R). Add \$18/set.

ALTERNATE TEXTILE OPTIONS

- Graded-in textiles are available. No minimum quantities. Contact Customer Service for pricing.

DESCRIPTION

MODEL# / FEATURES





High Back Tilter

Unit weight: 31 LB | 14.1 KG
Carton weight: 35 LB | 15.88 KG
Carton volume: 20.25 FT³ | 0.57 MT³

List price

MVL11886 449
Luxhide bonded leather
or fabric (previously MVL11886F)

OVERALL DIMENSIONS				SEAT DIMENSIONS			BACK DIMENSIONS	
	W	D	H	W	D	H	W	H
IN	25	27	40	20.5	18	16-20	19.5	22.5
MM	635	686	1016	521	457	406-508	495	572
Ergonomic features:			RTA 00			2 per carton		
A, B, C, M, N, S								





Medium Back Tilter

Unit weight: 31 LB | 14.1 KG
Carton weight: 35 LB | 15.88 KG
Carton volume: 20.25 FT³ | 0.57 MT³

List price

MVL11887 437
Luxhide bonded leather
or fabric (previously MVL11887F)

OVERALL DIMENSIONS				SEAT DIMENSIONS			BACK DIMENSIONS	
	W	D	H	W	D	H	W	H
IN	24.5	24.5	35	20	18	16-20	20	17.5
MM	622	622	889	508	457	406-508	508	445
Ergonomic features:			RTA 00			2 per carton		
A, B, C, M, N, S								





Medium Back Guest Chair - Sled Base

Unit weight: 23 LB | 10.5 KG
Carton weight: 27 LB | 12.25 KG
Carton volume: 20.25 FT³ | 0.57 MT³

List price

MVL11888 378
Luxhide bonded leather
or fabric (previously MVL11888F)

OVERALL DIMENSIONS			SEAT DIMENSIONS			BACK DIMENSIONS		
	W	D	H	W	D	H	W	H
IN	24.5	25	33	20	18	17	20	17
MM	622	635	838	508	457	432	508	432
Ergonomic features:			RTA 00			2 per carton		
M, N								



CAPRA



model OTG11740B

STANDARD FEATURES

- General purpose guest chair.
- Chrome oval tube four-legged frame.
- Contoured seat cushion with waterfall edge.
- Perforated polypropylene back with black mesh fabric (MS20) seat.
- Nylon arms.
- Stackable up to 4 high.
- Compliant with the emissions guidelines set by the GREENGUARD Environmental Institute.
- Limited Lifetime Warranty (2-year exceptions apply - see page 148).
- Weight capacity for this series is 300 lbs.

DESCRIPTION		MODEL# / FEATURES									
			List price								
		OTG11740B	310								
			OVERALL DIMENSIONS			SEAT DIMENSIONS			BACK DIMENSIONS		
			W	D	H	W	D	H	W	H	
			IN	24.5	22.5	34	18	18	18	18	15
			MM	622	572	864	457	457	457	457	381
Plastic Back Guest Chair Unit weight: 20 LB 9.1 KG Carton weight: 27 LB 12.25 KG Carton volume: 14.75 FT³ 0.41 MT³		Stacks 4 high.		Ergonomic features:		RTA 00		2 per carton			
		M, N									




CENTRO



model OTG3915

STANDARD FEATURES

- Multi-purpose guest chair.
- Durable oval steel four-legged frame.
- Contoured back and seat cushions with waterfall seat edge.
- Upholstered armcaps.
- Seating surfaces are upholstered in Black Luxhide bonded leather.
- Compliant with the emissions guidelines set by the GREENGUARD Environmental Institute.
- Limited Lifetime Warranty (2-year exceptions apply - see page 148).
- Weight capacity for this series is 300 lbs.

DESCRIPTION		MODEL# / FEATURES							
		List price							
	OTG3915	336							
		OVERALL DIMENSIONS			SEAT DIMENSIONS			BACK DIMENSIONS	
		W	D	H	W	D	H	W	H
		IN MM	24.5 622	27 686	33.5 851	21.5 546	18.5 470	17 432	21.5 546
Guest Chair Unit weight: 26 LB 11.8 KG Carton weight: 30 LB 13.61 KG Carton volume: 6.25 FT³ 0.17 MT³		Ergonomic features: M, N		 courier		1 per carton			

COBALT



model MVL2785

STANDARD FEATURES

- General purpose medium back tilter. Canadian made.
- Standard with height adjustable T-arms with durable self-skinned urethane (SSU) armcaps.
- Dual wheel carpet casters (C65) are standard.
- Seating surfaces can be upholstered in Luxhide bonded leather, in various colors or in all Global grade 1 seating textiles (see page 144).
- Compliant with the emissions guidelines set by the GREENGUARD Environmental Institute.
- Limited Lifetime Warranty (5-year exceptions apply - see page 148).
- Weight capacity for this series is 300 lbs.

CHAIR ADJUSTMENTS

- Center tilt with upright position tilt lock.
- Tilt tension adjustment.
- Pneumatic seat height adjustment.

OPTIONAL FEATURES




- For hard surface flooring casters, please specify (C65R). Add \$18/set.

DESCRIPTION

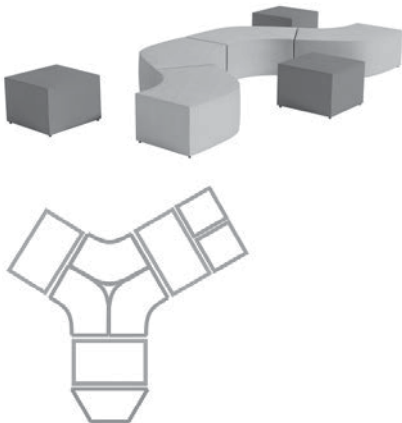
MODEL# / FEATURES



Medium Back Tilter
Unit weight: 35 LB | 15.9 KG
Carton weight: 40 LB | 18.14 KG
Carton volume: 5.5 FT³ | 0.15 MT³

List price								
MVL2785		404						
Luxhide bonded leather or fabric (previously MVL2785F)								
OVERALL DIMENSIONS				SEAT DIMENSIONS			BACK DIMENSIONS	
	W	D	H	W	D	H	W	H
IN	25.5	24.5	36	20	17	15.5-19.5	18.5	18
MM	648	622	914	508	432	394-495	470	457
Ergonomic features:		RTA 2		courier		1 per carton		
A, B, C, H, M, N, S								

CRAFT



Sample layout
Two square units, three rectangle units, three curve-120 degree units, one wedge unit



3-way layout
Three curve-120 degree units, three half round units and three round units



Collaborative pod layout
Six wedge units



Collaborative layout
Six curve-120 degree units, six round units



Sample layout
Two wedge units



Sample layout
Two half round units

STANDARD FEATURES

- Craft is a modular lounge seating series that is easy to configure, durable and ideal for open spaces.
- Modular non-handed components, can be reconfigured to suit your space.
- Curve-120 degree units can create 3-way and collaborative pod configurations.
- Cushions are fully upholstered and mounted on 1.5" high nylon glides.
- Can be upholstered in all Global grade 1 seating textiles or in Luxhide bonded leather (see page 144).
- Compliant with the emissions guidelines set by the GREENGUARD Environmental Institute.
- Limited Lifetime Warranty (5-year exceptions apply - see page 148).
- Weight capacity for this series is 300 lbs. per seat.

OPTIONAL FEATURES

- For dual wheel carpet casters, please specify (C107). Add \$37.
- For hard surface flooring casters, please specify (C107R). Add \$52.

ALTERNATE TEXTILE OPTIONS

- Graded-in textiles are available. No minimum quantities. Contact Customer Service for pricing.

COMPLIMENTARY TABLES AVAILABLE

- Perfect partner for Craft Seating (see page 29).

DESCRIPTION

MODEL# / FEATURES

Round 20" Unit

Unit weight: 17 LB | 7.7 KG

Carton weight: 23 LB | 10.43 KG

Carton volume: 5.25 FT³ | 0.14 MT³

RTA 1

courier

1 per carton

CANADA

GREENGUARD

List price

MVL13007 348

OVERALL DIMENSIONS

SEAT DIMENSIONS

BACK DIMENSIONS

W

D

H

W

D

H

W

H

IN 20

MM 508

20

508

17.5

445

-

-

-

-

-

-

-

-

Half Round 40" Unit

Unit weight: 33 LB | 15 KG

Carton weight: 41 LB | 18.6 KG

Carton volume: 9.5 FT³ | 0.26 MT³

RTA 1

courier

1 per carton

CANADA

GREENGUARD

List price

MVL13008 455

OVERALL DIMENSIONS

SEAT DIMENSIONS

BACK DIMENSIONS

W

D

H

W

D

H

W

H

IN 40

MM 1016

21

533

17.5

445

-

-

-

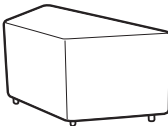
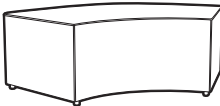


-

-

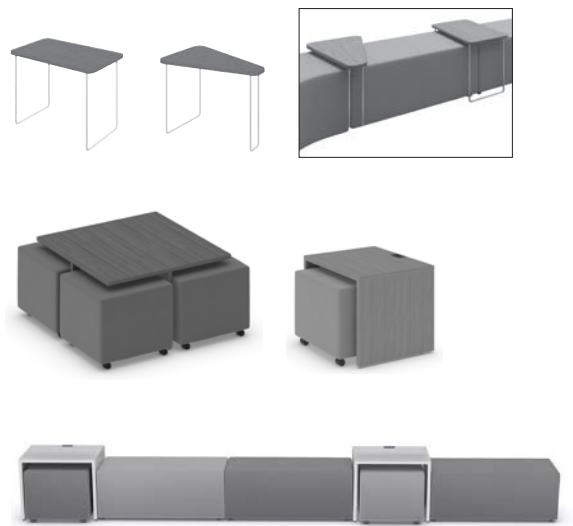
-

-

-

DESCRIPTION		MODEL# / FEATURES									
	Wedge Unit Unit weight: 29 LB 13.2 KG Carton weight: 37 LB 16.78 KG Carton volume: 8 FT³ 0.22 MT³	List price									
		MVL13009 455									
		OVERALL DIMENSIONS			SEAT DIMENSIONS			BACK DIMENSIONS			
		W	D	H	W	D	H	W	H		
		IN 40 MM 1016	17.75 451	17.5 445	-	-	-	-	-		
				RTA 1	courier	1 per carton	CANADA REGISTERED	GREENGUARD			
	Curve-120 Degree Unit Unit weight: 37 LB 16.8 KG Carton weight: 49 LB 22.23 KG Carton volume: 13.25 FT³ 0.37 MT³	List price									
		MVL13010 535									
		OVERALL DIMENSIONS			SEAT DIMENSIONS			BACK DIMENSIONS			
		W	D	H	W	D	H	W	H		
		IN 43.5 MM 1105	27.5 699	17.5 445	-	-	-	-	-		
				RTA 1		1 per carton	CANADA REGISTERED	GREENGUARD			
	Rectangle Unit Unit weight: 37 LB 16.8 KG Carton weight: 47 LB 21.32 KG Carton volume: 9.5 FT³ 0.26 MT³	List price									
		MVL13011 428									
		OVERALL DIMENSIONS			SEAT DIMENSIONS			BACK DIMENSIONS			
		W	D	H	W	D	H	W	H		
		IN 40 MM 1016	20 508	17.5 445	-	-	-	-	-		
				RTA 1	courier	1 per carton	CANADA REGISTERED	GREENGUARD			
	Square Unit Unit weight: 22 LB 10 KG Carton weight: 28 LB 12.7 KG Carton volume: 5.25 FT³ 0.14 MT³	List price									
		MVL13012 321									
		OVERALL DIMENSIONS			SEAT DIMENSIONS			BACK DIMENSIONS			
		W	D	H	W	D	H	W	H		
		IN 20 MM 508	20 508	17.5 445	-	-	-	-	-		
				RTA 1	courier	1 per carton	CANADA REGISTERED	GREENGUARD			

CRAFT TABLES



STANDARD FEATURES

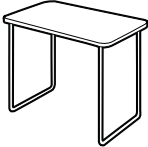
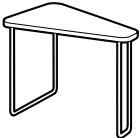
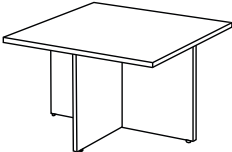
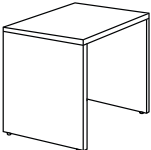
- Craft tables are the perfect partner to Craft seating products in creating casual meeting solutions for today's workplace and learning environments.
- Overtables are designed to overlap Craft seating units or to be used alone. Overtables are easy to move wherever needed.
- Coffee and side tables provide a convenient place to set your drinks, a light lunch or your personal devices during an impromptu discussion.
- Coffee and side tables help to anchor a space and provide nesting spaces to keep the area tidy when mobile Craft cubes are not in use.
- Side tables are optional with cutouts to accommodate to power or USB charging modules. Modules to be ordered separately.

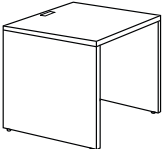
FINISHES

- Docking tables may be ordered in any of the standard laminate finishes below; including two tone where the top is in one finish and the base in another at no upcharge.
 - Overtable tops may be ordered in any of the standard laminate finishes below. Legs in are Chrome finish only.
- | | | | |
|-----|-----------------|-----|-----------------|
| ACJ | Absolute Acajou | DWT | Designer White |
| ASN | Asian Night | HGT | Hayden Grey |
| AWC | Avant Cherry | SKC | Shaker Cherry |
| AWH | Avant Honey | TWL | Tiger Walnut |
| CMB | Clear Maple | WHC | White Chocolate |
| DES | Dark Espresso | WCR | Winter Cherry |

CONSTRUCTION

- **Docking tables:**
 - 1" thick thermally fused laminate surfaces with 2mm thick matching edgeband.
 - Equipped with levelers for uneven surfaces.
 - When square cubes are fully nested, the cubes extend 3" beyond the perimeter of the laminate as an invitation to be pulled out and used again.
- **Overtables:**
 - 1 1/16" thick thermally fused laminate top with matching self edge.
 - 1/2" diameter steel wire legs. Legs include clear polycarbonate glides.
 - Sized to overlap Craft seating.

CRAFT TABLES	MODEL #	DIMENSIONS IN MM W x D x H	WEIGHT LB KG	VOLUME FT ³ MT ³	LIST PRICE
	MVL13021	16 x 26 x 19 406 x 660 x 483	16.5 7.48	1.2 0.03	\$433
Rectangular Overtable	Lightweight table designed to overlap Craft seating units on pages 27-28. Shipped easy to assemble in 1 carton.				
	MVL13022	5.25-16 x 26 x 19 133-406 x 660 x 483	12.5 5.67	1.2 0.03	\$402
Wedge Overtable	Lightweight table designed to overlap Craft seating units on pages 27-28. Top tapers from 16" at the wide end to 5.25" at the narrow end. Shipped easy to assemble in 1 carton.				
	ML35SCDK	35 x 35 x 19.5 889 x 889 x 495	78 35.38	2.2 0.06	\$400
Square Cube Docking Table	Provides nesting space for four MVL13007 (round) or MVL13012 (square) Craft units. Assembly required.				
	ML2418CDK	24 x 18.2 x 19.5 610 x 462 x 495	53 24.04	2.1 0.05	\$285
Single Docking Table	Provides nesting space for one MVL13007, MVL13012 or MVL13011 Craft units. Shipped assembled.				

CRAFT TABLES	MODEL #	DIMENSIONS ^{IN} ^{MM}	WEIGHT ^{LB} ^{KG}	VOLUME ^{FT³} ^{MT³}	LIST PRICE
	W x D x H				
	ML2420CDKP	24 x 20.5 x 19.5	55	2.1	\$296
		610 x 521 x 495	24.95	0.05	

Single Docking Table with cutout


Provides nesting space for one MVL13007, MVL13012 or MVL13011 Craft units. Inset back to hide cables and cut out designed to accept mini power model MVCOVSM2(S/B) OR MVCOV1U(S/B) ordered separately. Shipped assembled.

POWER / DATA

MVCOVSM2B	2.25 x 3.75 x 3.12 57 x 95 x 791.07	2.35 0.01	0.5	\$275
MVCOVSM2S	2.25 x 3.75 x 3.12 57 x 95 x 791.07	2.35 0.01	0.5	\$275



Mini Power Block



Mini Power/USB Block

With USB Block				
MVCOV1UB	2.25 x 3.75 x 3.12 57 x 95 x 791.07	2.35 0.01	0.5	\$433
MVCOV1US	2.25 x 3.75 x 3.12 57 x 95 x 791.07	2.35 0.01	0.5	\$433

Designed to retrofit into an existing grommet cut-out to bring power to the desktop. Fits in 3.27" x 1.9" cut-out (FOG, POG) and mounts to 0.5" to 2" thick surface. ETL listed. Available in Black (B) or Silver (S) as indicated by last character of model number. 9' power cord with 90° flat plug with 45° rotation.

MVCOVSM2B/S includes two 12A, 120 VAC spill resistant power receptacles.

MVCOV1UB/S includes one 12A, 120 VAC spill resistant power receptacle and two 2.1A (11W) USB charging ports.

DANIO



model MVL2720



model MVL2721

STANDARD FEATURES

- Canadian made task chairs.
- Hinged auto-adjust back with scuff resistant outer shroud.
- Thick foam and decorative stitch details.
- Standard with height adjustable T-arms with durable self-skinned urethane (SSU) armcaps (except armless models).
- Height adjustable chair is equipped with an adjustable Chrome footrest.
- Dual wheel carpet casters (C65) are standard.
- Can be upholstered in all Global grade 1 seating textiles with the exception of Luxhide (see page 144).
- Compliant with the emissions guidelines set by the GREENGUARD Environmental Institute.
- Limited Lifetime Warranty (5-year exceptions apply - see page 148).
- Weight capacity for this series is 300 lbs.

CHAIR ADJUSTMENTS

- Height adjustable back.
- Pneumatic seat height adjustment.
- Seat depth adjustment.

OPTIONAL FEATURES

- For hard surface flooring casters, please specify (C65R). Add \$18/set.





DESCRIPTION

MODEL# / FEATURES



Armless Task

Unit weight: 21 LB | 9.5 KG
Carton weight: 24 LB | 10.89 KG
Carton volume: 4.9 FT³ | 0.13 MT³

List price								
MVL2720	220							
Fabric								
OVERALL DIMENSIONS			SEAT DIMENSIONS			BACK DIMENSIONS		
	W	D	H	W	D	H	W	H
IN	18.5	22.5	34	18.5	16.5-18	16-21	17	16-17.5
MM	470	572	864	470	419-457	406-533	432	406-445
Ergonomic features:								
C, D, E, M, N					1 per carton			



Task w/Arms

Unit weight: 33 LB | 15 KG
Carton weight: 36 LB | 16.33 KG
Carton volume: 5.75 FT³ | 0.16 MT³

List price							
MVL2721	301						
Fabric							
OVERALL DIMENSIONS			SEAT DIMENSIONS			BACK DIMENSIONS	
W	D	H	W	D	H	W	H
IN 24	22.5	34	18.5	16.5-18	16-21	17	16-17.5
MM 610	572	864	470	419-457	406-533	432	406-445
Ergonomic features:							
C, D, E, H, M, N							
RTA 2		courier	1 per carton	CANADA NEW & IMP.	GREENGUARD		



Armless Height Adjustable Task


Unit weight: 33 LB | 15 KG
Carton weight: 37 LB | 16.78 KG
Carton volume: 6.75 FT³ | 0.19 MT³

List price									
MVL2723		385							
Fabric									



Height Adjustable T-Arms - 1 pair

Unit weight: 8 LB | 3.6 KG
Carton weight: 10 LB | 4.54 KG
Carton volume: 1.3 FT³ | 0.03 MT³

List price									
MVL2784		94							
OVERALL DIMENSIONS				SEAT DIMENSIONS			BACK DIMENSIONS		
W		D		H		W		H	
IN	3	10	12	-	-	-	-	-	-
MM	76	254	305	-	-	-	-	-	-
RTA 00				1 pair per carton (pricing is for the pair, specifications are for one arm)					

DASH



model OTG11760B

STANDARD FEATURES

- Multi-purpose guest/occasional chair.
- Durable welded four-legged steel frame.
- Black mesh back with Black mesh fabric (MS20) seat.
- Nylon armcaps.
- Generous proportions.
- Compliant with the emissions guidelines set by the GREENGUARD Environmental Institute.
- Shipped knocked down (KD) - easy to assemble.
- Limited Lifetime Warranty (2-year exceptions apply - see page 148).
- Weight capacity for this series is 300 lbs.

DESCRIPTION

MODEL# / FEATURES



Guest Chair, Mesh Back and Uph Seat
Unit weight: 21 LB | 9.5 KG
Carton weight: 26 LB | 11.79 KG
Carton volume: 3.9 FT³ | 0.11 MT³

Ergonomic features:
M, N

List price

OTG11760B

265

OVERALL DIMENSIONS

W

D

H

IN

MM

23.5

597

23.5

597

34

864

SEAT DIMENSIONS

W

D

H

19.5

495

17.5

445

17.5

445

BACK DIMENSIONS

W

H

19

483

16.5

419

RTA 8



1 per carton



DORI 2



model OTG1220B

STANDARD FEATURES

- Multi-purpose stacking chairs.
- Strong welded steel frame in Chrome finish.
- Durable and easy to clean polypropylene back and seat. Available in Black only.
- Armchair has fiberglass reinforced polypropylene arms.
- Stackable up to 5 high on floor.
- Shipped fully assembled.
- Compliant with the emissions guidelines set by the GREENGUARD Environmental Institute.
- Limited Lifetime Warranty (2-year exceptions apply - see page 148).
- Weight capacity for this series is 300 lbs.

DESCRIPTION

MODEL# / FEATURES



Stacking Armchair
Unit weight: 15 LB | 6.8 KG
Carton weight: 17 LB | 7.71 KG
Carton volume: 14.5 FT³ | 0.41 MT³

Stacks 5 high.

List price

OTG1220B

183

OVERALL DIMENSIONS

W

D

H

IN

MM

22.5

572

21

533

30.5

775

SEAT DIMENSIONS

W

D

H

16.5

419

16

406

16

406

BACK DIMENSIONS

W

H

18

457

15.5

394

RTA 00

4 per carton (pricing and specifications are for one chair)



Armless Stacking Chair
Unit weight: 13 LB | 5.9 KG
Carton weight: 15 LB | 6.8 KG
Carton volume: 12.25 FT³ | 0.34 MT³

Stacks 5 high.

List price

OTG1221B

169

OVERALL DIMENSIONS

W

D

H

IN

MM

18

457

21

533

30.5

775

SEAT DIMENSIONS

W

D

H

16.5

419

16

406

16

406

BACK DIMENSIONS

W

H

18

457

15.5

394

RTA 00



4 per carton (pricing and specifications are for one chair)



EOR





model OTG3930B

model OTG3920B

STANDARD FEATURES

- Multi-purpose guest chair.
- Durable steel four-legged frame.
- Contoured back and seat cushions with waterfall seat edge.
- Welcoming soft self-skinned polyurethane armcaps.
- Seat shroud provides a clean overall finish.
- Seating surfaces are upholstered in Black Luxhide bonded leather.
- Mesh back is available in Black only.
- Compliant with the emissions guidelines set by the GREENGUARD Environmental Institute.
- Limited Lifetime Warranty (2-year exceptions apply - see page 148).
- Weight capacity for this series is 300 lbs.

DESCRIPTION	MODEL# / FEATURES									
 Upholstered Guest Chair Unit weight: 26 LB 11.8 KG Carton weight: 31 LB 14.06 KG Carton volume: 4.8 FT³ 0.13 MT³	List price									
	OTG3920B 289									
	OVERALL DIMENSIONS			SEAT DIMENSIONS			BACK DIMENSIONS			
		W	D	H	W	D	H	W	H	
	IN	24	24.5	34	19	19	19	18.5	16	
 Mesh Back Guest Chair Unit weight: 20 LB 9.1 KG Carton weight: 28 LB 12.7 KG Carton volume: 5.25 FT³ 0.14 MT³	List price									
	OTG3930B 289									
	OVERALL DIMENSIONS			SEAT DIMENSIONS			BACK DIMENSIONS			
		W	D	H	W	D	H	W	H	
	IN	24.75	24	34.25	19	19	19	18	17	
Ergonomic features: M, N		RTA 8		courier		1 per carton		GREENGUARD		

FLINT



model OTG10930

STANDARD FEATURES

- Mesh back synchro-tilter chair.
- Unique translucent grid offers additional support and a distinct look.
- Standard with height adjustable T-arms with self-skinned urethane (SSU) armcaps.
- Black base with dual wheel carpet casters (C1) is standard.
- Seat is upholstered in Black, Quilt (QL10) with Black mesh back.
- Compliant with the emissions guidelines set by the GREENGUARD Environmental Institute.
- Limited Lifetime Warranty (2-year exceptions apply - see page 148).
- Weight capacity for this series is 300 lbs.

CHAIR ADJUSTMENTS

- Synchro tilt with upright position tilt lock.
- Tilt tension adjustment.
- Pneumatic seat height adjustment.

OPTIONAL FEATURES

- Hard surface flooring casters (**C65R**) can be purchased separately. Add \$84/set.

DESCRIPTION

MODEL# / FEATURES



High Back Synchro-Tilter
Unit weight: 32 LB | 14.5 KG
Carton weight: 42 LB | 19.05 KG
Carton volume: 4.1 FT³ | 0.11 MT³

		List price						
OTG10930		423						
OVERALL DIMENSIONS			SEAT DIMENSIONS			BACK DIMENSIONS		
	W	D	H	W	D	H	W	H
IN	25.5	23	40	19.5	17.5	17-21	18	21
MM	648	584	1016	495	445	432-533	457	533
		Ergonomic features: A, B, C, H, L, M, N		RTA 2		courier 1 per carton	GREENGUARD	

FORMAT



model MVL3191



model MVL3192

STANDARD FEATURES

- Synchro-tilter chairs with mesh back and upholstered seat. Canadian made.
- Standard with height and width adjustable arms with soft self-skinned urethane (SSU) armcaps that slide forward and backward.
- Dual wheel carpet casters (C1) are standard.
- Air flow mesh back is available in Black only.
- Seating surface can be upholstered in Luxhide bonded leather, in various colors or in all Global grade 1 seating textiles (see page 144).
- MVL3192 features an adjustable headrest which tilts and moves up and down to fit comfortably into the curve of the neck.
- Compliant with the emissions guidelines set by the GREENGUARD Environmental Institute.
- Limited Lifetime Warranty (5-year exceptions apply - see page 148).
- Weight capacity for this series is 300 lbs.

CHAIR ADJUSTMENTS

- Synchro tilt with upright position tilt lock.
- Tilt tension adjustment.
- Ratchet back height and headrest adjustment.
- Pneumatic seat height adjustment.

OPTIONAL FEATURES

- For hard surface flooring casters, please specify (C9R). Add \$18/set.

ALTERNATE TEXTILE OPTIONS

- Graded-in textiles are available (seat only). No minimum quantities. Contact Customer Service for pricing.

DESCRIPTION

MODEL# / FEATURES



High Back Synchro-Tilter, Mesh Back and Uph Seat

Unit weight: 43 LB | 19.5 KG
Carton weight: 54 LB | 24.49 KG
Carton volume: 10.5 FT³ | 0.29 MT³

List price	
MVL3191	556

Luxhide bonded leather or fabric (previously MVL3191F)

Ergonomic features:
A, B, C, D, H, L, M, N, Q

OVERALL DIMENSIONS			SEAT DIMENSIONS			BACK DIMENSIONS	
W	D	H	W	D	H	W	H
IN 24.5	23	43	19.5	17.5	16-21	17.5	23-25.5
MM 622	584	1092	495	445	406-533	445	584-648
RTA 2		courier	1 per carton	CANADA		GREENGUARD	



High Back Synchro-Tilter w/Headrest, Mesh Back and Uph Seat

Unit weight: 45 LB | 20.5 KG
Carton weight: 56 LB | 25.4 KG
Carton volume: 11 FT³ | 0.31 MT³

List price	
MVL3192	618

Luxhide bonded leather or fabric (previously MVL3192F)

Ergonomic features:
A, B, C, D, H, L, M, N, Q

OVERALL DIMENSIONS			SEAT DIMENSIONS			BACK DIMENSIONS	
W	D	H	W	D	H	W	H
IN 24.5	23	50.5	19.5	17.5	16-21	17.5	30-32.5
MM 622	584	1283	495	445	406-533	445	762-826
RTA 2		courier	1 per carton	CANADA		GREENGUARD	



Headrest for Format Chairs

Unit weight: 1 LB | 0.5 KG
Carton weight: 2 LB | 0.91 KG
Carton volume: 0.5 FT³ | 0.01 MT³

List price	
MVL3196	63

Easily attaches to MVL3191.

Available in Black mesh only.

OVERALL DIMENSIONS			SEAT DIMENSIONS			BACK DIMENSIONS	
W	D	H	W	D	H	W	H
IN 11.25	4.5	9	-	-	-	-	-
MM 286	114	229	-	-	-	-	-
RTA 00		courier	1 per carton	CANADA		GREENGUARD	

A black office chair with armrests and a five-point base. The chair is shown from a side profile, facing right. It has a high backrest, a seat with a horizontal crease, and armrests. The base is a five-point star shape with casters.


model MVL2900

- Canadian made, ergonomic seating.
- Extra thick seat foam and contoured back.
- Standard with height and width adjustable arms with self-skinned urethane (SSU) armcaps.
- Dual wheel carpet casters (C65) are standard.
- Can be upholstered in all Global grade 1 seating textiles with the exception of Luxhide (see page 144).
- Compliant with the emissions guidelines set by the GREENGUARD Environmental Institute.
- Limited Lifetime Warranty (5-year exceptions apply - see page 148).
- Weight capacity for this series is 300 lbs.

- Multi-tilter with infinite position tilt lock.
- Infinite position back and seat angle adjustments, including forward tilt.
- Back height adjustment.
- Pneumatic seat height adjustment.

- For hard surface flooring casters, please specify **(C65R)**. Add \$18/set.
- For optional sliding seat depth adjustment, please specify **(MD)**. Add \$28.

- Graded-in textiles are available. No minimum quantities. Contact Customer Service for pricing.

DESCRIPTION	MODEL# / FEATURES									
	List price									
	MVL2900		511							
	Fabric									
	OVERALL DIMENSIONS			SEAT DIMENSIONS			BACK DIMENSIONS			
	W	D	H	W	D	H	W	H		
IN 24.5	25	41	19.5	19	17.5-21.5	20	20-22			
MM 622	635	1041	495	483	445-546	508	508-559			
Ergonomic features:										
A, B, C, D, F, G, H, M, N, Q										
RTA 2			courier		1 per carton		CANADA		certified	

Medium Back Multi-Tilter
Unit weight: 50 LB | 22.7 KG
Carton weight: 56 LB | 25.4 KG
Carton volume: 9.75 FT³ | 0.27 MT³

GENNEX



model OTG11340



model OTG11341

STANDARD FEATURES

- Multi-purpose guest/nesting chairs feature a flip up seat allowing chairs to stack horizontally.
- Durable Black steel frame.
- Black mesh back.
- Models with arms or without arms are available. Armchair features Black polyurethane armcaps.
- Dual wheel carpet casters are standard.
- Seat can be upholstered in all Global grade 1 seating textiles or in Luxhide bonded leather (see page 144).
- Compliant with the emissions guidelines set by the GREENGUARD Environmental Institute.
- Limited Lifetime Warranty (5-year exceptions apply - see page 148).
- Weight capacity for this series is 300 lbs.

OPTIONAL FEATURES

- Hard surface flooring casters (**C9RSET4**) can be purchased separately. Add \$67/set.

ALTERNATE TEXTILE OPTIONS

- Graded-in textiles are available (seat only). No minimum quantities. Contact Customer Service for pricing.

DESCRIPTION

MODEL# / FEATURES



Nesting Guest Armchair w/Casters, Mesh Back and Uph Seat




Unit weight: 24 LB | 10.9 KG
Carton weight: 29 LB | 13.15 KG
Carton volume: 15.75 FT³ | 0.44 MT³

Ergonomic features:
M, N

List price

OTG11340

448

OVERALL DIMENSIONS				SEAT DIMENSIONS			BACK DIMENSIONS	
	W	D	H	W	D	H	W	H
IN	25.5	22	33	17.5	16.5	20.5	17	15
MM	648	559	838	445	419	521	432	381
			 2 per carton					



Armless Nesting Guest Chair w/Casters, Mesh Back and Uph Seat




Unit weight: 21 LB | 9.5 KG
Carton weight: 25.5 LB | 11.57 KG
Carton volume: 13.25 FT³ | 0.37 MT³

Ergonomic features:
M, N

List price

OTG11341

403

OVERALL DIMENSIONS				SEAT DIMENSIONS			BACK DIMENSIONS	
	W	D	H	W	D	H	W	H
IN	22	22	33	17.5	16.5	20.5	17	15
MM	559	559	838	445	419	521	432	381
			 2 per carton					

GEO



model OTG11641B

STANDARD FEATURES

- Value priced, quality mesh seating.
- Scuff resistant arched base.
- Standard with height adjustable arms with durable self-skinned urethane (SSU) armcaps (except armless and tilter chairs).
- Tilter chair features fixed loop style polypropylene arms.
- Dual wheel carpet casters (C65) are standard.
- All models have a Black mesh back.
- Seat is upholstered in Black mesh fabric (MS20).
- Compliant with the emissions guidelines set by the GREENGUARD Environmental Institute.
- Limited Lifetime Warranty (2-year exceptions apply - see page 148).
- Weight capacity for this series is 300 lbs.

CHAIR ADJUSTMENTS

- **Tilter chair**
 - Center tilt with upright position tilt lock.
 - Tilt tension adjustment.
 - Pneumatic seat height adjustment.
- **Synchro-tilter chair**
 - Synchro tilt with upright position tilt lock.
 - Tilt tension adjustment.
 - Pneumatic seat height adjustment.
- **Task chair**
 - Task mechanism.
 - Pneumatic seat height adjustment.
- **Height adjustable chair**
 - Task mechanism.
 - Height adjustable Chrome footrest.
 - Pneumatic seat height adjustment.

OPTIONAL FEATURES

- Hard surface flooring casters (**C65R**) can be purchased separately. Add \$84/set.

DESCRIPTION

MODEL# / FEATURES



LB Tilter, Mesh Back and Uph Seat
Unit weight: 26 LB | 11.8 KG
Carton weight: 30 LB | 13.61 KG
Carton volume: 3.75 FT³ | 0.1 MT³

List price
OTG11636B 333
Black mesh fabric

OVERALL DIMENSIONS			SEAT DIMENSIONS			BACK DIMENSIONS	
W	D	H	W	D	H	W	H
IN 22	21	38	18.5	16.5	16.5-20.5	17.5	19
MM 559	533	965	470	419	419-521	445	483

Ergonomic features: A, B, C, M, N, S

RTA 8 courier 1 per carton

GREENGUARD



HB Synchro-Tilter, Mesh Back and Uph Seat
Unit weight: 38 LB | 17.3 KG
Carton weight: 43 LB | 19.5 KG
Carton volume: 4.75 FT³ | 0.13 MT³

List price
OTG11641B 520
Black mesh fabric

OVERALL DIMENSIONS			SEAT DIMENSIONS			BACK DIMENSIONS	
W	D	H	W	D	H	W	H
IN 25	23	43	20	17.5	16-20	18	25
MM 635	584	1092	508	445	406-508	457	635

Ergonomic features: A, B, C, H, L, M, N

RTA 8 courier 1 per carton

GREENGUARD



LB Armless Task, Mesh Back and Uph Seat
Unit weight: 25 LB | 11.4 KG
Carton weight: 30 LB | 13.61 KG
Carton volume: 3.75 FT³ | 0.1 MT³

List price
OTG11642B 281
Black mesh fabric

OVERALL DIMENSIONS			SEAT DIMENSIONS			BACK DIMENSIONS	
W	D	H	W	D	H	W	H
IN 19	20	37	19	17	15.5-20.5	17	19
MM 483	508	940	483	432	394-521	432	483

Ergonomic features: C, M, N

RTA 8 courier 1 per carton

GREENGUARD



LB Height Adjustable Task, Mesh Back and Uph Seat
Unit weight: 37 LB | 16.8 KG
Carton weight: 42 LB | 19.05 KG
Carton volume: 6 FT³ | 0.16 MT³

List price
OTG11678B 514
Black mesh fabric

OVERALL DIMENSIONS			SEAT DIMENSIONS			BACK DIMENSIONS	
W	D	H	W	D	H	W	H
IN 25.5	22	46	19	17	22-32	17.5	20
MM 648	559	1168	483	432	559-813	445	508

Ergonomic features: C, H, M, N

RTA 8 courier 1 per carton

GREENGUARD

HARDY



model OTG13080

STANDARD FEATURES





- Light lounge swivel chair.
- Aluminum base with Chrome finished cylinder
- Black nylon glides are standard on model OTG13080.
- Dual wheel casters are standard on model OTG13081. Acceptable for use on hard surface flooring.
- Can be upholstered in all Global grade 1 seating textiles or in Luxhide bonded leather (see page 144).
- Limited Lifetime Warranty (5-year exceptions apply - see page 148).
- Weight capacity for this series is 300 lbs.

CHAIR ADJUSTMENTS

- Pneumatic seat height adjustment.

ALTERNATE TEXTILE OPTIONS

- Graded-in textiles are available. No minimum quantities. Contact Customer Service for pricing.

DESCRIPTION	MODEL# / FEATURES									
 Swivel Lounge w/Glides Unit weight: 27 LB 12.3 KG Carton weight: 32 LB 14.51 KG Carton volume: 9.25 FT³ 0.26 MT³	List price									
	OTG13080		803							
	OVERALL DIMENSIONS			SEAT DIMENSIONS			BACK DIMENSIONS			
		W	D	H	W	D	H	W	H	
	IN	25	26	33	15.5	17.5	16.5-20.5	14	14.5	
	MM	635	660	838	394	445	419-521	356	368	
	Ergonomic features:		RTA 1		courier		1 per carton			
C, M, N										
 Swivel Lounge w/Casters Unit weight: 27 LB 12.3 KG Carton weight: 32 LB 14.51 KG Carton volume: 9.25 FT³ 0.26 MT³	List price									
	OTG13081		803							
	OVERALL DIMENSIONS			SEAT DIMENSIONS			BACK DIMENSIONS			
		W	D	H	W	D	H	W	H	
	IN	25	26	33	15.5	17.5	16.5-20.5	14	14.5	
	MM	635	660	838	394	445	419-521	356	368	
	Ergonomic features:		RTA 1		courier		1 per carton			
C, M, N										

IBEX



model MVL2801



model MVL2814



model MVL2807



model MVL2809

STANDARD FEATURES

- Ergonomic mesh seating designed to promote good posture and provide maximum comfort. Designed by Zooey Chu, Canadian made.
- Available with four different mechanism options: synchro-tilter, multi-tilter, tilter and task. Height adjustable chairs available with task mechanism only.
- Standard with height adjustable T-arms with self-skinned urethane (SSU) armcaps (except armless and guest chairs).
- Dual wheel carpet casters (C1) are standard (except four-legged guest chairs).
- Guest chairs have polymer armcaps (except armless models), a welded steel wall saver frame and are shipped fully assembled.
- Mesh back and mesh seat models can only be upholstered in Black mesh (MS69).
- Mesh back and upholstered seat models: Mesh back is available in Black (MS69) only and seating surface can be upholstered in Luxhide bonded leather (various colors) or in all Global grade 1 seating textiles (see page 144).
- Compliant with the emissions guidelines set by the GREENGUARD Environmental Institute.
- Limited Lifetime Warranty (5-year exceptions apply - see page 148).
- Weight capacity for this series is 300 lbs.

OPTIONAL FEATURES

- For hard surface flooring casters, please specify (C9R). Add \$18/set.
- For optional sliding seat depth adjustment on multi-tilter chairs, please specify (MD). Add \$28.






ALTERNATE TEXTILE OPTIONS




















- Graded-in textiles are available (seat only). No minimum quantities. Contact Customer Service for pricing.






CHAIR ADJUSTMENTS





















- Synchro-tilter chairs**
 - Synchro tilt with multi-position tilt lock.
 - Tilt tension adjustment.
 - Adjustable lumbar support.
 - Pneumatic seat height adjustment.
- Multi-tilter chairs**
 - Infinite position tilt lock.
 - Tilt tension adjustment.
 - Infinite back and seat angle adjustment.
 - Adjustable lumbar support.
 - Pneumatic seat height adjustment.
- Tilter chairs**
 - Center tilt with upright position tilt lock.
 - Tilt tension adjustment.
 - Seat depth adjustment.
 - Adjustable lumbar support.
 - Pneumatic seat height adjustment.
- Task chairs**
 - Seat depth adjustment.
 - Adjustable lumbar support.
 - Pneumatic seat height adjustment.
- Height adjustable chairs**
 - Task mechanism.
 - Adjustable lumbar support.
 - Pneumatic seat height adjustment.
 - Height adjustable Chrome footrest.













<

DESCRIPTION		MODEL# / FEATURES						
	List price							
	MVL2804 551 Luxhide bonded leather or fabric (previously MVL2804F)							
	OVERALL DIMENSIONS		SEAT DIMENSIONS					
	W	D	H	W	D	H	BACK DIMENSIONS	
							W	H
IN 26 26.5 38.5 20 18.5 16.5-21.5 19.5 20.5								
MM 660 673 978 508 470 419-546 495 521								
Tilter, Mesh Back and Uph Seat Unit weight: 40 LB 18.2 KG Carton weight: 49 LB 22.23 KG Carton volume: 10.5 FT³ 0.29 MT³		Ergonomic features: A, B, C, D, E, H, M, N, S		RTA 2	courier	1 per carton	CANADA	GREENGUARD
	List price							
	MVL2806 501 Luxhide bonded leather or fabric (previously MVL2806F)							
	OVERALL DIMENSIONS		SEAT DIMENSIONS					
	W	D	H	W	D	H	BACK DIMENSIONS	
							W	H
IN 26 26.5 37 20 18.5 16-21 19.5 20.5								
MM 660 673 940 508 470 406-533 495 521								
Task, Mesh Back and Uph Seat Unit weight: 32 LB 14.5 KG Carton weight: 41 LB 18.6 KG Carton volume: 10.5 FT³ 0.29 MT³		Ergonomic features: C, D, E, H, M, N		RTA 2	courier	1 per carton	CANADA	GREENGUARD
	List price							
	MVL2807 575 Luxhide bonded leather or fabric (previously MVL2807F)							
	OVERALL DIMENSIONS		SEAT DIMENSIONS					
	W	D	H	W	D	H	BACK DIMENSIONS	
							W	H
IN 20 26.5 48 20 18.5 23-33 19.5 20.5								
MM 508 673 1219 508 470 584-838 495 521								
Armless Height Adjustable, Mesh Back and Uph Seat Unit weight: 31 LB 14.1 KG Carton weight: 40 LB 18.14 KG Carton volume: 10.5 FT³ 0.29 MT³		Ergonomic features: C, D, M, N		RTA 2	courier	1 per carton	CANADA	GREENGUARD
	List price							
	MVL2808 671 Luxhide bonded leather or fabric (previously MVL2808F)							
	OVERALL DIMENSIONS		SEAT DIMENSIONS					
	W	D	H	W	D	H	BACK DIMENSIONS	
							W	H
IN 26 26.5 48 20 18.5 23-33 19.5 20.5								
MM 660 673 1219 508 470 584-838 495 521								
Height Adjustable w/Arms, Mesh Back and Uph Seat Unit weight: 37 LB 16.8 KG Carton weight: 46 LB 20.87 KG Carton volume: 10.5 FT³ 0.29 MT³		Ergonomic features: C, D, H, M, N		RTA 2	courier	1 per carton	CANADA	GREENGUARD
	List price							
	MVL2809 424 Luxhide bonded leather or fabric (previously MVL2809F)							
	OVERALL DIMENSIONS		SEAT DIMENSIONS					
	W	D	H	W	D	H	BACK DIMENSIONS	
							W	H
IN 25.25 24 34.5 19.5 18 17.5 19 17								
MM 641 610 876 495 457 445 483 432								
Guest Chair, Mesh Back and Uph Seat Unit weight: 20 LB 9.1 KG Carton weight: 26 LB 11.79 KG Carton volume: 13.5 FT³ 0.38 MT³		Stacks 5 high.		RTA 00		1 per carton	CANADA	GREENGUARD

DESCRIPTION		MODEL# / FEATURES					
	List price						
	MVL2809C	513					
	Luxhide bonded leather or fabric (previously MVL2809CF)						
Guest Chair w/Casters, Mesh Back and Uph Seat Unit weight: 20 LB 9.1 KG Carton weight: 26 LB 11.79 KG Carton volume: 13.5 FT³ 0.38 MT³		Ergonomic features: M, N	RTA 00	1 per carton			
	List price						
	MVL2811	654					
	Luxhide bonded leather or fabric (previously MVL2811F)						
Synchro-Tilter, Uph Back and Seat Unit weight: 42 LB 19.1 KG Carton weight: 51 LB 23.13 KG Carton volume: 10.5 FT³ 0.29 MT³		Ergonomic features: A, B, C, D, H, L, M, N	RTA 2		1 per carton		
	List price						
	MVL2813	708					
	Luxhide bonded leather or fabric (previously MVL2813F)						
Multi-Tilter, Uph Back and Seat Unit weight: 47 LB 21.4 KG Carton weight: 56 LB 25.4 KG Carton volume: 10.5 FT³ 0.29 MT³		Ergonomic features: A, B, C, D, F, G, H, M, N, S	RTA 2		1 per carton		
	List price						
	MVL2814	628					
	Luxhide bonded leather or fabric (previously MVL2814F)						
Tilter, Uph Back and Seat Unit weight: 40 LB 18.2 KG Carton weight: 49 LB 22.23 KG Carton volume: 10.5 FT³ 0.29 MT³		Ergonomic features: A, B, C, D, E, H, M, N, S	RTA 2		1 per carton		
	List price						
	MVL2816	580					
	Luxhide bonded leather or fabric (previously MVL2816F)						
Task, Uph Back and Seat Unit weight: 32 LB 14.5 KG Carton weight: 41 LB 18.6 KG Carton volume: 10.5 FT³ 0.29 MT³		Ergonomic features: C, D, E, H, M, N	RTA 2		1 per carton		

DESCRIPTION	MODEL# / FEATURES									
	List price									
	MVL2817 Luxhide bonded leather or fabric (previously MVL2817F)									
	652									
Armless Height Adjustable, Uph Back and Seat Unit weight: 31 LB 14.1 KG Carton weight: 40 LB 18.14 KG Carton volume: 10.5 FT³ 0.29 MT³	OVERALL DIMENSIONS			SEAT DIMENSIONS			BACK DIMENSIONS			
	W D H			W D H			W H			
	IN 20	26.5	48	20	18.5	23-33	19.5	20.5		
	MM 508	673	1219	508	470	584-838	495	521		
Ergonomic features: C, D, M, N	RTA 2			courier		1 per carton		CANADA		certified
	List price									
	MVL2818 Luxhide bonded leather or fabric (previously MVL2818F)									
	747									
Height Adjustable w/Arms, Uph Back and Seat Unit weight: 37 LB 16.8 KG Carton weight: 46 LB 20.87 KG Carton volume: 10.5 FT³ 0.29 MT³	OVERALL DIMENSIONS			SEAT DIMENSIONS			BACK DIMENSIONS			
	W D H			W D H			W H			
	IN 26	26.5	48	20	18.5	23-33	19.5	20.5		
	MM 660	673	1219	508	470	584-838	495	521		
Ergonomic features: C, D, H, M, N	RTA 2			courier		1 per carton		CANADA		certified
	List price									
	MVL2819 Luxhide bonded leather or fabric (previously MVL2819F)									
	498									
Guest Chair, Uph Back and Seat Unit weight: 20 LB 9.1 KG Carton weight: 26 LB 11.79 KG Carton volume: 13.5 FT³ 0.38 MT³	OVERALL DIMENSIONS			SEAT DIMENSIONS			BACK DIMENSIONS			
	W D H			W D H			W H			
	IN 25.25	24	34.5	19.5	18	17.5	19	17		
	MM 641	610	876	495	457	445	483	432		
Ergonomic features: M, N	RTA 00					1 per carton		CANADA		certified
	List price									
	MVL2819C Luxhide bonded leather or fabric (previously MVL2819CF)									
	583									
Guest Chair w/Casters, Uph Back and Seat Unit weight: 20 LB 9.1 KG Carton weight: 26 LB 11.79 KG Carton volume: 13.5 FT³ 0.38 MT³	OVERALL DIMENSIONS			SEAT DIMENSIONS			BACK DIMENSIONS			
	W D H			W D H			W H			
	IN 25.25	24	34.5	19.5	18	17.5	19	17		
	MM 641	610	876	495	457	445	483	432		
Ergonomic features: M, N	RTA 00					1 per carton		CANADA		certified
	List price									
	MVL2821 Black mesh									
	686									
Synchro-Tilter, Mesh Back and Seat Unit weight: 42 LB 19.1 KG Carton weight: 51 LB 23.13 KG Carton volume: 10.5 FT³ 0.29 MT³	OVERALL DIMENSIONS			SEAT DIMENSIONS			BACK DIMENSIONS			
	W D H			W D H			W H			
	IN 26	26.5	39.5	20	18.5	16.5-21.5	19.5	20.5		
	MM 660	673	1003	508	470	419-546	495	521		
Ergonomic features: A, B, C, D, H, L, M	RTA 2			courier		1 per carton		FACTORY TESTED ASSEMBLED CANOY TESTE MONTÉ		certified

DESCRIPTION		MODEL# / FEATURES																																	
	Multi-Tilter, Mesh Back and Seat Unit weight: 47 LB 21.4 KG Carton weight: 56 LB 25.4 KG Carton volume: 10.5 FT³ 0.29 MT³	List price																																	
		MVL2823 Black mesh	738																																
		<table><tr><th colspan="3">OVERALL DIMENSIONS</th><th colspan="3">SEAT DIMENSIONS</th><th colspan="2">BACK DIMENSIONS</th></tr><tr><th>W</th><th>D</th><th>H</th><th>W</th><th>D</th><th>H</th><th>W</th><th>H</th></tr><tr><td>IN 26</td><td>27</td><td>39.5</td><td>20</td><td>18.5</td><td>17.5-22.5</td><td>19.5</td><td>20</td></tr><tr><td>MM 660</td><td>686</td><td>1003</td><td>508</td><td>470</td><td>445-572</td><td>495</td><td>508</td></tr></table>		OVERALL DIMENSIONS			SEAT DIMENSIONS			BACK DIMENSIONS		W	D	H	W	D	H	W	H	IN 26	27	39.5	20	18.5	17.5-22.5	19.5	20	MM 660	686	1003	508	470	445-572	495	508
		OVERALL DIMENSIONS			SEAT DIMENSIONS			BACK DIMENSIONS																											
		W	D	H	W	D	H	W	H																										
IN 26	27	39.5	20	18.5	17.5-22.5	19.5	20																												
MM 660	686	1003	508	470	445-572	495	508																												
Ergonomic features: A, B, C, D, F, G, H, M, S																																			
<div>RTA 2</div> <div> 1 per carton</div> <div> </div>																																			
	Tilter, Mesh Back and Seat Unit weight: 40 LB 18.2 KG Carton weight: 49 LB 22.23 KG Carton volume: 10.5 FT³ 0.29 MT³	List price																																	
		MVL2824 Black mesh	659																																
		<table><tr><th colspan="3">OVERALL DIMENSIONS</th><th colspan="3">SEAT DIMENSIONS</th><th colspan="2">BACK DIMENSIONS</th></tr><tr><th>W</th><th>D</th><th>H</th><th>W</th><th>D</th><th>H</th><th>W</th><th>H</th></tr><tr><td>IN 26</td><td>26.5</td><td>38.5</td><td>20</td><td>18.5</td><td>16.5-21.5</td><td>19.5</td><td>20.5</td></tr><tr><td>MM 660</td><td>673</td><td>978</td><td>508</td><td>470</td><td>419-546</td><td>495</td><td>521</td></tr></table>		OVERALL DIMENSIONS			SEAT DIMENSIONS			BACK DIMENSIONS		W	D	H	W	D	H	W	H	IN 26	26.5	38.5	20	18.5	16.5-21.5	19.5	20.5	MM 660	673	978	508	470	419-546	495	521
		OVERALL DIMENSIONS			SEAT DIMENSIONS			BACK DIMENSIONS																											
		W	D	H	W	D	H	W	H																										
IN 26	26.5	38.5	20	18.5	16.5-21.5	19.5	20.5																												
MM 660	673	978	508	470	419-546	495	521																												
Ergonomic features: A, B, C, D, E, H, M, S																																			
<div>RTA 2</div> <div> 1 per carton</div> <div> </div>																																			
	Task, Mesh Back and Seat Unit weight: 32 LB 14.5 KG Carton weight: 41 LB 18.6 KG Carton volume: 10.5 FT³ 0.29 MT³	List price																																	
		MVL2826 Black mesh	612																																
		<table><tr><th colspan="3">OVERALL DIMENSIONS</th><th colspan="3">SEAT DIMENSIONS</th><th colspan="2">BACK DIMENSIONS</th></tr><tr><th>W</th><th>D</th><th>H</th><th>W</th><th>D</th><th>H</th><th>W</th><th>H</th></tr><tr><td>IN 26</td><td>26.5</td><td>37</td><td>20</td><td>18.5</td><td>16-21</td><td>19.5</td><td>20.5</td></tr><tr><td>MM 660</td><td>673</td><td>940</td><td>508</td><td>470</td><td>406-533</td><td>495</td><td>521</td></tr></table>		OVERALL DIMENSIONS			SEAT DIMENSIONS			BACK DIMENSIONS		W	D	H	W	D	H	W	H	IN 26	26.5	37	20	18.5	16-21	19.5	20.5	MM 660	673	940	508	470	406-533	495	521
		OVERALL DIMENSIONS			SEAT DIMENSIONS			BACK DIMENSIONS																											
		W	D	H	W	D	H	W	H																										
IN 26	26.5	37	20	18.5	16-21	19.5	20.5																												
MM 660	673	940	508	470	406-533	495	521																												
Ergonomic features: C, D, E, H, M																																			
<div>RTA 2</div> <div> 1 per carton</div> <div> </div>																																			
	Armless Height Adjustable, Mesh Back and Seat Unit weight: 31 LB 14.1 KG Carton weight: 40 LB 18.14 KG Carton volume: 10.5 FT³ 0.29 MT³	List price																																	
		MVL2827 Black mesh	684																																
		<table><tr><th colspan="3">OVERALL DIMENSIONS</th><th colspan="3">SEAT DIMENSIONS</th><th colspan="2">BACK DIMENSIONS</th></tr><tr><th>W</th><th>D</th><th>H</th><th>W</th><th>D</th><th>H</th><th>W</th><th>H</th></tr><tr><td>IN 20</td><td>26.5</td><td>48</td><td>20</td><td>18.5</td><td>23-33</td><td>19.5</td><td>20.5</td></tr><tr><td>MM 508</td><td>673</td><td>1219</td><td>508</td><td>470</td><td>584-838</td><td>495</td><td>521</td></tr></table>		OVERALL DIMENSIONS			SEAT DIMENSIONS			BACK DIMENSIONS		W	D	H	W	D	H	W	H	IN 20	26.5	48	20	18.5	23-33	19.5	20.5	MM 508	673	1219	508	470	584-838	495	521
		OVERALL DIMENSIONS			SEAT DIMENSIONS			BACK DIMENSIONS																											
		W	D	H	W	D	H	W	H																										
IN 20	26.5	48	20	18.5	23-33	19.5	20.5																												
MM 508	673	1219	508	470	584-838	495	521																												
Ergonomic features: C, D, M																																			
<div>RTA 2</div> <div> 1 per carton</div> <div> </div>																																			
	Height Adjustable w/Arms, Mesh Back and Seat Unit weight: 37 LB 16.8 KG Carton weight: 46 LB 20.87 KG Carton volume: 10.5 FT³ 0.29 MT³	List price																																	
		MVL2828 Black mesh	778																																
		<table><tr><th colspan="3">OVERALL DIMENSIONS</th><th colspan="3">SEAT DIMENSIONS</th><th colspan="2">BACK DIMENSIONS</th></tr><tr><th>W</th><th>D</th><th>H</th><th>W</th><th>D</th><th>H</th><th>W</th><th>H</th></tr><tr><td>IN 26</td><td>26.5</td><td>48</td><td>20</td><td>18.5</td><td>23-33</td><td>19.5</td><td>20.5</td></tr><tr><td>MM 660</td><td>673</td><td>1219</td><td>508</td><td>470</td><td>584-838</td><td>495</td><td>521</td></tr></table>		OVERALL DIMENSIONS			SEAT DIMENSIONS			BACK DIMENSIONS		W	D	H	W	D	H	W	H	IN 26	26.5	48	20	18.5	23-33	19.5	20.5	MM 660	673	1219	508	470	584-838	495	521
		OVERALL DIMENSIONS			SEAT DIMENSIONS			BACK DIMENSIONS																											
		W	D	H	W	D	H	W	H																										
IN 26	26.5	48	20	18.5	23-33	19.5	20.5																												
MM 660	673	1219	508	470	584-838	495	521																												
Ergonomic features: C, D, H, M																																			
<div>RTA 2</div> <div> 1 per carton</div> <div> </div>																																			

DESCRIPTION	MODEL# / FEATURES									
	List price									
	MVL2831 395 Luxhide bonded leather or fabric (previously MVL2831F)									
	OVERALL DIMENSIONS			SEAT DIMENSIONS			BACK DIMENSIONS			
		W	D	H	W	D	H	W	H	
	IN	20	24	34.5	19.5	18	17.5	19	17	
	MM	508	610	876	495	457	445	483	432	
	Stacks 5 high.									
	Ergonomic features: M, N									
	RTA 00			1 per carton			 			
	Armless Guest Chair, Mesh Back and Uph Seat Unit weight: 19 LB 8.6 KG Carton weight: 25 LB 11.34 KG Carton volume: 13 FT³ 0.36 MT³									
	List price									
	MVL2831C 485 Luxhide bonded leather or fabric (previously MVL2831CF)									
	OVERALL DIMENSIONS			SEAT DIMENSIONS			BACK DIMENSIONS			
		W	D	H	W	D	H	W	H	
	IN	20	24	34.5	19.5	18	17.5	19	17	
	MM	508	610	876	495	457	445	483	432	
	Stacks 5 high.									
	Ergonomic features: M, N									
	RTA 00			1 per carton			 			
	Armless Guest Chair w/Casters, Mesh Back and Uph Seat Unit weight: 19 LB 8.6 KG Carton weight: 25 LB 11.34 KG Carton volume: 13 FT³ 0.36 MT³									
	List price									
	MVL2832 469 Luxhide bonded leather or fabric (previously MVL2832F)									
	OVERALL DIMENSIONS			SEAT DIMENSIONS			BACK DIMENSIONS			
		W	D	H	W	D	H	W	H	
	IN	20	24	34.5	19.5	18	17.5	19	17	
	MM	508	610	876	495	457	445	483	432	
	Stacks 5 high.									
	Back exterior upholstered in Jenny, Ebony (JN02).									
	Ergonomic features: M, N									
	RTA 00			1 per carton			 			
Armless Guest Chair, Uph Back and Seat Unit weight: 20 LB 9.1 KG Carton weight: 26 LB 11.79 KG Carton volume: 13 FT³ 0.36 MT³										
	List price									
	MVL2832C 553 Luxhide bonded leather or fabric (previously MVL2832CF)									
	OVERALL DIMENSIONS			SEAT DIMENSIONS			BACK DIMENSIONS			
		W	D	H	W	D	H	W	H	
	IN	20	24	34.5	19.5	18	17.5	19	17	
	MM	508	610	876	495	457	445	483	432	
	Stacks 5 high.									
	Back exterior upholstered in Jenny, Ebony (JN02).									
	Ergonomic features: M, N									
	RTA 00			1 per carton			 			
Armless Guest Chair w/Casters, Uph Back and Seat Unit weight: 20 LB 9.1 KG Carton weight: 26 LB 11.79 KG Carton volume: 13 FT³ 0.36 MT³										

IONIC BENCHES



model MLUB-2

STANDARD FEATURES

- Upholstered bench with signature H-legs and generous seating area in one, two and three seater options.
- Durable and ideal for open spaces and common areas.
- 2" thick fully upholstered cushions banded on all four sides.
- Cushion is secured to H-legs with T-nuts.
- Can be upholstered in all Global grade 1 seating textiles or in Luxhide bonded leather (see page 144).
- Shipped easy to assemble.
- Limited Lifetime Warranty (5-year exceptions apply - see page 148).
- Weight capacity for this series is 300 lbs.

LEG FINISHES



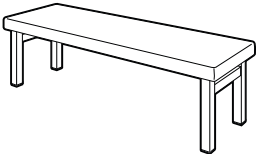
- Legs are painted in a durable Sandtex finish with low profile plastic glides. Available in the following finishes:
BLK Black
DWT Designer White
TUN Tungsten

ALTERNATE TEXTILE OPTIONS

- Graded-in textiles are available. No minimum quantities. Contact Customer Service for pricing.

COMPLEMENTARY COFFEE TABLES

- For Ionic coffee tables, see page 112.

DESCRIPTION	MODEL# / FEATURES
	List price
	MLUB-1495
	
One Seater Bench Unit weight: 19 LB 8.6 KG Carton weight: 24 LB 10.89 KG Carton volume: 3.4 FT³ 0.09 MT³	
	List price
	MLUB-2595
	
Two Seater Bench Unit weight: 26 LB 11.8 KG Carton weight: 32 LB 14.51 KG Carton volume: 4.3 FT³ 0.12 MT³	
	List price
	MLUB-3760
	
Three Seater Bench Unit weight: 43 LB 19.5 KG Carton weight: 51 LB 23.13 KG Carton volume: 5.5 FT³ 0.15 MT³	

OVERALL DIMENSIONS			SEAT DIMENSIONS			BACK DIMENSIONS	
W	D	H	W	D	H	W	H
IN 26.5 MM 673	20.5 521	18 457	-	-	-	-	-
RTA 1	courier	1 cartons	CANADA				

OVERALL DIMENSIONS			SEAT DIMENSIONS			BACK DIMENSIONS	
W	D	H	W	D	H	W	H
IN 42.5 MM 1080	20.5 521	18 457	-	-	-	-	-
RTA 1	courier	1 cartons	CANADA				

OVERALL DIMENSIONS			SEAT DIMENSIONS			BACK DIMENSIONS	
W	D	H	W	D	H	W	H
IN 63.5 MM 1613	20.5 521	18 457	-	-	-	-	-
RTA 1	courier	1 cartons	CANADA				

JAVA



model OTG10902

STANDARD FEATURES

- Tilter chair with durable rear shroud.
- Flared fixed loop arms.
- Black frame and Black spider base.
- Dual wheel carpet casters (C65) are standard.
- Only available in Black mesh fabric (MS20) seat with contrasting Grey mesh back.
- Compliant with the emissions guidelines set by the GREENGUARD Environmental Institute.
- Limited Lifetime Warranty (2-year exceptions apply - see page 148).
- Weight capacity for this series is 300 lbs.

CHAIR ADJUSTMENTS

- Center tilt with upright position tilt lock.
- Tilt tension adjustment.
- Pneumatic seat height adjustment.

OPTIONAL FEATURES

- Hard surface flooring casters (**C65R**) can be purchased separately. Add \$84/set.

DESCRIPTION

MODEL# / FEATURES



High Back Tilter
Unit weight: 23 LB | 10.5 KG
Carton weight: 28 LB | 12.7 KG
Carton volume: 3.4 FT³ | 0.09 MT³

Ergonomic features:
A, B, C, M, N, S

List price

OTG10902

322

OVERALL DIMENSIONS				SEAT DIMENSIONS			BACK DIMENSIONS	
	W	D	H	W	D	H	W	H
IN	24	23	39	19.5	17	17-21	18	20
MM	610	584	991	495	432	432-533	457	508
RTA 8			courier		1 per carton			

KAYSEE



model OTG12112B

STANDARD FEATURES


- Mesh high back tilter chair.
- Standard with height adjustable T-arms with self-skinned urethane (SSU) armcaps.
- Black base with dual wheel carpet casters (C1) are standard.
- Only available with Black Luxhide bonded leather seat and Black mesh back.
- Compliant with the emissions guidelines set by the GREENGUARD Environmental Institute.
- Limited Lifetime Warranty (2-year exceptions apply - see page 148).
- Weight capacity for this series is 300 lbs.

CHAIR ADJUSTMENTS

- Center tilt with upright position tilt lock.
- Tilt tension adjustment.
- Height adjustable flexible lumbar support.
- Pneumatic seat height adjustment.

OPTIONAL FEATURES

- Hard surface flooring casters (**C9R**) can be purchased separately. Add \$84/set.

DESCRIPTION		MODEL# / FEATURES									
 High Back Tilter Unit weight: 34 LB 15.5 KG Carton weight: 40 LB 18.14 KG Carton volume: 4.1 FT³ 0.11 MT³		List price									
	OTG12112B	385									
		OVERALL DIMENSIONS			SEAT DIMENSIONS			BACK DIMENSIONS			
		W	D	H	W	D	H	W	H		
	IN	25	24	41	20	18	16.5-20.5	18	22		
	MM	635	610	1041	508	457	419-521	457	559		
	Ergonomic features:	RTA 8		courier		1 per carton					
	A, B, C, D, H, L, M, N										

KAZAN



model OTG11670B

STANDARD FEATURES




- Unique design by Zooey Chu.
- Comfortable multi-segmented cushions with deep padding.
- Double needle decorative stitch details.
- Fully upholstered arms.
- Dual wheel carpet casters (C65) are standard
- Seating surfaces are upholstered in Black Luxhide bonded leather.
- Compliant with the emissions guidelines set by the GREENGUARD Environmental Institute.
- Limited Lifetime Warranty (2-year exceptions apply - see page 148).
- Weight capacity for this series is 300 lbs.

CHAIR ADJUSTMENTS

- Center tilt with upright position tilt lock.
- Tilt tension adjustment.
- Pneumatic seat height adjustment.

OPTIONAL FEATURES

- Hard surface flooring casters (**C65R**) can be purchased separately. Add \$84/set.

DESCRIPTION		MODEL# / FEATURES									
		List price									
	OTG11670B	630									
		OVERALL DIMENSIONS			SEAT DIMENSIONS			BACK DIMENSIONS			
		W	D	H	W	D	H	W	H		
		IN MM	25.5 648	29.5 749	46 1168	21.5 546	20 508	17-21 432-533	17.5 445	27.5 699	
High Back Tilter Unit weight: 54 LB 24.5 KG Carton weight: 60 LB 27.22 KG Carton volume: 8 FT³ 0.22 MT³		Ergonomic features: A, B, C, M, N, S									
		RTA 8				1 per carton					

KENO



model OTG11657B

STANDARD FEATURES

- Mesh back manager's tilter chair.
- Contoured back with internal lumbar strap provides excellent support.
- Chrome steel base with dual wheel carpet casters (C65) is standard.
- Chrome steel arms with removable armcaps.
- Only available in Black mesh fabric (MS20) seat with Black mesh back.
- Compliant with the emissions guidelines set by the GREENGUARD Environmental Institute.
- Limited Lifetime Warranty (2-year exceptions apply - see page 148).
- Weight capacity for this series is 300 lbs.

CHAIR ADJUSTMENTS

- Center tilt with upright position tilt lock.
- Tilt tension adjustment.
- Pneumatic seat height adjustment.

OPTIONAL FEATURES

- Hard surface flooring casters (**C65R**) can be purchased separately. Add \$84/set.

DESCRIPTION

MODEL# / FEATURES



Tilter, Mesh Back
Unit weight: 35 LB | 15.9 KG
Carton weight: 40 LB | 18.14 KG
Carton volume: 3.9 FT³ | 0.11 MT³

OTG11657B List price
532

Ergonomic features:
A, B, C, M, N, S

OVERALL DIMENSIONS			SEAT DIMENSIONS			BACK DIMENSIONS	
W	D	H	W	D	H	W	H
IN 24	23.5	41	20	17.5	16.5-20.5	19	21.5
MM 610	597	1041	508	445	419-521	483	546
RTA B		courier	1 per carton		GREENGUARD		

LITE-LIFT



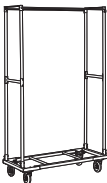



model OTG11674

STANDARD FEATURES

- Multi-purpose folding chair.
- Lightweight, durable, portable and easy to clean.
- Folds flat for compact storage.
- Molded plastic seat and back in Oyster Grey only.
- Strong steel frame in Charcoal color with epoxy coating.
- Stackable up to 25 high on dolly (MVL2776).
- Shipped fully assembled.
- Limited Lifetime Warranty (1-year exceptions apply - see page 148).
- Weight capacity for this series is 200 lbs.

For complementary Lite-Lift folding tables, see page 125.

DESCRIPTION		MODEL# / FEATURES	
 Armless Folding Chairs - Set of 4 Unit weight: 12 LB 5.5 KG Carton weight: 54 LB 24.49 KG Carton volume: 5.23 FT³ 0.14 MT³		List price	
	OTG11674	414	
		<div>OVERALL DIMENSIONS</div> <div>W D H</div>	
		<div>SEAT DIMENSIONS</div> <div>W D H</div>	
		<div>BACK DIMENSIONS</div> <div>W H</div>	
		<div>IN 19 22 33.5</div> <div>MM 483 559 851</div>	
		<div>16 17 17.5</div> <div>406 432 445</div>	
		<div>18.5 17</div> <div>470 432</div>	
		<div><div>RTA 00</div><div></div></div> <div>1 carton (pricing is for the set, specifications are for one chair)</div>	
 Dolly Unit weight: 43 LB 19.5 KG Carton weight: 48 LB 21.77 KG Carton volume: 3.08 FT³ 0.08 MT³		List price	
	MVL2776	430	
		<div>OVERALL DIMENSIONS</div> <div>W D H</div>	
		<div>SEAT DIMENSIONS</div> <div>W D H</div>	
		<div>BACK DIMENSIONS</div> <div>W H</div>	
		<div>IN 18.5 43.5 74.75</div> <div>MM 470 1105 1899</div>	
		<div>- - -</div> <div>- - -</div>	
		<div><div>RTA 8</div><div></div></div> <div>1 per carton</div>	
		<div>Stacks OTG11674 chairs horizontally, up to 25 high.</div>	

LOCATE



Sample layout
Five single seat units, two end arms, one table bridge and one corner table



Sample layout
Five single bench units, one table bridge and one corner table

STANDARD FEATURES

- Locate is a modular seating series that is easy to configure, durable and ideal for linear and corner spaces.
- Modular non-handed linking components, can be reconfigured to suit your space.
- Cushions are fully upholstered and mounted on welded steel sled bases.
- Can be upholstered in all Global grade 1 seating textiles or in Luxhide bonded leather (see page 144).
- Tables are made from 45 lb. density particle board covered with thermally fused laminate on both sides.
- Tables are available in all Ionic finishes (see page 145).
- Most units can be ganged together with connecting brackets. Connecting brackets are not included with all models (see model description for details).
- Compliant with the emissions guidelines set by the GREENGUARD Environmental Institute.
- Limited Lifetime Warranty (5-year exceptions apply - see page 148).
- Weight capacity for this series is 300 lbs. per seat.

OPTIONAL FEATURES

- Welded steel sled base and posts are available in Black (**BLK**) or Tungsten (**TUN**) finish, please specify. No upcharge.
- For Chrome finish frame on single seats, please specify (**CHM**). Add \$59.
- For Chrome finish frame on tables or benches, please specify (**CHM**). Add \$36.

ALTERNATE TEXTILE OPTIONS

- Graded-in textiles are available. No minimum quantities. Contact Customer Service for pricing.

DESCRIPTION

MODEL# / FEATURES



Single Seat

Unit weight: 29 LB | 13.2 KG
Carton weight: 39 LB | 17.69 KG
Carton volume: 16.5 FT³ | 0.46 MT³

List price
MVL5001NA 553

Connecting brackets not included.

OVERALL DIMENSIONS			SEAT DIMENSIONS			BACK DIMENSIONS	
W	D	H	W	D	H	W	H
IN 25	29	30.5	25	19	17.5	25	13
MM 635	737	775	635	483	445	635	330
RTA 00			1 per carton		CANADA GREENGUARD		



End Arm (Single)

Unit weight: 7 LB | 3.2 KG
Carton weight: 9 LB | 4.08 KG
Carton volume: 1.1 FT³ | 0.03 MT³

List price
MVL5002 175

Can be used on left or right side.

Connecting brackets included.
Dimensions do not include the connecting brackets.

OVERALL DIMENSIONS			SEAT DIMENSIONS			BACK DIMENSIONS	
W	D	H	W	D	H	W	H
IN 3	18.5	9	-	-	-	-	-
MM 76	470	229	-	-	-	-	-
RTA 00			courier 1 per carton		CANADA GREENGUARD		



Center Arm (Single)





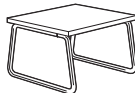

Unit weight: 7 LB | 3.2 KG
Carton weight: 10 LB | 4.54 KG
Carton volume: 1.6 FT³ | 0.04 MT³


List price
MVL5002C 175

For use in between single seat and bench units.

Connecting brackets included.
Dimensions do not include the connecting brackets.

OVERALL DIMENSIONS			SEAT DIMENSIONS			BACK DIMENSIONS	
W	D	H	W	D	H	W	H
IN 3	18.5	9	-	-	-	-	-
MM 76	470	229	-	-	-	-	-
RTA 00			courier 1 per carton		CANADA GREENGUARD		

DESCRIPTION		MODEL# / FEATURES									
		List price									
		MVL5003	211								
	Cushion Bridge Unit weight: 14 LB 6.4 KG Carton weight: 18 LB 8.16 KG Carton volume: 2.6 FT³ 0.07 MT³	OVERALL DIMENSIONS			SEAT DIMENSIONS			BACK DIMENSIONS			
		W	D	H	W	D	H	W	H		
		IN 35	22.5	3.5	-	-	-	-	-		
		MM 889	572	89	-	-	-	-	-		
		RTA 2	courier	1 per carton	CANADA	GREENGUARD					
Connects single seat and bench units.											
Connecting brackets included. Dimensions do not include the connecting brackets.											
		List price									
		MVL5004	353								
	Single Bench Unit weight: 19 LB 8.6 KG Carton weight: 25 LB 11.34 KG Carton volume: 8.5 FT³ 0.24 MT³	OVERALL DIMENSIONS			SEAT DIMENSIONS			BACK DIMENSIONS			
		W	D	H	W	D	H	W	H		
		IN 25	23	17.5	25	23	17.5	-	-		
		MM 635	584	445	635	584	445	-	-		
		RTA 00	courier	1 per carton	CANADA	GREENGUARD					
Connecting brackets not included.											
		List price									
		MVL5005	199								
	Table Bridge - 24" Unit weight: 18 LB 8.2 KG Carton weight: 22 LB 9.98 KG Carton volume: 0.6 FT³ 0.01 MT³	OVERALL DIMENSIONS			SEAT DIMENSIONS			BACK DIMENSIONS			
		W	D	H	W	D	H	W	H		
		IN 24	21	1	-	-	-	-	-		
		MM 610	533	25	-	-	-	-	-		
		RTA 8		1 per carton	CANADA	GREENGUARD					
Connecting brackets included.											
		List price									
		MVL5006	175								
	Table Bridge - 14" Unit weight: 14 LB 6.4 KG Carton weight: 18 LB 8.16 KG Carton volume: 0.4 FT³ 0.01 MT³	OVERALL DIMENSIONS			SEAT DIMENSIONS			BACK DIMENSIONS			
		W	D	H	W	D	H	W	H		
		IN 14	21	1	-	-	-	-	-		
		MM 356	533	25	-	-	-	-	-		
		RTA 8		1 per carton	CANADA	GREENGUARD					
Connecting brackets included.											
		List price									
		MVL5007	293								
	Single Table - 24" Unit weight: 19 LB 8.6 KG Carton weight: 26 LB 11.79 KG Carton volume: 8.5 FT³ 0.24 MT³	OVERALL DIMENSIONS			SEAT DIMENSIONS			BACK DIMENSIONS			
		W	D	H	W	D	H	W	H		
		IN 24	21	15	-	-	-	-	-		
		MM 610	533	381	-	-	-	-	-		
		RTA 00		1 per carton	CANADA	GREENGUARD					
Connecting brackets not included.											
		List price									
		MVL5008	328								
	Corner Table - Square Unit weight: 20 LB 9.1 KG Carton weight: 24 LB 10.89 KG Carton volume: 1.7 FT³ 0.04 MT³	OVERALL DIMENSIONS			SEAT DIMENSIONS			BACK DIMENSIONS			
		W	D	H	W	D	H	W	H		
		IN 23.5	23.5	14.5	-	-	-	-	-		
		MM 597	597	368	-	-	-	-	-		
		RTA 8		1 per carton	CANADA	GREENGUARD					
Monopost and connecting brackets included. Dimensions do not include the connecting brackets.											

DESCRIPTION		MODEL# / FEATURES	
		List price	
		MVL5009	328
 Corner Table - Quarter Round Unit weight: 18 LB 8.2 KG Carton weight: 22 LB 9.98 KG Carton volume: 1.7 FT³ 0.04 MT³			

M-TASK



model MVL2911



model MVL2914

STANDARD FEATURES

- Full function ergonomic seating. Canadian made.
- Slim profile with highly contoured back and waterfall seat front.
- Available with two different mechanism options: synchro-tilter and multi-tilter.
- Standard with height and width adjustable T-arms with durable self-skinned urethane (SSU) armcaps.
- Dual wheel carpet casters (C1) are standard.
- MVL2912 and MVL2914 feature a height and angle adjustable headrest.
- Seating surfaces can be upholstered in Luxhide bonded leather (various colors) or in all Global grade 1 seating textiles (see page 144).
- Compliant with the emissions guidelines set by the GREENGUARD Environmental Institute.
- Limited Lifetime Warranty (5-year exceptions apply - see page 148).
- Weight capacity for this series is 300 lbs.

CHAIR ADJUSTMENTS













- **Synchro-tilter chairs**
 - Synchro tilt with multi-position tilt lock.
 - Tilt tension adjustment.
 - Ratchet back height adjustment.
 - Pneumatic seat height adjustment.
- **Multi-tilter chairs**
 - Center tilt with infinite position tilt lock.
 - Tilt tension adjustment.
 - Independent back and seat angle adjustment.
 - Forward seat angle adjustment.
 - Ratchet back height adjustment.
 - Sliding seat depth adjustment.
 - Pneumatic seat height adjustment.


OPTIONAL FEATURES

- For hard surface flooring casters, please specify (C9R). Add \$18/set.

ALTERNATE TEXTILE OPTIONS

- Graded-in textiles are available. No minimum quantities. Contact Customer Service for pricing.

DESCRIPTION	MODEL# / FEATURES																																			
	List price																																			
	MVL2911 636 Luxhide bonded leather or fabric (previously MVL2911F)																																			
	<table><tr><th colspan="3">OVERALL DIMENSIONS</th><th colspan="3">SEAT DIMENSIONS</th><th colspan="2">BACK DIMENSIONS</th></tr><tr><th></th><th>W</th><th>D</th><th>H</th><th>W</th><th>D</th><th>H</th><th>W</th><th>H</th></tr><tr><td>IN</td><td>25</td><td>23</td><td>40.5</td><td>20.5</td><td>17.5</td><td>16.5-21.5</td><td>19</td><td>22</td></tr><tr><td>MM</td><td>635</td><td>584</td><td>1029</td><td>521</td><td>445</td><td>419-546</td><td>483</td><td>559</td></tr></table>		OVERALL DIMENSIONS			SEAT DIMENSIONS			BACK DIMENSIONS			W	D	H	W	D	H	W	H	IN	25	23	40.5	20.5	17.5	16.5-21.5	19	22	MM	635	584	1029	521	445	419-546	483
OVERALL DIMENSIONS			SEAT DIMENSIONS			BACK DIMENSIONS																														
	W	D	H	W	D	H	W	H																												
IN	25	23	40.5	20.5	17.5	16.5-21.5	19	22																												
MM	635	584	1029	521	445	419-546	483	559																												
High Back Synchro-Tilter Unit weight: 44 LB 20 KG Carton weight: 56 LB 25.4 KG Carton volume: 10.5 FT³ 0.29 MT³	Ergonomic features: A, B, C, D, H, L, M, N, Q																																			
	RTA 2	 1 per carton																																		
																																				
	List price																																			
	MVL2912 727 Luxhide bonded leather or fabric (previously MVL2912F)																																			
	<table><tr><th colspan="3">OVERALL DIMENSIONS</th><th colspan="3">SEAT DIMENSIONS</th><th colspan="2">BACK DIMENSIONS</th></tr><tr><th></th><th>W</th><th>D</th><th>H</th><th>W</th><th>D</th><th>H</th><th>W</th><th>H</th></tr><tr><td>IN</td><td>25</td><td>23</td><td>48</td><td>20.5</td><td>17.5</td><td>16.5-21.5</td><td>19</td><td>29</td></tr><tr><td>MM</td><td>635</td><td>584</td><td>1219</td><td>521</td><td>445</td><td>419-546</td><td>483</td><td>737</td></tr></table>		OVERALL DIMENSIONS			SEAT DIMENSIONS			BACK DIMENSIONS			W	D	H	W	D	H	W	H	IN	25	23	48	20.5	17.5	16.5-21.5	19	29	MM	635	584	1219	521	445	419-546	483
OVERALL DIMENSIONS			SEAT DIMENSIONS			BACK DIMENSIONS																														
	W	D	H	W	D	H	W	H																												
IN	25	23	48	20.5	17.5	16.5-21.5	19	29																												
MM	635	584	1219	521	445	419-546	483	737																												
Executive Back Synchro-Tilter w/Adj. Headrest Unit weight: 49 LB 22.3 KG Carton weight: 62 LB 28.12 KG Carton volume: 11 FT³ 0.31 MT³	Ergonomic features: A, B, C, D, H, L, M, N, Q																																			
	RTA 2	 1 per carton																																		
																																				
	List price																																			
	MVL2913 661 Luxhide bonded leather or fabric (previously MVL2913F)																																			
	<table><tr><th colspan="3">OVERALL DIMENSIONS</th><th colspan="3">SEAT DIMENSIONS</th><th colspan="2">BACK DIMENSIONS</th></tr><tr><th></th><th>W</th><th>D</th><th>H</th><th>W</th><th>D</th><th>H</th><th>W</th><th>H</th></tr><tr><td>IN</td><td>25</td><td>24</td><td>41</td><td>20.5</td><td>18</td><td>17-22</td><td>19</td><td>22</td></tr><tr><td>MM</td><td>635</td><td>610</td><td>1041</td><td>521</td><td>457</td><td>432-559</td><td>483</td><td>559</td></tr></table>		OVERALL DIMENSIONS			SEAT DIMENSIONS			BACK DIMENSIONS			W	D	H	W	D	H	W	H	IN	25	24	41	20.5	18	17-22	19	22	MM	635	610	1041	521	457	432-559	483
OVERALL DIMENSIONS			SEAT DIMENSIONS			BACK DIMENSIONS																														
	W	D	H	W	D	H	W	H																												
IN	25	24	41	20.5	18	17-22	19	22																												
MM	635	610	1041	521	457	432-559	483	559																												
High Back Multi-Tilter Unit weight: 50 LB 22.7 KG Carton weight: 62 LB 28.12 KG Carton volume: 10.5 FT³ 0.29 MT³	Ergonomic features: A, B, C, D, E, F, G, H, M, N, Q, S																																			
	RTA 2	 1 per carton																																		
																																				

DESCRIPTION	MODEL# / FEATURES																																	
	List price																																	
	MVL2914	754																																
	Luxhide bonded leather or fabric (previously MVL2914F)																																	
	<table><tr><th colspan="3">OVERALL DIMENSIONS</th><th colspan="3">SEAT DIMENSIONS</th><th colspan="2">BACK DIMENSIONS</th></tr><tr><th>W</th><th>D</th><th>H</th><th>W</th><th>D</th><th>H</th><th>W</th><th>H</th></tr><tr><td>IN 25</td><td>24</td><td>48</td><td>20.5</td><td>18</td><td>17-22</td><td>19</td><td>29</td></tr><tr><td>MM 635</td><td>610</td><td>1219</td><td>521</td><td>457</td><td>432-559</td><td>483</td><td>737</td></tr></table>		OVERALL DIMENSIONS			SEAT DIMENSIONS			BACK DIMENSIONS		W	D	H	W	D	H	W	H	IN 25	24	48	20.5	18	17-22	19	29	MM 635	610	1219	521	457	432-559	483	737
	OVERALL DIMENSIONS			SEAT DIMENSIONS			BACK DIMENSIONS																											
W	D	H	W	D	H	W	H																											
IN 25	24	48	20.5	18	17-22	19	29																											
MM 635	610	1219	521	457	432-559	483	737																											
Ergonomic features: A, B, C, D, E, F, G, H, M, N, Q, S																																		

Executive Back Multi-Tilter w/Adj. Headrest

Unit weight: 51 LB | 23.2 KG

Carton weight: 63 LB | 28.58 KG

Carton volume: 11 FT³ | 0.31 MT³

RTA 2

courier

1 per carton

CANADA

LOWE'S









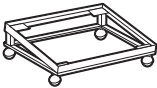



GREENGUARD

MINTO



model MVL2747

- STANDARD FEATURES**
- Multi-purpose stacking chairs. Canadian made.
 - Fully upholstered seat and back.
 - Four-legged round steel tube frame.
 - Armchair has polypropylene armcaps.
 - Stackable up to 5 high on floor or on optional dolly (MVL2749).
 - Can be upholstered in all Global grade 1 seating textiles with the exception of Luxhide (see page 144).
 - Compliant with the emissions guidelines set by the GREENGUARD Environmental Institute.
 - Shipped fully assembled.
 - Limited Lifetime Warranty (5-year exceptions apply - see page 148).
 - Weight capacity for this series is 300 lbs.

DESCRIPTION	MODEL# / FEATURES	
 Low Back Stacking Armchair Unit weight: 15 LB 6.8 KG Carton weight: 18 LB 8.16 KG Carton volume: 12.75 FT³ 0.36 MT³	List price	
	MVL2747	225
	Stacks 5 high.	
	Ergonomic features: M, N	
	RTA 00  2 per carton (pricing and specifications are for one chair)  	
 Armless Low Back Stacking Chair Unit weight: 14 LB 6.4 KG Carton weight: 17 LB 7.71 KG Carton volume: 11.25 FT³ 0.31 MT³	List price	
	MVL2748	175
	Stacks 5 high.	
	Ergonomic features: M, N	
	RTA 00  2 per carton (pricing and specifications are for one chair)  	
 Dolly Unit weight: 13 LB 5.9 KG Carton weight: 16 LB 7.26 KG Carton volume: 3.8 FT³ 0.1 MT³	List price	
	MVL2749	244
	Black steel frame on 2" casters.	
	Accommodates MVL2747 and MVL2748 chairs, up to 5 high.	
	RTA 1  1 per carton  	

MVL FILE BUDDY



model MVL1105

STANDARD FEATURES



- Swivel stool ideal for filing and any mobile desk.
- Five-legged injection molded base available in Black only
- Dual wheel carpet casters (C65) are standard.
- 13.5" diameter seat upholstered in Black vinyl (70).
- Compliant with the emissions guidelines set by the GREENGUARD Environmental Institute.
- Limited Lifetime Warranty (5-year exceptions apply - see page 148).
- Weight capacity for this series is 300 lbs.

CHAIR ADJUSTMENTS

- Pneumatic seat height adjustment.

OPTIONAL FEATURES

- For hard surface flooring casters, please specify (C65R). Add \$18/set.

DESCRIPTION		MODEL# / FEATURES	
		List price	
		MVL1105	249
 <p>Swivel Stool - 5" Pneumatic, 20" Base Unit weight: 11 LB 5 KG Carton weight: 14 LB 6.35 KG Carton volume: 2.5 FT³ 0.07 MT³</p>			
		List price	
		MVL1110	308
 <p>Swivel Stool - 10" Pneumatic, 22" Base Unit weight: 14 LB 6.4 KG Carton weight: 17 LB 7.71 KG Carton volume: 2.9 FT³ 0.08 MT³</p>			
		List price	
		MVL1110	308

NEMO



model OTG11921J

STANDARD FEATURES

- Breathable striped mesh back.
- Standard with height adjustable T-arms with self-skinned urethane (SSU) armcaps.
- Scuff resistant arched base.
- Dual wheel carpet casters (C1) are standard.
- Only available in Jenny, Ebony (JN02) with coordinating Black mesh back.
- Compliant with the emissions guidelines set by the GREENGUARD Environmental Institute.
- Limited Lifetime Warranty (2-year exceptions apply - see page 148).
- Weight capacity for this series is 300 lbs.

CHAIR ADJUSTMENTS

- Center tilt with upright position tilt lock.
- Tilt tension adjustment.
- Pneumatic seat height adjustment.

OPTIONAL FEATURES

- Hard surface flooring casters (**C9R**) can be purchased separately. Add \$84/set.

DESCRIPTION

MODEL# / FEATURES



Mesh Back Tilter
Unit weight: 33 LB | 15 KG
Carton weight: 40 LB | 18.14 KG
Carton volume: 4.25 FT³ | 0.12 MT³

Ergonomic features:
A, B, C, H, M, N, S

List price								
OTG11921J443								
OVERALL DIMENSIONS			SEAT DIMENSIONS			BACK DIMENSIONS		
	W	D	H	W	D	H	W	H
IN	25	23	39	20	17.5	17-21	19	20
MM	635	584	991	508	445	432-533	483	508
RTA 8			courier			1 per carton		

NEWCASTLE



model OTG11782B

STANDARD FEATURES

- A distinguished management and boardroom tilter chair.
- Fixed durable nylon arms with upholstered armcaps.
- Dual wheel carpet casters (C65) are standard.
- Seating surfaces are upholstered in Black Luxhide bonded leather.
- Compliant with the emissions guidelines set by the GREENGUARD Environmental Institute.
- Limited Lifetime Warranty (2-year exceptions apply - see page 148).
- Weight capacity for this series is 300 lbs.

CHAIR ADJUSTMENTS

- Center tilt with upright position tilt lock.
- Tilt tension adjustment.
- Pneumatic seat height adjustment.

OPTIONAL FEATURES

- Hard surface flooring casters (**C65R**) can be purchased separately. Add \$84/set.

DESCRIPTION

MODEL# / FEATURES



High Back Tilter
Unit weight: 34 LB | 15.5 KG
Carton weight: 40 LB | 18.14 KG
Carton volume: 5.75 FT³ | 0.16 MT³

Ergonomic features:
A, B, C, M, N, S

List price								
OTG11782B445								
OVERALL DIMENSIONS			SEAT DIMENSIONS			BACK DIMENSIONS		
	W	D	H	W	D	H	W	H
IN	25	26	46	21	18	18.5-22.5	21	24
MM	635	660	1168	533	457	470-572	533	610
RTA 8			courier			1 per carton		

OVERTIME



model MVL2756

STANDARD FEATURES

- Canadian made, full function ergonomic chair designed to promote good posture and provide comfort for long-term sitting.
- High comfort seat made from variable density seat foams and a memory foam top.
- Standard with height and width adjustable T-arms with durable self-skinned urethane (SSU) armcaps.
- Dual wheel carpet casters (C65) are standard.
- Seating surfaces can be upholstered in Luxhide bonded leather, in various colors or in all Global grade 1 seating textiles (see page 144).
- Compliant with the emissions guidelines set by the GREENGUARD Environmental Institute.
- Limited Lifetime Warranty (5-year exceptions apply - see page 148).
- Weight capacity for this series is 300 lbs.

CHAIR ADJUSTMENTS





- Multi-tilter mechanism with infinite position tilt lock.
- Infinite position back and seat angle adjustments, including forward tilt.
- Ratchet back height adjustment.
- Pneumatic seat height adjustment.

OPTIONAL FEATURES

- For hard surface flooring casters, please specify (C65R). Add \$18/set.
- For optional sliding seat depth adjustment, please specify (MD). Add \$28.

ALTERNATE TEXTILE OPTIONS

- Graded-in textiles are available. No minimum quantities. Contact Customer Service for pricing.

DESCRIPTION	MODEL# / FEATURES																																												
	List price																																												
	MVL2756		581																																										
	Luxhide bonded leather or fabric (previously MVL2756F)																																												
<table><tr><th colspan="3">OVERALL DIMENSIONS</th><th colspan="3">SEAT DIMENSIONS</th><th colspan="2">BACK DIMENSIONS</th></tr><tr><th></th><th>W</th><th>D</th><th>H</th><th>W</th><th>D</th><th>H</th><th>W</th><th>H</th></tr><tr><td>IN</td><td>26</td><td>24.5</td><td>40</td><td>19.5</td><td>18</td><td>17-21</td><td>19</td><td>19-21.5</td></tr><tr><td>MM</td><td>660</td><td>622</td><td>1016</td><td>495</td><td>457</td><td>432-533</td><td>483</td><td>483-546</td></tr></table>											OVERALL DIMENSIONS			SEAT DIMENSIONS			BACK DIMENSIONS			W	D	H	W	D	H	W	H	IN	26	24.5	40	19.5	18	17-21	19	19-21.5	MM	660	622	1016	495	457	432-533	483	483-546
OVERALL DIMENSIONS			SEAT DIMENSIONS			BACK DIMENSIONS																																							
	W	D	H	W	D	H	W	H																																					
IN	26	24.5	40	19.5	18	17-21	19	19-21.5																																					
MM	660	622	1016	495	457	432-533	483	483-546																																					
<div>High Back Multi-Tilter</div> <div>Unit weight: 58 LB 26.4 KG</div> <div>Carton weight: 63 LB 28.58 KG</div> <div>Carton volume: 10.5 FT³ 0.29 MT³</div>																																													
<div>Ergonomic features:</div> <div>A, B, C, D, F, G, H, M, N, Q, S</div>																																													
<div><div>RTA 2</div><div> courier</div><div>1 per carton</div><div> CANADA</div><div> GREENGUARD</div></div>																																													

OVERTIME 350



model MVL13040

STANDARD FEATURES

- Canadian made, specifically intended for users of above average height and/or weight. Not intended for average size users.
- High comfort seat made from variable density seat foams and a memory foam top.
- Standard with height and width adjustable T-arms with sliding, rotating and lockable armcaps.
- Width adjustable arm extensions are standard.
- Dual wheel carpet casters (C65) are standard.
- Seating surfaces can be upholstered in Luxhide bonded leather, in various colors or in all Global grade 1 seating textiles (see page 144).
- Compliant with the emissions guidelines set by the GREENGUARD Environmental Institute.
- Limited Lifetime Warranty (5-year exceptions apply - see page 148).
- Weight capacity for this series is 350 lbs.

CHAIR ADJUSTMENTS




- Multi-tilter mechanism with infinite position tilt lock.
- Infinite position back and seat angle adjustments, including forward tilt.
- Ratchet back height adjustment.
- Pneumatic seat height adjustment.
- Seat depth adjustment.

OPTIONAL FEATURES

- For hard surface flooring casters, please specify (C65R). Add \$18/set.

ALTERNATE TEXTILE OPTIONS

- Graded-in textiles are available. No minimum quantities. Contact Customer Service for pricing.

DESCRIPTION	MODEL# / FEATURES									
	List price									
	MVL13040 898									
	Luxhide bonded leather or fabric (previously MVL13040F)									
High Back Heavy Duty Multi-Tilter Unit weight: 62 LB 28.2 KG Carton weight: 68 LB 30.84 KG Carton volume: 15.5 FT³ 0.43 MT³	OVERALL DIMENSIONS			SEAT DIMENSIONS			BACK DIMENSIONS			
	W	D	H	W	D	H	W	H		
	IN 26	26	42	21	18-21	19-23	20.5	19.5-23		
	MM 660	660	1067	533	457-533	483-584	521	495-584		
	Ergonomic features: A, B, C, D, E, F, G, H, M, N, Q, R, S									
RTA 2			1 per carton			 				

OVERTIME 350M



model MVL13090

STANDARD FEATURES

- Canadian made, specifically intended for users of above average height and/or weight. Not intended for average size users.
- High comfort seat made from Ultracell high density, highly resilient foam.
- Breathable mesh back.
- Standard with height and width adjustable T-arms with sliding, rotating and lockable armcaps.
- Dual wheel carpet casters (C65) are standard.
- Seating surfaces can be upholstered in Luxhide bonded leather, in various colors or in all Global grade 1 seating textiles (see page 144).
- Mesh back available in Charcoal only.
- Compliant with the emissions guidelines set by the GREENGUARD Environmental Institute.
- Limited Lifetime Warranty (5-year exceptions apply - see page 148).
- Weight capacity for this series is 350 lbs.

CHAIR ADJUSTMENTS

- Multi-tilter mechanism with infinite position tilt lock.
- Infinite position back and seat angle adjustments, including forward tilt.
- Adjustable lumbar support.
- Pneumatic seat height adjustment.
- Seat depth adjustment.

OPTIONAL FEATURES

- For hard surface flooring casters, please specify (C65R). Add \$18/set.

ALTERNATE TEXTILE OPTIONS

- Graded-in textiles are available (seat only). No minimum quantities. Contact Customer Service for pricing.



DESCRIPTION

MODEL# / FEATURES



Mesh High Back Heavy Duty Multi-Tilter

Unit weight: 54 LB | 24.5 KG
Carton weight: 66 LB | 29.94 KG
Carton volume: 11.75 FT³ | 0.33 MT³

List price								
MVL13090	839							
Luxhide bonded leather or fabric								
OVERALL DIMENSIONS				SEAT DIMENSIONS			BACK DIMENSIONS	
	W	D	H	W	D	H	W	H
IN	26.5	23.5	43.5	21	17-20	18-22	20	23.5
MM	673	597	1105	533	432-508	457-559	508	597
Ergonomic features:		RTA 2		1 per carton		 		
A, B, C, D, E, F, G, H, M, N, Q, R, S								

OVERTIME 350S



model MVL13048

STANDARD FEATURES

- Canadian made, specifically intended for users of above average height and/or weight. Not intended for average size users.
- High comfort seat made from Ultracell high density, highly resilient foam.
- Back features side cut-outs to allow space for holsters or utility belt items.
- Standard with height and width adjustable T-arms with sliding, rotating and lockable armcaps.
- Dual wheel carpet casters (C10) are standard.
- Seating surfaces can be upholstered in Luxhide bonded leather, in various colors or in all Global grade 1 seating textiles (see page 144).
- Compliant with the emissions guidelines set by the GREENGUARD Environmental Institute.
- Limited Lifetime Warranty (5-year exceptions apply - see page 148).
- Weight capacity for this series is 350 lbs.

CHAIR ADJUSTMENTS







- Infinite position back and seat angle adjustments, including forward tilt.
- Ratchet back height adjustment.
- Pneumatic seat height adjustment.
- Seat depth adjustment.

OPTIONAL FEATURES

- For hard surface flooring casters, please specify (C10R). Add \$18/set.

ALTERNATE TEXTILE OPTIONS

- Graded-in textiles are available. No minimum quantities. Contact Customer Service for pricing.

DESCRIPTION		MODEL# / FEATURES						
	MVL13048 Luxhide bonded leather or fabric	List price						
		839						
Heavy Duty Security Multi-Tilter Unit weight: 56 LB 25.5 KG Carton weight: 63 LB 28.58 KG Carton volume: 13 FT³ 0.36 MT³	Ergonomic features: A, C, D, E, G, H, M, N, Q, R	OVERALL DIMENSIONS		SEAT DIMENSIONS			BACK DIMENSIONS	
		W D H		W D H			W H	
		IN 27.5 25 41		22 18.5-21.5 18.5-22.5			21 19.5-22	
		MM 699 635 1041		559 470-546 470-572			533 495-559	
		RTA 2		1 per carton			 	
	MVL13049 Luxhide bonded leather or fabric	List price						
		737						
Armless Heavy Duty Security Multi-Tilter Unit weight: 48 LB 21.8 KG Carton weight: 55 LB 24.95 KG Carton volume: 13 FT³ 0.36 MT³	Ergonomic features: A, C, D, E, G, M, N	OVERALL DIMENSIONS		SEAT DIMENSIONS			BACK DIMENSIONS	
		W D H		W D H			W H	
		IN 22 25 41		22 18.5-21.5 18.5-22.5			21 19.5-22	
		MM 559 635 1041		559 470-546 470-572			533 495-559	
		RTA 2		1 per carton			 	

PACER



model OTG11685

STANDARD FEATURES

- Mesh back synchro-tilter chair.
- Unique back shroud and base design detailed with Tungsten accents.
- Standard with height adjustable T-arms with polyurethane armcaps.
- Dual wheel carpet casters (C65) are standard.
- Mesh back is available in Black only.
- Seating surfaces can be upholstered in all Global grade 1 seating textiles with the exception of Luxhide (see page 144).
- Compliant with the emissions guidelines set by the GREENGUARD Environmental Institute.
- Limited Lifetime Warranty (5-year exceptions apply - see page 148).
- Weight capacity for this series is 300 lbs.

CHAIR ADJUSTMENTS

- Synchro tilt with infinite position tilt lock.
- Tilt tension adjustment.
- Pneumatic seat height adjustment.

OPTIONAL FEATURES

- Hard surface flooring casters (**C65R**) can be purchased separately. Add \$84/set.

DESCRIPTION

MODEL# / FEATURES



High Back Synchro-Tilter, Mesh Back and Uph Seat
Unit weight: 42 LB | 19.1 KG
Carton weight: 47 LB | 21.32 KG
Carton volume: 4.75 FT³ | 0.13 MT³

Ergonomic features:
A, B, C, H, L, M, N

List price

OTG11685

621

OVERALL DIMENSIONS
W D H

IN
MM

25.5
648

24.5
622

41
1041

SEAT DIMENSIONS
W D H

20
508

19
483

16-20
406-508

BACK DIMENSIONS
W H

19
483

22.5
572



1 per carton



Medium Back Synchro-Tilter, Mesh Back and Uph Seat
Unit weight: 40 LB | 18.2 KG
Carton weight: 44 LB | 19.96 KG
Carton volume: 4 FT³ | 0.11 MT³

Ergonomic features:
A, B, C, H, L, M, N

List price

OTG11686

537

OVERALL DIMENSIONS
W D H

IN
MM

25.5
648

24.5
622

36.5
927

SEAT DIMENSIONS
W D H

20
508

19
483

16-20
406-508

BACK DIMENSIONS
W H

19
483

18
457



1 per carton



PACIFIC



model MVL11870

STANDARD FEATURES

- High back management chair. Canadian made.
- Plush cushions and upholstered padded armcaps.
- Dual wheel carpet casters (C65) are standard.
- Seating surfaces are upholstered in Luxhide bonded leather, in various colors (see page 144).
- Compliant with the emissions guidelines set by the GREENGUARD Environmental Institute.
- Limited Lifetime Warranty (5-year exceptions apply - see page 148).
- Weight capacity for this series is 300 lbs.

CHAIR ADJUSTMENTS

- Center tilt with upright position tilt lock.
- Tilt tension adjustment.
- Pneumatic seat height adjustment.

OPTIONAL FEATURES

- For hard surface flooring casters, please specify (**C65R**). Add \$18/set.

DESCRIPTION

MODEL# / FEATURES



High Back Tilter
Unit weight: 41 LB | 18.6 KG
Carton weight: 47 LB | 21.32 KG
Carton volume: 9.5 FT³ | 0.26 MT³

Ergonomic features:
A, B, C, M, N, S

List price

MVL11870

537

OVERALL DIMENSIONS
W D H

IN
MM

25.5
648

28.5
724

44.5
1130

SEAT DIMENSIONS
W D H

21.5
546

18.5
470

16.5-21.5
419-546

BACK DIMENSIONS
W H

21.5
546

25.5
648



1 per carton



PART-TIME



model MVL2836



model MVL2847

STANDARD FEATURES





- Canadian made, value priced, general office seating.
- Available with two different mechanism options: task or posture task.
- Contoured cushions and waterfall seat edge.
- Standard with height adjustable T-arms with self-skinned urethane (SSU) armcaps (except armless models).
- Dual wheel carpet casters (C65) are standard.
- Can be upholstered in all Global grade 1 seating textiles with the exception of Luxhide (see page 144).
- Compliant with the emissions guidelines set by the GREENGUARD Environmental Institute.
- Limited Lifetime Warranty (5-year exceptions apply - see page 148).
- Weight capacity for this series is 300 lbs.

CHAIR ADJUSTMENTS

- **Task chairs**
 - Infinite position back angle adjustment.
 - Seat depth adjustment.
 - Pneumatic seat height adjustment.
- **Posture task chairs**
 - Infinite position back angle adjustment.
 - Manual back height adjustment.
 - Pneumatic seat height adjustment.

OPTIONAL FEATURES

- For hard surface flooring casters, please specify (**C65R**). Add \$18/set.

DESCRIPTION	MODEL# / FEATURES									
	List price									
	MVL2836 Fabric (previously MVL2836F)									
	277									
Armless Task Unit weight: 27 LB 12.3 KG Carton weight: 33 LB 14.97 KG Carton volume: 6.5 FT³ 0.18 MT³	Ergonomic features: C, E, M, N									
	<div><div>RTA 2</div><div>courier</div><div>1 per carton</div><div>CANADA</div><div>GREENGUARD</div></div>									
	List price									
	MVL2837 Fabric (previously MVL2837F)									
	324									
Armless Posture Task Unit weight: 31 LB 14.1 KG Carton weight: 37 LB 16.78 KG Carton volume: 6.5 FT³ 0.18 MT³	Ergonomic features: C, D, G, M, N									
	<div><div>RTA 2</div><div>courier</div><div>1 per carton</div><div>CANADA</div><div>GREENGUARD</div></div>									
	List price									
	MVL2846 Fabric (previously MVL2846F)									
	349									
Task w/Arms Unit weight: 33 LB 15 KG Carton weight: 39 LB 17.69 KG Carton volume: 7 FT³ 0.19 MT³	Ergonomic features: C, E, H, M, N									
	<div><div>RTA 2</div><div>courier</div><div>1 per carton</div><div>CANADA</div><div>GREENGUARD</div></div>									
	List price									
	MVL2847 Fabric (previously MVL2847F)									
	397									
Posture Task w/Arms Unit weight: 37 LB 16.8 KG Carton weight: 43 LB 19.5 KG Carton volume: 8.5 FT³ 0.24 MT³	Ergonomic features: C, D, G, H, M, N									
	<div><div>RTA 2</div><div>courier</div><div>1 per carton</div><div>CANADA</div><div>GREENGUARD</div></div>									

PETRA



model OTG11320B

STANDARD FEATURES

- Breathable mesh back.
- Standard with height adjustable T-arms with self-skinned urethane (SSU) armcaps.
- Scuff resistant base.
- Dual wheel carpet casters (C65) are standard.
- Only available in Black mesh fabric (MS20) seat with a Black mesh back.
- Compliant with the emissions guidelines set by the GREENGUARD Environmental Institute.
- Limited Lifetime Warranty (2-year exceptions apply - see page 148).
- Weight capacity for this series is 300 lbs.

CHAIR ADJUSTMENTS

- Center tilt with upright position tilt lock.
- Tilt tension adjustment.
- Pneumatic seat height adjustment.

OPTIONAL FEATURES

- Hard surface flooring casters (**C65R**) can be purchased separately. Add \$84/set.

DESCRIPTION



Mesh Back Tilter

Unit weight: 29 LB | 13.2 KG
Carton weight: 36.45 LB | 16.53 KG
Carton volume: 4.7 FT³ | 0.13 MT³

MODEL# / FEATURES

List price																	
OTG11320B		415															
OVERALL DIMENSIONS				SEAT DIMENSIONS			BACK DIMENSIONS										
W		D		H		W		D		H							
IN		24		23		39.5		20		17.5		18-22		18.5		18.5	
MM		610		584		1003		508		445		457-559		470		470	
Ergonomic features:										RTA 8		courier		1 per carton		GREENGUARD	
A, B, C, H, M, N, S																	

Ergonomic features:
A, B, C, H, M, N, S

PLAN



model OTG13072

STANDARD FEATURES

- Upholstered seat and Black cellular mesh back.
- Height adjustable lumbar support.
- Available with three arm options - armless, fixed arms, and height adjustable arms with soft self-skinned urethane (SSU) armcaps.
- Dual wheel carpet casters (C1) are standard.
- Seats can be upholstered in Luxhide bonded leather (various colors) or in all Global grade 1 seating textiles (see page 144).
- Limited Lifetime Warranty (5-year exceptions apply - see page 148).
- Weight capacity for this series is 300 lbs.

CHAIR ADJUSTMENTS









- Synchro tilter mechanism with upright position tilt lock.
- Tilt tension adjustment.
- Pneumatic seat height adjustment.

OPTIONAL FEATURES

- Hard surface flooring casters (**C65R**) can be purchased separately. Add \$84/set.
- Arm sets can be purchased separately.

ALTERNATE TEXTILE OPTIONS

- Graded-in textiles are available (seat only). No minimum quantities. Contact Customer Service for pricing.

DESCRIPTION	MODEL# / FEATURES								
 Armless Synchro-Tilter, Mesh High Back and Uph Seat Unit weight: 25 LB 11.4 KG Carton weight: 32 LB 14.51 KG Carton volume: 6.5 FT³ 0.18 MT³	OTG13070	List price	407						
		OVERALL DIMENSIONS			SEAT DIMENSIONS			BACK DIMENSIONS	
		W	D	H	W	D	H	W	H
		IN 19 MM 483	22 559	38 965	19 483	17 432	16.5-20.5 419-521	17.5 445	20 508
		Ergonomic features: A, B, C, D, L, M, N		RTA 8	courier	1 per carton			
 Synchro-Tilter, Mesh High Back and Uph Seat w/Fixed Arms Unit weight: 31 LB 14.1 KG Carton weight: 41 LB 18.6 KG Carton volume: 6.5 FT³ 0.18 MT³	OTG13071	List price	460						
		OVERALL DIMENSIONS			SEAT DIMENSIONS			BACK DIMENSIONS	
		W	D	H	W	D	H	W	H
		IN 25 MM 635	22 559	38 965	19 483	17 432	16.5-20.5 419-521	17.5 445	20 508
		Ergonomic features: A, B, C, D, L, M, N		RTA 2	courier	1 per carton			
 Synchro-Tilter, Mesh High Back and Uph Seat w/Arms Unit weight: 31 LB 14.1 KG Carton weight: 41 LB 18.6 KG Carton volume: 6.5 FT³ 0.18 MT³	OTG13072	List price	514						
		OVERALL DIMENSIONS			SEAT DIMENSIONS			BACK DIMENSIONS	
		W	D	H	W	D	H	W	H
		IN 25 MM 635	22 559	38 965	19 483	17 432	16.5-20.5 419-521	17.5 445	20 508
		Ergonomic features: A, B, C, D, H, L, M, N		RTA 2	courier	1 per carton			
 Fixed T-Arms - 1 pair Unit weight: 4 LB 1.8 KG Carton weight: 7.5 LB 3.4 KG Carton volume: 0.6 FT³ 0.01 MT³	OTG13073	List price	54						
		OVERALL DIMENSIONS							
		W	D	H					
		IN 3 MM 76	10 254	11 279					
				RTA 00	courier	1 pair per carton (pricing is for the pair, specifications are for one arm)			
 Height Adjustable T-Arms - 1 pair Unit weight: 5 LB 2.3 KG Carton weight: 8 LB 3.63 KG Carton volume: 0.6 FT³ 0.01 MT³	OTG13074	List price	107						
		OVERALL DIMENSIONS							
		W	D	H					
		IN 3.5 MM 89	9.5 241	11.5 292					
				RTA 00	courier	1 pair per carton (pricing is for the pair, specifications are for one arm)			

RETRO



model OTG11648B

STANDARD FEATURES

- Management and boardroom chair.
- Unique seat suspension and segmented cushions offer a very plush feel.
- Chrome arms with upholstered armrests.
- Chrome frame and base.
- Dual wheel carpet casters (C65) are standard.
- Seating surfaces are upholstered in Black Luxhide bonded leather.
- Compliant with the emissions guidelines set by the GREENGUARD Environmental Institute.
- Limited Lifetime Warranty (2-year exceptions apply - see page 148).
- Weight capacity for this series is 300 lbs.

CHAIR ADJUSTMENTS

- Center tilt with upright position tilt lock.
- Tilt tension adjustment.
- Pneumatic seat height adjustment.

OPTIONAL FEATURES

- Hard surface flooring casters (**C65R**) can be purchased separately. Add \$84/set.

DESCRIPTION

MODEL# / FEATURES



High Back Tilter

Unit weight: 43 LB | 19.5 KG
Carton weight: 48 LB | 21.77 KG
Carton volume: 7.75 FT³ | 0.21 M7³

Ergonomic features:
A, B, C, M, N, S

List price								
676								
OVERALL DIMENSIONS			SEAT DIMENSIONS			BACK DIMENSIONS		
	W	D	H	W	D	H	W	H
IN	24.5	24.5	41	19	17.5	17-21	18	21.5
MM	622	622	1041	483	445	432-533	457	546
RTA 8			courier			GREENGUARD		
			1 per carton					

SAFARI



model OTG13026

STANDARD FEATURES

- Mesh back tilter chair.
- Compact design suitable for average to petite size individuals.
- Contoured Black mesh back with lumbar strap provides excellent support.
- Fixed loop arms.
- Black base with dual wheel carpet casters (C1) is standard.
- Seat can be upholstered in all Global grade 1 seating textiles or in Luxhide bonded leather (see page 144).
- Compliant with the emissions guidelines set by the GREENGUARD Environmental Institute.
- Limited Lifetime Warranty (5-year exceptions apply - see page 148).
- Weight capacity for this series is 300 lbs.

CHAIR ADJUSTMENTS

- Center tilt with upright position tilt lock.
- Tilt tension adjustment.
- Pneumatic seat height adjustment.

OPTIONAL FEATURES

- Hard surface flooring casters (**C9R**) can be purchased separately. Add \$84/set.

ALTERNATE TEXTILE OPTIONS

- Graded-in textiles are available (seat only). No minimum quantities. Contact Customer Service for pricing.

DESCRIPTION

MODEL# / FEATURES



Medium Mesh Back Tilter
Unit weight: 27 LB | 12.3 KG
Carton weight: 32 LB | 14.51 KG
Carton volume: 4.5 FT³ | 0.12 MT³

Ergonomic features:
A, B, C, M, N, S

List price

OTG13026

360

OVERALL DIMENSIONS			SEAT DIMENSIONS			BACK DIMENSIONS	
W	D	H	W	D	H	W	H
IN 23	23.5	40	19	17	18.25-22.25	19	19
MM 584	597	991	483	432	464-565	483	483

RTA 8

courier

1 per carton

SIX 13



model OTG11613B

STANDARD FEATURES

- A value priced multi-tilter chair with many ergonomic features.
- Standard with height adjustable T-arms with self-skinned urethane (SSU) armcaps.
- Dual wheel carpet casters (C65) are standard.
- Upholstered in Black, Quilt (QL10) only.
- Compliant with the emissions guidelines set by the GREENGUARD Environmental Institute.
- Limited Lifetime Warranty (2-year exceptions apply - see page 148).
- Weight capacity for this series is 300 lbs.

CHAIR ADJUSTMENTS

- Multi-Center tilt with infinite position tilt lock.
- Infinite position back and seat angle adjustments.
- Concealed ratchet back height adjustment.
- Pneumatic seat height adjustment.

OPTIONAL FEATURES

- Hard surface flooring casters (**C65R**) can be purchased separately. Add \$84/set.

DESCRIPTION

MODEL# / FEATURES



Medium Back Multi-Tilter
Unit weight: 37 LB | 16.8 KG
Carton weight: 41 LB | 18.6 KG
Carton volume: 5.77 FT³ | 0.16 MT³

Ergonomic features:
A, B, C, D, G, H, M, N, S

List price

OTG11613B

492

OVERALL DIMENSIONS			SEAT DIMENSIONS			BACK DIMENSIONS	
W	D	H	W	D	H	W	H
IN 25.5	24	39	21	18.5	17.5-22.5	20.5	17.5-19
MM 648	610	991	533	470	445-572	521	445-483

RTA 8

courier

1 per carton

SIX 31



model OTG11631B

STANDARD FEATURES



- A great general purpose office chair.
- Contoured seat and back with thick cushions.
- Standard with height adjustable T-arms with self-skinned urethane (SSU) armcaps.
- Dual wheel carpet casters (C65) are standard.
- OTG11531B and OTG11631B are upholstered in Black, Quilt (QL10)
- Compliant with the emissions guidelines set by the GREENGUARD Environmental Institute.
- Limited Lifetime Warranty (2-year exceptions apply - see page 148).
- Weight capacity for this series is 300 lbs.

CHAIR ADJUSTMENTS

- **Multi-tilter chair**
 - Center tilt with infinite position tilt lock.
 - Tilt tension adjustment.
 - Independent back and seat angle adjustments.
 - Internal ratchet back height adjustment.
 - Seat depth adjustment.
 - Pneumatic seat height adjustment.
- **Operator chairs**
 - Center tilt with infinite position tilt lock.
 - Tilt tension adjustment.
 - Independent back and seat angle adjustments
 - Back height adjustment.
 - Pneumatic seat height adjustment.

OPTIONAL FEATURES

- Hard surface flooring casters (**C65R**) can be purchased separately. Add \$84/set.

DESCRIPTION	MODEL# / FEATURES									
 Medium Back Multi-Tilter Unit weight: 55 LB 25 KG Carton weight: 65 LB 29.48 KG Carton volume: 8 FT³ 0.22 MT³	List price									
	OTG11531B		600							
	Black									
	OVERALL DIMENSIONS			SEAT DIMENSIONS			BACK DIMENSIONS			
		W	D	H	W	D	H	W	H	
	IN 25.5	24	42.5	20	17	19-23	19.5	20.5-23.5		
	MM 648	610	1080	508	432	483-584	495	521-597		
	Ergonomic features:			courier			GREENGUARD			
	A, B, C, D, E, F, G, H, M, N, S			RTA 8			1 per carton			
 Medium Back Operator Unit weight: 42 LB 19.1 KG Carton weight: 46 LB 20.87 KG Carton volume: 6.5 FT³ 0.18 MT³	List price									
	OTG11631B		440							
	Black									
	OVERALL DIMENSIONS			SEAT DIMENSIONS			BACK DIMENSIONS			
		W	D	H	W	D	H	W	H	
	IN 25.5	25	44	20.5	19	18.5-22.5	20	23-24.5		
	MM 648	635	1118	521	483	470-572	508	584-622		
	Ergonomic features:			courier			GREENGUARD			
	A, B, C, D, G, H, M, N, S			RTA 8			1 per carton			

SODA





model MVL13017

STANDARD FEATURES

- A contemporary, yet retro light lounge series featuring fully upholstered cushions.
- Back design on lounge chair offers flexible movement.
- Generous proportions allow for a variety of seating positions.
- Chair and ottoman are standard with a Chrome frame with clear polycarbonate glides and are suitable for carpet, rubber or concrete flooring.
- Can be upholstered in all Global grade 1 seating textiles or in Luxhide bonded leather (see page 144).
- Compliant with the emissions guidelines set by the GREENGUARD Environmental Institute.
- Limited Lifetime Warranty (5-year exceptions apply - see page 148).
- Weight capacity for this series is 300 lbs.

ALTERNATE TEXTILE OPTIONS

- Graded-in textiles are available. No minimum quantities. Contact Customer Service for pricing.

DESCRIPTION		MODEL# / FEATURES	
		List price	
	MVL13017	567	
	Luxhide bonded leather or fabric (previously MVL13017F)		
Lounge Chair Unit weight: 30 LB 13.6 KG Carton weight: 37 LB 16.78 KG Carton volume: 15.75 FT³ 0.44 MT³		List price	
	MVL13018	433	
	Luxhide bonded leather or fabric (previously MVL13018F)		
		List price	
	MVL13019	567	
	Luxhide bonded leather or fabric (previously MVL13019F)		
Bench Ottoman Unit weight: 19 LB 8.6 KG Carton weight: 25 LB 11.34 KG Carton volume: 10.25 FT³ 0.29 MT³		List price	
	MVL13020	433	
	Luxhide bonded leather or fabric (previously MVL13020F)		



SODA TABLES



model MVL13016

STANDARD FEATURES

- 1" thick thermally fused laminate top surface with 2mm matching edgeband.
- Tables are standard with a Chrome frame with clear polycarbonate glides and are suitable for carpet, rubber or concrete flooring.
- Top surface available in 14 standard finishes (see page 145).
- Meets applicable ANSI/BIFMA standards.

TABLES	MODEL #	DIMENSIONS IN MM	WEIGHT LB KG	VOLUME FT³ MT³	LIST PRICE
W x D x H					
	MVL13016	30 x - x 15.25	40	13	\$391
	30" round	762 x - x 387	18.14	0.36	
	MVL13023	30 x - x 15.25	45	13	\$391
	30" square	762 x - x 387	20.41	0.36	

30" Tables

Shipped assembled in 1 carton.

SPARROW



model OTG10920

STANDARD FEATURES

- Multi-purpose guest/occasional chair.
- Durable welded four-legged steel frame.
- Black mesh back with Black, Quilt (QL10) seat.
- Seat shroud design protects cushion seat pad when stacked.
- Nylon loop arms.
- Black nylon frame features a unique back grid.
- Shipped assembled - 4 per carton.
- Compliant with the emissions guidelines set by the GREENGUARD Environmental Institute.
- Limited Lifetime Warranty (2-year exceptions apply - see page 148).
- Weight capacity for this series is 300 lbs.


DESCRIPTION

MODEL# / FEATURES



Guest Chair, Mesh Back and Uph Seat

Unit weight: 18.5 LB | 8.4 KG
Carton weight: 20 LB | 9.07 KG
Carton volume: 17.5 FT³ | 0.49 MT³

List price								
OTG10920	225							
OVERALL DIMENSIONS				SEAT DIMENSIONS			BACK DIMENSIONS	
	W	D	H	W	D	H	W	H
IN	24	21.5	33.5	18	17	18.5	17	15
MM	610	546	851	457	432	470	432	381
Ergonomic features:								
M, N		RTA 00	4 per carton					

STACKLITE



model MVL13046

STANDARD FEATURES



- Canadian made, lightweight stacking chair.
- ¾" steel tube frame in Black Sandtex finish.
- Standard with Black polypropylene glides.
- Stacks up to 10 high on floor or dolly (OTG11705).
- Features a handhold in upper back to assist with handling and stacking.
- Can be upholstered in all Global grade 1 seating textiles or in Luxhide bonded leather (see page 144).
- Compliant with the emissions guidelines set by the GREENGUARD Environmental Institute.
- Limited Lifetime Warranty (2-year exceptions apply - see page 148).
- Weight capacity for this series is 300 lbs.

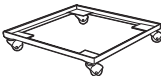
DESCRIPTION

MODEL# / FEATURES



Lightweight Stacking Side Chair
Unit weight: 13 LB | 5.9 KG
Carton weight: 14 LB | 6.35 KG
Carton volume: 12 FT³ | 0.33 MT³

	List price								
MVL13046	149								
Sold in sets of 4 chairs.	OVERALL DIMENSIONS			SEAT DIMENSIONS			BACK DIMENSIONS		
	W	D	H	W	D	H	W	H	
	IN	17.5	22.5	33.5	16.5	16.5	18	12	15.5
	MM	445	572	851	419	419	457	305	394
Ergonomic features: M, N	RTA 00		4 per carton (pricing and specifications are for one chair)						
	List price								
OTG11705	163								



Dolly
Unit weight: 6 LB | 2.7 KG
Carton weight: 6.5 LB | 2.95 KG
Carton volume: 1.5 FT³ | 0.04 MT³

Stacks MVL13046 chairs,
up to 10 high.

OVERALL DIMENSIONS			SEAT DIMENSIONS			BACK DIMENSIONS		
W	D	H	W	D	H	W	H	
IN 20.25	21.5	3.75	-	-	-	-	-	
MM 514	546	95	-	-	-	-	-	
RTA 00			courier			GREENGUARD		
			1 per carton					

STRADIC



model MVL11860

STANDARD FEATURES

- Tilter chair with a unique design mesh back.
 - Standard with height adjustable arms with soft self-skinned urethane (SSU) armcaps that slide forward and backward.
 - Dual wheel carpet casters (C1) are standard.
 - Air flow mesh back is available in Black only.
 - Seating surfaces can be upholstered in all Global grade 1 seating textiles with the exception of Luxhide (see page 144).
 - Compliant with the emissions guidelines set by the GREENGUARD Environmental Institute.
 - Limited Lifetime Warranty (5-year exceptions apply - see page 148).
 - Weight capacity for this series is 300 lbs.
- CHAIR ADJUSTMENTS**
- Center tilt with upright position tilt lock.
 - Tilt tension adjustment.
 - Pneumatic seat height adjustment.
- OPTIONAL FEATURES**
- For hard surface flooring casters, please specify (C9R). Add \$18/set.

DESCRIPTION

MODEL# / FEATURES



Tilter, Mesh Back and Uph seat
Unit weight: 35 LB | 15.9 KG
Carton weight: 40 LB | 18.14 KG
Carton volume: 9.5 FT³ | 0.26 MT³

		List price							
MVL11860		452							
		OVERALL DIMENSIONS			SEAT DIMENSIONS			BACK DIMENSIONS	
		W	D	H	W	D	H	W	H
IN	25	23.5	35.5		20	17.5	15.5-20.5	18.5	18
MM	635	597	902		508	445	394-521	470	457
Ergonomic features:		RTA 1		courier	1 per carton		ENGINEERED TESTED ASSEMBLED CONÇU TESTÉ MONTÉ	GREENGLASS	
A, B, C, H, M, N, S									

SUBURB



model MVL13051



model MVL13052

STANDARD FEATURES


- Canadian made sofa series.
- All models are freestanding.
- Thick, plush cushions are reversible and removable.
- Standard with tapered wood legs in Black finish.
- Arms taper forward and feature a radius end.
- Can be upholstered in all Global grade 1 seating textiles or in Luxhide bonded leather (see page 144).
- Compliant with the emissions guidelines set by the GREENGUARD Environmental Institute.
- Limited Lifetime Warranty (5-year exceptions apply - see page 148).
- Weight capacity for this series is 300 lbs. per seat.

ALTERNATE TEXTILE OPTIONS

- Graded-in textiles are available. No minimum quantities. Contact Customer Service for pricing.

DESCRIPTION

MODEL# / FEATURES






Lounge Chair


Unit weight: 49 LB | 22.3 KG
Carton weight: 59 LB | 26.76 KG
Carton volume: 14.5 FT³ | 0.41 MT³

MVL13051

List price

726

OVERALL DIMENSIONS			SEAT DIMENSIONS			BACK DIMENSIONS		
	W	D	H	W	D	H	W	H
IN	30.25	32.75	31.5	21	19.5	17.5	21	14.5
MM	768	832	800	533	495	445	533	368
					1 per carton			




Two Seat Sofa

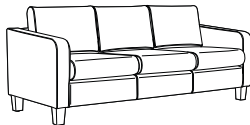
Unit weight: 71 LB | 32.3 KG
Carton weight: 83 LB | 37.65 KG
Carton volume: 24.25 FT³ | 0.68 MT³

MVL13052

List price

1107

OVERALL DIMENSIONS			SEAT DIMENSIONS			BACK DIMENSIONS		
	W	D	H	W	D	H	W	H
IN	52.25	32.75	31.5	43	19.5	17.5	43	14.5
MM	1327	832	800	1092	495	445	1092	368
RTA 00			1 per carton					





Three Seat Sofa

Unit weight: 94 LB | 42.7 KG
Carton weight: 108 LB | 48.99 KG
Carton volume: 34.25 FT³ | 0.96 MT³

MVL13053

List price

1487

OVERALL DIMENSIONS			SEAT DIMENSIONS			BACK DIMENSIONS		
	W	D	H	W	D	H	W	H
IN	74.25	32.75	31.5	65	19.5	17.5	65	14.5
MM	1886	832	800	1651	495	445	1651	368
RTA 00			1 per carton					

TAMI



model MVL1617



model MVL1616

STANDARD FEATURES

- Canadian made task chairs.
- Hinged back for enhanced comfort.
- Scuff resistant outer back shroud.
- MVL1617 is standard with height adjustable T-arms with self-skinned urethane (SSU) armcaps.
- Dual wheel carpet casters (C65) are standard.
- Can be upholstered in all Global grade 1 seating textiles with the exception of Luxhide (see page 144).
- Compliant with the emissions guidelines set by the GREENGUARD Environmental Institute.
- Limited Lifetime Warranty (5-year exceptions apply - see page 148).
- Weight capacity for this series is 300 lbs.

CHAIR ADJUSTMENTS

- Seat depth adjustment.
- Pneumatic seat height adjustment.

OPTIONAL FEATURES

- For hard surface flooring casters, please specify (C65R). Add \$18/set.

DESCRIPTION

MODEL# / FEATURES



Armless Task

Unit weight: 18 LB | 8.2 KG
Carton weight: 21 LB | 9.53 KG
Carton volume: 3.6 FT³ | 0.1 MT³

MVL1616

List price

203

OVERALL DIMENSIONS

IN 18 22 32
MM 457 559 813

SEAT DIMENSIONS

IN 18 16 15.5-20.5
MM 457 406 394-521

BACK DIMENSIONS

IN 15.5 14
MM 394 356

Ergonomic features:
C, E, M, N



1 per carton



Task w/Arms

Unit weight: 24 LB | 10.9 KG
Carton weight: 27 LB | 12.25 KG
Carton volume: 4.6 FT³ | 0.13 MT³

MVL1617

List price

284

OVERALL DIMENSIONS

IN 22 22 32
MM 559 559 813

SEAT DIMENSIONS

IN 18 16 15.5-20.5
MM 457 406 394-521

BACK DIMENSIONS

IN 15.5 14
MM 394 356

Ergonomic features:
C, E, H, M, N



1 per carton



Height Adjustable T-Arms - 1 pair

Unit weight: 8 LB | 3.6 KG
Carton weight: 10 LB | 4.54 KG
Carton volume: 1.3 FT³ | 0.03 MT³

MVL2784

List price

94

OVERALL DIMENSIONS

IN 3 10 12
MM 76 254 305

SEAT DIMENSIONS

- - -
- - -

BACK DIMENSIONS

- - -
- - -

Ergonomic features:
C, E, H, M, N



1 pair per carton (pricing is for the pair, specifications are for one arm)

THOMPSON



model OTG11633B

STANDARD FEATURES

- Plush management chair.
- Contoured cushions with waterfall seat edge and integrated headrest.
- Polished Aluminum fixed loop arms with upholstered armcaps.
- Polished Aluminum base with scuff resistant tips and dual wheel carpet casters (C65).
- Seating surfaces are upholstered in Black Luxhide bonded leather with contrasting stitch details.
- Compliant with the emissions guidelines set by the GREENGUARD Environmental Institute.
- Limited Lifetime Warranty (2-year exceptions apply - see page 148).
- Weight capacity for this series is 300 lbs.

CHAIR ADJUSTMENTS

- Center tilt with upright position tilt lock.
- Tilt tension adjustment.
- Pneumatic seat height adjustment.

OPTIONAL FEATURES

- Hard surface flooring casters (**C65R**) can be purchased separately. Add \$84/set.

DESCRIPTION

MODEL# / FEATURES






High Back Tilter
Unit weight: 44 LB | 20 KG
Carton weight: 48 LB | 21.77 KG
Carton volume: 7.5 FT³ | 0.21 MT³

Ergonomic features:
A, B, C, M, N, S

List price

OTG11633B

671

OVERALL DIMENSIONS			SEAT DIMENSIONS			BACK DIMENSIONS		
	W	D	H	W	D	H	W	H
IN	26	31	43	22.5	21	16-20	22	25
MM	660	787	1092	572	533	406-508	559	635
 RTA 6			 courier			1 per carton		
			 Calculated					

ULTRA



model MVL11730



model MVL11743

STANDARD FEATURES

- Canadian made tilter and guest chairs.
- Internal welded steel frame.
- Chrome fixed arms (except armless models) and base.
- Dual wheel carpet casters (C65) are standard (except guest chairs).
- Seating surfaces can be upholstered in Luxhide bonded leather, in various colors (see page 144).
- Compliant with the emissions guidelines set by the GREENGUARD Environmental Institute.
- Limited Lifetime Warranty (5-year exceptions apply - see page 148).
- Weight capacity for this series is 300 lbs.

CHAIR ADJUSTMENTS

- Center tilt with upright position tilt lock.
- Tilt tension adjustment.
- Pneumatic seat height adjustment.

OPTIONAL FEATURES

- For hard surface flooring casters, please specify (C65R). Add \$18/set.
- Optional removable upholstered armcaps are available for tilter models with arms, please order (MVL11733).

ALTERNATE TEXTILE OPTIONS

- Graded-in textiles are available. No minimum quantities. Contact Customer Service for pricing.

DESCRIPTION

MODEL# / FEATURES



High Back Tilter w/Arms
Unit weight: 32 LB | 14.5 KG
Carton weight: 44 LB | 19.96 KG
Carton volume: 11 FT³ | 0.31 MT³

MVL11730

List price

584

OVERALL DIMENSIONS

IN 23.5 24.5 40
MM 597 622 1016

SEAT DIMENSIONS

W D H
21 17.5 17.5-22.5
533 445 445-572

BACK DIMENSIONS

W H
20 21
508 533

Ergonomic features:
A, B, C, M, N, S

RTA 1



1 per carton



Armless High Back Tilter
Unit weight: 28 LB | 12.7 KG
Carton weight: 38 LB | 17.24 KG
Carton volume: 11 FT³ | 0.31 MT³

MVL11732

List price

526

OVERALL DIMENSIONS

IN 21 24.5 40
MM 533 622 1016

SEAT DIMENSIONS

W D H
21 17.5 17.5-22.5
533 445 445-572

BACK DIMENSIONS

W H
20 21
508 533

Ergonomic features:
A, B, C, M, N, S

RTA 1



1 per carton



Upholstered Armcaps - 1 pair
Unit weight: 0.25 LB | 0.1 KG
Carton weight: 0.75 LB | 0.34 KG
Carton volume: 0.2 FT³ | 0.01 MT³

MVL11733

List price

46

OVERALL DIMENSIONS

IN 5.5 9.25 0.25
MM 140 235 6

SEAT DIMENSIONS

W D H
- - -
- - -

BACK DIMENSIONS

W H
- -
- -

For models with arms:
MVL11730, MVL11734.

RTA 00



1 per carton (pricing is for the pair, specifications are for one armcap)



Low Back Tilter w/Arms
Unit weight: 35 LB | 15.9 KG
Carton weight: 42 LB | 19.05 KG
Carton volume: 11 FT³ | 0.31 MT³

MVL11734

List price

568

OVERALL DIMENSIONS

IN 23.5 24.5 38
MM 597 622 965

SEAT DIMENSIONS

W D H
21 17.5 17.5-22.5
533 445 445-572

BACK DIMENSIONS

W H
20 19
508 483

Ergonomic features:
A, B, C, M, N, S

RTA 1



1 per carton



officestogo.com | canadian **OfficestoGo** 77

VALAN



model OTG11980

STANDARD FEATURES

- Synchro-tilter chairs with a geometric square mesh back design and internal lumbar support.
- Standard with height adjustable T-arms with soft self-skinned urethane (SSU) armcaps.
- Dual wheel carpet casters (C1) are standard.
- Air flow mesh back is available in Black only.
- Seating surface can be upholstered in Luxhide bonded leather, in various colors or in all Global grade 1 seating textiles (see page 144)
- Compliant with the emissions guidelines set by the GREENGUARD Environmental Institute.
- Limited Lifetime Warranty (5-year exceptions apply - see page 148).
- Weight capacity for this series is 300 lbs.

CHAIR ADJUSTMENTS

- Synchro tilt with upright position tilt lock.
- Tilt tension adjustment.
- Pneumatic seat height adjustment.

OPTIONAL FEATURES

- Hard surface flooring casters (**C9R**) can be purchased separately. Add \$84/set.

DESCRIPTION



High Back Synchro-Tilter, Mesh Back and Uph Seat

Unit weight: 36 LB | 16.4 KG
Carton weight: 42 LB | 19.05 KG
Carton volume: 5.75 FT³ | 0.16 MT³

MODEL# / FEATURES

		List price		
OTG11980		628		
Luxhide bonded leather or fabric (previously OTG11980F)				

VANIER



model MVL3170



model MVL3172

STANDARD FEATURES




- Management, boardroom and guest chairs. Canadian made.
- Generously padded seat and compound-curved back.
- Fixed nylon arms with self-skinned urethane (SSU) armcaps.
- Dual wheel carpet casters (C1) are standard (except guest chair).
- Guest chair has an oval steel tube frame with sled base.
- Seating surfaces can be upholstered in Luxhide bonded leather, in various colors (see page 144)
- Compliant with the emissions guidelines set by the GREENGUARD Environmental Institute.
- Limited Lifetime Warranty (5-year exceptions apply - see page 148).
- Weight capacity for this series is 300 lbs.

CHAIR ADJUSTMENTS

- Center tilt with upright position tilt lock.
- Tilt tension adjustment.
- Pneumatic seat height adjustment.

OPTIONAL FEATURES

- For hard surface flooring casters, please specify (C9R). Add \$18/set.

DESCRIPTION	MODEL# / FEATURES																									
 High Back Tilter Unit weight: 40 LB 18.2 KG Carton weight: 47 LB 21.32 KG Carton volume: 12 FT³ 0.33 MT³	List price																									
	MVL3170	636																								
	<table><tr><th colspan="3">OVERALL DIMENSIONS</th><th colspan="3">SEAT DIMENSIONS</th><th colspan="2">BACK DIMENSIONS</th></tr><tr><th>W</th><th>D</th><th>H</th><th>W</th><th>D</th><th>H</th><th>W</th><th>H</th></tr><tr><td>IN 25.5 MM 648</td><td>26 660</td><td>43 1092</td><td>21 533</td><td>18 457</td><td>17-22 432-559</td><td>19 483</td><td>25.5 648</td></tr></table>		OVERALL DIMENSIONS			SEAT DIMENSIONS			BACK DIMENSIONS		W	D	H	W	D	H	W	H	IN 25.5 MM 648	26 660	43 1092	21 533	18 457	17-22 432-559	19 483	25.5 648
	OVERALL DIMENSIONS			SEAT DIMENSIONS			BACK DIMENSIONS																			
	W	D	H	W	D	H	W	H																		
IN 25.5 MM 648	26 660	43 1092	21 533	18 457	17-22 432-559	19 483	25.5 648																			
Ergonomic features: A, B, C, M, N, S																										
<div>RTA 1</div> <div>1 per carton</div> <div>CANADA</div> <div>GREENGUARD</div>																										
 Medium Back Tilter Unit weight: 35 LB 15.9 KG Carton weight: 41 LB 18.6 KG Carton volume: 11.5 FT³ 0.32 MT³	List price																									
	MVL3171	609																								
	<table><tr><th colspan="3">OVERALL DIMENSIONS</th><th colspan="3">SEAT DIMENSIONS</th><th colspan="2">BACK DIMENSIONS</th></tr><tr><th>W</th><th>D</th><th>H</th><th>W</th><th>D</th><th>H</th><th>W</th><th>H</th></tr><tr><td>IN 25.5 MM 648</td><td>26 660</td><td>37 940</td><td>21 533</td><td>18 457</td><td>17-22 432-559</td><td>19 483</td><td>19.5 495</td></tr></table>		OVERALL DIMENSIONS			SEAT DIMENSIONS			BACK DIMENSIONS		W	D	H	W	D	H	W	H	IN 25.5 MM 648	26 660	37 940	21 533	18 457	17-22 432-559	19 483	19.5 495
	OVERALL DIMENSIONS			SEAT DIMENSIONS			BACK DIMENSIONS																			
	W	D	H	W	D	H	W	H																		
IN 25.5 MM 648	26 660	37 940	21 533	18 457	17-22 432-559	19 483	19.5 495																			
Ergonomic features: A, B, C, M, N, S																										
<div>RTA 1</div> <div>1 per carton</div> <div>CANADA</div> <div>GREENGUARD</div>																										
 Medium Back Guest Chair - Sled Base Unit weight: 31 LB 14.1 KG Carton weight: 37 LB 16.78 KG Carton volume: 15.75 FT³ 0.44 MT³	List price																									
	MVL3172	594																								
	<table><tr><th colspan="3">OVERALL DIMENSIONS</th><th colspan="3">SEAT DIMENSIONS</th><th colspan="2">BACK DIMENSIONS</th></tr><tr><th>W</th><th>D</th><th>H</th><th>W</th><th>D</th><th>H</th><th>W</th><th>H</th></tr><tr><td>IN 25.5 MM 648</td><td>26 660</td><td>34.5 876</td><td>21 533</td><td>18 457</td><td>17 432</td><td>19 483</td><td>18.5 470</td></tr></table>		OVERALL DIMENSIONS			SEAT DIMENSIONS			BACK DIMENSIONS		W	D	H	W	D	H	W	H	IN 25.5 MM 648	26 660	34.5 876	21 533	18 457	17 432	19 483	18.5 470
	OVERALL DIMENSIONS			SEAT DIMENSIONS			BACK DIMENSIONS																			
	W	D	H	W	D	H	W	H																		
IN 25.5 MM 648	26 660	34.5 876	21 533	18 457	17 432	19 483	18.5 470																			
Ergonomic features: M, N																										
<div>RTA 00</div> <div>1 per carton</div> <div>CANADA</div> <div>GREENGUARD</div>																										

WOODBRIDGE



model OTG11617B

STANDARD FEATURES

- Management and boardroom chair.
- Durable nylon arms with upholstered armrests.
- Dual wheel carpet casters (C65) are standard.
- Seating surfaces are upholstered in Black Luxhide bonded leather.
- Compliant with the emissions guidelines set by the GREENGUARD Environmental Institute.
- Limited Lifetime Warranty (2-year exceptions apply - see page 148).
- Weight capacity for this series is 300 lbs.

CHAIR ADJUSTMENTS

- Center tilt with upright position tilt lock.
- Tilt tension adjustment.
- Pneumatic seat height adjustment.

OPTIONAL FEATURES

- Hard surface flooring casters (**C65R**) can be purchased separately. Add \$84/set.

DESCRIPTION

MODEL# / FEATURES



High Back Tilter
Unit weight: 34 LB | 15.5 KG
Carton weight: 38 LB | 17.24 KG
Carton volume: 6.13 FT³ | 0.17 M³

Ergonomic features:
A, B, C, M, N, S

List price								
OTG11617B								
396								
OVERALL DIMENSIONS			SEAT DIMENSIONS			BACK DIMENSIONS		
	W	D	H	W	D	H	W	H
IN	26	27	42.5	20.5	18	16.5-20.5	21	24
MM	660	686	1080	521	457	419-521	533	610
RTA 8			courier			1 per carton		

YOHO



model MVL2789

STANDARD FEATURES

















- Canadian made task chairs.
- Thick cushion compound-curved back offers great lumbar support.
- Standard with height adjustable T-arms with durable self-skinned urethane (SSU) armcaps (except armless models).
- Dual wheel carpet casters (C65) are standard.
- Height adjustable chairs are equipped with an adjustable Chrome footrest.
- Seating surfaces can be upholstered in Luxhide bonded leather (various colors) or in all Global grade 1 seating textiles (see page 144).
- Compliant with the emissions guidelines set by the GREENGUARD Environmental Institute.
- Limited Lifetime Warranty (5-year exceptions apply - see page 148).
- Weight capacity for this series is 300 lbs.

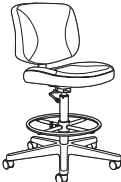
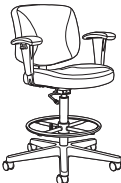

CHAIR ADJUSTMENTS

- Seat depth adjustment.
- Pneumatic seat height adjustment.

OPTIONAL FEATURES

- For hard surface flooring casters, please specify (C65R). Add \$18/set.

DESCRIPTION		MODEL# / FEATURES																																				
	Medium Back Task w/Arms Unit weight: 32 LB 14.5 KG Carton weight: 38 LB 17.24 KG Carton volume: 5.5 FT³ 0.15 MT³	List price																																				
		MVL2778 Luxhide bonded leather or fabric																																				
		465																																				
		<table><tr><th colspan="3">OVERALL DIMENSIONS</th><th colspan="3">SEAT DIMENSIONS</th><th colspan="2">BACK DIMENSIONS</th></tr><tr><th></th><th>W</th><th>D</th><th>H</th><th>W</th><th>D</th><th>H</th><th>W</th><th>H</th></tr><tr><td>IN</td><td>24.5</td><td>24.5</td><td>38</td><td>19</td><td>16</td><td>16.5-21.5</td><td>18</td><td>19</td></tr><tr><td>MM</td><td>622</td><td>622</td><td>965</td><td>483</td><td>406</td><td>419-546</td><td>457</td><td>483</td></tr></table>		OVERALL DIMENSIONS			SEAT DIMENSIONS			BACK DIMENSIONS			W	D	H	W	D	H	W	H	IN	24.5	24.5	38	19	16	16.5-21.5	18	19	MM	622	622	965	483	406	419-546	457	483
		OVERALL DIMENSIONS			SEAT DIMENSIONS			BACK DIMENSIONS																														
			W	D	H	W	D	H	W	H																												
IN	24.5	24.5	38	19	16	16.5-21.5	18	19																														
MM	622	622	965	483	406	419-546	457	483																														
Ergonomic features: C, E, H, M, N																																						
<div><div>RTA 2</div><div> 1 per carton</div><div></div><div></div></div>																																						
	Medium Back Armless Task Unit weight: 23 LB 10.5 KG Carton weight: 29 LB 13.15 KG Carton volume: 5.5 FT³ 0.15 MT³	List price																																				
		MVL2779 Luxhide bonded leather or fabric																																				
		385																																				
		<table><tr><th colspan="3">OVERALL DIMENSIONS</th><th colspan="3">SEAT DIMENSIONS</th><th colspan="2">BACK DIMENSIONS</th></tr><tr><th></th><th>W</th><th>D</th><th>H</th><th>W</th><th>D</th><th>H</th><th>W</th><th>H</th></tr><tr><td>IN</td><td>19</td><td>24.5</td><td>38</td><td>19</td><td>16.5</td><td>16.5-21.5</td><td>18</td><td>19</td></tr><tr><td>MM</td><td>483</td><td>622</td><td>965</td><td>483</td><td>406</td><td>419-546</td><td>457</td><td>483</td></tr></table>		OVERALL DIMENSIONS			SEAT DIMENSIONS			BACK DIMENSIONS			W	D	H	W	D	H	W	H	IN	19	24.5	38	19	16.5	16.5-21.5	18	19	MM	483	622	965	483	406	419-546	457	483
		OVERALL DIMENSIONS			SEAT DIMENSIONS			BACK DIMENSIONS																														
			W	D	H	W	D	H	W	H																												
IN	19	24.5	38	19	16.5	16.5-21.5	18	19																														
MM	483	622	965	483	406	419-546	457	483																														
Ergonomic features: C, E, M, N																																						
<div><div>RTA 2</div><div> 1 per carton</div><div></div><div></div></div>																																						
	Low Back Armless Task Unit weight: 23 LB 10.5 KG Carton weight: 28 LB 12.7 KG Carton volume: 4.7 FT³ 0.13 MT³	List price																																				
		MVL2786 Luxhide bonded leather or fabric (previously MVL2786F)																																				
		297																																				
		<table><tr><th colspan="3">OVERALL DIMENSIONS</th><th colspan="3">SEAT DIMENSIONS</th><th colspan="2">BACK DIMENSIONS</th></tr><tr><th></th><th>W</th><th>D</th><th>H</th><th>W</th><th>D</th><th>H</th><th>W</th><th>H</th></tr><tr><td>IN</td><td>19</td><td>24</td><td>34</td><td>19</td><td>16.5</td><td>16-21</td><td>17.5</td><td>16</td></tr><tr><td>MM</td><td>483</td><td>610</td><td>864</td><td>483</td><td>419</td><td>406-533</td><td>445</td><td>406</td></tr></table>		OVERALL DIMENSIONS			SEAT DIMENSIONS			BACK DIMENSIONS			W	D	H	W	D	H	W	H	IN	19	24	34	19	16.5	16-21	17.5	16	MM	483	610	864	483	419	406-533	445	406
		OVERALL DIMENSIONS			SEAT DIMENSIONS			BACK DIMENSIONS																														
			W	D	H	W	D	H	W	H																												
IN	19	24	34	19	16.5	16-21	17.5	16																														
MM	483	610	864	483	419	406-533	445	406																														
Ergonomic features: C, E, M, N																																						
<div><div>RTA 2</div><div> 1 per carton</div><div></div><div></div></div>																																						
	Low Back Task w/Arms Unit weight: 29 LB 13.2 KG Carton weight: 34 LB 15.42 KG Carton volume: 4.7 FT³ 0.13 MT³	List price																																				
		MVL2789 Luxhide bonded leather or fabric (previously MVL2789F)																																				
		391																																				
		<table><tr><th colspan="3">OVERALL DIMENSIONS</th><th colspan="3">SEAT DIMENSIONS</th><th colspan="2">BACK DIMENSIONS</th></tr><tr><th></th><th>W</th><th>D</th><th>H</th><th>W</th><th>D</th><th>H</th><th>W</th><th>H</th></tr><tr><td>IN</td><td>24</td><td>24</td><td>34</td><td>19</td><td>16.5</td><td>16-21</td><td>17.5</td><td>16</td></tr><tr><td>MM</td><td>610</td><td>610</td><td>864</td><td>483</td><td>419</td><td>406-533</td><td>445</td><td>406</td></tr></table>		OVERALL DIMENSIONS			SEAT DIMENSIONS			BACK DIMENSIONS			W	D	H	W	D	H	W	H	IN	24	24	34	19	16.5	16-21	17.5	16	MM	610	610	864	483	419	406-533	445	406
		OVERALL DIMENSIONS			SEAT DIMENSIONS			BACK DIMENSIONS																														
			W	D	H	W	D	H	W	H																												
IN	24	24	34	19	16.5	16-21	17.5	16																														
MM	610	610	864	483	419	406-533	445	406																														
Ergonomic features: C, E, H, M, N																																						
<div><div>RTA 2</div><div> 1 per carton</div><div></div><div></div></div>																																						

DESCRIPTION		MODEL# / FEATURES																																				
	Low Back Armless Height Adjustable Task Stool Unit weight: 40 LB 18.2 KG Carton weight: 45 LB 20.41 KG Carton volume: 7 FT³ 0.19 MT³	List price																																				
		MVL2796 462																																				
		Luxhide bonded leather or fabric (previously MVL2796F)																																				
		<table><tr><th colspan="3">OVERALL DIMENSIONS</th><th colspan="3">SEAT DIMENSIONS</th><th colspan="2">BACK DIMENSIONS</th></tr><tr><th></th><th>W</th><th>D</th><th>H</th><th>W</th><th>D</th><th>H</th><th>W</th><th>H</th></tr><tr><td>IN</td><td>19</td><td>24</td><td>44</td><td>19</td><td>16.5</td><td>23.5-33.5</td><td>17.5</td><td>16</td></tr><tr><td>MM</td><td>483</td><td>610</td><td>1118</td><td>483</td><td>419</td><td>597-851</td><td>445</td><td>406</td></tr></table>		OVERALL DIMENSIONS			SEAT DIMENSIONS			BACK DIMENSIONS			W	D	H	W	D	H	W	H	IN	19	24	44	19	16.5	23.5-33.5	17.5	16	MM	483	610	1118	483	419	597-851	445	406
		OVERALL DIMENSIONS			SEAT DIMENSIONS			BACK DIMENSIONS																														
	W	D	H	W	D	H	W	H																														
IN	19	24	44	19	16.5	23.5-33.5	17.5	16																														
MM	483	610	1118	483	419	597-851	445	406																														
Ergonomic features: C, E, M, N																																						
	Low Back Height Adjustable Task Stool w/Arms Unit weight: 46 LB 20.9 KG Carton weight: 50 LB 22.68 KG Carton volume: 7 FT³ 0.19 MT³	List price																																				
		MVL2799 555																																				
		Luxhide bonded leather or fabric (previously MVL2799F)																																				
		<table><tr><th colspan="3">OVERALL DIMENSIONS</th><th colspan="3">SEAT DIMENSIONS</th><th colspan="2">BACK DIMENSIONS</th></tr><tr><th></th><th>W</th><th>D</th><th>H</th><th>W</th><th>D</th><th>H</th><th>W</th><th>H</th></tr><tr><td>IN</td><td>24</td><td>24</td><td>44</td><td>19</td><td>16.5</td><td>23.5-33.5</td><td>17.5</td><td>16</td></tr><tr><td>MM</td><td>610</td><td>610</td><td>1118</td><td>483</td><td>419</td><td>597-851</td><td>445</td><td>406</td></tr></table>		OVERALL DIMENSIONS			SEAT DIMENSIONS			BACK DIMENSIONS			W	D	H	W	D	H	W	H	IN	24	24	44	19	16.5	23.5-33.5	17.5	16	MM	610	610	1118	483	419	597-851	445	406
		OVERALL DIMENSIONS			SEAT DIMENSIONS			BACK DIMENSIONS																														
	W	D	H	W	D	H	W	H																														
IN	24	24	44	19	16.5	23.5-33.5	17.5	16																														
MM	610	610	1118	483	419	597-851	445	406																														
Ergonomic features: C, E, H, M, N																																						
	Height Adjustable T-Arms - 1 pair Unit weight: 8 LB 3.6 KG Carton weight: 10 LB 4.54 KG Carton volume: 1.3 FT³ 0.03 MT³	List price																																				
		MVL2784 94																																				
		<table><tr><th colspan="3">OVERALL DIMENSIONS</th><th colspan="3">SEAT DIMENSIONS</th><th colspan="2">BACK DIMENSIONS</th></tr><tr><th></th><th>W</th><th>D</th><th>H</th><th>W</th><th>D</th><th>H</th><th>W</th><th>H</th></tr><tr><td>IN</td><td>3</td><td>10</td><td>12</td><td>-</td><td>-</td><td>-</td><td>-</td><td>-</td></tr><tr><td>MM</td><td>76</td><td>254</td><td>305</td><td>-</td><td>-</td><td>-</td><td>-</td><td>-</td></tr></table>		OVERALL DIMENSIONS			SEAT DIMENSIONS			BACK DIMENSIONS			W	D	H	W	D	H	W	H	IN	3	10	12	-	-	-	-	-	MM	76	254	305	-	-	-	-	-
		OVERALL DIMENSIONS			SEAT DIMENSIONS			BACK DIMENSIONS																														
			W	D	H	W	D	H	W	H																												
IN	3	10	12	-	-	-	-	-																														
MM	76	254	305	-	-	-	-	-																														
1 pair per carton (pricing is for the pair, specifications are for one arm)																																						

Ionic Series

Lite-Lift II

Desks & Tables



GENERAL INFORMATION

- Ionic has a clean, modern form and is able to support a wide range of workspace applications. From cubicles, multi-station clusters, private offices, reception areas or boardrooms, Ionic offers functional and practical desking solutions.
- Thermally fused laminate surfaces.
- 14 finishes to choose from.
- 1" thick worksurfaces.
- Panels are fully finished on both sides and on all edges.
- Durable 2mm matching edge.
- All drawers are equipped with ball bearing over-travel slides.
- File drawers accommodate letter or legal size filing.
- Silver finish handles and locks.
- Grommets and wire access strips are standard on select models.
- Meets applicable ANSI/BIFMA standards.
- Canadian made and backed by Global's Lifetime Warranty.
- Greenguard Certified.

CONSTRUCTION

- All components are made from 45 lb. density particle board covered with thermally fused laminate on both sides.
- Interlocking cam lock connectors.
- Leveling glides are standard on all floor units.
- Locks are standard on pedestals, storage cabinets and lateral files and have removable cores.
- Key locks are random and cannot be specified.

SPECIAL SIZES

- Custom widths are available on select products - price will be next standard size up +10%.
Example: For the list price of a ML6736D Rectangular Desk, take the list price of the next size up (ML7236D)
= \$XXX.XX plus 10%. Includes rectangular desks, rectangular bridges/bridge tops, modesty panels, bow/rectangular desks, rectangular credenzas and islands with or without modesty panels.

FINISHES

- Ionic can be finished in the following standard colors with no upcharge:

TOP COLORS

ACJ	Absolute Acajou
ASN	Asian Night
AWC	Avant Cherry
AWH	Avant Honey
CMB	Clear Maple
DES	Dark Espresso
DWT	Designer White
HGT	Hayden Grey
SKC	Shaker Cherry
TWL	Tiger Walnut
WHC	White Chocolate
WCR	Winter Cherry

CHASSIS COLORS

ACJ	Absolute Acajou
ASN	Asian Night
AWC	Avant Cherry
AWH	Avant Honey
CMB	Clear Maple
DES	Dark Espresso
DWT	Designer White
HGT	Hayden Grey
SKC	Shaker Cherry
TWL	Tiger Walnut
WHC	White Chocolate
WCR	Winter Cherry

TWO TONE FINISHES

- Standard finish top and chassis combinations available - no upcharge.
- To specify, mark your order as follows:
 - First code specifies top color, second code specifies chassis color (i.e. AWC/GRY = Avant Cherry top and Grey chassis).
 - If the top and chassis are to be the same finish, you must specify the top finish and the chassis finish (ie: AWC/AWC).

FINISHES - BOOKCASES

- Bookcases can be finished in the following colors only:

ACJ	Absolute Acajou	WHC	White Chocolate
DES	Dark Espresso	WCR	Winter Cherry

FINISHES - METAL LEGS

- Available in the following Santex finishes:

BLK	Black
DWT	Designer White
TUN	Tungsten

TACKBOARD COLORS

- Tackboards are available to fit 66" and 72" wide hutches.
- Lola fabric is standard and is available in the following colors:

Black (LL19)	Caramel Cream (LL12)
Blue Mist (LL14)	Medium Taupe (LL11)

DRAWERS

- All file drawers and box drawers have ball bearing over-travel slides to provide full access to drawer interiors.
- Drawer fronts are edged with 2mm matching edge on all four sides.
- Top box drawer includes one pencil tray.

HANDLES

- Handles are standard on all storage cabinets, pedestals and aluminum framed/glazed doors.
- Silver rectangular handle is standard.

GROMMETS

- Grommets are standard on most desks, credenzas, returns, bridges and most worksurfaces with post legs. For location and number of grommets, see price list specifications on individual components.
- Grommet locations are standard on each component and cannot be specified.
- Grommets may be eliminated upon request. Please specify **(RSG)** for no grommet option. Add \$41. The no grommet option requires an extended lead time.

MODESTY PANELS

- Full modesty panels are standard on bow front desks, rectangular desks, credenzas, returns and bridges.
- 12" high modesty panels are available as an option at no extra charge. Available on credenzas, returns and bridges. Please specify **(12)** when ordering.
- Modesty panels require extended lead times.
- Modesty panels are 12" high with 16" clearance from the floor to the bottom of the modesty.
- Delta and Rectangular Island with Square Post:
Modesty panels are available as an add-on component. Modesty panels are 12" high with 16" clearance from the floor. Please see individual models for specific codes.
- Table Desk with H-Leg:
Modesty panels are available as an add-on component. Modesty panels are 12" high with 16" clearance from the floor. Please see individual models for specific codes.
- Modesty panel front recess is as follows:
Bow Front Desk - 6.5" from the gable
30" Deep Desk - 4.5"
36" Deep Desk - 6.5"
Credenzas, returns and bridges are flush (no recess)

WORKSURFACES WITH 2" SQUARE POST LEGS

- "D" and Rectangular Islands are standard with a single post leg, end gable and 12" high modesty panel.
- Delta worksurfaces are standard with two post legs and flush mount hardware. Delta tops are available left or right handed (i.e. units must be specified left or right).
- Post legs are 2" square and are standard in Tungsten (TUN). Available in Black (BLK) or Designer White (DWT) at no upcharge.
- Worksurface tops are predrilled with threaded steel inserts to connect legs with Truss head screws.

RETURNS WITH LAMINATE GABLES

- All gables are reversible for left or right hand applications.
- Full modesty panels are standard.
- Optional 12" modesty panels are available. Please specify **(12)** for this option.

TABLE DESK/RETURNS WITH 2" SQUARE METAL H-LEGS

- Rectangular table desks include two 28" high H-legs.
- Overlap desks with legs include one 28" high H-leg and one 5 3/4" high H-leg.
- Returns include one H-leg.
- H frame is 21" wide from outside to outside of legs for 24" deep table desk.
- H frame is 23" wide from outside to outside of legs for 30" deep table desk.
- H-legs are available in Black (BLK) Designer White (DWT) or Tungsten (TUN).
- Returns are non-handed and can be used for left or right hand applications.
- All table desks include underside stability panel for structural integrity; 24"D table desks will not accommodate MLMP22BBF or ML22BBF pedestals.
- Overlap desks include a support spacer which will be same finish as the top.
- Underside clearance for keyboard mechanisms:
21" - per 30"D table desks
16" - per 24"D table desks

RECEPTION DESK

- This freestanding unit comes complete with reception mantle, desk, light kit, glass front, pigeon hole organizer and hardware.

BRIDGES

- Full modesty laminate panels are standard.
- Optional 12" modesty panels are available. Please specify **(12)** for this option.

BRIDGE TOPS

- Bridge tops are standard without modesty panels.

HUTCHES

- Hutches are available in 36", 66" and 72" widths. All hutches are 15" deep.
- Hutches are shipped ready to assemble.
- 66" and 72" hutches have a 20 3/8" height clearance between the worksurface and the underside of the hutch shelf.
- 36" hutch comes with two shelves. The lower shelf is height adjustable.
- Laminate doors or aluminum frame/glazed doors are available for the 72", 66" and 36" wide hutch. Laminate doors are 1 1/16" thick.
- Doors for 72" and 66" hutches come in a package of two doors, and accommodate either the left side or right side of the hutch. For full closure, two door kits are required (i.e. four doors total).
- Hutches can be mounted onto credenza units without mechanical fasteners. Two-sided tape is provided allowing installer to attach, however, flush plates are available for added security.
- Hutches come standard with one grommet and a full-length 1" wire access strip for cable management.

STORAGE UNITS (FREESTANDING VS. UNDER WORKSURFACE)

- One set of front-to-back file bars included per file drawer.
- All 24" deep lateral files and storage units are counterbalanced and come with interlock mechanisms. These units come standard with tops and are designed to be freestanding.
- All 22" deep lateral files and storage units are designed for use underneath worksurfaces and are not intended to be used as freestanding pieces.
- All mobile pedestals are available with a counterweight.

LOCKS

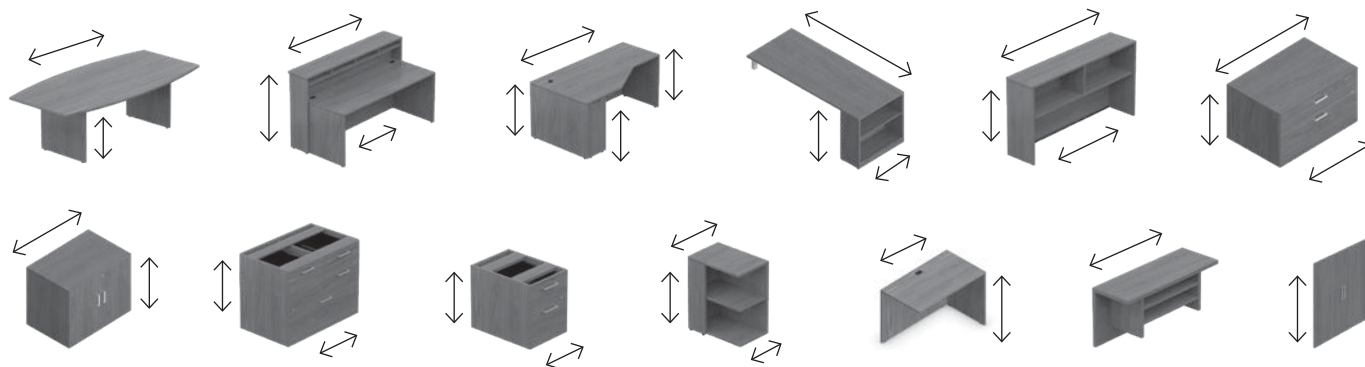
- Ionic key numbers range from #100-120. Locks are randomly installed at the factory. Key alike or preferred number assignment are not available.

POWER BLOCK OPTIONS

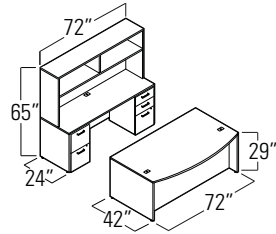
- Refer to Accessories price list pages under power and data for options to deliver desktop power and/or USB charging ports

LAMINATES WITH WOODGRAIN

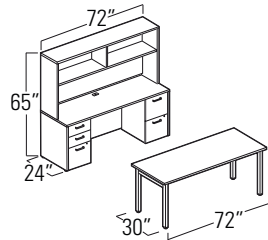
- Typical woodgrain direction for Ionic is outlined below:

**ASSEMBLY**

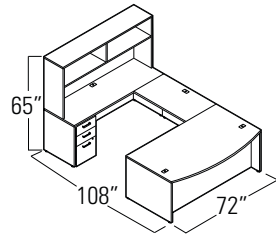
- Reception Desk (ML72MRD) is shipped in 2 cartons (desk - KD, mantle - assembled).
- Pedestals, lateral files and storage cabinets are shipped assembled.
- All other components are shipped easy to assemble and require some assembly.

MLP201: Management Suite - Bow Front Desk


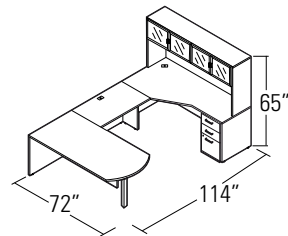
Package Contents	Model Number	Quantity	List Price	Package Price
Bow Desk	ML7242BD	1	\$718	\$2628
Credenza - Rectangular	ML7224C	1	\$425	
File/File Pedestal	ML22FF	1	\$460	
Hutch - 72"	ML72HO	1	\$549	
Box/Box/File Pedestal	ML22BBF	1	\$476	

MLP230: Office Suite


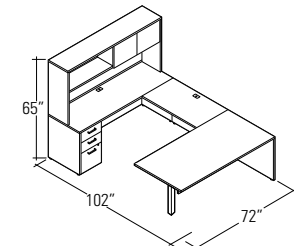
Package Contents	Model Number	Quantity	List Price	Package Price
Table Desk	ML7230DWL	1	\$639	\$2549
Credenza - Rectangular	ML7224C	1	\$425	
Hutch - 72"	ML72HO	1	\$549	
Box/Box/File Pedestal	ML22BBF	1	\$476	
File/File Pedestal	ML22FF	1	\$460	

MLP205: Management Suite - Bow Front Desk w/Rectangular Credenza*


Package Contents	Model Number	Quantity	List Price	Package Price
Bow Desk	ML7242BD	1	\$718	\$2497
Credenza - Rectangular	ML7224C	1	\$425	
Hutch - 72"	ML72HO	1	\$549	
Bridge	ML4224FB	1	\$329	
Box/Box/File Pedestal	ML22BBF	1	\$476	

MLP202R: Management Suite - "D" Island w/Left Extended Credenza


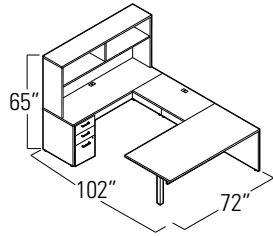
Package Contents	Model Number	Quantity	List Price	Package Price
"D" Island w/Square Post	ML7236DM	1	\$561	\$2410
Extended Corner Credenza - LEFT	ML7236CEL	1	\$597	
Hutch - 72"	ML72HO	1	\$549	
Bridge	ML4224FB	1	\$329	
Hanging Box/File Pedestal	ML22HBF	1	\$374	

MLP121: "U" Shaped Suite


Package Contents	Model Number	Quantity	List Price	Package Price
Rectangular Island w/Square Post	ML7236RM	1	\$561	\$2445
Bridge	ML4224FB	1	\$329	
Credenza - Rectangular	ML7224C	1	\$425	
Hutch - 72"	ML72HO	1	\$549	
Laminate Doors	ML36DRL	1	\$105	
Box/Box/File Pedestal	ML22BBF	1	\$476	

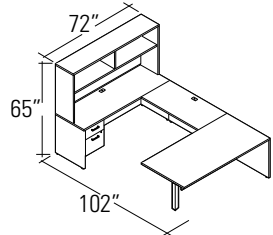
* Can be assembled left or right

MLP221: Management Suite - Rectangular Island*



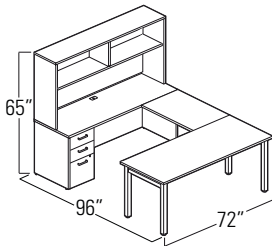
Package Contents	Model Number	Quantity	List Price	Package Price
Rectangular Island w/Square Post	ML7236RM	1	\$561	\$2340
Bridge	ML4224FB	1	\$329	
Credenza - Rectangular	ML7224C	1	\$425	
Hutch - 72"	ML72HO	1	\$549	
Box/Box/File Pedestal	ML22BBF	1	\$476	

MLP321: "U" Shaped Suite



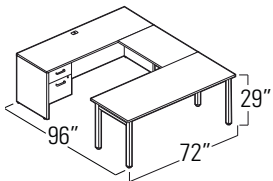
Package Contents	Model Number	Quantity	List Price	Package Price
Rectangular Island w/Square Post	ML7236RM	1	\$561	\$2238
Bridge	ML4224FB	1	\$329	
Credenza - Rectangular	ML7224C	1	\$425	
Hutch - 72"	ML72HO	1	\$549	
Hanging Box/File Pedestal	ML22HBF	1	\$374	

MLP229: "U" Shaped Suite*



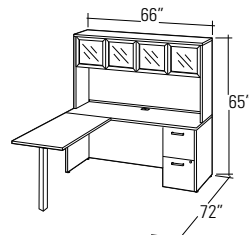
Package Contents	Model Number	Quantity	List Price	Package Price
Table Desk	ML7230DWL	1	\$639	\$2276
Bridge Top	ML4224B	1	\$187	
Credenza - Rectangular	ML7224C	1	\$425	
Hutch - 72"	ML72HO	1	\$549	
Box/Box/File Pedestal	ML22BBF	1	\$476	

MLP228: "U" Shaped Suite*



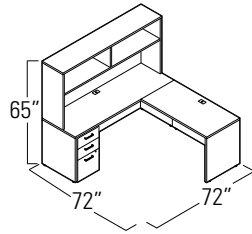
Package Contents	Model Number	Quantity	List Price	Package Price
Table Desk	ML7230DWL	1	\$639	\$1625
Bridge Top	ML4224B	1	\$187	
Credenza - Rectangular	ML7224C	1	\$425	
Hanging Box/File Pedestal	ML22HBF	1	\$374	

MLP235: Management "L" Suite

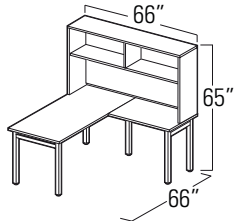


Package Contents	Model Number	Quantity	List Price	Package Price
Rectangular Island w/Square Post	ML4824RI	1	\$387	\$2721
Credenza - Rectangular	ML6624C	1	\$380	
Glazed Doors	ML33DRAG	2	\$485	
Hutch - 66"	ML66HO	1	\$524	
File/File Pedestal	ML22FF	1	\$460	

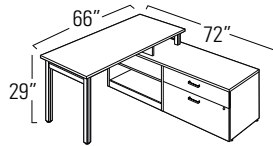
* Can be assembled left or right

MLP206: Supervisor Suite w/Rectangular Credenza*


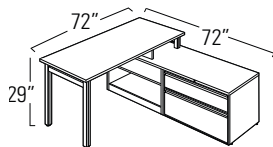
Package Contents	Model Number	Quantity	List Price	Package Price
Return	ML4824R	1	\$385	\$1835
Credenza - Rectangular	ML7224C	1	\$425	
Box/Box/File Pedestal	ML22BBF	1	\$476	
Hutch - 72"	ML72HO	1	\$549	

MLP227: "L" Shaped Suite*


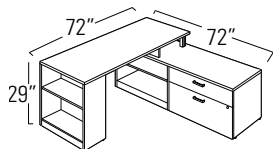
Package Contents	Model Number	Quantity	List Price	Package Price
Table Desk	ML6630DWL	1	\$623	\$1458
Return	ML3624RWL	1	\$311	
Hutch - 66"	ML66HO	1	\$524	

MLP238: Ionic "L" Shape Suite*


Package Contents	Model Number	Quantity	List Price	Package Price
Overlap Desk with Legs	ML6630POL	1	\$617	\$1978
Low Shelf Unit - No Top	ML2136CO	1	\$485	
Low Box/File - No Top	ML2136BF	1	\$717	
Top For 24"D Storage Unit	ML7224LT	1	\$159	

MLP236: Ionic and MVL "L" Shape Suite*


Package Contents	Model Number	Quantity	List Price	Package Price
Overlap Desk with Legs	ML7230POL	1	\$631	\$1848
1 ½ Open Shelf	M19361XSN	1	\$434	
1 ½ Drawer High Lateral Cabinet	M1936PXB	1	\$627	
Top For 19.25"D Storage Unit	ML7219LT	1	\$156	

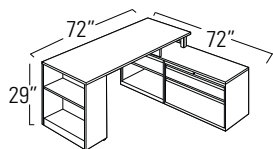
MLP237: Ionic "L" Shape Suite*


Package Contents	Model Number	Quantity	List Price	Package Price
Overlap Desk with Bookcase	ML7230POB	1	\$969	\$2330
Low Shelf Unit - No Top	ML2136CO	1	\$485	
Low Box/File - No Top	ML2136BF	1	\$717	
Top For 24"D Storage Unit	ML7224LT	1	\$159	

* Can be assembled left or right

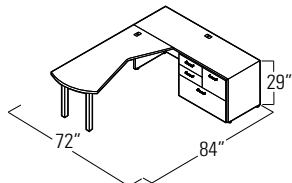
I IONIC™ - PACKAGES

MLP241: Ionic and MVL "L" Shape Suite*



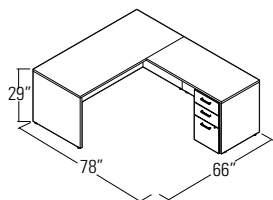
Package Contents	Model Number	Quantity	List Price	Package Price
Overlap Desk with Bookcase	ML7224POB	1	\$903	\$2120
1 ½ Open Shelf	M19361XSN	1	\$434	
1 ½ Drawer High Lateral Cabinet	M1936PXB	1	\$627	
Top For 19.25"D Storage Unit	ML7219LT	1	\$156	

MLP217L: "L" Shape w/Delta Surface



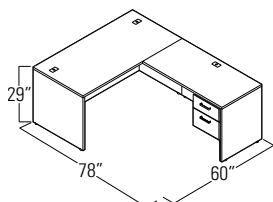
Package Contents	Model Number	Quantity	List Price	Package Price
Credenza - Rectangular	ML7224C	1	\$425	\$1632
Delta Island w/2 Square Posts - LEFT	ML6030PL	1	\$462	
Multi-Storage Unit - No Top	ML3622MS	1	\$745	

MLP108: "L" Shape Desk*



Package Contents	Model Number	Quantity	List Price	Package Price
Rectangular Desk	ML6630D	1	\$412	\$1273
Return	ML4824R	1	\$385	
Box/Box/File Pedestal	ML22BBF	1	\$476	

MLP107: "L" Shape Desk*



Package Contents	Model Number	Quantity	List Price	Package Price
Rectangular Desk	ML6030D	1	\$386	\$1145
Return	ML4824R	1	\$385	
Hanging Box/File Pedestal	ML22HBF	1	\$374	

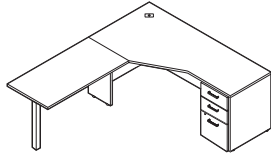
MLP116R - "L" Shape 72" x 84"



Package Contents	Model Number	Quantity	List Price	Package Price
Extended Corner Credenza - RIGHT	ML7236CER	1	\$597	\$1460
Rectangular Island w/Square Post	ML4824RI	1	\$387	
Box/Box/File Pedestal	ML22BBF	1	\$476	

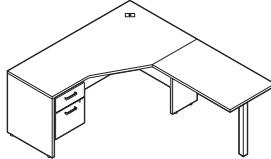
* Can be assembled left or right

MLP116L: "L" Shape 84" x 72"



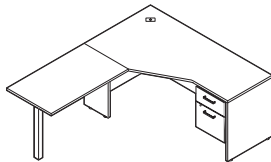
Package Contents	Model Number	Quantity	List Price	Package Price
Extended Corner Credenza - LEFT	ML7236CEL	1	\$597	\$1460
Rectangular Island w/Square Post	ML4824RI	1	\$387	
Box/Box/File Pedestal	ML22BBF	1	\$476	

MLP115R: "L" Shape 66" x 78"



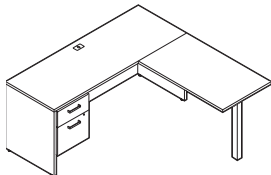
Package Contents	Model Number	Quantity	List Price	Package Price
Extended Corner Credenza - RIGHT	ML6636CER	1	\$526	\$1264
Rectangular Island w/Square Post	ML4224RI	1	\$364	
Hanging Box/File Pedestal	ML22HBF	1	\$374	

MLP115L: "L" Shape 78" x 66"



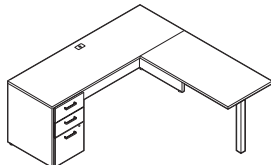
Package Contents	Model Number	Quantity	List Price	Package Price
Extended Corner Credenza - LEFT	ML6636CEL	1	\$526	\$1264
Rectangular Island w/Square Post	ML4224RI	1	\$364	
Hanging Box/File Pedestal	ML22HBF	1	\$374	

MLP113: "L" Shape 66" x 66"*



Package Contents	Model Number	Quantity	List Price	Package Price
Credenza - Rectangular	ML6624C	1	\$380	\$1118
Rectangular Island w/Square Post	ML4224RI	1	\$364	
Hanging Box/File Pedestal	ML22HBF	1	\$374	

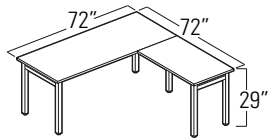
MLP114 - "L" Shape 72" x 72"*



Package Contents	Model Number	Quantity	List Price	Package Price
Credenza - Rectangular	ML7224C	1	\$425	\$1288
Rectangular Island w/Square Post	ML4824RI	1	\$387	
Box/Box/File Pedestal	ML22BBF	1	\$476	

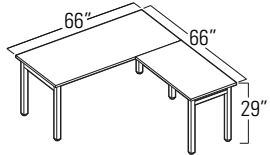
* Can be assembled left or right

MLP224: "L" Shape Suite*



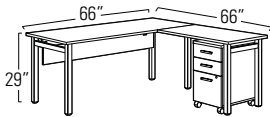
Package Contents	Model Number	Quantity	List Price	Package Price
Table Desk	ML7230DWL	1	\$639	\$975
Return	ML4224RWL	1	\$336	

MLP222: "L" Shape Suite*



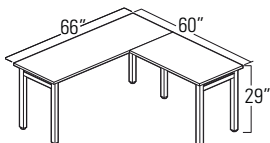
Package Contents	Model Number	Quantity	List Price	Package Price
Table Desk	ML6630DWL	1	\$623	\$934
Return	ML3624RWL	1	\$311	

MLP231: "L" Shape Suite*



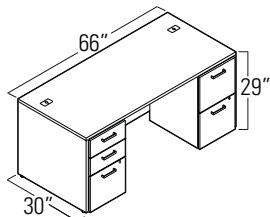
Package Contents	Model Number	Quantity	List Price	Package Price
Table Desk	ML6630DWL	1	\$623	\$1754
Return	ML3624RWL	1	\$311	
Box/Box/File Mobile Pedestal	MLMP22BBF	1	\$656	
Modesty Panel for Table Desk	ML6612MPT	1	\$164	

MLP223: "L" Shape Suite*



Package Contents	Model Number	Quantity	List Price	Package Price
Table Desk	ML6624DWL	1	\$576	\$887
Return	ML3624RWL	1	\$311	

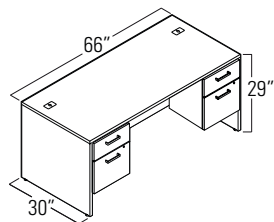
MLP109 - 66" x 30" Double Pedestal Desk



Package Contents	Model Number	Quantity	List Price	Package Price
Rectangular Desk	ML6630D	1	\$412	\$1348
Box/Box/File Pedestal	ML22BBF	1	\$476	
File/File Pedestal	ML22FF	1	\$460	

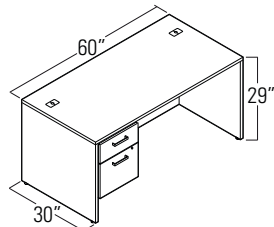
* Can be assembled left or right

MLP110: 66" x 30" Double Pedestal Desk



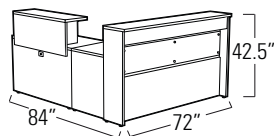
Package Contents	Model Number	Quantity	List Price	Package Price
Rectangular Desk	ML6630D	1	\$412	\$1160
Hanging Box/File Pedestal	ML22HBF	2	\$374	

MLP111: 60" x 30" Single Pedestal Desk*



Package Contents	Model Number	Quantity	List Price	Package Price
Rectangular Desk	ML6030D	1	\$386	\$760
Hanging Box/File Pedestal	ML22HBF	1	\$374	

MLP633: Reception Suite



Package Contents	Model Number	Quantity	List Price	Package Price
Reception Desk	ML72MRD	1	\$2600	\$3362
Return	ML4824R	1	\$385	
Reception Desk Top	ML36RT	1	\$377	

* Can be assembled left or right

TABLE DESKS & COMPONENTS

MODEL

DIMENSIONS
IN
MM
W x D x HWEIGHT
LB
KGVOLUME
FT³
MT³

LIST PRICE




Table Desk

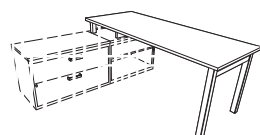
24" deep

ML3624DWL	36 x 24 x 29 914 x 610 x 737	67 30.39	3.7 0.1	\$482
ML4824DWL	48 x 24 x 29 1219 x 610 x 737	76 34.47	4.1 0.11	\$503
ML5424DWL	54 x 24 x 29 1372 x 610 x 737	81 36.74	4.2 0.11	\$526
ML6024DWL	60 x 24 x 29 1524 x 610 x 737	89 40.37	4.4 0.12	\$550
ML6624DWL	66 x 24 x 29 1676 x 610 x 737	89 40.37	4.6 0.13	\$576
ML7224DWL	72 x 24 x 29 1829 x 610 x 737	93 42.18	4.8 0.13	\$589

30" deep

ML6030DWL	60 x 30 x 29 1524 x 762 x 737	103 46.72	5.5 0.15	\$599
ML6630DWL	66 x 30 x 29 1676 x 762 x 737	104 47.17	5.7 0.16	\$623
ML7230DWL	72 x 30 x 29 1829 x 762 x 737	111 50.35	5.9 0.16	\$639

Freestanding rectangular desk with two H-legs and stability panel. Accepts laminate modesty panel. Shipped easy to assemble in 2 cartons.



Overlap Desk w/Legs

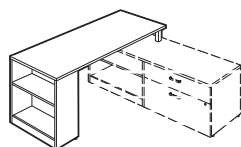
24" deep

ML6624POL	66 x 24 x 29 1676 x 610 x 737	69 31.3	5 0.14	\$560
ML7224POL	72 x 24 x 29 1829 x 610 x 737	73 33.11	5.25 0.14	\$577

30" deep

ML6630POL	66 x 30 x 29 1676 x 762 x 737	81 36.74	5.75 0.16	\$617
ML7230POL	72 x 30 x 29 1829 x 762 x 737	86 39.01	6 0.16	\$631

To overlap and be supported by low storage and 22.25"H shelving units. Includes one 28" high H-leg, one 5 3/4" high H-leg support and laminate support spacer. Specify laminate finish for top and support spacer and H-leg finish. Alternative: May also be supported by a 1 1/2 high MVL steel storage unit with a 1" thick laminate top. Shipped easy to assemble in 2 cartons.



Overlap Desk w/Bookcase


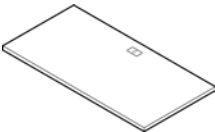
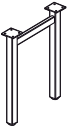

24" deep

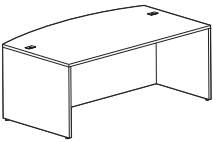
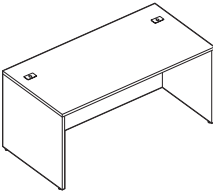
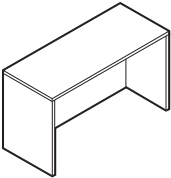
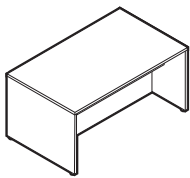
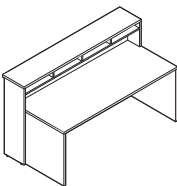
ML7224POB	72 x 24 x 29 1829 x 610 x 737	94 42.64	10 0.28	\$903
-----------	----------------------------------	-------------	------------	--------------

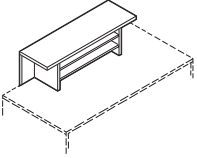
30" deep

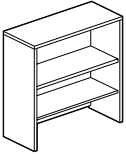
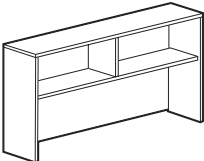
ML7230POB	72 x 30 x 29 1829 x 762 x 737	118 53.52	11.5 0.32	\$969
-----------	----------------------------------	--------------	--------------	--------------

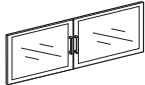
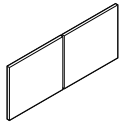

To overlap and be supported by low storage and 22.25"H shelving units. Includes one 12"D bookcase with an adjustable shelf, one 5 3/4" high H-leg support and laminate support spacer. Specify laminate finish for top and support spacer, laminate finish for bookcase and H-leg finish. Alternative: May also be supported by a 1 1/2 high MVL steel storage unit with a 1" thick laminate top. Shipped easy to assemble in 3 cartons.

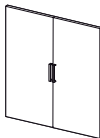
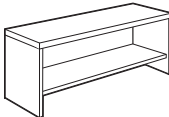
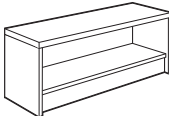
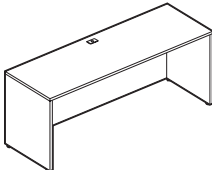
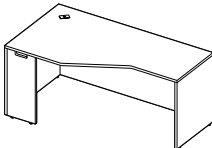
TABLES DESK & COMPONENTS	MODEL #	DIMENSIONS ^{IN} _{MM}	WEIGHT ^{LB} _{KG}	VOLUME ^{FT³} _{MT³}	LIST PRICE
 <p>Return</p>	W x D x H				
	ML3024RWL	30 x 24 x 29 762 x 610 x 737	50 22.68	3.5 0.09	\$307
	ML3624RWL	36 x 24 x 29 914 x 610 x 737	55 24.95	3.7 0.1	\$311
	ML4224RWL	42 x 24 x 29 1067 x 610 x 737	59 26.76	3.9 0.11	\$336
	ML4824RWL	48 x 24 x 29 1219 x 610 x 737	64 29.03	4.1 0.11	\$341
	ML5424RWL	54 x 24 x 29 1372 x 610 x 737	67 30.39	4.2 0.11	\$365
 <p>Bridge Top</p>	ML3624B	36 x 24 x 1 914 x 610 x 25	35 15.88	2 0.05	\$168
	ML4224B	42 x 24 x 1 1067 x 610 x 25	40 18.14	2 0.05	\$187
	ML4824B	48 x 24 x 1 1219 x 610 x 25	44 19.96	2 0.05	\$197
	Connects flush between two freestanding units with full end gables or two H-legs. Shipped easy to assemble in 1 carton.				
 <p>H-Leg</p>	ML24LEG	23 x 4 x 28 584 x 102 x 711	19 8.62	3 0.08	\$96
	For use with 24" deep tops only. Shipped assembled in 1 carton.				
 <p>Modesty Panel for Table Desks</p>	ML4812MPT	42 x 0.68 x 12 1067 x 17 x 305	24 10.89	1 0.02	\$149
	ML5412MPT	48 x 0.68 x 12 1219 x 17 x 305	26 11.79	1 0.02	\$155
	ML6012MPT	54 x 0.68 x 12 1372 x 17 x 305	28 12.7	1 0.02	\$160
	ML6612MPT	60 x 0.68 x 12 1524 x 17 x 305	32 14.51	1.5 0.04	\$164
	ML7212MPT	66 x 0.68 x 12 1676 x 17 x 305	27 12.25	1.5 0.04	\$169
	ML4812MPT can be used with ML4824DWL. ML5412MPT can be used with ML5424DWL. ML6012MPT can be used with ML6030DWL and ML6024DWL. ML6612MPT can be used with ML6630DWL and ML6624DWL. ML7212MPT can be used with ML7230DWL and ML7224DWL. To be secured to H-leg tabs with wood screws provided, pilot holes pre-drilled. Shipped in 1 carton.				

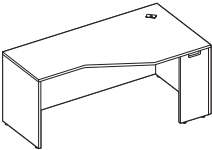
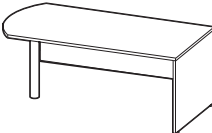
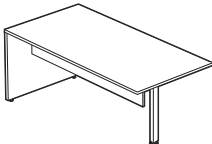
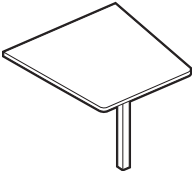
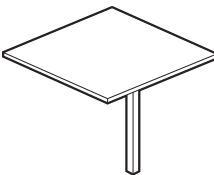
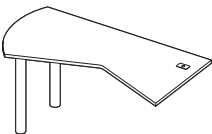
DESKS	MODEL #	DIMENSIONS ^{IN} MM	WEIGHT ^{LB} KG	VOLUME ^{FT³} MT ³	LIST PRICE
 <p>Bow Desk</p>	W x D x H				
	ML7242BD	72 x 36 x 29 1829 x 914 x 737	176 79.83	7 0.19	\$718
 <p>Rectangular Desk</p>	ML6030D	60 x 30 x 29 1524 x 762 x 737	125 56.7	4.5 0.12	\$386
	ML6630D	66 x 30 x 29 1676 x 762 x 737	132 59.87	5 0.14	\$412
	ML7230D	72 x 30 x 29 1829 x 762 x 737	157 71.21	5.5 0.15	\$452
	ML7236D	72 x 36 x 29 1829 x 914 x 737	160 72.57	6 0.16	\$478
	Rectangular desks with two wire grommets and a full modesty panel. 30" deep - modesty panel recessed 4.3". 36" deep - modesty panel recessed 5.0". Shipped easy to assemble in 1 carton.				
 <p>Space Saver Desks, Single Sided</p>	ML482028CT	48 x 20 x 28 1219 x 508 x 711	73.4 33.29	2.8 0.07	\$428
	ML542028CT	54 x 20 x 28 1372 x 508 x 711	83.1 37.69	3.2 0.09	\$449
	ML602028CT	60 x 20 x 28 1524 x 508 x 711	92.9 42.14	3.5 0.09	\$466
	28"H overall. 20"D surface ideal as touch down space with option to include desktop power module. Inset back to accommodate cable management. Optional cut-out to accommodate Cove mini power module; power module to be ordered separately (see page 128). Cut-out options: FOG1 (left), FOG2 (centered) or FOG3 (right). Best suited for use with Craft lounge series, refer to seating section of the price list pages 27-29 or other occasional seating. Shipped easy to assemble in 1 carton.				
 <p>Community Desks, Double Sided</p>	ML483628CT	48 x 36 x 28 1219 x 914 x 711	130.1 59.01	4.2 0.11	\$622
	ML543628CT	54 x 36 x 28 1372 x 914 x 711	140.1 63.55	4.3 0.12	\$647
	ML603628CT	60 x 36 x 28 1524 x 914 x 711	150.1 68.08	4.8 0.13	\$676
	28"H overall. Ideal for use in common areas as a casual meeting or workspace; accommodates users on either side. Center modesty panel is short to the underside of top by 6.5" with two support channels on either side of modesty creating a cavity for addition of power modules and cable management. Optional FOG1, FOG2 or FOG3 surface grommets also may accommodate Cove mini power module; power module to be ordered separately (see page 128). Side pass-through grommets are optional (Options: PTL pass-through left side, PTR pass-through right side or PT2 pass-through both sides). Best suited for use with Craft lounge series, refer to seating section of the price list pages 27-29. Shipped easy to assemble in 1 carton.				
 <p>Reception Desk</p>	ML72MRD	72 x 36.5 x 42 1829 x 927 x 1067	300 136.08	32 0.9	\$2600
	When specifying <u>two</u> finishes: First finish: mantle top and desk worksurface. Second finish: vertical surfaces and pigeon holes. Includes desk, reception mantle, glass panel mounted onto White melamine, light kit and four pigeon holes. Desk and mantle do not attach. Desk shipped easy to assemble in 1 carton. Mantle shipped easy to assemble in 2 carton.				

DESKS	MODEL #	DIMENSIONS <small>IN MM</small>	WEIGHT <small>LB KG</small>	VOLUME <small>FT³ MT³</small>	LIST PRICE
		W x D x H			
	ML36RT	36 x 13 x 13 914 x 330 x 330	50 22.68	2.5 0.07	\$377
	ML42RT	42 x 13 x 13 1067 x 330 x 330	66 29.94	3 0.08	\$412
	Reception desk top that fits onto worksurfaces. Two shelves. Includes two-sided tape. Note: 13" high above surface, 17" high overall. Shipped easy to assemble in 1 carton.				

HUTCHES	MODEL #	DIMENSIONS <small>IN MM</small>	WEIGHT <small>LB KG</small>	VOLUME <small>FT³ MT³</small>	LIST PRICE
	ML36HO	36 x 15 x 36 914 x 381 x 914	90 40.82	4 0.11	\$430
	ML36HO has a fixed center shelf and an adjustable lower shelf. Predrilled to accommodate glazed (ML36PHGD) or laminate (ML36PHLD) doors. Shipped easy to assemble in 1 carton.				
	ML66HO	66 x 15 x 36 1676 x 381 x 914	132 59.87	5 0.14	\$524
	ML72HO	72 x 15 x 36 1829 x 381 x 914	140 63.5	6 0.16	\$549
ML72HO and ML66HO have fixed shelf dividers. Can be used on any straight worksurface. 20" of clearance between worksurface and bottom of hutch. Predrilled to accommodate glazed or laminate doors. Shipped easy to assemble in 1 carton.					

HUTCH DOORS	MODEL #	DIMENSIONS <small>IN MM</small>	WEIGHT <small>LB KG</small>	VOLUME <small>FT³ MT³</small>	LIST PRICE
	ML33DRAG	31.76 x 0.81 x 14.68 807 x 21 x 373	8 3.63	1.5 0.04	\$485
	ML36DRAG	34.76 x 0.81 x 14.68 883 x 21 x 373	10 4.54	1.5 0.04	\$500
Set of two glazed doors for one side of hutch. Hinges included. Non locking. Not intended for use with laminate doors. Shipped in 1 carton. ML33DRAG - Set of 2 doors for ML66HO with a total width of 33". ML36DRAG - Set of 2 doors for ML72HO with a total width of 36".					
	ML33DRL	31.76 x 0.68 x 15 807 x 17 x 381	18 8.16	2 0.05	\$101
	ML36DRL	34.76 x 0.68 x 15 883 x 17 x 381	20 9.07	2 0.05	\$105
Set of two laminate doors for one side of hutch. Hinges included. Non locking. Not intended for use with glazed doors. Shipped in 1 carton. ML33DRL - Set of 2 doors for ML66HO with a total width of 33". ML36DRL - Set of 2 doors for ML72HO with a total width of 36".					
	ML36PHGD	34.8 x 0.81 x 34.81 884 x 21 x 884	45 20.41	1.5 0.04	\$925
Set of two aluminum framed glazed doors that fit onto 36" wide hutch <u>only</u> . Handles included. Non locking. Shipped in 1 carton.					

HUTCH DOORS		MODEL #	DIMENSIONS	WEIGHT	VOLUME	LIST PRICE
	Laminate Doors for 36" Hutch	ML36PHLD	W x D x H			
			34.8 x 0.68 x 34.81 884 x 17 x 884	35 15.88	0.75 0.02	\$236
		Set of two laminate doors that fit onto 36" wide hutch <u>only</u> . Handles included. Non locking. Shipped in 1 carton.				
DESKTOP STORAGE						
	Desktop Storage - Low Open	ML36LDTS	36 x 12 x 12 914 x 305 x 305	50 22.68	3.6 0.1	\$385
		ML42LDTS	42 x 12 x 12 1067 x 305 x 305	59 26.76	4.2 0.11	\$421
		ML48LDTS	48 x 12 x 12 1219 x 305 x 305	69 31.3	4.9 0.13	\$443
		ML54LDTS	54 x 12 x 12 1372 x 305 x 305	80 36.29	5.5 0.15	\$471
		Desktop storage secures with double sided tape included to surface mounting on. Inside clearance 7.25"H, 3"H open bottom. 54" wide unit has a center vertical divider. Shipped assembled in 1 carton.				
	Desktop Storage with Fascia	ML36LDTSF	36 x 12 x 12 914 x 305 x 305	54 24.49	3.6 0.1	\$399
		ML42LDTSF	42 x 12 x 12 1067 x 305 x 305	63 28.58	4.2 0.11	\$437
		ML48LDTSF	48 x 12 x 12 1219 x 305 x 305	73 33.11	4.9 0.13	\$460
		ML54LDTSF	54 x 12 x 12 1372 x 305 x 305	84 38.1	5.5 0.15	\$488
		Desktop storage secures with double sided tape included to surface mounting on. 54" wide unit has a center vertical divider. Inside clearance 7.25"H, fascia is optional with cut-out to accommodate Cove mini power module MVCOVSM2B/S or MVCOVS1UB/S; power module to be ordered separately (see page 128). Cut-out options: FOG1 (left), FOG2 (centered) or FOG3 (right). MLxxLDTSF back is short to allow cable from power module to pass through back. Shipped assembled in 1 carton.				
CREDENZAS						
	Credenza - Rectangular	ML7224C	72 x 24 x 29 1829 x 610 x 737	123 55.79	5 0.14	\$425
		ML6624C	66 x 24 x 29 1676 x 610 x 737	117 53.07	4.5 0.12	\$380
		Rectangular credenza with a surface wire grommet and a modesty panel wire grommet. Flush and full height modesty panel. Optional 12"H modesty panel available, please specify (12). Shipped easy to assemble in 1 carton.				
EXTENDED CORNER CREDENZAS						
	Extended Corner Credenza - LEFT	ML6636CEL	66 x 36 x 29 1676 x 914 x 737	142 64.41	5.5 0.15	\$526
		ML7236CEL	72 x 36 x 29 1829 x 914 x 737	150 68.04	6 0.16	\$597
		Narrow and full gables. Narrow end gable can be connected to 24"D return or flush bridge. Full end panel cannot be connected. Corner wire grommet. Optional 12"H modesty panel available, please specify (12). Shipped easy to assemble in 1 carton.				

EXTENDED CORNER CREDENZAS		MODEL #	DIMENSIONS ^{IN} _{MM}	WEIGHT ^{LB} _{KG}	VOLUME ^{FT³} _{MT³}	LIST PRICE
			W x D x H			
	ML6636CER	66 x 36 x 29 1676 x 914 x 737	142 64.41	5.5 0.15	\$526	
	ML7236CER	72 x 36 x 29 1829 x 914 x 737	150 68.04	6 0.16	\$597	
	Narrow and full gables. Narrow end gable can be connected to 24"D return or flush bridge. Full end panel cannot be connected. Corner wire grommet. Full height modesty panel. Optional 12"H modesty panel available, please specify (12) . Shipped easy to assemble in 1 carton.					
ISLANDS WITH MODESTY						
	ML6630DM	66 x 30 x 29 1676 x 762 x 737	91 41.28	5 0.14	\$478	
	ML7236DM	72 x 36 x 29 1829 x 914 x 737	108 48.99	6 0.16	\$561	
	Square post and modesty panel with 16" clearance. No grommet. Must be connected. Reversible. Shipped easy to assemble in 2 cartons.					
	ML6630RM	66 x 30 x 29 1676 x 762 x 737	88 39.92	5 0.14	\$478	
	ML7236RM	72 x 36 x 29 1829 x 914 x 737	114 51.71	6 0.16	\$561	
	Square post and modesty panel with 16" clearance. No grommet. Must be connected. Reversible. Shipped easy to assemble in 2 cartons.					
ISLANDS WITHOUT MODESTY						
	ML3636WI	36 x 36 x 29 914 x 914 x 737	35.8 16.24	2.34 0.06	\$357	
	ML4242WI	42 x 42 x 29 1067 x 1067 x 737	45.8 20.77	3.04 0.08	\$430	
	36" or 42" wide where surface connects. Use to create a collaborative huddle table with open shelf ML36290S or ML42290S. Connecting hardware included. Shipped easy to assemble in 2 cartons.					
	ML3636SI	36 x 36 x 29 914 x 914 x 737	37.8 17.15	2.34 0.06	\$345	
	ML4242SI	42 x 42 x 29 1067 x 1067 x 737	47.8 21.68	3.04 0.08	\$416	
	36" or 42" wide where surface connects. Use to create a collaborative huddle table with open shelf ML36290S or ML42290S. Connecting hardware included. Shipped easy to assemble in 2 cartons.					
	ML6030PL	60 x 30 x 29 1524 x 762 x 737	63 28.58	2.5 0.07	\$462	
	30"D where surface connects. Corner wire grommet. Two square posts. Connecting hardware included. Optional modesty panel available. Shipped easy to assemble in 3 cartons.					

ISLANDS WITHOUT MODESTY

MODEL

DIMENSIONS

IN
MM

WEIGHT

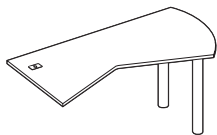
LB
KG

VOLUME

FT³
MT³

LIST PRICE

W x D x H



Delta Island w/Square Post Legs - RIGHT

ML6030PR

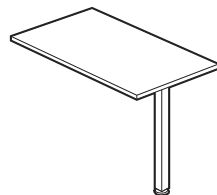
60 x 30 x 29
1524 x 762 x 737

63
28.58

2.5
0.07

\$462

30"D where surface connects. Corner wire grommet. Two square posts. Connecting hardware included. Optional modesty panel available. Shipped easy to assemble in 3 cartons.



Rectangular Island w/Square Post Leg

ML4224RI

42 x 24 x 29
1067 x 610 x 737

19
8.62

2
0.05

\$364

ML4824RI

48 x 24 x 29
1219 x 610 x 737

21
9.53

2
0.05

\$387

24"D where surface connects. One square post. Connecting hardware included. Optional modesty panel available. Reversible. Shipped easy to assemble in 2 cartons.

MODESTY PANELS

W x D x H



Modesty Panel for Island Surfaces

ML4212MP

32 x 0.68 x 12
813 x 17 x 305

15
6.8

0.65
0.01

\$142

ML4812MP

38 x 0.68 x 12
965 x 17 x 305

20
9.07

0.75
0.02

\$165

ML6012MP

45 x 0.68 x 12
1143 x 17 x 305

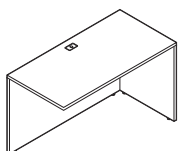
25
11.34

1
0.02

\$168

ML4212MP can be used with ML4224RI. ML4812MP can be used with ML4824RI. ML6012MP can be used with ML6030PL and ML6030PR. Shipped easy to assemble in 1 carton.

RETURNS



Return

ML3024R

30 x 24 x 29
762 x 610 x 737

61
27.67

2.5
0.07

\$357

ML3624R

36 x 24 x 29
914 x 610 x 737

68
30.84

3
0.08

\$368

ML4224R

42 x 24 x 29
1067 x 610 x 737

76
34.47

3.5
0.09

\$381

ML4824R

48 x 24 x 29
1219 x 610 x 737

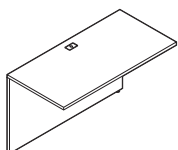
85
38.56

4
0.11

\$385

For use with rectangular desks, credenzas and corner credenzas. Two grommets. Reversible. Optional 12"H modesty panel available, please specify **(12)**. Shipped easy to assemble in 1 carton.

BRIDGES



Bridge

ML3624FB

36 x 24 x 29
914 x 610 x 737

55
24.95

2
0.05

\$318

ML4224FB

42 x 24 x 29
1067 x 610 x 737

65
29.48

2.5
0.07

\$329

ML4824FB



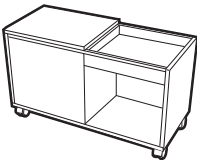
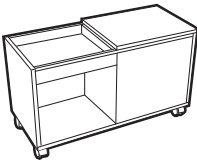

48 x 24 x 29
1219 x 610 x 737



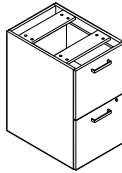
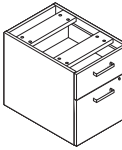
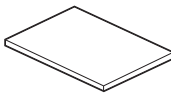
75
34.02

3
0.08

\$341

To create a "U" shape by connecting two units with full end gables. Two wire grommets. Connecting hardware included. Optional 12"H modesty panel available, please specify **(12)**. Shipped easy to assemble in 1 carton.

MOBILE PEDESTALS	MODEL #	DIMENSIONS <small>IN MM</small>	WEIGHT <small>LB KG</small>	VOLUME <small>FT³ MT³</small>	LIST PRICE
 <p>Box/File Mobile Pedestal</p>	W x D x H				
	MLMP22BF	16 x 22 x 23 406 x 559 x 584	80 36.29	7 0.19	\$576
<p>One box drawer and one front locking file drawer. Supported by five casters with two front locking casters. Pencil tray included. File drawer accommodates front-to-back letter size or side-to-side legal size files. Optional cushion available. Shipped assembled in 1 carton.</p> <p>Limited Lifetime Warranty (5-year exceptions apply - see page 148). Weight capacity for this series is 300 lbs.</p>					
 <p>Box/Box/File Mobile Pedestal</p>					
	MLMP22BBF	16 x 22 x 27 406 x 559 x 686	95 43.09	8 0.22	\$656
<p>Two box drawers and one front locking file drawer. Front locking casters. Pencil tray included. File drawer accommodates front-to-back letter size or side-to-side legal size files. Sits flush with user edge under 30"D table desks with or without modesty panel or 24"D returns without modesty panel. Does not sit flush under 24"D table desk. Shipped assembled in 1 carton.</p>					
 <p>Mobile Ped Buddy - LEFT</p>					
	MLMPB34L	16 x 34 x 20 406 x 864 x 508	62 28.12	8.75 0.24	\$703
<p>All laminate construction with a Brushed Chrome trim. Accepts legal or letter hanging file folders in file box; right side is split with an upper open box and a lower open shelf ideal for neatly storing reference materials, larger personal items or a recycling bin within a workspace. Sliding top conceals or exposes one side or the other and accepts an optional cushion to provide extra seating for guests. Shipped assembled in 1 carton.</p>					
 <p>Mobile Ped Buddy - RIGHT</p>					
	MLMPB34R	16 x 34 x 20 406 x 864 x 508	62 28.12	8.75 0.24	\$703
<p>All laminate construction with a Brushed Chrome trim. Accepts legal or letter hanging file folders in file box; left side is split with an upper open box and a lower open shelf ideal for neatly storing reference materials, larger personal items or a recycling bin within a workspace. Sliding top conceals or exposes one side or the other and accepts an optional cushion to provide extra seating for guests. Shipped assembled in 1 carton.</p>					
 <p>Cushion for Mobile Ped Buddy</p>					
	MLMPBC18	17.6 x 14.8 x 1.5 447 x 376 x 38	10 4.54	0.8 0.02	\$108
<p>For use with MLMPB34L or MLMPB34R. Available in all Global grade 1 seating textiles or in Luxhide bonded leather. 1 carton.</p> <p>Limited Lifetime Warranty (5-year exceptions apply - see page 148). In seating applications, weight capacity for this series is 300 lbs.</p> <p>Alternate textile options: Graded-in textiles are available. No minimum quantities. Contact Customer Service for pricing.</p>					

PEDESTALS	MODEL #	DIMENSIONS <small>IN MM</small>	WEIGHT <small>LB KG</small>	VOLUME <small>FT³ MT³</small>	LIST PRICE
 <p>Cushion for Box/File Mobile Pedestal</p>		W x D x H			
	MLMPC22	16 x 22 x 2 406 x 559 x 51	8 3.63	0.9 0.02	\$117
 <p>Box/Box/File Pedestal</p>					
	ML22BBF	16 x 22 x 28 406 x 559 x 711	82 37.19	8 0.22	\$476
 <p>File/File Pedestal</p>					
	ML22FF	16 x 22 x 28 406 x 559 x 711	82 37.19	8 0.22	\$460
 <p>Hanging Box/File Pedestal</p>					
	ML22HBF	16 x 22 x 19 406 x 559 x 483	65 29.48	5 0.14	\$374
 <p>Pedestal Top</p>					
	ML22TOP	16 x 22 x 1 406 x 559 x 25	9 4.08	1 0.02	\$71

For use with MLMP22BF only. Available in all Global grade 1 seating textiles or in Luxhide bonded leather. 1 carton.

Limited Lifetime Warranty (5-year exceptions apply - see page 148).

In seating applications, weight capacity for this series is 300 lbs.

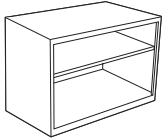
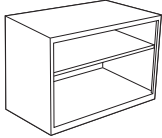
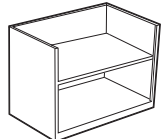

Alternate textile options: Graded-in textiles are available. No minimum quantities. Contact Customer Service for pricing.

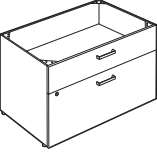
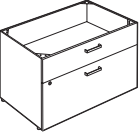


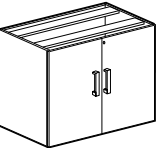
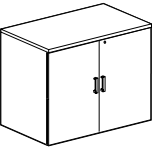
Two box drawers and one front locking file drawer. Pencil tray included. File drawer accommodates front-to-back letter size or side-to-side legal size files. Top is open. May be installed or moved to a left or right hand position within a **bow/rectangular/reception desk, return** or **credenza**. Shipped assembled in 1 carton.

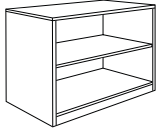
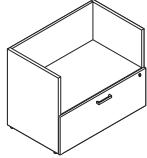
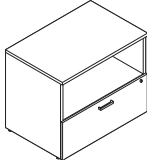
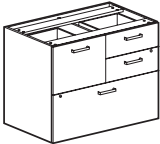
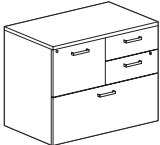
Two front locking file drawers. Can be moved to a left or right position. Top is open. Pencil tray included. File drawer accommodates front-to-back letter size or side-to-side legal size files. Shipped assembled in 1 carton.

One box drawer and one front locking file drawer. Pencil tray included. File drawer accommodates front-to-back letter size or side-to-side legal size files. Shipped assembled in 1 carton.

Top for ML22BBF and ML22FF pedestals. Includes mounting hardware. 1 carton.

STORAGE UNITS	MODEL #	DIMENSIONS <small>IN MM</small>	WEIGHT <small>LB KG</small>	VOLUME <small>FT³ MT³</small>	LIST PRICE
 <p>Low Shelf Unit w/Top</p>	W x D x H				
	ML2230COT	30 x 24 x 22.25 762 x 610 x 565	149 67.59	10.73 0.3	\$537
	ML2236COT	36 x 24 x 22.25 914 x 610 x 565	179 81.19	12.79 0.36	\$550
	24"D. Can be used as a freestanding shelf unit or to support overlap desk with leg or bookcase. One adjustable shelf. Specify top finish and chasis/shelf finish separately. Accepts ML2436C and ML2430C cushions. Shipped assembled in 1 carton.				
	ML2230NOT	30 x 19.25 x 22.25 762 x 489 x 565	116 52.62	8.71 0.24	\$521
	ML2236NOT	36 x 19.25 x 22.25 914 x 489 x 565	138 62.6	10.38 0.29	\$528
 <p>Low Shelf Unit w/Top</p>	19.25"D. Can be used as a freestanding shelf unit or to support overlap desk with leg or bookcase. One adjustable shelf. Specify top finish and chasis/shelf finish separately. Accepts ML1936C and ML1930C cushions. Shipped assembled in 1 carton.				
	ML2130CO	30 x 24 x 21.25 762 x 610 x 540	127 57.61	10.27 0.29	\$473
	ML2136CO	36 x 24 x 21.25 914 x 610 x 540	151 68.49	12.25 0.34	\$485
	24"D. Can be used to create a freestanding unit (two low storage units and a finished top). Can also support overlap desk with leg or bookcase. Shipped assembled in 1 carton.				
	ML2130NO	30 x 19.25 x 21.25 762 x 489 x 540	98 44.45	8.34 0.23	\$455
	ML2136NO	36 x 19.25 x 21.25 914 x 489 x 540	117 53.07	9.94 0.28	\$470
 <p>Low Shelf Unit - No Top</p>	19.25"D. Can be used to create a freestanding unit (two low storage units and a finished top). Can also support overlap desk with leg or bookcase. Shipped assembled in 1 carton.				
	ML2230BFT	30 x 24 x 22.25 762 x 610 x 565	165 74.84	10.73 0.3	\$784
	ML2236BFT	36 x 24 x 22.25 914 x 610 x 565	197 89.36	12.79 0.36	\$815
	24"D freestanding unit with one box drawer and one file drawer. Can also support overlap desk with leg or bookcase. Lock secures both drawers. Counterweight included. Specify top finish and chasis/drawer front finish separately. Shipped assembled in 1 carton.				
	ML230NBFT	30 x 19.25 x 22.25 762 x 489 x 565	134 60.78	8.71 0.24	\$763
	ML236NBFT	36 x 19.25 x 22.25 914 x 489 x 565	160 72.57	10.38 0.29	\$793
 <p>Low Box/File w/Top</p>	19.25"D freestanding unit with one box drawer and one file drawer. Can also support overlap desk with leg or bookcase. Lock secures both drawers. Counterweight included. Specify top finish and chasis/drawer front finish separately. Shipped assembled in 1 carton.				
	ML230NBFT	30 x 19.25 x 22.25 762 x 489 x 565	134 60.78	8.71 0.24	\$763
	ML236NBFT	36 x 19.25 x 22.25 914 x 489 x 565	160 72.57	10.38 0.29	\$793
	19.25"D freestanding unit with one box drawer and one file drawer. Can also support overlap desk with leg or bookcase. Lock secures both drawers. Counterweight included. Specify top finish and chasis/drawer front finish separately. Shipped assembled in 1 carton.				
	ML230NBFT	30 x 19.25 x 22.25 762 x 489 x 565	134 60.78	8.71 0.24	\$763
	ML236NBFT	36 x 19.25 x 22.25 914 x 489 x 565	160 72.57	10.38 0.29	\$793

STORAGE UNITS	MODEL #	DIMENSIONS ^{IN} _{MM}	WEIGHT ^{LB} _{KG}	VOLUME ^{FT³} _{MT³}	LIST PRICE
 <p>Low Box/File - No Top</p>	W x D x H				
	ML2130BF	30 x 24 x 21.25 762 x 610 x 540	141 63.96	10.27 0.29	\$693
	ML2136BF	36 x 24 x 21.25 914 x 610 x 540	167 75.75	12.25 0.34	\$717
	<p>24"D. Can be used to create a freestanding unit (two low storage units and a finished top). One box drawer and one front file drawer. Can also support overlap desk with leg or bookcase. Lock secures both drawers. Shipped assembled in 1 carton.</p>				
	ML2130NBF	30 x 19.25 x 21.25 762 x 489 x 540	114 51.71	8.34 0.23	\$674
	ML2136NBF	36 x 19.25 x 21.25 914 x 489 x 540	137 62.14	9.94 0.28	\$695
 <p>Low Box/File - No Top</p>	<p>19.25"D. Can be used to create a freestanding unit (two low storage units and a finished top). One box drawer and one front file drawer. Can also support overlap desk with leg or bookcase. Lock secures both drawers. Shipped assembled in 1 carton.</p>				
	ML3622LF	36 x 22 x 28 914 x 559 x 711	160 72.57	18 0.5	\$726
 <p>Lateral File - No Top</p>	<p>22"D. Fits under 24"D worksurface. Two front locking file drawers. File bars for front-to-back filing included. Shipped assembled in 1 carton.</p>				
	ML3624LFT	36 x 24 x 29 914 x 610 x 737	165 74.84	18 0.5	\$830
 <p>Lateral File w/Top</p>	<p>24"D. Two front locking file drawers. File bars for front-to-back filing included. Incorporates anti-tip feature - only one drawer can be opened at a time. Shipped assembled in 1 carton.</p>				
	ML3622SC	36 x 22 x 28 914 x 559 x 711	120 54.43	18 0.5	\$547
 <p>Storage Cabinet - No Top</p>	<p>22"D. Fits under 24"D worksurface. Two front locking doors. One adjustable shelf. Shipped assembled in 1 carton.</p>				
	ML3624SCT	36 x 24 x 29 914 x 610 x 737	125 56.7	18 0.5	\$652
 <p>Storage Cabinet w/Top</p>	<p>24"D. Two front locking doors. One adjustable shelf. Shipped assembled in 1 carton.</p>				

STORAGE UNITS	MODEL #	DIMENSIONS ^{IN} ^{MM}	WEIGHT ^{LB} ^{KG}	VOLUME ^{FT³} ^{MT³}	LIST PRICE
 <p>Open Shelf Storage</p>	W x D x H				
	ML3629OS	36 x 24 x 29 914 x 610 x 737	113 51.26	16.1 0.45	\$595
	ML4229OS	42 x 24 x 29 1067 x 610 x 737	132 59.87	18.1 0.51	\$645
	24"D. Units are open front and back. Use stand-alone or with wedge islands (ML3636WI, ML4242WI) or square islands (ML3636SI, ML4242SI) in corresponding width to create a collaborative huddle space. Centre fixed shelf. Shipped easy to assemble in 1 carton.				
 <p>Open Shelf/Lateral Drawer - No Top</p>	ML3622SL	36 x 22 x 28 914 x 559 x 711	169 76.66	15.92 0.45	\$678
	22"D. Fits under 24"D worksurface. One open shelf and one front locking lateral file drawer. Counterweight included. Shipped assembled in 1 carton.				
 <p>Open Shelf/Lateral Drawer w/Top</p>	ML3624SLT	36 x 24 x 29 914 x 610 x 737	172 78.02	16.47 0.46	\$728
	24"D. One open shelf and one front locking lateral file drawer. Counterweight included. Specify top finish and chasis/drawer front finish separately. Shipped assembled in 1 carton.				
 <p>Multi-Storage Unit - No Top</p>	ML3622MS	36 x 22 x 28 914 x 559 x 711	175 79.38	18 0.5	\$745
	22"D. Fits under 24"D worksurface. One full width file drawer, one half width file drawer and two half width box drawers. All drawers lock. File bars for front-to-back filing included. Incorporates anti-tip feature - only one drawer can be opened at a time. Shipped assembled in 1 carton.				
 <p>Multi-Storage Unit w/Top</p>	ML3624MST	36 x 24 x 29 914 x 610 x 737	180 81.65	18 0.5	\$850
	24"D. One full width file drawer, one half width file drawer and two half width box drawers. All drawers lock. File bars for front-to-back filing included. Incorporates anti-tip feature - only one drawer can be opened at a time. Shipped assembled in 1 carton.				

STORAGE UNITS

MODEL

DIMENSIONS

IN
MM

WEIGHT

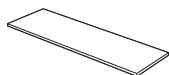
LB
KG

VOLUME

FT³
MT³

LIST PRICE

W x D x H



Top For 24"D Storage Unit

ML3624LT	36 x 24 x 1 914 x 610 x 25	23 10.43	1.5 0.04	\$96
ML6024LT	60 x 24 x 1 1524 x 610 x 25	35 15.88	1.91 0.05	\$148
ML6624LT	66 x 24 x 1 1676 x 610 x 25	39 17.69	2.08 0.05	\$152
ML7224LT	72 x 24 x 1 1829 x 610 x 25	52 23.59	2 0.05	\$159

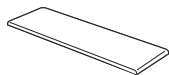
Single top for pair of 24"D storage units without tops. Ships with Titus connectors to secure to 24"D laminate storage. Shipped in 1 carton.
60" for two 30"W units
66" for one 30"W and one 36"W units
72" for two 36"W units



Top For 19.25"D Storage Unit

ML3019LT	30 x 19.25 x 1 762 x 489 x 25	14 6.35	0.83 0.02	\$95
ML3619LT	36 x 19.25 x 1 914 x 489 x 25	17 7.71	0.97 0.02	\$101
ML6019LT	60 x 19.25 x 1 1524 x 489 x 25	28 12.7	1.53 0.04	\$146
ML6619LT	66 x 19.25 x 1 1676 x 489 x 25	30 13.61	1.67 0.04	\$150
ML7219LT	72 x 19.25 x 1 1829 x 489 x 25	33 14.97	1.81 0.05	\$156

Can be used to create a credenza. Single top for pair of 19.25"D storage units without tops. Ships with Titus connectors to secure to 19.25"D laminate storage and double-sided tape to secure to 19.25"D MVL metal storage. Shipped in 1 carton.
60" for two 30"W tops
66" for one 30"W and one 36"W units
72" for two 36"W units
ML3619LT and ML3019LT for use with single 19.25"D low storage units.



Cushion For Low Storage - 19.25"D

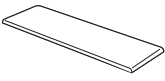
MVL1930C	30 x 19.25 x 2 762 x 489 x 51	11 4.99	1.3 0.03	\$172
MVL1936C	36 x 19.25 x 2 914 x 489 x 51	13 5.9	2.6 0.07	\$197
MVL1960C	60 x 19.25 x 2 1524 x 489 x 51	20 9.07	2.6 0.07	\$317
MVL1966C	66 x 19.25 x 2 1676 x 489 x 51	16 7.26	5.2 0.14	\$342
MVL1972C	72 x 19.25 x 2 1829 x 489 x 51	22 9.98	2.4 0.06	\$367

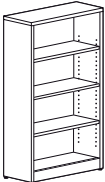
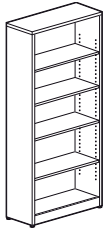
Cushions for 19.25"D low storage. Storage must have a finished laminate top to accept the cushion. Waterfall front and back edge, attaches with Velcro strips (supplied). Can be upholstered in all OTG seating fabrics including Luxhide finishes in polyurethane (PU) mock leather (see page 144). Shipped assembled in 1 carton.



Limited Lifetime Warranty (5-year exceptions apply - see page 148).

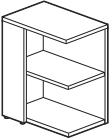
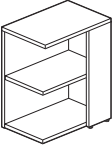
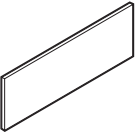

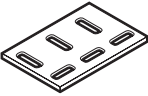

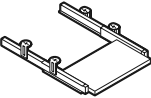
In seating applications, weight capacity for this series is 300 lbs.

Alternate textile options: Graded-in textiles are available. No minimum quantities. Contact Customer Service for pricing.

STORAGE UNITS	MODEL #	DIMENSIONS <small>IN MM</small>	WEIGHT <small>LB KG</small>	VOLUME <small>FT³ MT³</small>	LIST PRICE
		W x D x H			
	ML2430C	30 x 24 x 2 <i>762 x 610 x 51</i>	15.5 <i>7.03</i>	1.6 <i>0.04</i>	\$179
	ML2436C	36 x 24 x 2 <i>914 x 610 x 51</i>	14.5 <i>6.58</i>	1.9 <i>0.05</i>	\$204
	ML2460C	60 x 24 x 2 <i>1524 x 610 x 51</i>	20 <i>9.07</i>	5.2 <i>0.14</i>	\$324
	ML2466C	66 x 24 x 2 <i>1676 x 610 x 51</i>	21 <i>9.53</i>	5.2 <i>0.14</i>	\$349
	ML2472C	72 x 24 x 2 <i>1829 x 610 x 51</i>	22.25 <i>10.09</i>	5.2 <i>0.14</i>	\$374
<p>Cushion For Low Storage - 24"D</p> <p>Cushions for 24"D low storage. Storage must have a finished laminate top to accept the cushion. Waterfall front and back edge, attaches with Velcro strips (supplied). Can be upholstered in all OTG seating fabrics including Luxhide finishes in polyurethane (PU) mock leather (see page 144). Shipped assembled in 1 carton.</p> <p>Limited Lifetime Warranty (5-year exceptions apply - see page 148). In seating applications, weight capacity for this series is 300 lbs.</p> <p>Alternate textile options: Graded-in textiles are available. No minimum quantities. Contact Customer Service for pricing.</p>					

BOOKCASES					
	ML48BC	30 x 12 x 48 <i>762 x 305 x 1219</i>	120 <i>54.43</i>	3 <i>0.08</i>	\$384
	<p>48"H. Three adjustable ¹¹/₁₆" thick shelves. Four levelers. Available in the following finishes <u>only</u> with matching back panel: Absolute Acajou (ACJ), Dark Espresso (DES), White Chocolate (WHC) and Winter Cherry (WCR). Shipped easy to assemble in 1 carton.</p>				
	ML65BC	30 x 12 x 65 <i>762 x 305 x 1651</i>	155 <i>70.31</i>	4 <i>0.11</i>	\$493
	<p>65"H. One fixed shelf and three adjustable. ¹¹/₁₆" thick shelves. Four levelers. Available in the following finishes <u>only</u> with matching back panel: Absolute Acajou (ACJ), Dark Espresso (DES), White Chocolate (WHC) and Winter Cherry (WCR). Shipped easy to assemble in 1 carton.</p>				

WARDROBES					
 LEFT  RIGHT	ML6518WDL	18 x 24 x 65 <i>457 x 610 x 1651</i>	175 <i>79.38</i>	18 <i>0.5</i>	\$770
	ML6518WDR	18 x 24 x 65 <i>457 x 610 x 1651</i>	175 <i>79.38</i>	18 <i>0.5</i>	\$770
	<p>Personal Wardrobe</p> <p>65"H. Personal wardrobe hinged on the left (left hand) or right (right hand). Includes coat bar and one fixed shelf with 9" clearance between shelf and top of cabinet. Shipped assembled in 1 carton.</p>				

END SHELVES	MODEL #	DIMENSIONS <small>IN MM</small>	WEIGHT <small>LB KG</small>	VOLUME <small>FT³ MT³</small>	LIST PRICE
<div>  <p>End Shelf - LEFT</p> </div>	<div>W x D x H</div>				
	ML1629SHL	16 x 24 x 29 406 x 610 x 737	66 29.94	2.5 0.07	\$357
<div>29"H. For use at the end of 29"H units. One fixed shelf. Shipped easy to assemble in 1 carton.</div>					
<div>  <p>End Shelf - RIGHT</p> </div>	<div>W x D x H</div>				
	ML1629SHR	16 x 24 x 29 406 x 610 x 737	66 29.94	2.5 0.07	\$357
<div>29"H. For use at the end of 29"H units. One fixed shelf. Shipped easy to assemble in 1 carton.</div>					
TACKBOARDS					
<div>  <p>Tackboard</p> </div>	ML66TB	64 x 1 x 15.75 1626 x 25 x 400	6.4 2.9	1.3 0.03	\$178
	ML72TB	70 x 1 x 15.75 1778 x 25 x 400	7 3.18	1.3 0.03	\$185
<div>Fabric covered tackboard. Includes mounting screws. See page 145 for color options. Shipped in 1 carton.</div>					
ACCESSORIES					
<div>  <p>Wire Manager</p> </div>	ML24WM2	24 x 2 x 2 610 x 51 x 51	1 0.45	0.1 -	\$39
	<div>24"W plastic tray flexes to receive and hold electrical and data wires. Quickly attaches with two strips of two-sided tape. Black only. Shipped in 1 carton.</div>				
<div>  <p>Flush Plate</p> </div>	MLFP	5 x 3 x 0.06 127 x 76 x 2	1 0.45	1 0.02	\$11
	<div>Used to connect worksurfaces of the same height. Black only.</div>				
<div>  <p>Handle</p> </div>	MLHS	5.25 x 1 x 0.5 133 x 25 x 13	1 0.45	1 0.02	\$15
	<div>Replacement handle. Silver finish.</div>				
<div>  <p>Keyboard Tray</p> </div>	MLKB	22 x 12 x 0.68 559 x 305 x 17	13 5.9	1.5 0.04	\$105
	<div>22"W laminate keyboard tray. Mounting hardware included. Available in standard Ionic laminate finishes, see page 145. Shipped assembled in 1 carton.</div>				

IONIC™ |

officestogo.com | canadian **Offices to Go** 109

BOARDROOM AND MULTI-PURPOSE TABLES

MODEL


DIMENSIONS

WEIGHT

VOLUME

LIST PRICE

W x D x H



Boardroom Table - Round

ML42R	42 x - x 29 1067 x - x 737	82 37.19	5 0.14	\$404
-------	-------------------------------	-------------	-----------	--------------

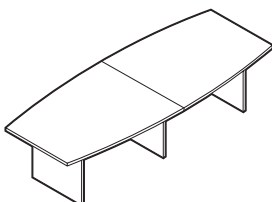
One-piece round top. Laminate X bases. 1" thick top. Shipped easy to assemble in 2 cartons.



Boardroom Table - Boat Shaped

ML96BT	96 x 48 x 29 2438 x 1219 x 737	213 96.62	18 0.5	\$781
--------	-----------------------------------	--------------	-----------	--------------

One-piece boat shape top. Two slab laminate bases. 1 1/8" thick top. Top tapers to 40" wide at the ends. Shipped easy to assemble in 3 cartons.



Boardroom Table - Boat Shaped

ML120BT	120 x 48 x 29 3048 x 1219 x 737	284 128.82	21 0.59	\$1076
ML144BT	144 x 48 x 29 3658 x 1219 x 737	326 147.87	18.5 0.52	\$1412

Two-piece boat shape top. Three slab laminate bases. 1 1/8" thick top. Top tapers to 40" wide at the end. Shipped easy to assemble in 3 cartons.

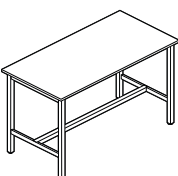
30" deep

ML4830BHT	48 x 30 x 42 1219 x 762 x 1067	108 48.99	7.7 0.21	\$790
ML6030BHT	60 x 30 x 42 1524 x 762 x 1067	125 56.7	8.5 0.24	\$840
ML7230BHT	72 x 30 x 42 1829 x 762 x 1067	141 63.96	9.3 0.26	\$890

36" deep

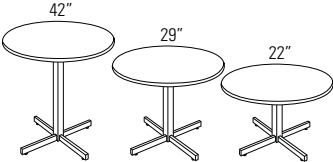
ML4836BHT	48 x 36 x 42 1219 x 914 x 1067	124 56.25	9.1 0.25	\$865
ML6036BHT	60 x 36 x 42 1524 x 914 x 1067	144 65.32	10.1 0.28	\$915
ML7236BHT	72 x 36 x 42 1829 x 914 x 1067	162 73.48	11 0.31	\$965

1" thick thermally fused laminate top with painted steel H-legs and footbar. Includes adjustable leveling glides. Shipped easy to assemble in 3 cartons.



Bar Height Maker Table

BOARDROOM AND MULTI-PURPOSE TABLES	MODEL #	DIMENSIONS ^{IN} ^{MM}	WEIGHT ^{LB} ^{KG}	VOLUME ^{FT³} ^{MT³}	LIST PRICE
------------------------------------	---------	---	---------------------------------------	---	------------



Round Table - X- Base

22" high

ML30RX22	30 x 30 x 22 762 x 762 x 559	40 18.14	11.5 0.32	\$378
ML36RX22	36 x 36 x 22 914 x 914 x 559	56 25.4	17 0.48	\$439

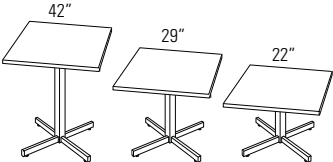
29" high

ML30RX	30 x 30 x 29 762 x 762 x 737	40 18.14	14.3 0.4	\$378
ML36RX	36 x 36 x 29 914 x 914 x 737	56 25.4	21 0.59	\$439
ML42RX	42 x 42 x 29 1067 x 1067 x 737	64 29.03	21.5 0.6	\$536

42" high

ML30RX42	30 x 30 x 42 762 x 762 x 1067	40 18.14	15.3 0.43	\$395
ML36RX42	36 x 36 x 42 914 x 914 x 1067	56 25.4	22 0.62	\$454

One piece round 1" thick thermally fused laminate top with painted steel X base; (X base column 2.5" square with 1" x 2" rectangular feet, leveling glides and end caps to complement painted finish included.) Shipped easy to assemble in 2 cartons.



Square Table - X- Base

22" high

ML30SX22	30 x 30 x 22 762 x 762 x 559	45 20.41	11.5 0.32	\$378
ML36SX22	36 x 36 x 22 914 x 914 x 559	64 29.03	17 0.48	\$439

29" high

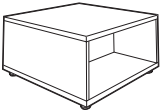
ML30SX	30 x 30 x 29 762 x 762 x 737	45 20.41	14.3 0.4	\$378
ML36SX	36 x 36 x 29 914 x 914 x 737	64 29.03	21 0.59	\$439
ML42SX	42 x 42 x 29 1067 x 1067 x 737	78 35.38	21.5 0.6	\$536

42" high

ML30SX42	30 x 30 x 42 762 x 762 x 1067	45 20.41	15.6 0.44	\$395
ML36SX42	36 x 36 x 42 914 x 914 x 1067	64 29.03	22.6 0.63	\$454

One piece square 1" thick thermally fused laminate top with painted steel X base; (X base column 2.5" square with 1" x 2" rectangular feet, leveling glides and end caps to complement painted finish included.) Shipped easy to assemble in 2 cartons.

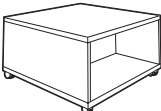
COFFEE TABLES



Square Coffee Side Table

MODEL #	DIMENSIONS ^{IN} _{MM}	WEIGHT ^{LB} _{KG}	VOLUME ^{FT³} _{MT³}	LIST PRICE
W x D x H				
ML2929CT	29 x 29 x 16 737 x 737 x 406	83 37.65	10 0.28	\$579

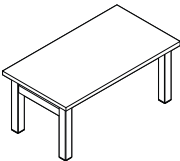
16"H. Square coffee or side table. Open from two sides with center divider. Shipped assembled in 1 carton.



Mobile Square Coffee Side Table

ML2929CTM	29 x 29 x 16 737 x 737 x 406	83 37.65	10 0.28	\$630
-----------	---------------------------------	-------------	------------	-------

16"H. Mobile square coffee or side table. Open from two sides with center divider. Shipped assembled in 1 carton.

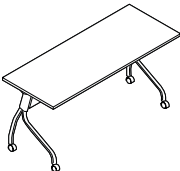


Rectangular Coffee Table w/H-legs

ML3620CH	36 x 20 x 16 914 x 508 x 406	46 20.87	3 0.08	\$425
ML4220CH	42 x 20 x 16 1067 x 508 x 406	50 22.68	3.2 0.09	\$438

16"H with 1" thick thermally fused laminate top and two 15"H steel H-legs. Shipped easy to assemble in 2 cartons.

TRAINING TABLES



Flip-Top Table

ML4824FT	48 x 24 x 29.5 1219 x 610 x 749	65.9 29.89	2 0.05	\$527
ML6024FT	60 x 24 x 29.5 1524 x 610 x 749	74.7 33.88	4.6 0.13	\$576
ML7224FT	72 x 24 x 29.5 1829 x 610 x 749	86.6 39.28	5.1 0.14	\$631

Flip-top table with 1" thick thermally fused laminate top with factory installed inserts to connect the leg assembly. Y-legs and integral modesty panel in Tungsten finish only. Locking casters. 5.25" nesting creep per table when flipped and stored. Shipped easy to assemble in 3 cartons.

ELECTRIC HEIGHT ADJUSTABLE TABLES

GENERAL INFORMATION

- Effective option to aid in workplace wellness programs; Ionic height adjustable tables allow you to move freely between sitting and standing without work interruption throughout the day.
- Tables can be used stand alone or in conjunction with freestanding Ionic desking products.
- Available in both two-leg rectangular tables or three-leg L-shaped workstations.
- Tops are available in all Ionic laminate finishes.
- May be specified as complete tables or may order tops and bases separately.
- Quiet hex rod driven single motor base with 220 lbs. lift capacity.
- Operates at 0.75" per second.
- Easy to use up-down controller with digital read-out and three memory programmable positions.
- Privacy panels are available.
- Range of adjustability with 1" top is 27.8" to 45.5"H.
- Range of adjustability of the base only is 26.8" to 44.5"H.
- Meets applicable ANSI/BIFMA x5.5 standards.
- Laminate tops covered by Global's lifetime warranty.
Five-year warranty on base components including electrical components and motorized parts.
- Greenguard Certified

TOP FINISHES

ACJ	Absolute Acajou	DWT	Designer White
ASN	Asian Night	HGT	Hayden Grey
AWC	Avant Cherry	SKC	Shaker Cherry
AWH	Avant Honey	TWL	Tiger Walnut
CMB	Clear Maple	WHC	White Chocolate
DES	Dark Espresso	WCR	Winter Cherry

CONSTRUCTION

- 1" thick tops are made from 45 lb. density particle board covered with high performance thermally fused laminate and matching 2mm edge.
- Frame and legs are made from steel tubing and flat steel components, available in Silver only.
- T-leg with round foot design includes adjustable levelers.
- Telescopic support beam accommodates:
 - 46" to 72" wide tops, 23" to 30" deep (two-leg rectangular tables).
 - Up to 72" x 66" footprint (three-leg L-shaped workstations).


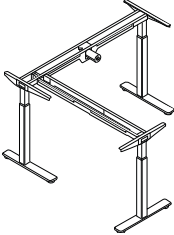
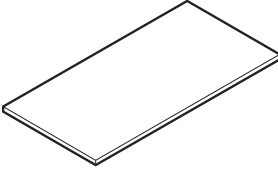
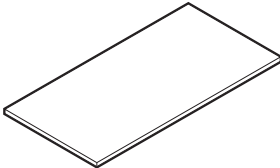
TOP DIMENSIONS

- All worksurfaces are dimensioned to allow 1" gap around perimeter.

ELECTRIC HEIGHT ADJUSTABLE TABLES

WARRANTY

Customer assumes full responsibility for the attachment method of worksurfaces that were not purchased as part of a complete table assembly. Failure to secure the worksurface capable of supporting the load capacity tested to may result in property damage and/or personal injury. Customer agrees to indemnify and hold harmless Global Upholstery Co. Inc., its affiliates, subsidiaries, officers, directors, employees and shareholders (collectively "Global") from and against any lawsuits or threat of lawsuits and all liabilities, direct or implied, claims, proceedings, actions, causes of action, damages, losses, costs and expenses, including, without limitation, legal fees whatsoever which Global may suffer or incur as a result of fulfilling your product order. Customer acknowledges that product not purchased as a complete table assembly will not be covered under Global's Lifetime Warranty.

ELECTRIC HAT COMPONENTS	MODEL #	DIMENSIONS IN MM	WEIGHT LB KG	VOLUME FT ³ MT ³	LIST PRICE
 <p>Electric HAT - 2 Leg Base Only</p>	W x D x H				
	MLEBDD162	48 x 21.5 x 26.8-44.5 1219 x 546.1 x 681-1130	75 34.02	2.4 0.06	\$838
 <p>Electric HAT - 3 Leg Base Only</p>	<p>2 leg table base for use with MLxxxxHAT tops listed below. Cannot be converted to a 3 legged table base. Silver finish only. Range of adjustability without top 26.8" to 44.5"H. Width adjustable for tops 46" to 72"H. Shipped easy to assemble in 1 carton.</p>				
	MLEBDD16L	54 x 54 x 26.8-44.5 1372 x 1372 x 681-1130	95 43.09	2.7 0.07	\$1449
 <p>Tops For Use with 2 or 3 Leg Bases</p>	<p>3 leg table base for use with one MLxxxxHAT top listed below and one MLxxxxRHT top listed below. Cannot be converted to a 2 legged table base. Silver finish only. Range of adjustability without top 26.8" to 44.5"H. Width adjustable for tops 46" to 72"H. Shipped easy to assemble in 1 carton.</p>				
	ML4623HAT	46 x 23 x 1 1168 x 584 x 25	34 15.42	1.66 0.04	\$245
	ML5223HAT	52 x 23 x 1 1321 x 584 x 25	38.3 17.37	1.84 0.05	\$266
	ML5823HAT	58 x 23 x 1 1473 x 584 x 25	42.5 19.28	2.02 0.05	\$285
	ML6423HAT	64 x 23 x 1 1626 x 584 x 25	46.8 21.23	2.2 0.06	\$309
	ML7023HAT	70 x 23 x 1 1778 x 584 x 25	51 23.13	2.32 0.06	\$332
	ML4629HAT	46 x 29 x 1 1168 x 737 x 25	42.5 19.28	2.04 0.05	\$296
	ML5229HAT	52 x 29 x 1 1321 x 737 x 25	47.8 21.68	2.26 0.06	\$316
	ML5829HAT	58 x 29 x 1 1473 x 737 x 25	53.1 24.09	2.48 0.07	\$336
	ML6429HAT	64 x 29 x 1 1626 x 737 x 25	58.4 26.49	2.7 0.07	\$361
	ML7029HAT	70 x 29 x 1 1778 x 737 x 25	63.8 28.94	2.85 0.08	\$384
	For use with MLEBDD162 or MLEBDD16L as a primary top. 1" thick laminate top with matching 2mm edge.				
 <p>Return Tops For Use with 3 Leg Base</p>	ML3523RHT	35 x 23 x 1 889 x 584 x 25	27 12.25	1.3 0.03	\$229
	ML4123RHT	41 x 23 x 1 1041 x 584 x 25-1149	32 14.51	1.4 0.03	\$237
For use with MLEBDD16L and one primary top (MLxxxxHAT). 1" thick laminate top with matching 2mm edge.					

PRIVACY PANELS

GENERAL INFORMATION

- Ideal for height adjustable, freestanding or overlapping table desks.
- Install quickly and simply onto the front, back or side edge of a 1" or 1 1/16" thick worksurface.
- Can be oriented upwards as a desktop divider or downwards as a modesty panel.
- Available in an array of fabric options or high pressure laminate finishes to complement any decor.
- It is recommended to select a privacy panel 6" less in width than the surface it is being mounting on. The underside or top side of the surface mounting to should have a minimum 3" depth free and clear along the length of the surface for mounting.
- Finished height 13.25" with mounting brackets. 12.5" without mounting brackets.

LAMINATE PRIVACY PANEL FINISHES

- With matching 0.5mm thick edge.

ACJ	Absolute Acajou	DWT	Designer White
ASN	Asian Night	HGT	Hayden Grey
AWC	Avant Cherry	SKC	Shaker Cherry
AWH	Avant Honey	TWL	Tiger Walnut
CMB	Clear Maple	WHC	White Chocolate
DES	Dark Espresso	WCR	Winter Cherry

FABRIC PRIVACY PANELS

- Frameless and non-tackable
- Available in the following fabrics:
Anchorage, Carrera, Fusion, Hudson, Jenny, Urban and Waterfall

PRIVACY PANEL BRACKETS

- Each bracket is a two-piece die-cast assembly in Silver finish and are affixed to the worksurface with three screws.
- Two brackets are included with 24" to 54" wide panels; three brackets with 60" and 66" wide panels.

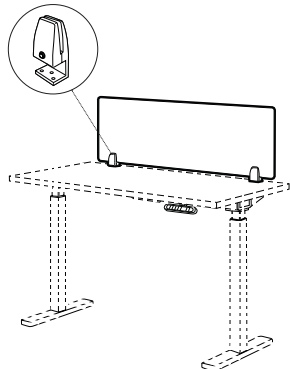
PRIVACY PANEL AND SCREENS

- MLxxUMF/MLxxUML privacy panels, MVLAPxx acrylic privacy panels and MVLPET felt screens may be used as center dividers with Ionic benching kits - see page 118.
- Adapter brackets are required to center mount the panels/screens between dual sided table desk. For brackets, see page 121.

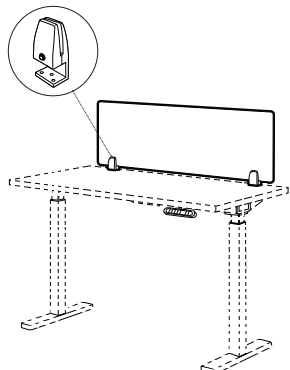
PET FELT PRIVACY SCREEN

- 9mm thick PET Felt, 100% PET polyester fibre.
- Tackable felt-like finish, in the following finishes:
MST Mist SFR Sunflower
PWT Pewter LAP Lapis
GPH Graphite RBY Ruby

PRIVACY PANELS



Fabric Privacy Panel - Upmount



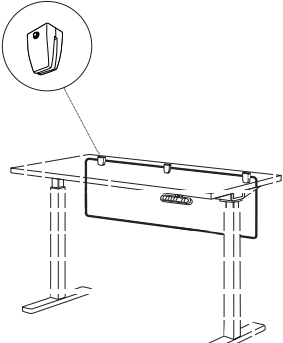
Laminate Privacy Panel - Upmount

MODEL #	DIMENSIONS IN MM	WEIGHT LB KG	VOLUME FT ³ MT ³	LIST PRICE
	W x D x H			
ML1324DMF	24 x 0.5 x 13.25 610 x 13 x 337	2.6 1.18	0.4 0.01	\$365
ML1330DMF	30 x 0.5 x 13.25 762 x 13 x 337	3 1.36	0.5 0.01	\$367
ML1336DMF	36 x 0.5 x 13.25 914 x 13 x 337	3.6 1.63	0.6 0.01	\$394
ML1342DMF	42 x 0.5 x 13.25 1067 x 13 x 337	4.2 1.91	0.7 0.01	\$422
ML1348DMF	48 x 0.5 x 13.25 1219 x 13 x 337	4.8 2.18	0.8 0.02	\$423
ML1354DMF	54 x 0.5 x 13.25 1372 x 13 x 337	5.4 2.45	0.9 0.02	\$451
ML1360DMF	60 x 0.5 x 13.25 1524 x 13 x 337	6 2.72	1 0.02	\$606
ML1366DMF	66 x 0.5 x 13.25 1676 x 13 x 337	6.6 2.99	1.1 0.03	\$627

Mounts to a 1" or 1 1/16" thick worksurface. Mounting brackets included. Not for use with Ionic benching kits. Shipped easy to assemble in 1 carton.

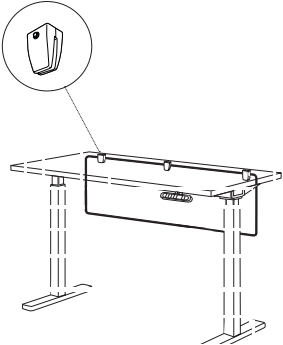
ML1324DML	23.75 x 0.44 x 13.25 603 x 11 x 337	14.4 6.53	0.5 0.01	\$231
ML1330DML	29.75 x 0.44 x 13.25 756 x 11 x 337	17.1 7.76	0.6 0.01	\$307
ML1336DML	35.75 x 0.44 x 13.25 908 x 11 x 337	19.8 8.98	0.7 0.01	\$331
ML1342DML	41.75 x 0.44 x 13.25 1060 x 11 x 337	22.6 10.25	0.8 0.02	\$333
ML1348DML	47.75 x 0.44 x 13.25 1213 x 11 x 337	25.3 11.48	0.9 0.02	\$348
ML1354DML	53.75 x 0.44 x 13.25 1365 x 11 x 337	28 12.7	1 0.02	\$413
ML1360DML	59.75 x 0.44 x 13.25 1518 x 11 x 337	31.2 14.15	1.1 0.03	\$471
ML1366DML	65.75 x 0.44 x 13.25 1670 x 11 x 337	33.9 15.38	1.2 0.03	\$493

Mounts to a 1" or 1 1/16" thick worksurface. Mounting brackets included. Not for use with Ionic benching kits. Shipped easy to assemble in 1 carton.

PRIVACY PANELS	MODEL #	DIMENSIONS ^{IN} <i>MM</i>	WEIGHT ^{LB} <i>KG</i>	VOLUME ^{FT³} <i>MT³</i>	LIST PRICE
		W x D x H			
	ML1324UMF	24 x 0.5 x 13.25 <i>610 x 13 x 337</i>	2.6 <i>1.18</i>	0.4 <i>0.01</i>	\$365
	ML1330UMF	30 x 0.5 x 13.25 <i>762 x 13 x 337</i>	3 <i>1.36</i>	0.5 <i>0.01</i>	\$367
	ML1336UMF	36 x 0.5 x 13.25 <i>914 x 13 x 337</i>	3.6 <i>1.63</i>	0.6 <i>0.01</i>	\$394
	ML1342UMF	42 x 0.5 x 13.25 <i>1067 x 13 x 337</i>	4.2 <i>1.91</i>	0.7 <i>0.01</i>	\$422
	ML1348UMF	48 x 0.5 x 13.25 <i>1219 x 13 x 337</i>	4.8 <i>2.18</i>	0.8 <i>0.02</i>	\$423
	ML1354UMF	54 x 0.5 x 13.25 <i>1372 x 13 x 337</i>	5.4 <i>2.45</i>	0.9 <i>0.02</i>	\$451
	ML1360UMF	60 x 0.5 x 13.25 <i>1524 x 13 x 337</i>	6 <i>2.72</i>	1 <i>0.02</i>	\$606
	ML1366UMF	66 x 0.5 x 13.25 <i>1676 x 13 x 337</i>	6.6 <i>2.99</i>	1.1 <i>0.03</i>	\$627

Fabric Privacy Panel - Undermount

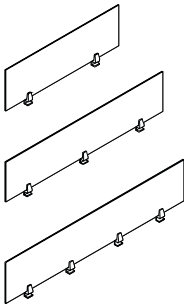
Mounts to a 1" or 1 1/16" thick worksurface. Mounting brackets included. To add privacy panels to Ionic benching kits (pages 118-120), use undermount privacy panels with adapter brackets MVLPPABx (page 121). Shipped easy to assemble in 1 carton.

	ML1324UML	23.75 x 0.44 x 13.25 <i>603 x 11 x 337</i>	14.7 <i>6.53</i>	0.5 <i>0.01</i>	\$231
	ML1330UML	29.75 x 0.44 x 13.25 <i>756 x 11 x 337</i>	17.4 <i>7.89</i>	0.6 <i>0.01</i>	\$307
	ML1336UML	35.75 x 0.44 x 13.25 <i>908 x 11 x 337</i>	20.2 <i>9.16</i>	0.7 <i>0.01</i>	\$331
	ML1342UML	41.75 x 0.44 x 13.25 <i>1060 x 11 x 337</i>	23 <i>10.43</i>	0.8 <i>0.02</i>	\$333
	ML1348UML	47.75 x 0.44 x 13.25 <i>1213 x 11 x 337</i>	25.7 <i>11.66</i>	0.9 <i>0.02</i>	\$348
	ML1354UML	53.75 x 0.44 x 13.25 <i>1365 x 11 x 337</i>	28.5 <i>12.93</i>	1 <i>0.02</i>	\$413
	ML1360UML	59.75 x 0.44 x 13.25 <i>1518 x 11 x 337</i>	31.7 <i>14.38</i>	1.1 <i>0.03</i>	\$471
	ML1366UML	65.75 x 0.44 x 13.25 <i>1670 x 11 x 337</i>	34.5 <i>15.65</i>	1.2 <i>0.03</i>	\$493

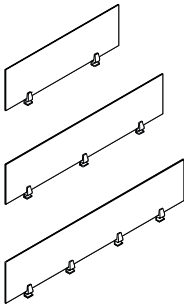
Laminate Privacy Panel - Undermount

Mounts to a 1" or 1 1/16" thick worksurface. Mounting brackets included. To add privacy panels to Ionic benching kits (pages 118-120), use undermount privacy panels with adapter brackets MVLPPABx (page 121). Shipped easy to assemble in 1 carton.

PRIVACY PANELS	MODEL #	DIMENSIONS ^{IN} _{MM}	WEIGHT ^{LB} _{KG}	VOLUME ^{FT³} _{MT³}	LIST PRICE
----------------	---------	---	---------------------------------------	---	------------



PET Felt Privacy Screen



Acrylic Privacy Panel

Set of 1

MVLPET42-1	42 x 0.36 x 13.25 <i>1067 x 9 x 337</i>	2.6 <i>1.18</i>	0.8 <i>0.02</i>	\$230
MVLPET48-1	48 x 0.36 x 13.25 <i>1219 x 9 x 337</i>	3.3 <i>1.5</i>	0.9 <i>0.02</i>	\$242
MVLPET54-1	54 x 0.36 x 13.25 <i>1372 x 9 x 337</i>	3.6 <i>1.63</i>	1 <i>0.02</i>	\$310
MVLPET60-1	60 x 0.36 x 13.25 <i>1524 x 9 x 337</i>	3.8 <i>1.72</i>	1.1 <i>0.03</i>	\$321
MVLPET66-1	66 x 0.36 x 13.25 <i>1676 x 9 x 337</i>	4.5 <i>2.04</i>	1.3 <i>0.03</i>	\$377

Set of 4

MVLPET42-4	42 x 0.36 x 13.25 <i>1067 x 9 x 337</i>	9.5 <i>4.31</i>	0.8 <i>0.02</i>	\$880
MVLPET48-4	48 x 0.36 x 13.25 <i>1219 x 9 x 337</i>	11.9 <i>5.4</i>	1 <i>0.02</i>	\$920
MVLPET54-4	54 x 0.36 x 13.25 <i>1372 x 9 x 337</i>	12.8 <i>5.81</i>	1.1 <i>0.03</i>	\$1188
MVLPET60-4	60 x 0.36 x 13.25 <i>1524 x 9 x 337</i>	13.8 <i>6.26</i>	1.2 <i>0.03</i>	\$1223
MVLPET66-4	66 x 0.36 x 13.25 <i>1676 x 9 x 337</i>	16.2 <i>7.35</i>	1.3 <i>0.03</i>	\$1442

Mounts to 1" thick laminate surface, may be installed as undermount or up mount position. Mounting brackets included. Secured with wood screws, will mar the top surface when installed in upmount position. Shipped easy to assemble in 1 carton.

MVLAP42	42.5 x 0.25 x 13.25 <i>1080 x 6 x 337</i>	3.6 <i>1.63</i>	0.8 <i>0.02</i>	\$252
MVLAP48	48.5 x 0.25 x 13.25 <i>1232 x 6 x 337</i>	4.3 <i>1.95</i>	1 <i>0.02</i>	\$286
MVLAP54	54.5 x 0.25 x 13.25 <i>1384 x 6 x 337</i>	5.1 <i>2.31</i>	1.1 <i>0.03</i>	\$386
MVLAP60	60.5 x 0.25 x 13.25 <i>1537 x 6 x 337</i>	5.3 <i>2.4</i>	1.2 <i>0.03</i>	\$420
MVLAP66	66.5 x 0.25 x 13.25 <i>1689 x 6 x 337</i>	6.5 <i>2.95</i>	1.3 <i>0.03</i>	\$438

Mounting brackets included. Shipped easy to assemble in 1 carton.

BENCHING SOLUTIONS

GENERAL INFORMATION

- Simplified benching solutions, double-sided straight line applications.
- Meets all applicable ANSI/BIFMA X5.5 desking standards.

WORKSURFACES

- 1" thick thermally fused laminate with matching 2mm thick edge band; 45 lb. density particle board core.
- Available in all the Ionic laminate finishes.
- Worksurfaces are equipped with factory installed inserts for a metal-to-metal leg connection.

METAL LEGS

- 2" square tube post legs with 1" x 2" cross bar in an H-leg configuration complementing Ionic desking.
- Available in Black (BLK), Designer White (DWT) or Tungsten (TUN) painted finishes, Sandtex finish applied for durability.

BENCHING KITS

- Kits have been created for ease of specifying and ordering; each kit also includes all the necessary hardware for installation.
- **Freestanding** dual sided table desks include two worksurfaces with support stiffeners and two legs for end conditions.
- **Quad** pack dual sided table desks include two dual sided table desks - four workstations consisting of four worksurfaces with support stiffeners, two end legs and one middle leg for shared condition between two side-by-side top sets.
- Quad packs may be extended with **extender kits** consisting of two worksurfaces with support stiffeners and one leg for shared condition between two side-by-side tops sets. Extender kits are to be installed in the middle position(s) sharing a leg between side-by-side top sets.

PRIVACY SCREENS

- 2.5" centre gap between dual sided table desks accommodates privacy screens.
- Privacy screens are available in fabric wrapped, laminate, acrylic and PET Felt options. Refer to Ionic privacy panels on pages 115-116.
- Recommend privacy screens be 6" shorter than the worksurfaces. For example, if worksurfaces are 60"W, use 54"W privacy panels.
- Adapter brackets are required to mount the privacy screens between dual sided table desks.

CABLE MANAGEMENT

- Wire cable management baskets are available to provide cable management and/or lay-in capability for power distribution solution.
- Cable baskets are to be installed on the underside centered between tops on dual sided table desks.

GROMMETS

- Tops for all kits are standard with no grommets.
- Optional grommets are available in standard worksurface locations. One position per kit may be specified; all tops in each kit ordered will have the same grommet position. Order as: **FOG1**, **FOG2** or **FOG3**. **Add \$140** for freestanding (MLxxxxDST) and extender (MLxxxxDSE) dual sided table desks. **Add \$280** for quad pack dual sided table desks (MLxxxxDSQ).



- FOG grommet cap and sleeve may be removed on-site to accommodate Cove mini power module MVCOVSM2B/S or MVCOVSV1UB/S as an alternative to bring power and/or USB charging to the desktop (see page 128).

LAMINATE FINISHES

ACJ	Absolute Acajou	DWT	Designer White
ASN	Asian Night	HGT	Hayden Grey
AWC	Avant Cherry	SKC	Shaker Cherry
AWH	Avant Honey	TWL	Tiger Walnut
CMB	Clear Maple	WHC	White Chocolate
DES	Dark Espresso	WCR	Winter Cherry

BENCHING KITS

MODEL

DIMENSIONS

IN
MM

WEIGHT

LB
KG

VOLUME

FT³
MT³

LIST PRICE

W x D x H

ML4850DST

48 x 50.4 x 29

151

8.8

\$1082

1219 x 1280 x 737

68.49

0.24

ML5450DST

54 x 50.4 x 29

161

9.1

\$1131

1372 x 1280 x 737

73.03

0.25

ML6050DST

60 x 50.4 x 29

171

9.3

\$1180

1524 x 1280 x 737

77.56

0.26

ML6650DST

66 x 50.4 x 29

181

9.6

\$1230

1676 x 1280 x 737

82.1

0.27

ML7250DST

72 x 50.4 x 29

191

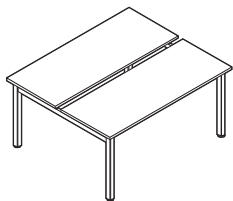
9.9

\$1259

1829 x 1280 x 737

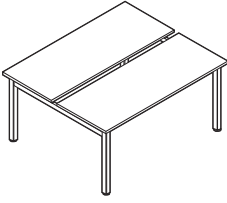
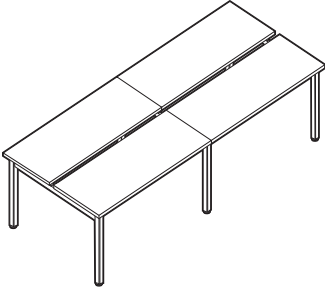
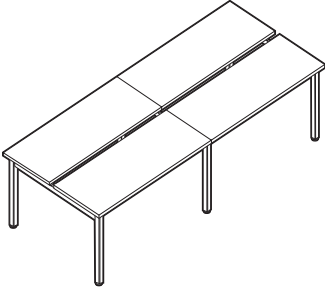
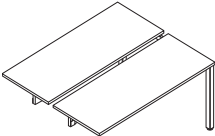
86.64

0.28



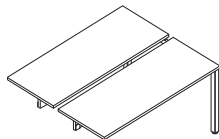
Freestanding Dual Sided Table Desks, 24"D

Each kit includes two 24"D worksurfaces and pair of legs for freestanding dual sided table desk. Not to be used with extender table desks. Support stiffeners included are for end-to-end leg condition. Shipped easy to assemble in 3 cartons.

BENCHING KITS	MODEL #	DIMENSIONS IN MM	WEIGHT LB KG	VOLUME FT ³ MT ³	LIST PRICE
		W x D x H			
	ML4862DST	48 x 62.4 x 29 1219 x 1585 x 737	180 81.65	10.5 0.29	\$1216
	ML5462DST	54 x 62.4 x 29 1372 x 1585 x 737	192 87.09	10.9 0.3	\$1237
	ML6062DST	60 x 62.4 x 29 1524 x 1585 x 737	205 92.99	11.2 0.31	\$1285
	ML6662DST	66 x 62.4 x 29 1676 x 1585 x 737	218 98.88	11.5 0.32	\$1335
	ML7262DST	72 x 62.4 x 29 1829 x 1585 x 737	230 104.33	11.8 0.33	\$1364
<p>Each kit includes two 30"D worksurfaces and pair of legs for freestanding dual sided table desk. Not to be used with extender table desks. Support stiffeners included are for end-to-end leg condition. Shipped easy to assemble in 3 cartons.</p>					
	ML9650DSQ	96 x 50.4 x 29 2438 x 1280 x 737	275 124.74	12.6 0.35	\$1987
	ML10850DSQ	108 x 50.4 x 29 2743 x 1280 x 737	295 133.81	12.9 0.36	\$2085
	ML12050DSQ	120 x 50.4 x 29 3048 x 1280 x 737	315 142.88	13.2 0.37	\$2184
	ML13250DSQ	132 x 50.4 x 29 3353 x 1280 x 737	335 151.95	13.4 0.37	\$2283
	ML14450DSQ	144 x 50.4 x 29 3658 x 1280 x 737	355 161.03	13.7 0.38	\$2342
<p>Four-pack dual sided table desks; each kit includes four 24"D worksurfaces, a pair of end legs and one middle leg to be shared between pairs of tops. Use as is for a four-station cluster or can be used with 50.4"D extender tables (MLxx50DSE) installed in the middle position. Support stiffeners included are for end-to-shared leg condition. Shipped easy to assemble in 6 cartons.</p>					
	ML9662DSQ	96 x 62.4 x 29 2438 x 1585 x 737	330 149.69	15.1 0.42	\$2239
	ML10862DSQ	108 x 62.4 x 29 2743 x 1585 x 737	354 160.57	15.4 0.43	\$2281
	ML12062DSQ	120 x 62.4 x 29 3048 x 1585 x 737	380 172.37	15.7 0.44	\$2378
	ML13262DSQ	132 x 62.4 x 29 3353 x 1585 x 737	406 184.16	16 0.45	\$2477
	ML14462DSQ	144 x 62.4 x 29 3658 x 1585 x 737	430 195.04	16.3 0.46	\$2536
<p>Four-pack dual sided table desks; each kit includes four 30"D worksurfaces, a pair of end legs and one middle leg to be shared between pairs of tops. Use as is for a four-station cluster or can be used with 62.4"D extender tables (MLxx62DSE) installed in the middle position. Support stiffeners included are for end-to-shared leg condition. Shipped easy to assemble in 6 cartons.</p>					
	ML4850DSE	48 x 50.4 x 29 1219 x 1280 x 737	124 56.25	5.9 0.16	\$905
	ML5450DSE	54 x 50.4 x 29 1372 x 1280 x 737	134 60.78	6.2 0.17	\$954
	ML6050DSE	60 x 50.4 x 29 1524 x 1280 x 737	144 65.32	6.5 0.18	\$1004
	ML6650DSE	66 x 50.4 x 29 1676 x 1280 x 737	154 69.85	6.7 0.18	\$1053
	ML7250DSE	72 x 50.4 x 29 1829 x 1280 x 737	164 74.39	6.9 0.19	\$1083
<p>Each kit includes two 24"D worksurfaces and one leg for shared condition, to be used with quad packs MLxx50DSQ to extend the number of workstations. No limit to the number of extender packs that can be joined together. Support stiffeners included are for shared middle leg condition. Extender kits are not to be installed in an end position. Shipped easy to assemble in 3 cartons.</p>					
<p>Extender for Dual Sided Table Desks, 30"D</p>					

BENCHING KITS

MODEL #	DIMENSIONS ^{IN} _{MM}	WEIGHT ^{LB} _{KG}	VOLUME ^{FT³} _{MT³}	LIST PRICE
W x D x H				
ML4862DSE	48 x 62.4 x 29 1219 x 1585 x 737	150 68.04	7.2 0.2	\$1023
ML5462DSE	54 x 62.4 x 29 1372 x 1585 x 737	162 73.48	7.5 0.21	\$1040
ML6062DSE	60 x 62.4 x 29 1524 x 1585 x 737	175 79.38	7.8 0.22	\$1093
ML6662DSE	66 x 62.4 x 29 1676 x 1585 x 737	188 85.28	8.1 0.22	\$1142
ML7262DSE	72 x 62.4 x 29 1829 x 1585 x 737	200 90.72	8.4 0.23	\$1172



**Extender for Dual Sided Table Desks,
30"D**

Each kit includes two 30"D worksurfaces and one leg for shared condition, to be used with quad packs MLxx62DSQ to extend the number of workstations. No limit to the number of extender packs that can be joined together. Support stiffeners included are for shared middle leg condition. Extender kits are not to be installed in an end position. Shipped easy to assemble in 3 cartons.



BENCHING ACCESSORIES

Set of 2

ML48WCB2	40 x 8 x 1 1016 x 203 x 25	3.6 1.63	0.32 0.01	\$299
ML54WCB2	46 x 8 x 1 1168 x 203 x 25	4.3 1.95	0.37 0.01	\$328
ML60WCB2	52 x 8 x 1 1321 x 203 x 25	4.8 2.18	0.41 0.01	\$367
ML66WCB2	58 x 8 x 1 1473 x 203 x 25	5.3 2.4	0.46 0.01	\$384
ML72WCB2	64 x 8 x 1 1626 x 203 x 25	5.9 2.68	0.51 0.01	\$414

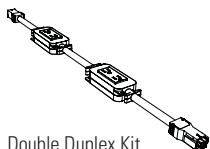
Set of 4

ML48WCB4	40 x 8 x 1 1016 x 203 x 25	7.2 3.27	0.64 0.01	\$560
ML54WCB4	46 x 8 x 1 1168 x 203 x 25	8.6 3.9	0.73 0.02	\$604
ML60WCB4	52 x 8 x 1 1321 x 203 x 25	9.6 4.35	0.83 0.02	\$682
ML66WCB4	58 x 8 x 1 1473 x 203 x 25	10.6 4.81	0.92 0.02	\$706
ML72WCB4	64 x 8 x 1 1626 x 203 x 25	11.8 5.35	1.02 0.02	\$763

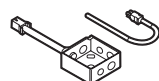


Wire Management Cable Baskets

Model number indicates width of worksurface to be used with. Basket is 8" smaller than the top width. Black only. Includes spring steel mounting brackets, allowing basket to swing down from either side for easy access. Shipped easy to assemble in 1 carton.



Double Duplex Kit

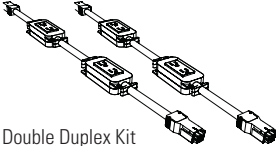
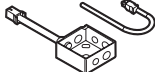
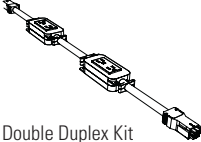



Single-Circuit 3-Prong Feed

**Double Duplex Kit w/Infeed for
Freestanding Dual Sided Table Desk Kits**

MLDD48DST	168 x 4 x 2 4267 x 102 x 51	8.4 3.81	2.25 0.06	\$389
MLDD54DST	174 x 4 x 2 4420 x 102 x 51	8.5 3.86	2.25 0.06	\$394
MLDD60DST	180 x 4 x 2 4572 x 102 x 51	8.7 3.95	2.25 0.06	\$401
MLDD66DST	186 x 4 x 2 4724 x 102 x 51	8.9 4.04	2.25 0.06	\$406
MLDD72DST	192 x 4 x 2 4877 x 102 x 51	9.1 4.13	2.25 0.06	\$411

Each duplex kit includes jumper with two duplex outlets and infeed. Single circuit only, 15 amp service. Maximum of 12 duplex receptacles per infeed (24 outlets). Prior to use, confirm amperage required based on intended equipment use. Infeed to be hardwired by certified electrician. Use with freestanding dual sided table desks MLxxDST. Model number indicates width of dual sided table desk to be used with. Lay-in capability using wire cable management baskets. Shipped easy to assemble in 1 cartons.

BENCHING ACCESSORIES	MODEL #	DIMENSIONS ^{IN} _{MM}	WEIGHT ^{LB} _{KG}	VOLUME ^{FT³} _{MT³}	LIST PRICE
 Double Duplex Kit  Single-Circuit 3-Prong Feed Quad Duplex Kit w/Infeed for Quad Pack Dual Sided Table Desk Kits	W x D x H				
	MLDD48DSQ	216 x 4 x 2 5486 x 102 x 51	10.7 4.85	4.5 0.12	\$569
	MLDD54DSQ	228 x 4 x 2 5791 x 102 x 51	10.9 4.94	4.5 0.12	\$579
	MLDD60DSQ	240 x 4 x 2 6096 x 102 x 51	11.3 5.13	4.5 0.12	\$590
	MLDD66DSQ	252 x 4 x 2 6401 x 102 x 51	11.7 5.31	4.5 0.12	\$602
	MLDD72DSQ	264 x 4 x 2 6706 x 102 x 51	12.1 5.49	4.5 0.12	\$612
Each quad duplex kit includes two jumper with two duplex outlets and infeed. Single circuit only, 15 amp service. Maximum of 12 duplex receptacles per infeed (24 outlets). Prior to use, confirm amperage required based on intended equipment use. Infeed to be hardwired by certified electrician. Use with quad pack dual sided table desks MLxxDSQ. Model number indicates width of dual sided table desk to be used with. Lay-in capability using wire cable management baskets. Shipped easy to assemble in 1 cartons.					
 Double Duplex Kit Extender Duplex Kit for Extender Dual Sided Table Desk Kits	MLDD48DSE	48 x 2 x 2 1219 x 51 x 51	2.3 1.04	2.25 0.06	\$179
	MLDD54DSE	54 x 2 x 2 1372 x 51 x 51	2.4 1.09	1.5 0.04	\$184
	MLDD60DSE	60 x 2 x 2 1524 x 51 x 51	2.6 1.18	2.25 0.06	\$190
	MLDD66DSE	66 x 2 x 2 1676 x 51 x 51	2.8 1.27	1.5 0.04	\$196
	MLDD72DSE	72 x 2 x 2 1829 x 51 x 51	3 1.36	2.25 0.06	\$201
	Each extender duplex kit includes jumper with two duplex outlets. Single circuit only, 15 amp service. Maximum of 12 duplex receptacles per infeed (24 outlets). Prior to use, confirm amperage required based on intended equipment use. Use with quad duplex kits and extender dual sided table desks MLxxDSE. Model number indicates width of dual sided table desk to be used with. Lay-in capability using wire cable management baskets. Shipped easy to assemble in 1 carton.				
 Privacy Screen Adapter Brackets	Set of 2				
	MVLPPAB2	6 x 1.7 x 1 152 x 43 x 25	1 0.45	0.1 0.03	\$37
	Set of 3				
	MVLPPAB3	6 x 1.7 x 1 152 x 43 x 25	1.3 0.59	0.1 0.03	\$55
	Set of 4				
	MVLPPAB4	6 x 1.7 x 1 152 x 43 x 25	1.8 0.82	0.1 0.03	\$73
Use with undermount privacy screens to upmount privacy screens between dual sided table desks. For Ionic privacy panels, see pages 115-116. Number of adapter brackets required should correspond with the number of clamps included with privacy screen; varies by width.					

PANELS

GENERAL INFORMATION

- An innovative and economical tool for creating efficient workspace surrounds, and freestanding or mobile dividers.
- Minimal components offering maximum flexibility that are simple to specify and easy to install.
- Self-leveling connectors accommodate any angle including 90°, 120°, T and X connections. Off module connectors are also available for mid span connections.
- Sleek simple aesthetic - only 1.3" thick overall.
- Painted Aluminum frame with fabric upholstered inserts.
- Three standard panel sizes with separate hardware kits to accommodate various workplace needs.
- Foot kits are available to create freestanding or mobile divider applications.

FINISHES

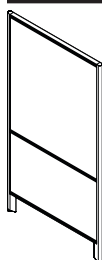
Panel frame, flat foot and mobile foot

BLK	Black
DWT	Designer White
TUN	Tungsten

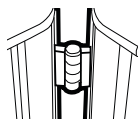
Fabric

LL19	Black
LL14	Blue Mist
LL12	Caramel Cream
LL11	Medium Taupe

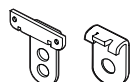
PANELS + ACCESSORIES



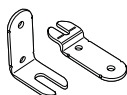
Panel - Fabric Top and Bottom



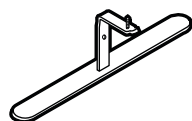
Panel Connecting Hinge Kit



Off Module Connector



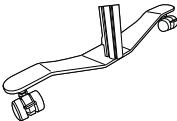
Wall Adapter



Freestanding Foot Kit

MODEL #	DIMENSIONS <small>IN MM</small>	WEIGHT <small>LB KG</small>	VOLUME <small>FT³ MT³</small>	LIST PRICE
W x D x H				
ML6636FFP	36 x 1.3 x 66 <i>914 x 33 x 1676</i>	35 <i>15.88</i>	3 <i>0.08</i>	\$514
ML6648FFP	48 x 1.3 x 66 <i>1219 x 33 x 1676</i>	47 <i>21.32</i>	3.9 <i>0.11</i>	\$571
ML6660FFP	60 x 1.3 x 66 <i>1524 x 33 x 1676</i>	59 <i>26.76</i>	4.9 <i>0.13</i>	\$622
Specify fabric and frame finish.				
1.3" thick overall. Painted aluminum frame with fabric upholstered inserts. 4" raised bottom for ease of cleaning. Shipped easy to assemble in 1 carton.				
MLPCHK	5 x 0.75 x 3 <i>127 x 19 x 76</i>	0.17 <i>0.08</i>	0.01 -	\$41
3 hinges and connecting hardware in each kit. One kit required per every 2 panels being connected. Zinc finish only.				
MLOMCP	3 x 2 x 4 <i>76 x 51 x 102</i>	1 <i>0.45</i>	0.01 -	\$49
Connect two panels perpendicular to one another to create a T configuration anywhere along mid span. Bolt top and bottom to vertical then connects to top and bottom rail of adjacent panel. Fasteners included. Specify finish to match panel frame.				
MLPPWA	1.5 x 2.5 x 4 <i>38 x 64 x 102</i>	1 <i>0.18</i>	0.08 -	\$45
Wall adapter to start a run of panels affixed to the wall. Bolt to panel in place of universal hinged connector. Keyhole openings to slide over fasteners which are to be preinstalled to the wall. Mounting hardware to affix to wall not included; installer must determine fasteners based on type of wall material securing to.				
Flat foot, single pack				
MLSFFKP	20 x 2 x 6 <i>508 x 51 x 152</i>	3.5 <i>1.59</i>	0.28 <i>0.01</i>	\$82
Flat foot, pack of 2				
MLDFFKP	20 x 2 x 6 <i>508 x 51 x 152</i>	6.96 <i>3.16</i>	0.28 <i>0.01</i>	\$163
Sold individually or in pairs. Use to create a freestanding divider. Specify finish to match panel frame.				

PANELS	MODEL #	DIMENSIONS ^{IN} _{MM}	WEIGHT ^{LB} _{KG}	VOLUME ^{FT³} _{MT³}	LIST PRICE
--------	---------	--	------------------------------------	--	------------



Mobile Foot Kit

W x D x H

Mobile foot, single pack				
MLSCFKP	20 x 2 x 6	3.9	0.28	\$108
	508 x 51 x 152	1.77	0.01	
Mobile foot, pack of 2				
MLDCFKP	20 x 2 x 6	7.7	0.28	\$216
	508 x 51 x 152	3.49	0.01	

Sold individually or in pairs. Use to create a mobile divider. Black dual wheel locking casters.
Specify finish to match panel frame.

**GENERAL INFORMATION**


- Lite-Lift II is ideal for applications that require a lightweight and easy to clean table. It is THE economical, durable, multi-purpose table.
- Meets applicable ANSI/BIFMA standards.
- Greenguard Certified.

CONSTRUCTION

- Lightweight.
- Polyethylene surface with UV protection.
- Shock-proof.
- Constructed to withstand heavy loads.
- Suitable for outdoor use.
- Solid welded joints, nuts and bolts.
- Powder coated 1.125" diameter steel legs. Textured Charcoal epoxy coated (TC).
- Perforated underside surface allows for non-warping.
- Individual polypropylene clip to hold the leg in position when folded. Solid and durable fastening device.

FINISHES

- Oyster Grey only.

FOLDING TABLES	MODEL #	DIMENSIONS ^{IN} ^{MM} W x D x H	WEIGHT ^{LB} ^{KG}	VOLUME ^{FT³} ^{MT³}	LIST PRICE
	MVLFRT48	48 x 24 x 29.25 1219 x 610 x 743	23 10.43	1.57 0.04	\$172
	MVLFRT60	60 x 30 x 29.25 1524 x 762 x 743	30 13.61	2.43 0.06	\$229
	MVLFRT72	72 x 30 x 29.25 1829 x 762 x 743	36 16.33	2.91 0.08	\$241
	MVLFRT96	96 x 30 x 29.25 2438 x 762 x 743	50 22.68	3.87 0.1	\$371

Rectangular Folding Table

Durable high impact polypropylene top. 1.125" diameter steel legs finished in a scuff-resistant, textured Charcoal epoxy coating. Lightweight, easy to clean and simple to fold and store. Easy lock leg brace for added stability. Shipped assembled in 1 carton.

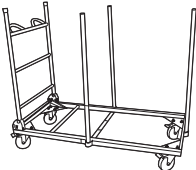


Round Folding Table

MVLFRT48D	48 x 48 x 29.25 1219 x 1219 x 743	31 14.06	3.26 0.09	\$276
MVLFRT60D	60 x 60 x 29.25 1524 x 1524 x 743	47 21.32	5.6 0.15	\$441

Durable high impact polypropylene top. 1.125" diameter steel legs finished in a scuff-resistant, textured Charcoal epoxy coating. Lightweight, easy to clean and simple to fold and store. Easy lock leg brace for added stability. Shipped assembled in 1 carton.

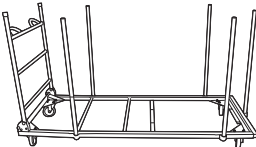
TABLE DOLLIES



Dolly for 48" Rectangular Folding Table

OTG11840	24.5 x 52 x 45.25 622 x 1321 x 1149	52.5 23.81	5.5 0.15	\$409
----------	--	---------------	-------------	--------------

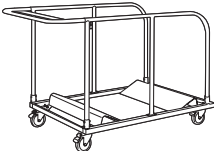
Dolly for stacking and moving 48" Rectangular Folding Table (MLFRT48). 1.125" steel tubing. Textured Charcoal epoxy coating. Tables lay horizontally on dolly. Maximum capacity is 20 tables.



Dolly for 60", 72" and 96" Rectangular Folding Table

OTG11841	30.25 x 75.75 x 45.25 768 x 1924 x 1149	76 34.47	9.25 0.26	\$580
----------	--	-------------	--------------	--------------

Dolly for stacking and moving 60", 72" and 96" Rectangular Folding Tables (MLFRT60, MLFRT72 and MLFRT96). 1.125" steel tubing. Textured Charcoal epoxy coating. Tables lay horizontally on dolly.
MLFRT60 - Maximum capacity is 20 tables.
MLFRT72 - Maximum capacity is 20 tables.
MLFRT96 - Maximum capacity is 18 tables.



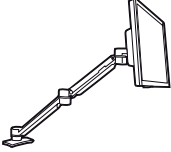
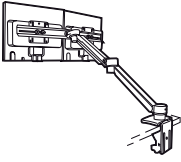
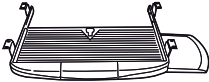
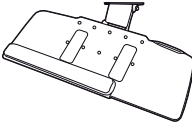
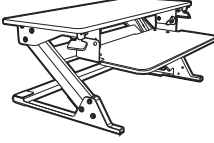
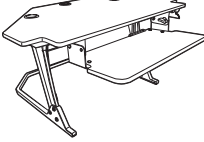
Dolly for 48" and 60" Round Folding Table

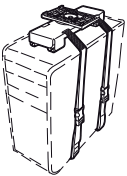

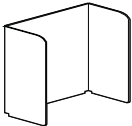
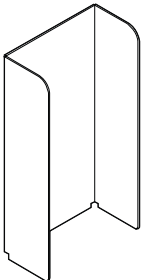
OTG11842	32.75 x 52 x 40.25 832 x 1321 x 1022	76 34.47	5.5 0.15	\$500
----------	---	-------------	-------------	--------------



Dolly for stacking and moving 48" and 60" Round Folding Tables (MVLFRT48D and MVLFRT60D). 1.125" steel tubing. Textured Charcoal epoxy coating. Tables stand vertically on dolly.
MVLFRT48D - Maximum capacity is 15 tables.
MVLFRT60D - Maximum capacity is 12 tables.

MVL monitor arms
MVL keyboard supports
Accessories
Power and data

Accessories

MONITOR ARMS	MODEL #	DIMENSIONS ^{IN} _{MM}	WEIGHT ^{LB} _{KG}	VOLUME ^{FT³} _{MT³}	LIST PRICE
 <p>Single Monitor Double Extension w/Height Adjustment</p>		W x D x H			
	MVL1SDEH	4.75 x 4.23-26 x 19.5 121 x 107-660 x 495	8 3.63	0.72 0.02	\$304
<p>Single monitor arm provides 26" of reach with 13" of usable height adjustment. Quick connect option for mounting monitor with standard VESA standards. Pole-less arm monitor provides a clean design and folds into a 4 3/8" area for more desk space. Enclosed cable manager. 360° swivel. Can accommodate monitors up to 14 lbs. Attach to any standard 1" to 1.5" thick surface with flush edge by a desk clamp or through a grommet. Available in Silver only.</p>					
 <p>Dual Monitor Double Extension w/Height Adjustment</p>					
	MVL2SDEH	22 x 5.95-26 x 17.5 559 x 151-660 x 445	9.4 4.26	1.57 0.04	\$418
<p>Dual monitor arm provides 26" of reach with 13" of usable height adjustment. Quick connect option for mounting monitor with standard VESA standards. Counterbalanced spring technology allows for 2 to 20 lbs. load (max 10 lbs. per screen). Dual cross bar holds monitors up to 22" in horizontal width each. Enclosed cable manager. Tool-less clamp installation makes assembly quick and easy. Attach to any standard 1" to 1.5" thick surface with flush edge by a desk clamp or through a grommet. Available in Silver only.</p>					
KEYBOARD SUPPORTS					
 <p>Keyboard Drawer</p>					
	MVLKBT	20.6 x 12.5 x 4 523 x 318 x 102	4.78 2.17	0.42 0.01	\$137
<p>Mounts on two low friction ball bearing slides for storage below workstation. Pull-out mouse tray (mountable left or right). Palm rest/pen compartment. Keyboard platform accommodates standard and ergonomic shaped keyboards. Requires 17" of depth clearance under the surface for installation.</p>					
 <p>Articulating Keyboard Package</p>					
	MVLKP01	27.5 x 11.5 x 1 699 x 292 x 25	13.6 6.17	0.93 0.02	\$290
<p>Package includes articulating arm and 27" HDPE tray. Arm has a soft touch knob for simultaneous height and tilt adjustment. Low profile design with 360° swivel. HDPE tray has a removable palm rest and includes a mouse fence with cable manager. Tray comes with anti-slip strips. Requires 18" of depth clearance under the surface for installation.</p>					
 <p>Desktop Sit-Stand Workstation</p>					
	MVL5230B0	35.4 x 23.2 x 6.2 899 x 589 x 157	47 21.32	4.8 0.13	\$907
<p>Easily fits onto a 24" or deeper worksurface. Supports up to 35 lbs. Keyboard surface tilts from -10°/+10°. Infinite pneumatic height adjustment. Primary surface can be extended 20" above the desk. Black frame and surface. Comes with grommet for cord management. No tools required for installation.</p>					
 <p>Corner Desktop Sit-Stand Workstation</p>					
	MVL5230B5	42 x 38 x 6.2 1067 x 965 x 157	55 24.95	9.3 0.26	\$1191
<p>Easily fits onto a 24" or deeper corner worksurface. Supports up to 35 lbs. Keyboard surface tilts from -10°/+10°. Infinite pneumatic height adjustment. Primary surface can be extended 20" above the desk. Black frame and surface. Comes with grommet for cord management. No tools required for installation.</p>					

ACCESSORIES	MODEL #	DIMENSIONS ^{IN} _{MM}	WEIGHT ^{LB} _{KG}	VOLUME ^{FT³} _{MT³}	LIST PRICE
 <p>CPU Holder Dual Strap</p>		W x D x H			
	MVLCPU	4 x 11 x 1.5 102 x 279 x 38	4 1.81	0.39 0.01	\$130
 <p>Four-Position Footrest</p>	MVLFR	15.7 x 13.7 x 5.1 399 x 348 x 130	3.7 1.68	0.52 0.01	\$111
 <p>Desktop Short Partition</p>	MLDTP3224	31.5 x 15.5 x 23.5 800 x 394 x 597	7 3.18	0.5 0.01	\$225
 <p>Floor Standing Tall Partition</p>	MLFSP3260	31.5 x 15.5 x 60 800 x 394 x 1524	13 5.9	1.2 0.03	\$675

POWER / DATA					
 <p>Power/Data Block</p>	MVLPDM	6.5 x 3.5 x 2.8 165 x 89 x 71	2 0.91	0.1 -	\$235
 <p>Mini Power Block</p>	MVCOVSM2B	2.25 x 3.75 x 3.12	2.35	0.5	\$275
	MVCOVSM2S	2.25 x 3.75 x 3.12	2.35	0.5	\$275

CPU slides on a 17" track and swivels to allow full accessibility and easy storage. Straps adjust and fasten with buckles for simple installation. Accommodates CPU's weighing up to 30 lbs. and measuring 64" in perimeter. **Requires 17" of depth clearance** under the surface for installation.

Folding support legs provide tilt angles of 6°, 12°, 16° and 25°. Anti-fatigue rubber surface. Platform surface of 15.7" x 10". Available in Black with Grey accents.

Lightweight freestanding desktop partition. Move wherever you need to provide a focus space. 9mm thick PET Felt, no hardware connections. Folds flat for storage when not in use. Ships in two pieces with a puzzle-like joint. Easy to assemble.

Lightweight freestanding floor partition. Move wherever you need to provide a focus space. 9mm thick PET Felt, no hardware connections. Folds flat for storage when not in use. Ships in two pieces with a puzzle-like joint. Easy to assemble.

Worksurface power and data module. Two power receptacles and two data receptacles. 9' cord. Worksurface cut-out must be done on-site by installer to accept MVLPDM. Template for cut-out provided. Available in **Black** only.

Designed to retrofit into an existing grommet cut-out to bring power to the desktop. Fits in 3.27" x 1.9" cut-out (FOG, POG) and mounts to 0.5" to 2" thick surface. Includes two 12A, 120 VAC spill resistant power receptacles. 9' power cord with 90° flat plug with 45° rotation. ETL listed. Available in Black (**B**) or Silver (**S**) as indicated by last character of model number.

officestogo.com | canadien **OfficestoGo** 129

MVL1900 lateral files

MVL25 vertical files

MVLPED pedestals

MVLSTOR storage cabinets

Filing



GENERAL INFORMATION

- Commercial quality lateral files.
- Keylock included with removable core.
- Lock bars on both sides of cabinet for increased security.
- Standard with counterweights.
- Leveling glides included.
- All drawer fronts feature a recessed angled full pull.
- 5 high lateral file - top opening has a receding door and roll-out shelf, four lower drawers have fixed fronts.
- Side-to-side hanging file bars are included and installed.
- Files bars can be positioned for letter/legal materials filing.
- All drawers feature ball bearing suspension.
- Coated with environmentally friendly, recyclable paint, electrostatically applied for a durable finish.
- Meets applicable ANSI/BIFMA standards.
- Canadian made with a Lifetime Warranty.
- Greenguard Certified.

CONSTRUCTION

- Fully welded seamless corners with internal steel corner gussets increase strength and rigidity.
- Key locks are random and cannot be specified.
- Positive interlocking system allows only one drawer to open at a time.
- Full extension ball bearing suspensions with a built-in feature to prevent drawer bounce back.
- Four adjustable leveling glides are easily accessible from inside or outside of the cabinet for quick and proper installation.
- Counterweights are included in 1 ½, 2, 3 and 4 high cabinets. 5 high cabinet is counterbalanced and does not need additional counterweights.
- Inside clearance of 12" openings is 11 ¼" high.

FINISHES

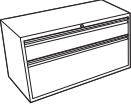
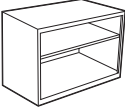


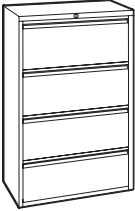
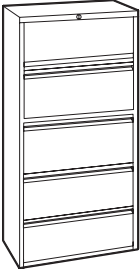
- MVL1900 lateral files are available in Black (BLK), Designer White (DWT), Grey (GRY) and Nevada (NEV) finishes.
- Available in all other Global standard colors at no upcharge, minimum order of 10 pieces (visit officestogo.com to see Global colors.) 3-week lead time.


ACCESSORIES

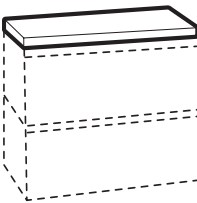
- Lateral file laminate top
- Low storage cushions for 1 ½" high units
- Mobile lateral kit
- Front-to-back file bars
- Side-to-side file bars
- Plate dividers
- Extra keys

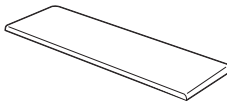
SHIPPING

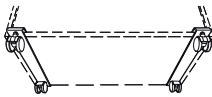
- MVL1900 lateral files are shipped fully assembled.

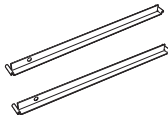
LATERAL FILES	MODEL #	DIMENSIONS <small>IN MM</small>	WEIGHT <small>LB KG</small>	VOLUME <small>FT³ MT³</small>	LIST PRICE
	W x D x H				
	M1930PXB	30 x 19.25 x 21.25 762 x 489 x 540	117 53.07	9.5 0.26	\$603
	M1936PXB	36 x 19.25 x 21.25 914 x 489 x 540	127 57.61	11.25 0.31	\$627
	One 6" high fixed front drawer, one 12" high fixed front drawer. Inside drawer clearance: 5 1/8" high and 11 1/4" high respectively. Recessed angled full pulls. Side-to-side file bars, counterweights, levelers and lock included. Shipped assembled in 1 carton.				
	M19301XSN	30 x 19.25 x 21.25 762 x 489 x 540	50 22.68	9.5 0.26	\$404
	M19361XSN	36 x 19.25 x 21.25 914 x 489 x 540	56 25.4	11.25 0.31	\$434
	21 1/4" high open shelf, 18" high inside clearance with one 2-position adjustable shelf. Levelers included. Shipped assembled in 1 carton.				
	MVL1936P2	36 x 19.25 x 27.31 914 x 489 x 694	124 56.25	14.6 0.41	\$658
	36" wide. Two 12" opening fixed front drawers. Recessed angled full pulls. Side-to-side file bars, counterweights and lock included. Shipped assembled in 1 carton.				
	MVL1936P3	36 x 19.25 x 39.06 914 x 489 x 992	149 67.59	15.67 0.44	\$912
	36" wide. Three 12" opening fixed front drawers. Recessed angled full pulls. Side-to-side file bars, counterweights and lock included. Shipped assembled in 1 carton.				
	MVL1936P4	36 x 19.25 x 52.06 914 x 489 x 1322	179 81.19	20.88 0.59	\$1132
	36" wide. Four 12" opening fixed front drawers. Recessed angled full pulls. Side-to-side file bars, counterweights and lock included. Shipped assembled in 1 carton.				
	MVL1936P5	36 x 19.25 x 66.56 914 x 489 x 1691	204 92.53	33.4 0.94	\$1498
	36" wide. Top opening has a 12" receding door and roll-out shelf. Four lower openings have 12" opening fixed front drawers. Recessed angled full pulls. Side-to-side file bars, counterweights and lock included. Shipped assembled in 1 carton.				

LATERAL FILES	MODEL #	DIMENSIONS IN MM	WEIGHT LB KG	VOLUME FT ³ MT ³	LIST PRICE
	MVL1936M2	36 x 19.25 x 30	130	14.77	\$832
		914 x 489 x 762	58.97	0.41	
Mobile 2 High Lateral File	36" wide. Consists of MVL1936P2 (Two Drawer High Lateral File) plus MVLMLK (Mobile Lateral Kit). Shipped assembled in 2 cartons.				

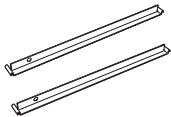
MVL1900 ACCESSORIES					
	ML7219LT	72 x 19.25 x 1 1829 x 489 x 25	33 14.97	1.81 0.05	\$156
	ML6619LT	66 x 19.25 x 1 1676 x 489 x 25	30 13.61	1.67 0.04	\$150
	ML6019LT	60 x 19.25 x 1 1524 x 489 x 25	28 12.7	1.53 0.04	\$146
	ML3619LT	36 x 19.25 x 1 914 x 489 x 25	17 7.71	0.97 0.02	\$101
	ML3019LT	30 x 19.25 x 1 762 x 489 x 25	14 6.35	0.83 0.02	\$95
Top For 19.25"D Storage Unit	Can be used to create a credenza. Single top for pair of 19.25"D storage units without tops. Available in all Ionic finishes (see page 145). Shipped in 1 carton. 72" for two 36"W units 66" for one 30"W and one 36"W units 60" for two 30"W tops ML3619LT and ML3019LT for use with single 19.25"D low storage units.				

	MVL1930C	30 x 19.25 x 2 762 x 489 x 51	11 4.99	1.3 0.03	\$172
	MVL1936C	36 x 19.25 x 2 914 x 489 x 51	13 5.9	2.6 0.07	\$197
	MVL1960C	60 x 19.25 x 2 1524 x 489 x 51	20 9.07	2.6 0.07	\$317
	MVL1966C	66 x 19.25 x 2 1676 x 489 x 51	16 7.26	5.2 0.14	\$342
	MVL1972C	72 x 19.25 x 2 1829 x 489 x 51	22 9.98	2.4 0.06	\$367
Low Storage Cushions	Cushions for 19.25"D low storage lateral files (M1930PXB, M1936PXB, M19301XSN and M19361XSN). Storage must have a finished laminate top to accept the cushion. Waterfall front and back edge, attaches with Velcro strips (supplied). Can be upholstered in all OTG seating fabrics (see page 144). Shipped assembled in 1 carton.				

	MVLMLK	20.9 x 2.5 x 3.9 531 x 64 x 99	6 2.72	0.17 4.31	\$174
Mobile Lateral Kit	Use kit to convert MVL1936P2 (Two Drawer High Lateral File) to a mobile two high lateral file. Kit includes support rails and four casters. Shipped assembled in 1 carton.				

	MVLFBB	12.5 x 1 x 1 318 x 25 x 25	1 0.45	0.8 0.02	\$20
Front-to-Back File Bars	Must be used in conjunction with MVLHFB36 (Side-to-Side File Bars). One pair. Shipped in 1 carton.				

MVL1900 ACCESSORIES	MODEL #	DIMENSIONS ^{IN} _{MM}	WEIGHT ^{LB} _{KG}	VOLUME ^{FT³} _{MT³}	LIST PRICE
---------------------	---------	---	---------------------------------------	---	------------



Side-to-Side File Bars

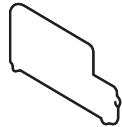


Plate Dividers



Extra Key

W x D x H				
MVLHFB36	33.25 x 0.4 x 1.25 845 x 10 x 32	4 1.81	0.5 0.01	\$36

Hanging file bars. One pair. Shipped in 1 carton.

MVLPD	13.25 x 0.01 x 7 337 x 0.25 x 178	4 1.81	0.5 0.01	\$36
-------	--------------------------------------	-----------	-------------	------

Three per package. **EFC** (environmentally friendly color - similar to Charcoal Grey due to the use of recycled powder). Shipped in 1 carton.

MVLEK	- -	0.1 0.05	0.1 -	\$12
-------	--------	-------------	----------	------

Please specify key number at time of order. Key range W401-W550. Shipped in 1 carton.



MVL25201



MVL25251



MVL25401



MVL25451

GENERAL INFORMATION

- Commercial quality vertical files.
- To be used in freestanding applications, not intended to support worksurfaces.
- Keylock included with removable core.
- All drawer fronts feature a recessed angled full pull.
- Models are available in letter and legal widths.
- All drawers feature ball bearing suspension.
- Case rests directly on floor, leveling glides are not included.
- Coated with environmentally friendly, recyclable paint, electrostatically applied for a durable finish.
- Meets applicable ANSI/BIFMA standards.
- Canadian made with a Lifetime Warranty.
- Greenguard Certified.

CONSTRUCTION

- Welded one-piece top.
- High side walls accommodate hanging file folders.
- Locks are standard and have removable cores.
- Key locks are random and cannot be specified.
- Drawers are 25"D.

FINISHES

- MVL25 vertical files are available in Black (BLK), Designer White (DWT), Grey (GRY) and Nevada (NEV) finishes.
- Available in all other Global standard colors at no upcharge, minimum order of 10 pieces (visit officestogo.com to see Global colors.) 3-week lead time.

ACCESSORIES

- Follower block (to prevent file folders from sliding to the back of the drawer)
- Extra keys

SHIPPING

- MVL25 vertical files are shipped fully assembled.

VERTICAL FILES MODEL # DIMENSIONS ^{IN}_{MM} WEIGHT ^{LB}_{KG} VOLUME ^{FT³}_{MT³} LIST PRICE



2 Drawer Vertical File

W x D x H				
MVL25201	15.15 x 25 x 29	62	9	\$314
	385 x 635 x 737	28.12	0.25	

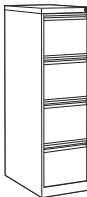
Letter width. Two 25"D drawers. Ball bearing suspension. Recessed angled full pulls. Lock included. Shipped assembled in 1 carton.



2 Drawer Vertical File

MVL25251	18.15 x 25 x 29	67	11	\$331
	461 x 635 x 737	30.39	0.31	


Legal width. Two 25"D drawers. Ball bearing suspension. Recessed angled full pulls. Lock included. Shipped assembled in 1 carton.



4 Drawer Vertical File

MVL25401	15.15 x 25 x 52	112	16	\$484
	385 x 635 x 1321	50.8	0.45	

Letter width. Four 25"D drawers. Ball bearing suspension. Recessed angled full pulls. Lock included. Shipped assembled in 1 carton.

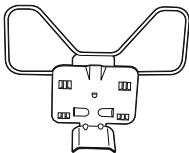


4 Drawer Vertical File

MVL25451	18.15 x 25 x 52	122	18	\$531
	461 x 635 x 1321	55.34	0.5	

Legal width. Four 25"D drawers. Ball bearing suspension. Recessed angled full pulls. Lock included. Shipped assembled in 1 carton.

MVL25 ACCESSORIES



Follower Block

MVLFB	10 x 5 x 9	1.34	0.17	\$20
	254 x 127 x 229	0.61	-	

Shipped assembled in 1 carton.



Extra Key

MVLEK	-	0.1	0.1	\$12
	-	0.05	-	

Please specify key number at time of order. Key range W401-W550. Shipped in 1 carton.



MVLW23FF

MVLW23BBF

MVL19BF

MVLM23FF

MVLM23BBF

GENERAL INFORMATION

- Commercial quality pedestals.
- To be used under a worksurface. May be used in a worksurface supporting application.
- Keylock included with removable core.
- All drawer fronts feature a recessed angled full pull.
- Leveling glides included except on mobile units.
- Box/box/file and file/file models are available.
- Box/box/file and box/file configurations come with one pencil tray.
- Side-to-side hanging file bars are included in file drawers.
- All drawers feature ball bearing suspension.
- Pedestals are 23"D, 27 5/8"H and 15"W.
- Coated with environmentally friendly, recyclable paint, electrostatically applied for a durable finish.
- Meets applicable ANSI/BIFMA standards.
- Canadian made with a Lifetime Warranty.
- Greenguard Certified.

CONSTRUCTION






- Wrap around corners.
- High side walls to accommodate hanging file folders.
- Locks are standard and have removable cores.
- Key locks are random and cannot be specified.
- Four adjustable leveling glides are easily accessible from inside or outside of the pedestal for quick and proper installation.




FINISHES

- MVLPED pedestals are available in Black (BLK), Designer White (DWT), Grey (GRY) and Nevada (NEV) finishes.
- Available in all other Global standard colors at no upcharge, minimum order of 10 pieces (visit officestogo.com to see Global colors.) 3-week lead time.

SHIPPING

- MVLPED pedestals are shipped fully assembled.

PEDESTALS	MODEL #	DIMENSIONS <small>IN MM</small>	WEIGHT <small>LB KG</small>	VOLUME <small>FT³ MT³</small>	LIST PRICE
 <p>Box/Box/File Pedestal</p>	W x D x H				
	MVLW23BBF	15 x 23 x 27.62 381 x 584 x 702	84 38.1	7 0.19	\$349
23" deep. Two box drawers and one file drawer. Suitable for under worksurface use in both surface supporting and non-weight bearing applications. Recessed angled full pulls. Leveling glides. Ball bearing suspension. Includes pencil tray. Lock mounted on right-hand side. Shipped assembled in 1 carton.					
 <p>File/File Pedestal</p>	W x D x H				
	MVLW23FF	15 x 23 x 27.62 381 x 584 x 702	84 38.1	7 0.19	\$339
23" deep. Two file drawers. Suitable for under worksurface use in both surface supporting and non-weight bearing applications. Recessed angled full pulls. Leveling glides. Ball bearing suspension. Lock mounted on right-hand side. Shipped assembled in 1 carton.					
MOBILE PEDESTALS					
 <p>Box/File Mobile Pedestal</p>	W x D x H				
	MVL19BF	15 x 18.5 x 23.13 381 x 470 x 588	54 24.49	4.5 0.12	\$422
19" deep. One box drawer and one file drawer. Recessed angled full pulls. Four hooded casters included. Ball bearing drawer suspension. Includes pencil tray and one set of side-to-side file bars. Counterweight included. Lock mounted on right-hand side. Cushion sold separately, see MVL19C (below). Shipped assembled in 1 carton.					
 <p>Cushion for Box/File Mobile Pedestal</p>	W x D x H				
	MVL19C	15 x 18.5 x 2.5 381 x 470 x 64	5 2.27	1.1 0.03	\$95
Cushion for MVL19BF (above). Attaches to mobile pedestal with Velcro strips (supplied). Can be upholstered in all OTG seating fabrics including Luxhide finishes in polyurethane (PU) mock leather (see page 144). Shipped in 1 carton. Limited Lifetime Warranty (5-year exceptions apply - see page 148). In seating applications, weight capacity for this series is 300 lbs. Alternate textile options: Graded-in textiles are available. No minimum quantities. Contact Customer Service for pricing.					
 <p>Box/File Mobile Pedestal</p>	W x D x H				
	MVL23BF	15 x 22.5 x 23.13 381 x 572 x 588	58 26.31	5.4 0.15	\$439
23" deep. One box drawer and one file drawer. Recessed angled full pulls. Four hooded casters included. Ball bearing drawer suspension. Includes pencil tray and one set of side-to-side file bars. Counterweight included. Lock mounted on right-hand side. Cushion sold separately, see MVL23C (below). Shipped assembled in 1 carton.					

MOBILE PEDESTALS	MODEL #	DIMENSIONS ^{IN} ^{MM}	WEIGHT ^{LB} ^{KG}	VOLUME ^{FT³} ^{MT³}	LIST PRICE
 Cushion for Box/File Mobile Pedestal		W x D x H			
	MVL23C	15 x 22.5 x 2.5 381 x 572 x 64	6 2.72	1.1 0.03	\$117
	<p>Cushion for MVL23BF (above). Attaches to mobile pedestal with Velcro strips (supplied). Can be upholstered in all OTG seating fabrics including Luxhide finishes in polyurethane (PU) mock leather (see page 144). Shipped in 1 carton.</p> <p>Limited Lifetime Warranty (5-year exceptions apply - see page 148). In seating applications, weight capacity for this series is 300 lbs.</p> <p>Alternate textile options: Graded-in textiles are available. No minimum quantities. Contact Customer Service for pricing.</p>				
 Box/Box/File Mobile Pedestal	MVLM23BBF	15 x 22.62 x 27.87 381 x 575 x 708	75 34.02	5.5 0.15	\$440
<p>23" deep. Two box drawers drawers and one file drawer. Recessed angled full pulls. Includes one pencil tray. Lock mounted on the right-hand side. Counterweight included. Shipped assembled in 1 carton.</p>					
 File/File Mobile Pedestal	MVLM23FF	15 x 22.62 x 27.87 381 x 575 x 708	72 32.66	5.5 0.15	\$430
<p>23" deep. Two file drawers. Recessed angled full pulls. Lock mounted on the right-hand side. Counterweight included. Shipped assembled in 1 carton.</p>					



MVLS42L



MVLS72L

GENERAL INFORMATION

- Commercial quality storage cabinets.
- All doors feature a recessed angled vertical full pull.
- 42"H cabinet comes with two shelves (one fixed and one adjustable).
- 72"H cabinet comes with four shelves (one fixed and three adjustable).
- Bottom pan can also be used as a shelf.
- Leveling glides included.
- Coated with environmentally friendly, recyclable paint, electrostatically applied for a durable finish.
- Meets applicable ANSI/BIFMA standards.
- Canadian made with a Lifetime Warranty.
- Greenguard Certified.

CONSTRUCTION

- Welded one-piece top.
- Locks are standard and have removable cores.
- Key locks are random and cannot be specified.
- Four adjustable leveling glides are easily accessible from inside or outside of the cabinet for ease of adjustment.
- Cabinets are 18"D.

FINISHES

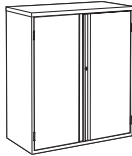


- MVLSTOR storage cabinets are readily available in Black (BLK), Designer White (DWT), Grey (GRY) and Nevada (NEV) finishes.
- Available in all other Global standard colors at no upcharge, minimum order of 10 pieces (visit officestogo.com to see Global colors.) 3-week lead time.

ACCESSORIES

- Additional shelf for storage cabinet.

SHIPPING

- MVLSTOR storage cabinets are shipped fully assembled.

STORAGE CABINETS	MODEL #	DIMENSIONS ^{IN} _{MM}	WEIGHT ^{LB} _{KG}	VOLUME ^{FT³} _{MT³}	LIST PRICE
 Recessed Angled Full Pull Cabinet	W x D x H				
	MVLS42L	36 x 18 x 42 914 x 457 x 1067	100 45.36	20 0.56	\$433
 Recessed Angled Full Pull Cabinet					
	MVLS72L	36 x 18 x 72 914 x 457 x 1829	135 61.23	36 1.01	\$586
 Additional Shelf for Storage Cabinet					
	MVLFWS	36 x 18 x 0.75 914 x 457 x 19	7 3.18	0.4 0.01	\$68
		Extra shelf for storage cabinets. Available in finishes to match cabinet. Shipped in 1 carton.			

Textiles & Finishes

Care and Cleaning

Textiles

Fabrics: To extend the life of your seating upholstered in fabric, regularly dust the chair to prevent airborne particles from penetrating the fabric surface.

For light soiling, use a damp cloth and blot the spot with very light pressure, taking care never to soak the fabric. Dry with a clean cloth by blotting - never rub fabric. More intense stains can be treated the same way, but with a mild detergent. Always test fabric first in an unseen area before using any cleaning method.

Luxhide bonded leather: For regular cleaning, simply use a soft damp cloth, taking care not to soak the leather. For more thorough treatment, soak a soft cloth in a mild soap solution and wipe surface in a light circular motion. Repeat with clean water. Allow to dry and polish with a soft dry cloth. Do not use detergents, aerosol sprays or other polishes.

Hard Surfaces

Laminate & painted metal finishes: Wipe the surface with a clean soft damp cloth; if needed, a mild soap solution (i.e. Ivory dishwashing liquid) can be used. To prevent streaks, dry the surface with a clean dry soft cloth moving in a circular motion.

-
- **Water-based cleaner (W):** Spot clean, using the foam only from a water-based cleaning agent, such as a mild detergent or non-solvent upholstery shampoo product. Apply foam with a soft brush in a circular motion. Vacuum when dry. Pretest small area before proceeding.
 - **Solvent cleaner (S):** Spot clean, using a mild water-free solvent or dry cleaning product. Clean only in a well-ventilated room and avoid any product containing carbon tetrachloride or other toxic materials. Pretest a small area before proceeding.
 - **Water/solvent cleaner (WS):** Spot clean with a mild solvent, an upholstery shampoo, or the foam from a mild detergent. When using a solvent or dry cleaning product, follow instructions carefully and clean only in a well-ventilated room. Avoid any product that contains carbon tetrachloride or other toxic materials. With either method, pretest a small area before proceeding.
 - **Vacuum only (X):** Clean this fabric only by vacuuming or light brushing to prevent accumulation of dust and grime. Water-based foam cleaning agents of any kind may cause excessive shrinking, staining, or distortion of the surface pile and therefore, should not be used.
 - These recommendations and codes were developed by fabric specialists. However, because of the various ways fabric can be stained or damaged, there is no guarantee that the results will be completely successful. Use suggested methods on your own responsibility. To help prevent overall soil, frequent vacuuming or light brushing to remove dust and grime is recommended. Use professional furniture cleaning service when overall soiled condition has been reached.

TEXTILES AND FINISHES

SEATING UPHOLSTERY

BANTAM

Apple (BM21)	Cosmic (BM25)	Dove (BM23)	Firelight (BM26)	Ghost (BM22)	Ginger (BM27)
Iron (BM24)	Rabbit (BM20)	Tropical (BM28)			

CARRERA

Aspen (CE88)	Azure (CE91)	Charcoal (CE98)	Chili (CE92)	Dune (CE89)	Flannel (CE90)
Ink (CE95)	Java (CE97)	Jute (CE93)	Rainforest (CE87)	Sangria (CE96)	Savannah (CE85)
Slate (CE86)	Zest (CE84)				

DOBBY

Berry (DB39)	Black (DB42)	Bonsai (DB31)	Charcoal (DB38)	Cloud (DB32)	Corfu (DB36)
Medium Taupe (DB37)	Pewter (DB34)	Royal (DB40)	Sand (DB33)	Santa Fe (DB35)	Snowcap (DB30)
Titanium (DB41)					

FUSION

Aqua (FU75)	Cadet (FU79)	Carbon (FU85)	Cobalt (FU83)	Flax (FU84)	Fresh (FU72)
Granite (FU77)	Graphite (FU81)	Moss (FU73)	Oasis (FU80)	Poppy (FU78)	Sandstone (FU76)
Tangerine (FU71)	Tomato (FU74)	Viola (FU82)			

HUDSON

Carbon (HD11)	Cerulean (HD14)	Coffee (HD07)	Cordovan (HD02)	Grey (HD08)	Meadow (HD06)
Midnight (HD12)	Mocha (HD09)	Ocean (HD13)	Orange (HD04)	Ruby (HD03)	Thyme (HD10)
Wheat (HD05)					

ILLUSION

Cappuccino (II01)	Cayenne (II06)	Currant (II10)	Dusk (II08)	Ebony (II13)	Fiji (II11)
Hemp (II05)	Maui (II07)	Ozone (II12)	Paprika (II02)	Smoke (II09)	Tropic (II03)
Wicker (II04)					

JENNY

Admiral (JN08)	Berry (JN31)	Cascade (JN28)	Charcoal (JN11)	Ebony (JN02)	Green Grass (JN32)
Harvest (JN29)	Melon (JN30)	Midnite (JN01)	Oatmeal (JN26)	Roast (JN33)	Silver Lining (JN25)
Slate (JN03)	Sunflower (JN27)	Vermillion (JN07)			

LUXHIDE BONDED LEATHER

Black (PU30/BL20)	Burgundy (PU36/BL26)	Charcoal (PU37/BL27)	Dark Brown (PU34/BL24)	Parchment (PU32/BL22)	Saddle (PU33/BL23)
White (PU38/BL28)					

Luxhide is made up of leather, polyurethane and a poly-cotton weave. This durable covering has the look and feel of top grain leather. Luxhide Offices to Go chairs are upholstered using bonded leather on the seating surfaces. Matching synthetic leather may be used on the back and trim.

MESH FABRIC - ARCHER II

Coal Black (VU19)	Quarry Grey (VU15)	Red Mittens (VU70)	Tidal Wave (VU16)
-------------------	--------------------	--------------------	-------------------

MESH FABRIC - AVRO AND IBEX

Black (MS69) - Avro, Ibex	Natural (MS74) - Avro	Stone (MS71) - Avro
---------------------------	-----------------------	---------------------

QUILT

Black (QL10)	Cadet (QL23)	Charcoal Grey (QL11)	Cocoa (QL29)	Daisy (QL25)	Dune (QL21)
Feather (QL20)	Geranium (QL24)	Meadow (QL22)	Navy (QL14)	Punch (QL27)	Quest (QL26)
Silver (QL19)	Tangerine (QL28)	Wine (QL16)			

TERRACE

Apple (TC66)	Bluebell (TC65)	Cerise (TC68)	Cherry Blossom (TC64)	Cobble (TC63)	Echo (TC74)
Flirt (TC73)	Glacier (TC75)	Haze (TC67)	Ironwork (TC71)	Pine Cone (TC72)	Shadow (TC62)
Tigerlily (TC61)	Twilight (TC69)	Wintergreen (TC70)			

TRAK

Apple (TK47)	Carbon (TK52)	Cement (TK43)	Copper (TK45)	Latte (TK42)	Merlot (TK49)
Midnight Sky (TK50)	Mocha (TK51)	Mustard (TK41)	Silver (TK44)	Steel (TK48)	Taupe (TK40)
Teal (TK46)					

URBAN

Beach Day (UR15)	Black Coal (UR22)	Blue Bayou (UR12)	Boardwalk (UR16)	Brown Bridge (UR18)	Earth (UR17)
Gravel Road (UR21)	Granite Rock (UR20)	Green Glass (UR13)	Ocean Blue (UR11)	Red Rose (UR10)	Sandcastle (UR14)
White Sand (UR19)					

WATERFALL

Dance (WA54)	Grand (WA50)	Imagine (WA44)	Magestic (WA52)	Pacific (WA53)	Prism (WA48)
Rainforest (WA46)	Rumble (WA47)	Rushing (WA51)	Sky (WA45)	Splash (WA42)	Trance (WA40)
Tranquility (WA49)	Tryst (WA41)	Victoria (WA43)			

SEATING UPHOLSTERY (cont'd)

WAVELENGTH

Bluejay (WV14)	Cancun (WV09)	Corfu (WV13)	Flame (WV04)	Lime (WV01)	Mesa (WV07)
Mint (WV02)	Moonrock (WV11)	Mykonos (WV05)	Panther (WV15)	Plasma (WV08)	Quartz (WV10)
Rubine (WV12)	Savannah (WV06)	Stone (WV03)			

ALTERNATIVE TEXTILE OPTIONS

Offices to Go seating is available in a variety of upholstery options which are specific to each series. Please see individual series details for available textiles, colors and graded textile options.

FILING FINISHES

Black (BLK)	Designer White (DWT)	Grey (GRY)	Nevada (NEV)
-------------	----------------------	------------	--------------

IONIC FINISHES

TOP COLORS

Absolute Acajou (ACJ)	Asian Night (ASN)	Avant Cherry (AWC)	Avant Honey (AWH)	Clear Maple (CMB)	Dark Espresso (DES)
Designer White (DWT)	Hayden Grey (HGT)	Shaker Cherry (SKC)	Tiger Walnut (TWL)	White Chocolate (WHC)	Winter Cherry (WCR)

CHASSIS COLORS

Absolute Acajou (ACJ)	Asian Night (ASN)	Avant Cherry (AWC)	Avant Honey (AWH)	Clear Maple (CMB)	Dark Espresso (DES)
Designer White (DWT)	Hayden Grey (HGT)	Shaker Cherry (SKC)	Tiger Walnut (TWL)	White Chocolate (WHC)	Winter Cherry (WCR)

IONIC BOOKCASES

Absolute Acajou (ACJ)	Dark Espresso (DES)	White Chocolate (WHC)	Winter Cherry (WCR)
-----------------------	---------------------	-----------------------	---------------------

IONIC TACKBOARDS

Black (LL19)	Blue Mist (LL14)	Caramel Cream (LL12)	Medium Taupe (LL11)
--------------	------------------	----------------------	---------------------

OFFICES TO GO TERMS AND CONDITIONS

Offices to Go (OTG) is a division of Global Furniture Group ("Global") focused on providing high-value products for the budget minded business. This illustrated list price book has been designed to facilitate fast reference and easy use. Products are categorized into "seating", "desks + tables", "accessories" or "filing" and are listed numerically within their categories. The line drawings match actual photographs (where possible) to aid in instant recognition of the total range within a series.

Sales of OTG products are made only on Global's standard Terms and Conditions of sale which are contained in this list price book. The "Purchaser" in these Terms and Conditions shall refer to Dealers and those who originally purchase directly from Global for use or re-sale. These standard Terms and Conditions may be modified or supplemented only by a separately written document signed by Global's authorized personnel at its head office in Toronto, Ontario, Canada. Any term or condition contained in any purchase order or other form used by the Purchaser to order goods (including standard, printed language) which is different from, in addition to, or in any way inconsistent with Global's standard Terms and Conditions shall be of no force or effect whatsoever.

All illustrations, specifications and prices in this list price book are based on the latest product information available at time of publication. Global reserves the right to make changes at any time and without prior notice to prices, colors, materials, specifications and models offered.

Description

Each product shown or described in this list price book is standard OTG product. Available options are noted at the beginning of each series. Available options may require additional delivery time and cost, and may affect the warranty given. Sizes and weights shown are approximate and are subject to slight changes from time to time.

Prices and Payment

The prices shown in this list price book as well as those quoted by Global, are in Canadian dollars for orders shipped to destinations in Canada.

If shipping date requested is more than 90 days from date of order, Global shall reserve the right to use published list prices effective at time of shipment.

Orders are invoiced at time of shipment. Terms of payment are net 30 days from date of invoice unless otherwise stated. The Purchaser agrees that Global shall reserve the right to enforce a charge amounting to 1.5% per month (18% per year) on invoices outstanding more than 30 days.

If the Purchaser's most recent annual net volume is less than \$5,000, Global may suggest payment be made in advance.

All orders are subject to the Purchaser complying with Global's prevailing credit policy.

Any products sold by Global shall remain the property of Global until fully paid.

Prices are suggested list prices only and are subject to change without notice. Global will, however, attempt to keep the Purchasers up-to-date on all developments including price changes.

Taxes

All prices shown in this list price book are exclusive of sales, use, excise, HST and other applicable taxes and duties which may be the Purchaser's responsibility as per the invoice issued by Global. If the Purchaser claims an exemption from such taxes, it shall be the Purchaser's responsibility to furnish Global with an appropriate exemption certificate at time of order.

Ordering Information

Global requires that all orders be submitted in writing and will be acknowledged on Global's acknowledgement forms governing the transaction.

The details appearing on this acknowledgement will describe the items to be shipped and the approximate shipping date. It is the Purchaser's responsibility to determine that the information in the acknowledgment is correct. In the event of an error, the Purchaser must notify their Global Customer Service representative immediately by telephone followed by written confirmation. Shipping dates are assigned to orders based on the items having the longest manufacturing lead time (unless instructed to partial ship).

At time of order, please provide the following information:

1. Account number (if possible)
2. PO number
3. "Bill to" and/or "Ship to" and name and address
4. Complete model number and selected options including textiles/finishes
5. Special instructions and tag information
6. Shipping instructions, please indicate:
 - a. pick up
 - b. Global trailer program
 - c. common carrier, provide name of carrier, your account number

The above points will be checked by Global for accuracy. Global will process orders using the codes provided by the Purchaser. Price discrepancy is the responsibility of the Purchaser. The Purchaser must notify Global prior to invoicing.

The Purchaser is responsible for providing correct information at time of order. If no option(s) are selected the system will default to standard feature(s). Orders with missing/incorrect information (finish, etc.) will be put on hold until all information is complete. Orders will be scheduled for manufacturing upon receipt of complete information.

Changes and Cancellations

After the date of Global's acknowledgment of the Purchaser's order, the order may not be changed or cancelled by the Purchaser without the written consent of Global. Textile-covered items are considered to be in production once the textile is scheduled for cutting. Other standard items already in production are subject to a minimum 35% cancellation charge.

Errors and Omissions

All quotations, acknowledgements and invoices are subject to corrections for any errors and omissions.

Casters

The list price book specifies the caster which comes standard with each chair model. Most chairs are equipped with C9 or C65 casters which are best used on carpeted surfaces. If it is intended to use the product on hard surfaces such as ceramics, concrete, linoleum or hardwood, it is recommended to use different casters. It is the responsibility of the customer to determine the standard caster for a particular product and whether such caster is appropriate for the given application.

File Finishes

There is no upcharge on any standard file finish, minimum order quantity is 10 pieces. Any non-standard file finish must be approved by Global prior to acceptance of order and may be subject to an upcharge.

An upcharge of 10% will apply to Metallic, Mica and any non-standard White finishes regardless of the number of units ordered.

Upholstery Coverings

Slight variations in color may occur between dye lots. Although Global attempts to minimize these variances, they do occur and must be accepted as normal and will not be considered defects.

Weight

For seating products, unit weight and carton weight are provided. For casegood products, carton weight is provided.

Delays

Global's order acknowledgment will state a shipping date which is Global's best estimate at the time the order is acknowledged. However, Global shall not incur any obligation or liability to the Purchaser for failure to ship by specified date unless Global has agreed to an unequivocal shipping date in a separately signed written document executed by its authorized personnel at its head office. In addition, Global will not be liable for any loss or damage resulting from any delay or failure in shipment or other failure to perform all or any part of the agreement between the parties with respect to the goods shown on the face of the order acknowledgment where such delay, failure, loss or damage is the proximate result of any act of any governmental authority or political subdivision thereof, revolution, riot, civil disorder or disturbance, delay or default in transportation, strike disputes among or between labor unions or other labor disputes, delay or inability in obtaining materials and facilities, fire, flood, act of God or any cause not within the reasonable control of Global.

Free on Board (FOB)

FOB point is Global's Factory, Toronto, Ontario, Canada.

Courier Type Shipments



This symbol is used to indicate that the adjacent product can be sent by courier type shipments, such as Federal Express, Purolator, CanPar and UPS.

Shipping

The Purchaser must select, at time of order, one of two methods of freight payment. Global will make no end-user shipments unless special arrangements have been made.

1. FOB point of shipment, freight collect - pick up and common carrier.
2. FOB point of shipment, freight prepaid and invoiced to the Purchaser - Global Trailer Program.

All deliveries are dock to dock.

Service

Service requests are normally the responsibility of Global's authorized Dealers. Where this cannot be accomplished on a local level, service problems should be referred to Global's Customer Service Department.

Global/Express (Canada)

Tel: (905) 660-5101 or 1-800-567-8901

Fax: (905) 660-4759 or 1-800-375-5134

Global International

Tel: (416) 661-3660

Fax: (416) 661-661-0983 or 1-877-585-5579

Returns

No returns of goods will be accepted without written consent and shipping instruction from Global. A minimum re-stocking charge of 35% is made on all authorized returns for credit or refund, provided goods are received by Global in the condition in which they left the factory. This may increase depending on the type of product. Global's Return Goods Authorization (RGA) numbers must appear prominently on all authorized returns. Global will not be responsible for return freight costs. No credit will be given if goods cannot be reused as new. Special order items, non-stock items and COM products are in no event subject to return. All returns must be approved and authorized in writing by Global Customer Service. Global reserves the right to refuse delivery of any unauthorized returns.

Claims

All goods are sold FOB plant or Global Distribution Center. Global is not responsible for damage which occurs in transit (or in storage). The carrier signs for all goods received in apparently good order. It is the Purchaser's responsibility to examine goods upon receipt and to file any claims with the carrier for losses or damage to the product occurring during transit, including concealed damage.

Any claims made against Global for apparent defects, errors or shortages must be made by the Purchaser, in writing, within 15 working days after any delivery. Failure by the Purchaser to make any claim against Global within 15 days shall constitute acceptance of the goods and a waiver of any apparent defects, errors or shortages.

Suspension

In the event that the Purchaser defaults in the payment of any sum due to Global, or in the event the Purchaser's financial condition becomes unsatisfactory to Global, Global shall have the right to defer or discontinue shipment of any goods until such time as the default is cured or the Purchaser provides assurance of payment to Global.

Copyright

All catalogs, photographs, drawings, list price books and other printed materials are protected by copyright. All rights reserved.

Trademarks

All trademarks are owned by Global Furniture Group.

Designs and Patents

Many of the products produced by Global are protected by design registrations, design patents and/or patents. Design and specifications are subject to change, discontinuance or additions without notice.

For a full listing of issued trademarks, please visit officestogo.com.

Cubic Measure

The stated volume is an approximate cubic foot measure that may be used to calculate freight costs. The figure shown is the total shipping volume of a unit (e.g. if a part is sent in 2 cartons the volume indicated reflects both cartons together) and is subject to change without notice. It is most economical to purchase the specified number per carton.

Combined Shipments

Global will make every effort to combine shipments and orders on written request. However, Global cannot be held responsible where such requests are not complied with.

Offer of Sale

Possession of this list price book or any other literature shall not imply the company's willingness to sell to the holder and shall not be construed as a direct offer of sale.

If a conflict arises between: (i) prices found in software support packages furnished to the customer by Global or by any other source on behalf of Global; and (ii) Global's current pricing found on Global's website, then the most current shall prevail.

Testing Qualifications

Many Global products pass or exceed the most stringent industry testing standards.

Disclaimer

Metric dimensions are provided for reference only. In the event that there is a discrepancy between imperial measurements and metric measurements, imperial measurements shall prevail. Prices shown are current manufacturer's suggested list prices at time of printing. Updated pricing is available on Global's website. All applicable taxes are extra. Descriptions, specifications and prices are subject to change without notice. Errors and omissions are subject to correction.

For periodic updates, please check the list price book PDF at officestogo.com Global warrants that all commercial products are free from defects in material and workmanship, for the life of the product, to the original Purchaser.

This list price book is effective as of July 1, 2021.

WARNING - SEATING PRODUCTS TO PREVENT PRODUCT FAILURE AND POSSIBLE INJURY:

Ensure that the appropriate selection is made for the intended use of the chair including user's weight. Some chairs are not recommended for users above a certain weight. Frequently inspect the chair for visible cracks and tighten all screws, bolts and adjustable knobs. If the chair is damaged or unstable, immediately remove it from service. Any information or suggestions concerning applications, specifications or compliances with codes and standards is provided solely for your convenient reference and without any representation as to accuracy or suitability. Global disclaims any legal responsibility. The user must verify and test the suitability of any information or products for his specific application. Global reserves the right to change the Terms and Conditions in the list price book without notice.

OFFICES TO GO LIMITED LIFETIME WARRANTY

Global warrants that all commercial products are free from defects in material and workmanship. Global will repair or replace, at Global's option, as the sole remedy for any defect covered by the warranty.

Global makes no warranty that any of its products are suitable for any particular purpose and makes no other warranties, express or implied, other than those set out here. As codes and standards vary from one jurisdiction to another, references to compliance are solely for convenience and without any representation as to accuracy or suitability. Users must verify the suitability of such information or product for their specific application. In no event shall Global be liable in either tort or contract for any loss or direct, special, incidental, consequential or exemplary damages.

OTG Warranty Summary

OTG Product Type	Components Warranty For Original Purchaser	Exceptions
General seating (including metal frames, non-moving metal components) use time for coverage: 8 hours/5 days per week	lifetime	By individual series - 2 or 5 years: - upholstery, textiles, mesh - pneumatic lifts, mechanisms - casters, frames, plastic components
Heavy duty seating use time for coverage: 8 hours/5 days per week users up to 350 lbs.	5 years	
Lite-Lift folding chairs use time for coverage: 8 hours/5 days per week users up to 200 lbs.	1 year	
Lite-Lift II folding tables	1 year	
Ionic desks and tables	lifetime	
Electric height adjustable tables	lifetime	- electrical motors, controllers, moving parts - 5 years
Manual height adjustable tables	2 years	
Metal files and storage	lifetime	
Ergonomic accessories	5 years	- electrical devices, moving parts - 2 years
Panels and tackboards	lifetime	- panel textiles - 5 years

OTG's limited lifetime warranty does not apply (for any product category) to the following:

- Nominal or normal amount of wear and tear that can occur over time
- Failures which result from negligence, abuse, accident or misuse
- Failure to apply, install or maintain products according to Global's written instructions and warnings
- Modifications, attachments or repair methods not approved by Global
- Damage caused by a carrier in transit, or delivery/installation contractors
- The matching of colors, grains or textures (wood, leather, etc.) of natural materials
- Products exposed to extreme hot or cold temperatures or excessively dry or humid environments
- Color fastness or the matching of color of textiles, dye lots of textile can vary
- Damage by markings or staining; damage by sharp objects or imprinting from instruments
- Damage to textiles or laminate and wood surfaces/edges from exposure to sunlight (including UV rays)
- Products used for rental purposes
- Purchased parts are warranted for one (1) year
- Failure to follow specific cleaning and disinfecting instructions posted on officestogo.com

OTG's warranty does not cover the costs of transportation or labor. Repair or replacement will be at Global's discretion.

Textiles and Finishes

Please refer to our website at officestogo.com for detailed information on cleaning and disinfecting procedures. Improper usage of disinfecting/cleaning products may void the warranty. Global textiles and finishes are updated periodically to meet the demand and trends of the market. As a result, some textiles and finishes may be discontinued by Global or the manufacturer. In the event that a textile or finish is discontinued, Global will make every reasonable effort to provide an alternative product(s) of comparable function.

M	ML1348DML	115	ML4824B	95	ML7224POL	94	MVL2SDEH	127	MVL2846F	63
M1930PXB	ML1348UMF	116	ML4824DWL	94	ML7230BHT	110	MVL19BF	138	MVL2847F	63
M1936PXB	ML1348UML	116	ML4824ET2	113	ML7230D	96	MVL19C	138	MVL2900	36
M19301XSN	ML1354DMF	115	ML4824FB	100	ML7230DWL	94	MVL23BF	138	MVL2911	55
M19361XSN	ML1354DML	115	ML4824FT	112	ML7230ET2	113	MVL23C	139	MVL2912	55
ML22BBF	ML1354UMF	116	ML4824R	100	ML7230POB	94	MVL1105	57	MVL2913	55
ML22FF	ML1354UML	116	ML4824RI	100	ML7230POL	94	MVL1110	57	MVL2914	56
ML22HBF	ML1360DMF	115	ML4824RWL	95	ML7236BHT	110	MVL1616	73	MVL3101	17
ML22TOP	ML1360DML	115	ML4830BHT	110	ML7236CEL	98	MVL1617	73	MVL3103	17
ML24LEG	ML1360UMF	116	ML4836BHT	110	ML7236CER	99	MVL1895	14	MVL3104	18
ML24WM2	ML1360UML	116	ML4848VB	109	ML7236D	96	MVL1896	14	MVL3106	18
ML30RX	ML1366DMF	115	ML4850DSE	119	ML7236DM	99	MVL1930C	106, 133	MVL3107	18
ML30RX22	ML1366DML	115	ML4850DST	118	ML7236RM	99	MVL1936C	106, 133	MVL3108	18
ML30RX42	ML1366UMF	116	ML4862DES	120	ML7242BD	96	MVL1936M2	133	MVL3109	18
ML30SX	ML1366UML	116	ML4862DST	119	ML7250DSE	119	MVL1936P2	132	MVL3111	19
ML30SX22	ML1629SHL	108	ML5223HAT	114	ML7250DST	118	MVL1936P3	132	MVL3113	19
ML30SX42	ML1629SHR	108	ML5229HAT	114	ML7262DSE	120	MVL1936P4	132	MVL3114	19
ML33DRAG	ML2130BF	104	ML5412MPT	95	ML7262DST	119	MVL1936P5	132	MVL3116	19
ML33DRL	ML2130CO	103	ML5424DWL	94	ML9650DSQ	119	MVL1960C	106, 133	MVL3117	19
ML35SCDK	ML2130NBF	104	ML5424RWL	95	ML9662DSQ	119	MVL1966C	106, 133	MVL3118	20
ML36DRAG	ML2130NO	103	ML5450DSE	119	ML10850DSQ	119	MVL1972C	106, 133	MVL3119	20
ML36DRL	ML2136BF	104	ML5450DST	118	ML10862DSQ	119	MVL2718	22	MVL3121	20
ML36HO	ML2136CO	103	ML5462DSE	120	ML12050DSQ	119	MVL2719	22	MVL3123	20
ML36LDTs	ML2136NBF	104	ML5462DST	119	ML12062DSQ	119	MVL2720	31	MVL3124	20
ML36LDTsF	ML2136NO	103	ML5823HAT	114	ML13250DSQ	119	MVL2721	31	MVL3126	21
ML36PHGD	ML2230BFT	103	ML5829HAT	114	ML13262DSQ	119	MVL2723	31	MVL3127	21
ML36PHLD	ML2230COT	103	ML6012MP	100	ML14450DSQ	119	MVL2728	22	MVL3128	21
ML36RT	ML2230NOT	103	ML6012MPT	95	ML14462DSQ	119	MVL2729	22	MVL3129	21
ML36RX	ML2236BFT	103	ML6019LT	106, 133	ML482028CT	96	MVL2732	13	MVL3170	79
ML36RX22	ML2236COT	103	ML6024DWL	94	ML483628CT	96	MVL2732-9	13	MVL3171	79
ML36RX42	ML2236NOT	103	ML6024ET2	113	ML542028CT	96	MVL2733	13	MVL3172	79
ML36SX	ML2418CDK	29	ML6024FT	112	ML543628CT	96	MVL2733-9	13	MVL3191	35
ML36SX22	ML2420CDKP	30	ML6024LT	106	ML602028CT	96	MVL2747	56	MVL3192	35
ML36SX42	ML2430C	107	ML6030BHT	110	ML603628CT	96	MVL2748	56	MVL3196	35
ML42LDTs	ML2436C	107	ML6030D	96	MLDCFKP	123	MVL2749	56	MVL5001NA	52
ML42LDTsF	ML2460C	107	ML6030DWL	94	MLDD48DSE	121	MVL2756	59	MVL5002	52
ML42R	ML2466C	107	ML6030ET2	113	MLDD48DSQ	121	MVL2776	51	MVL5002C	52
ML42RT	ML2472C	107	ML6030PL	99	MLDD48DST	121	MVL2778	81	MVL5003	53
ML42RX	ML2929CT	112	ML6030PR	100	MLDD54DSE	120	MVL2779	81	MVL5004	53
ML42SX	ML2929CTM	112	ML6036BHT	110	MLDD54DSQ	121	MVL2780	15	MVL5005	53
ML48BC	ML3019LT	106, 133	ML6050DSE	119	MLDD54DST	120	MVL2781	15	MVL5006	53
ML48LDTs	ML3024R	100	ML6050DST	118	MLDD60DSE	121	MVL2782	15	MVL5007	53
ML48LDTsF	ML3024RWL	95	ML6062DSE	120	MLDD60DSQ	121	MVL2784	23, 31, 73, 82	MVL5008	53
ML48WCB2	ML3523RHT	114	ML6062DST	119	MLDD60DST	120	MVL2785	26	MVL5009	54
ML54LDTs	ML3619LT	106, 133	ML6423HAT	114	MLDD66DSE	121	MVL2786	81	MVL5011	54
ML54LDTsF	ML3620CH	112	ML6429HAT	114	MLDD66DSQ	121	MVL2787	23	MVL5230B0	127
ML54WCB2	ML3622LF	104	ML6518WDL	107	MLDD66DST	120	MVL2789	81	MVL5230B5	127
ML60WCB2	ML3622MS	105	ML6518WDR	107	MLDD72DSE	121	MVL2796	82	MVL6060ET	113
ML65BC	ML3622SC	104	ML6612MPT	95	MLDD72DSQ	121	MVL2799	82	MVL6066ET	113
ML66HO	ML3622SL	105	ML6619LT	106, 133	MLDD72DST	120	MVL2801	41	MVL6660ET	113
ML66TB	ML3624B	95	ML6624C	98	MLDFFKP	122	MVL2803	41	MVL6666ET	113
ML66WCB2	ML3624DWL	94	ML6624DWL	94	MLDTP3224	128	MVL2804	42	MVL7260ET	113
ML72HO	ML3624FB	100	ML6624LT	106	MLEBDD16L	114	MVL2806	42	MVL7266ET	113
ML72MRD	ML3624LFT	104	ML6624POL	94	MLEBDD162	114	MVL2807	42	MVL11730	76
ML72TB	ML3624LT	106	ML6630D	96	MLFP	108	MVL2808	42	MVL11732	76
ML72WCB2	ML3624MST	105	ML6630DM	99	MLFSP3260	128	MVL2809	42	MVL11733	76
ML96BT	ML3624R	100	ML6630DWL	94	MLHS	108	MVL2809C	43	MVL11734	76
ML120BT	ML3624RWL	95	ML6630POL	94	MLKB	108	MVL2810	39	MVL11735	77
ML144BT	ML3624SCT	104	ML6630RM	99	MLMP22BBF	101	MVL2811	43	MVL11742	77
ML230NBFT	ML3624SLT	105	ML6636CEL	98	MLMP22BF	101	MVL2813	43	MVL11743	77
ML236NBFT	ML3629OS	105	ML6636CER	99	MLMPB34L	101	MVL2814	43	MVL11860	71
ML1324DMF	ML3636SI	99	ML6636FFP	122	MLMPB34R	101	MVL2816	43	MVL11870	62
ML1324DML	ML3636WI	99	ML6648FFP	122	MLMPBC18	101	MVL2817	44	MVL11886	24
ML1324UMF	ML4123RHT	114	ML6650DSE	119	MLMPC22	102	MVL2818	44	MVL11887	24
ML1324UML	ML4212MP	100	ML6650DST	118	MLOMP	122	MVL2819	44	MVL11888	24
ML1330DMF	ML4220CH	112	ML6660FFP	122	MLPCHK	122	MVL2819C	44	MVL13007	27
ML1330DML	ML4224B	95	ML6662DSE	120	MLPD	109	MVL2821	44	MVL13008	27
ML1330UMF	ML4224FB	100	ML6662DST	119	MLPPWA	122	MVL2823	45	MVL13009	28
ML1330UML	ML4224R	100	ML7023HAT	114	MLSCFKP	123	MVL2824	45	MVL13010	28
ML1336DMF	ML4224RI	100	ML7029HAT	114	MLSFFKP	122	MVL2826	45	MVL13011	28
ML1336DML	ML4224RWL	95	ML7212MPT	95	MLUB-1	47	MVL2827	45	MVL13012	28
ML1336UMF	ML4229OS	105	ML7219LT	106, 133	MLUB-2	47	MVL2828	45	MVL13016	69
ML1336UML	ML4242SI	99	ML7224C	98	MLUB-3	47	MVL2831	46	MVL13017	69
ML1342DMF	ML4242WI	99	ML7224DWL	94	MVCOVS1UB	30, 129	MVL2831C	46	MVL13018	69
ML1342DML	ML4623HAT	114	ML7224ET2	113	MVCOVS1US	30, 129	MVL2832	46	MVL13021	29
ML1342UMF	ML4629HAT	114	ML7224FT	112	MVCOVSM2B	30, 128	MVL2832C	46	MVL13022	29
ML1342UML	ML4812MP	100	ML7224LT	106	MVCOVSM2S	30, 128	MVL2836	63	MVL13023	69
ML1348DMF	ML4812MPT	95	ML7224POB	94	MVL1SDEH	127	MVL2837F	63	MVL13040	59

MVL13046.....	71	OTG11657B	50
MVL13048.....	61	OTG11670B	49
MVL13049.....	61	OTG11674.....	51
MVL13051.....	72	OTG11678B.....	38
MVL13052.....	72	OTG11685.....	62
MVL13053.....	72	OTG11686.....	62
MVL13090.....	60	OTG11705.....	71
MVL25201.....	136	OTG11740B	25
MVL25251.....	136	OTG11760B.....	32
MVL25401.....	136	OTG11776B.....	75
MVL25451.....	136	OTG11782B.....	58
MVLAP42.....	117	OTG11840.....	125
MVLAP48.....	117	OTG11841.....	125
MVLAP54.....	117	OTG11842.....	125
MVLAP60.....	117	OTG11858B.....	16
MVLAP66.....	117	OTG11859B.....	16
MVLCPU.....	128	OTG11921J.....	58
MVLEK.....	134, 136	OTG11950B.....	11
MVLFB.....	136	OTG11980.....	78
MVLFBB.....	133	OTG12112B.....	49
MVLFR.....	128	OTG13020.....	12
MVLFRT48.....	125	OTG13026.....	67
MVLFRT48D.....	125	OTG13032.....	74
MVLFRT60.....	125	OTG13060.....	10
MVLFRT60D.....	125	OTG13061.....	10
MVLFRT72.....	125	OTG13070.....	65
MVLFRT96.....	125	OTG13071.....	65
MVLFWs.....	141	OTG13072.....	65
MVLHFB36.....	134	OTG13073.....	65
MVLKBT.....	127	OTG13074.....	65
MVLKP01.....	127	OTG13080.....	40
MVLM23BBF.....	139	OTG13081.....	40
MVLM23FF.....	139		
MVLMMLK.....	133		
MVLPD.....	134		
MVL PDM.....	128, 129		
MVLPET42-1.....	117		
MVLPET42-4.....	117		
MVLPET48-1.....	117		
MVLPET48-4.....	117		
MVLPET54-1.....	117		
MVLPET54-4.....	117		
MVLPET60-1.....	117		
MVLPET60-4.....	117		
MVLPET66-1.....	117		
MVLPET66-4.....	117		
MVLPPAB2.....	121		
MVLPPAB3.....	121		
MVLPPAB4.....	121		
MVLS42L.....	141		
MVLS72L.....	141		
MVLW23BBF.....	138		
MVLW23FF.....	138		
	0		
OTG1220B.....	32		
OTG1221B.....	32		
OTG3915.....	25		
OTG3920B.....	33		
OTG3930B.....	33		
OTG10902.....	48		
OTG10904.....	39		
OTG10920.....	70		
OTG10930.....	34		
OTG11320B.....	64		
OTG11340.....	37		
OTG11341.....	37		
OTG11510B.....	23		
OTG11531B.....	68		
OTG11613B.....	67		
OTG11615B.....	11		
OTG11616B.....	11		
OTG11617B.....	80		
OTG11631B.....	68		
OTG11633B.....	74		
OTG11636B.....	38		
OTG11641B.....	38		
OTG11642B.....	38		
OTG11648B.....	66		

Global offices and showrooms in Canada

Global Group Head Office

560 Supertest Road
Toronto, Ontario
M3J 2M6
T (416) 650-6500

Main Showroom and Sales Office

1350 Flint Road
Toronto, Ontario
M3J 2J7
T (416) 661-3660

Global Group Center

Calgary

302 - 237 8th Avenue SE
Calgary, Alberta
T2G 5C3
T (403) 250-7770

Montreal (temporary location)

306 - 2020 TransCanada HWY
Dorval, Quebec
H9P 2N4
T (514) 866-4331

Edmonton

201 - 10158 103 Street NW
Edmonton, Alberta
T5J 0X6
T (780) 444-8922

Ottawa

251 Laurier Avenue W, Suite 400
Ottawa, Ontario
K1P 5J6
T (613) 234-2881
Please call ahead to book an appointment.

Halifax

120 - 1061 Marginal Road
Halifax, Nova Scotia
B3H 4P7
T (902) 422-7434

Vancouver

1000 -675 West Hastings Street
Vancouver, British Columbia
V6B 1N2
T (604) 432-1701

Moncton

268 Coverdale Road
Riverview, New Brunswick
E1B 3J2
T (506) 858-8383

Winnipeg

220 - 111 Lombard Avenue
Winnipeg, Manitoba
R3B 0T4
T (204) 925-3350

The Global Group, 1350 Flint Rd., Toronto ON Canada M3J 2J7
Sales & Marketing: Tel (1-877) 446-2251
Customer Service: Fax (800) 361-3182

OfficestoGo

www.officestogo.com