

price list 2024

Price effective May 13, 2024

Revised July 15, 2024



introduction

Offices to Go™, a division of Global Furniture Group has been a primary source of value-minded office furniture solutions since its inception in 2007.

We offer a wide variety of products including seating, desks, tables, files and ergonomic accessories. Offices to Go products offer high-value and are built to commercial quality standards to protect your long-term investment.

Most models are Canadian made, while others are imported. In both cases, all Offices to Go products are manufactured exclusively in certified factories and have been tested in compliance with ANSI and BIFMA standards. We are committed to producing products in the most sustainable ways and ensuring they pass strict quality testing.

Seating - Offices to Go chairs provide exceptional comfort and design. Choose from a variety of multi-purpose, task, mesh, management, leather and guest chairs to complete any office environment.

Offices to Go seating is available in a variety of upholstery options which are specific to each series. Please see individual series details for available textiles, colors and graded textile options.

Desks + Tables - Offices to Go Newland casegoods combine form with function to support a wide range of workplace applications. From private offices to collaborative spaces, boardrooms or reception areas, Newland offers solutions that will exceed your expectations and keep you on budget.

Filing - Offices to Go offers a range of cost-effective filing and storage solutions to help you stay organized. Available sizes, mobile options and finishes easily adapt to any office or personal workspace.

Offices to Go product assembly is designed to be quick and simple. Products come with easy to follow instructions and detailed photographs.

Offices to Go products are covered by Global's Warranty (Limited Lifetime with 5-year or 2-year exceptions). Weight capacity information will be shown accordingly in the series notes and literature. See page 131 for warranty details.

SYMBOL IDENTIFICATION

Each seating product with an RTA code identifies the assembly requirements.

RTA 00 FULLY ASSEMBLED

RTA 1 SIMPLE ASSEMBLY (no tools required)

Parts to install:

- casters
- base
- pneumatic cylinder/cover can

RTA 2 MODEST ASSEMBLY (tools supplied, if necessary)

Parts to install:

- casters
- base
- pneumatic cylinder/cover can
- back

RTA 4 MODERATE ASSEMBLY (tools supplied)

Parts to install:

- casters
- base
- pneumatic cylinder/cover can
- back
- armrest

RTA 8 FULL ASSEMBLY (tools supplied)

Parts to install:

- casters
- base
- pneumatic cylinder/cover can
- back
- armrest
- mechanism



Global's certified products are in compliance with the stringent emission guidelines set by the GREENGUARD Environmental Institute and include all upholstered seating. To obtain a GREENGUARD certificate for any product, please go to the product page on our website globalfurnituregroup.com and click on "view GREENGUARD certificate".



Chairs shown with this logo are made in Canada.



Chairs shown with this logo have significant Canadian content. They have been engineered, tested and assembled in Canada.



All products with this designation are suitable for courier shipment throughout Canada.

TABLE OF CONTENTS

SEATING	SEATING (cont'd)	DESKS AND TABLES
Altona..... 10	Lite-Lift 47	Craft tables..... 27
Amira..... 10	Lumi..... 48	Ionic Benching..... 99
Annapolis..... 11	M-Task..... 49	Newland..... 74
Ashmont..... 12	Masi 50	Boardroom tables..... 93
Ashton..... 13	Minto..... 51	Bookcases and shelf units 92
Avro..... 14	MVL File Buddy 52	Bridges 89
Beta..... 19	Overtime..... 53	Credenzas..... 88
Bolt..... 20	Overtime 350..... 53	Desks..... 87
Brighton..... 20	Pacific..... 55	Electric height adjustable tables 97
Caman..... 21	Part-Time..... 56	Extended corner credenzas 88
Carleton..... 22	Petra 57	Flip-top tables 94
Centro..... 23	Safari..... 58	Hutches and doors 87
Cobalt..... 24	Six 13..... 58	Islands with modesty..... 88
Craft..... 25	Six 31..... 59	Islands without modesty..... 89
Danio..... 29	Soda 60	Mobile pedestals 90
Dash..... 30	Soda tables 60	Modesty panels..... 89
Dori 2..... 30	Sparrow..... 61	Packages 83
Eor..... 31	Stradic..... 62	Pedestals..... 90
Finch..... 32	Suburb..... 63	Personal height adjustable table..... 94
Format..... 33	Tami..... 64	Privacy panels 95
Full-Time..... 34	TL..... 65	Returns..... 89
Gennex..... 35	Toma..... 67	Storage units..... 91
Geo..... 36	Ultra..... 68	Table desks and components..... 85
Ibex..... 37	Yoho..... 70	Tackboards 88
Java..... 44	Zim..... 72	Wardrobes..... 92
Kaysee..... 45		OTG Panels..... 103
Kazan..... 45		
Kylie..... 46		

DESKS AND TABLES (cont'd)

Lite-Lift II	107
Folding tables	107
Table dollies	107
Pashley	105
Soda tables	60

ACCESSORIES

CPU holder dual strap	110
Desktop sit-stand workstation	109
Keyboard supports	109
Monitor arms	109
PET Felt partitions	111
Power data block	112

FILING AND STORAGE

MVL1900 lateral files	114
Accessories	116
Lateral files	115
MVL25 vertical files	118
MVLPED pedestals	120
MVLSTOR storage cabinets	123

REFERENCES

Ergonomic features and benefits	8
Mechanism adjustments	9
Textiles and Finishes	126
Terms and Conditions	129
Lifetime Warranty	131
Index	132

SEATING BY CATEGORY TYPE



SEATING

MESH



Amira.....10



Avro.....14



Bolt.....20



Format.....33



Geo.....36



Ibex.....37



Java.....44



Kaysee.....45



Lumi.....48



Masi.....50



Overtime 350M.....54



Petra.....57



Safari.....58



Stradic.....62



TL.....65











Toma.....67






Zim.....72

MULTI-TASK

	Beta	19
	Cobalt	24
	Danio	29
	Full-Time	34
	M-Task	49

	Overtime.....	53
	Overtime 350.....	53
	Overtime 350M	54
	Part-Time	56
	Six 13.....	58

	Six 31.....	59
	Tami.....	64
	Yoho.....	70

MANAGEMENT AND CONFERENCE

	Altona.....	10
	Annapolis	11
	Ashmont.....	12
	Ashton	13

	Brighton.....	20
	Caman	21
	Carleton.....	22
	Kazan	45

	Masi	50
	Pacific.....	55
	Ultra.....	68

SEATING BY CATEGORY TYPE

GUEST AND MULTI-PURPOSE



Ashmont12



Eor31



Lite-Lift47



Caman21



Finch32



Minto51



Centro23



Gennex35



Sparrow61



Dash30



Ibex37



Ultra68



Dori 230



Kylie46

HEIGHT ADJUSTABLE WORKSTOOLS



Avro15



Ibex38



Yoho70



Beta19



MVL File Buddy52



Danio29



TL65

LOUNGE



Craft25



Soda60



Suburb63

Seating

Altona	10	Kylie	46
Amira	10	Lite-Lift.....	47
Annapolis	11	Lumi.....	48
Ashmont	12	M-Task	49
Ashton.....	13	Masi	50
Avro	14	Minto.....	51
Beta	19	MVL File Buddy	52
Bolt.....	20	Overtime	53
Brighton.....	20	Overtime 350	53
Camán.....	21	Overtime 350M.....	54
Carleton	22	Pacific	55
Centro	23	Part-Time	56
Cobalt.....	24	Petra	57
Craft.....	25	Safari.....	58
Craft tables	27	Six 13.....	58
Danio	29	Six 31.....	59
Dash	30	Soda	60
Dori 2	30	Soda tables.....	60
Eor	31	Sparrow.....	61
Finch	32	Stradic	62
Format.....	33	Suburb.....	63
Full-Time	34	Tami	64
Gennex.....	35	TL	65
Geo	36	Toma.....	67
Ibex	37	Ultra	68
Java	44	Yoho	70
Kaysee	45	Zim	72
Kazan	45		

ERGONOMIC FEATURES & BENEFITS

EACH GLOBAL CHAIR IS BUILT WITH FEATURES THAT ARE ERGONOMICALLY DESIGNED TO PROMOTE GOOD POSTURE AND PROVIDE MAXIMUM COMFORT. WHILE FULLY SUPPORTING YOUR BODY, THESE FEATURES SHOULD ALSO ALLOW YOU TO ADJUST YOUR CHAIR TO FIT YOU.



A TENSION ADJUSTMENT

Increase or decrease to match body weight. Allows you to rock comfortably, without heavy pushing, reducing muscle fatigue.



B CHAIR TILT LOCK

Lock the tilt movement in position(s) to accommodate your working posture. Allows you to lock your chair in a comfortable and supportive position. (Can be either single position, multiple position or infinite position.)



C SEAT HEIGHT

Raise or lower to allow your feet to rest flat on the floor. Avoids pressure under your thighs, easing blood flow.



D BACK/LUMBAR HEIGHT ADJUSTMENT

Raise or lower to position lumbar support in your lumbar area. Reduces likelihood of back pain.



E SEAT DEPTH

Change the depth of the seat to accommodate the length of your thighs. Keeps your back in contact with the backrest while avoiding pressure behind your knees. Can be sliding (MD) or manual.



F SEAT ANGLE ADJUSTMENT

Allows chair to tilt forward changing the angle of your thighs in relation to the floor. Helps reduce disc pressure during forward leaning tasks.



G BACK ANGLE ADJUSTMENT

Adjust to change the angle of your torso in relation to your thighs. Helps reduce disc pressure and relaxes your back muscles.



H ARM HEIGHT

Raise or lower to support your forearms. Reduces muscular effort in neck and shoulders, minimizing risk of pain.



J KNEE-TILT MOVEMENT

Chair tilts from a pivot point at the front of the seat, keeping your feet on the floor as you rock. Maintains stability.



L SYNCHRO-TILT MOVEMENT

Backrest reclines at a faster rate than the seat, increasing the angle between your torso and thighs. Enhances comfort and encourages dynamic body movement.



M WATERFALL SEAT EDGE

Reduces pressure at the back of your knees, contributing to good blood flow.



N CONTOURED CUSHION

Supports the body effectively, allowing you to sit longer without discomfort.



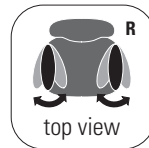
P VIBRATING SEAT & BACK

Soothing effect contributes to your relaxation during work breaks.



Q WIDTH ADJUSTABLE ARMS

Allows outward movement of armrests to match shoulder breadth. Ensures armrests properly support forearms, reducing muscular efforts in neck and shoulders.



top view

R ARM ROTATION

Rotate armcaps to support your forearms in various positions. Reduces muscular effort in neck and shoulders minimizing risk of pain.



S CENTER TILT

Chair tilts from a pivot point under the center of the seat allowing you to rock. When your feet are well supported, blood flow is enhanced.



U SOFT DESCENT PNEUMATIC LIFT

Gently and gradually lowering the seat helps you easily select proper seat height without causing a jerking motion.



V LUMBAR DEPTH ADJUSTMENT

Increase or decrease curvature of the back to match the profile of your lower back. Enhances comfort and support in the lower lumbar area.

MAXIMIZING YOUR ERGONOMIC SEATING

- Always select a chair that is designed for the type of work you perform and make certain the chair is comfortable for the length of time spent using it.
- Ensure that the seat and back cushions are contoured to fit your body, which will help eliminate pressure points.
- An ergonomically designed chair should allow changing positions easily.
- As you work, reposition yourself throughout the day to reduce strain and stress on specific muscle groups. If you change job functions, adjust your chair to fit the new task.
- Proper ergonomic seating should help eliminate many of the work related injuries that result from poor posture and poorly designed chairs.

TASK



ADJUSTMENTS

- (2) Pneumatic seat height
- (8) Manual seat depth
- Back/lumbar height **
- Swivel

POSTURE TASK



ADJUSTMENTS

- (2) Pneumatic seat height
- (3) Back angle
- (6) Back/lumbar height **
- Seat depth *
- Swivel

NOTES

- * Select models only.
- ** Ratchet back height adjustment on select models.
- Mechanisms shown are generic depictions and may differ from one chair to another.

TILTER



ADJUSTMENTS

- (1) Tilt tension
- (2) Pneumatic seat height
- (9) Multiple position tilt lock *
- Center tilt action
- Swivel

MULTI-TILTER



ADJUSTMENTS

- (1) Tilt tension
- (2) Pneumatic seat height
- (3) Back angle adjustment
- (4) Seat angle
- (8) Sliding seat depth adjustment (MD)
- (9) Infinite position tilt lock
- Back/lumbar height **
- Center tilt action
- Swivel

SYNCHRO-TILTER



ADJUSTMENTS

- (1) Tilt tension
- (2) Pneumatic seat height
- (9) Multiple position tilt lock/ synchro tilt action
- Anti kick back
- Back/lumbar height **
- Swivel

OPERATOR



ADJUSTMENTS

- (2) Pneumatic seat height
- (3) Back angle *(free float/lock)
- (4) Seat angle *(free float/lock)
- Back/lumbar height **
- With single lever operator mechanism, seat and back angle are controlled using lever 4 *
- Swivel

ALTONA



model OTG11616B

STANDARD FEATURES



- Altona offers comfort and generous proportions at an affordable price.
- Durable nylon arms are standard.
- Dual wheel carpet casters (C65) are standard.
- Seating surfaces are upholstered in Black Luxhide bonded leather (PU30/BL20).
- Compliant with the emissions guidelines set by the GREENGUARD Environmental Institute.
- Limited Lifetime Warranty (2-year exceptions apply - see page 131).
- Weight capacity for this series is 300 lbs.

CHAIR ADJUSTMENTS

- Tilter mechanism with upright tilt lock.
- Tilt tension adjustment.
- Pneumatic seat height adjustment.

OPTIONAL FEATURES

- Hard surface flooring casters (**C65R**) can be purchased separately. Add \$96/set.

DESCRIPTION	MODEL# / FEATURES	List price																																			
 <p>High Back Tilter Unit weight: 38 LB 17.23 KG Carton weight: 38 LB 17.24 KG Carton volume: 4.56 FT³ 0.12 MT³</p>	<p>OTG11616B Black Luxhide leather</p>	381																																			
	<p>Ergonomic features: A, B, C, M, N, S</p>	<p>RTA 8 courier 1 per carton</p>																																			
<table border="1"> <thead> <tr> <th rowspan="2"></th> <th colspan="3">OVERALL DIMENSIONS</th> <th colspan="3">SEAT DIMENSIONS</th> <th colspan="2">BACK DIMENSIONS</th> </tr> <tr> <th>W</th> <th>D</th> <th>H</th> <th>W</th> <th>D</th> <th>H</th> <th>W</th> <th>H</th> </tr> </thead> <tbody> <tr> <td>IN</td> <td>24</td> <td>26.5</td> <td>41</td> <td>20</td> <td>19</td> <td>16.5-20.5</td> <td>20.5</td> <td>23</td> </tr> <tr> <td>MM</td> <td>610</td> <td>673</td> <td>1041</td> <td>508</td> <td>483</td> <td>419-521</td> <td>521</td> <td>584</td> </tr> </tbody> </table>				OVERALL DIMENSIONS			SEAT DIMENSIONS			BACK DIMENSIONS		W	D	H	W	D	H	W	H	IN	24	26.5	41	20	19	16.5-20.5	20.5	23	MM	610	673	1041	508	483	419-521	521	584
	OVERALL DIMENSIONS			SEAT DIMENSIONS			BACK DIMENSIONS																														
	W	D	H	W	D	H	W	H																													
IN	24	26.5	41	20	19	16.5-20.5	20.5	23																													
MM	610	673	1041	508	483	419-521	521	584																													

AMIRA



model OTG13020

STANDARD FEATURES



- Mesh back and upholstered seat tilter chair.
- Soft sculpted frame design.
- Fixed loop arms.
- Black base with dual wheel carpet casters (C65) is standard.
- Seat can be upholstered in Black polyester with Black mesh back (**BLK**) or in Blue polyester with Blue/Grey mesh back (**BLU**).
- Compliant with the emissions guidelines set by the GREENGUARD Environmental Institute.
- Limited Lifetime Warranty (2-year exceptions apply - see page 131).
- Weight capacity for this series is 300 lbs.

CHAIR ADJUSTMENTS

- Center tilt with upright position tilt lock.
- Tilt tension adjustment.
- Pneumatic seat height adjustment.

OPTIONAL FEATURES

- Hard surface flooring casters (**C65R**) can be purchased separately. Add \$96/set.

DESCRIPTION	MODEL# / FEATURES	List price																																			
 <p>Medium Mesh Back Tilter Unit weight: 26 LB 11.8 KG Carton weight: 31 LB 14.06 KG Carton volume: 4.6 FT³ 0.13 MT³</p>	<p>OTG13020</p>	425																																			
	<p>Ergonomic features: A, B, C, M, N, S</p>	<p>RTA 8 courier 1 per carton</p>																																			
<table border="1"> <thead> <tr> <th rowspan="2"></th> <th colspan="3">OVERALL DIMENSIONS</th> <th colspan="3">SEAT DIMENSIONS</th> <th colspan="2">BACK DIMENSIONS</th> </tr> <tr> <th>W</th> <th>D</th> <th>H</th> <th>W</th> <th>D</th> <th>H</th> <th>W</th> <th>H</th> </tr> </thead> <tbody> <tr> <td>IN</td> <td>23.5</td> <td>25</td> <td>40.5</td> <td>20.5</td> <td>18</td> <td>17-21</td> <td>18.5</td> <td>21</td> </tr> <tr> <td>MM</td> <td>597</td> <td>635</td> <td>1029</td> <td>521</td> <td>457</td> <td>432-533</td> <td>470</td> <td>533</td> </tr> </tbody> </table>				OVERALL DIMENSIONS			SEAT DIMENSIONS			BACK DIMENSIONS		W	D	H	W	D	H	W	H	IN	23.5	25	40.5	20.5	18	17-21	18.5	21	MM	597	635	1029	521	457	432-533	470	533
	OVERALL DIMENSIONS			SEAT DIMENSIONS			BACK DIMENSIONS																														
	W	D	H	W	D	H	W	H																													
IN	23.5	25	40.5	20.5	18	17-21	18.5	21																													
MM	597	635	1029	521	457	432-533	470	533																													

ANNAPOLIS



model MVL2732

STANDARD FEATURES















- Simple function, great price.
- Canadian made.
- Durable nylon arms are standard.
- Dual wheel carpet casters (C65) are standard.
- MVL2732 and MVL2732-9 seating surfaces can be upholstered in Luxhide bonded leather, in various colours (see page 127).
- MVL2733 and MVL2733-9 can be upholstered in all Global grade 1 seating textiles (see page 127).
- Compliant with the emissions guidelines set by the GREENGUARD Environmental Institute.
- Limited Lifetime Warranty (5-year exceptions apply - see page 131).
- Weight capacity for this series is 300 lbs.

CHAIR ADJUSTMENTS

- Tilter mechanism with upright tilt lock.
- Tilt tension adjustment.
- Pneumatic seat height adjustment.

OPTIONAL FEATURES

- For hard surface flooring casters, please specify (C65R). Add \$21/set.

DESCRIPTION	MODEL# / FEATURES																																			
 <p>High Back Tilter - Assembled Unit weight: 36 LB 16.4 KG Carton weight: 40 LB 18.14 KG Carton volume: 11.75 FT³ 0.33 MT³</p>	<p>List price</p> <p>MVL2732 372 Luxhide bonded leather</p>																																			
	<table border="1"> <thead> <tr> <th rowspan="2"></th> <th colspan="3">OVERALL DIMENSIONS</th> <th colspan="3">SEAT DIMENSIONS</th> <th colspan="2">BACK DIMENSIONS</th> </tr> <tr> <th>W</th> <th>D</th> <th>H</th> <th>W</th> <th>D</th> <th>H</th> <th>W</th> <th>H</th> </tr> </thead> <tbody> <tr> <td>IN</td> <td>25.5</td> <td>28</td> <td>43</td> <td>20.5</td> <td>19.5</td> <td>16-20</td> <td>20.5</td> <td>24</td> </tr> <tr> <td>MM</td> <td>648</td> <td>711</td> <td>1092</td> <td>521</td> <td>495</td> <td>406-508</td> <td>521</td> <td>610</td> </tr> </tbody> </table>		OVERALL DIMENSIONS			SEAT DIMENSIONS			BACK DIMENSIONS		W	D	H	W	D	H	W	H	IN	25.5	28	43	20.5	19.5	16-20	20.5	24	MM	648	711	1092	521	495	406-508	521	610
			OVERALL DIMENSIONS			SEAT DIMENSIONS			BACK DIMENSIONS																											
		W	D	H	W	D	H	W	H																											
IN	25.5	28	43	20.5	19.5	16-20	20.5	24																												
MM	648	711	1092	521	495	406-508	521	610																												
<p>Ergonomic features: A, B, C, M, N, S</p> <p>RTA 1 1 per carton</p> <p> </p>																																				
 <p>High Back Tilter - Condensed Packaging Unit weight: 36 LB 16.4 KG Carton weight: 40 LB 18.14 KG Carton volume: 6 FT³ 0.16 MT³</p>	<p>List price</p> <p>MVL2732-9 372 Luxhide bonded leather</p>																																			
	<table border="1"> <thead> <tr> <th rowspan="2"></th> <th colspan="3">OVERALL DIMENSIONS</th> <th colspan="3">SEAT DIMENSIONS</th> <th colspan="2">BACK DIMENSIONS</th> </tr> <tr> <th>W</th> <th>D</th> <th>H</th> <th>W</th> <th>D</th> <th>H</th> <th>W</th> <th>H</th> </tr> </thead> <tbody> <tr> <td>IN</td> <td>25.5</td> <td>28</td> <td>43</td> <td>20.5</td> <td>19.5</td> <td>16-20</td> <td>20.5</td> <td>24</td> </tr> <tr> <td>MM</td> <td>648</td> <td>711</td> <td>1092</td> <td>521</td> <td>495</td> <td>406-508</td> <td>521</td> <td>610</td> </tr> </tbody> </table>		OVERALL DIMENSIONS			SEAT DIMENSIONS			BACK DIMENSIONS		W	D	H	W	D	H	W	H	IN	25.5	28	43	20.5	19.5	16-20	20.5	24	MM	648	711	1092	521	495	406-508	521	610
			OVERALL DIMENSIONS			SEAT DIMENSIONS			BACK DIMENSIONS																											
		W	D	H	W	D	H	W	H																											
IN	25.5	28	43	20.5	19.5	16-20	20.5	24																												
MM	648	711	1092	521	495	406-508	521	610																												
<p>Ergonomic features: A, B, C, M, N, S</p> <p>RTA 8  1 per carton</p> <p> </p>																																				
 <p>High Back Tilter - Assembled Unit weight: 36 LB 16.4 KG Carton weight: 40 LB 18.14 KG Carton volume: 11.75 FT³ 0.33 MT³</p>	<p>List price</p> <p>MVL2733 372 Fabric</p>																																			
	<table border="1"> <thead> <tr> <th rowspan="2"></th> <th colspan="3">OVERALL DIMENSIONS</th> <th colspan="3">SEAT DIMENSIONS</th> <th colspan="2">BACK DIMENSIONS</th> </tr> <tr> <th>W</th> <th>D</th> <th>H</th> <th>W</th> <th>D</th> <th>H</th> <th>W</th> <th>H</th> </tr> </thead> <tbody> <tr> <td>IN</td> <td>25.5</td> <td>28</td> <td>43</td> <td>20.5</td> <td>19.5</td> <td>16-20</td> <td>20.5</td> <td>24</td> </tr> <tr> <td>MM</td> <td>648</td> <td>711</td> <td>1092</td> <td>521</td> <td>495</td> <td>406-508</td> <td>521</td> <td>610</td> </tr> </tbody> </table>		OVERALL DIMENSIONS			SEAT DIMENSIONS			BACK DIMENSIONS		W	D	H	W	D	H	W	H	IN	25.5	28	43	20.5	19.5	16-20	20.5	24	MM	648	711	1092	521	495	406-508	521	610
			OVERALL DIMENSIONS			SEAT DIMENSIONS			BACK DIMENSIONS																											
		W	D	H	W	D	H	W	H																											
IN	25.5	28	43	20.5	19.5	16-20	20.5	24																												
MM	648	711	1092	521	495	406-508	521	610																												
<p>Ergonomic features: A, B, C, M, N, S</p> <p>RTA 1 1 per carton</p> <p> </p>																																				
 <p>High Back Tilter - Condensed Packaging Unit weight: 36 LB 16.4 KG Carton weight: 40 LB 18.14 KG Carton volume: 6 FT³ 0.16 MT³</p>	<p>List price</p> <p>MVL2733-9 372 Fabric</p>																																			
	<table border="1"> <thead> <tr> <th rowspan="2"></th> <th colspan="3">OVERALL DIMENSIONS</th> <th colspan="3">SEAT DIMENSIONS</th> <th colspan="2">BACK DIMENSIONS</th> </tr> <tr> <th>W</th> <th>D</th> <th>H</th> <th>W</th> <th>D</th> <th>H</th> <th>W</th> <th>H</th> </tr> </thead> <tbody> <tr> <td>IN</td> <td>25.5</td> <td>28</td> <td>43</td> <td>20.5</td> <td>19.5</td> <td>16-20</td> <td>20.5</td> <td>24</td> </tr> <tr> <td>MM</td> <td>648</td> <td>711</td> <td>1092</td> <td>521</td> <td>495</td> <td>406-508</td> <td>521</td> <td>610</td> </tr> </tbody> </table>		OVERALL DIMENSIONS			SEAT DIMENSIONS			BACK DIMENSIONS		W	D	H	W	D	H	W	H	IN	25.5	28	43	20.5	19.5	16-20	20.5	24	MM	648	711	1092	521	495	406-508	521	610
			OVERALL DIMENSIONS			SEAT DIMENSIONS			BACK DIMENSIONS																											
		W	D	H	W	D	H	W	H																											
IN	25.5	28	43	20.5	19.5	16-20	20.5	24																												
MM	648	711	1092	521	495	406-508	521	610																												
<p>Ergonomic features: A, B, C, M, N, S</p> <p>RTA 8  1 per carton</p> <p> </p>																																				

ASHMONT



model MVL2780



model MVL2782

STANDARD FEATURES

- Canadian made.
- Soft deep cushions on seat and back offer plush comfort.
- Management chairs: Height adjustable T-arms with durable self-skinned urethane (SSU) armcaps.
- Guest chairs: Upholstered armcaps, oval steel tube frame and sled base.
- Dual wheel carpet casters (C65) are standard (except guest chairs).
- Seating surfaces can be upholstered in Luxhide bonded leather, in various colours or in all Global grade 1 seating textiles (see page 127).
- Compliant with the emissions guidelines set by the GREENGUARD Environmental Institute.
- Limited Lifetime Warranty (5-year exceptions apply - see page 131).
- Weight capacity for this series is 300 lbs.

MANAGEMENT CHAIR ADJUSTMENTS

- Center tilt with upright position tilt lock.
- Tilt tension adjustment.
- Pneumatic seat height adjustment.

OPTIONAL FEATURES

- For hard surface flooring casters, please specify (C65R). Add \$21/set.

DESCRIPTION MODEL# / FEATURES



HB Management Tilter w/Height Adjustable Arms

Unit weight: 50 LB | 22.7 KG
 Carton weight: 55 LB | 24.95 KG
 Carton volume: 10.5 FT³ | 0.29 MT³

MODEL# / FEATURES		List price					
MVL2780	Luxhide bonded leather or fabric (previously MVL2780F)	761					
OVERALL DIMENSIONS		SEAT DIMENSIONS			BACK DIMENSIONS		
W	D	H	W	D	H	W	H
IN 27	28	42	21	18	16-21	21	25
MM 686	711	1067	533	457	406-533	533	635
Ergonomic features:		RTA 8		courier		1 per carton	
A, B, C, H, M, N, S							



MB Management Tilter w/Height Adjustable Arms

Unit weight: 47 LB | 21.4 KG
 Carton weight: 52 LB | 23.59 KG
 Carton volume: 10.5 FT³ | 0.29 MT³

MODEL# / FEATURES		List price					
MVL2781	Luxhide bonded leather or fabric (previously MVL2781F)	721					
OVERALL DIMENSIONS		SEAT DIMENSIONS			BACK DIMENSIONS		
W	D	H	W	D	H	W	H
IN 27	28	39	21	18	16-21	21	22
MM 686	711	991	533	457	406-533	533	559
Ergonomic features:		RTA 8		courier		1 per carton	
A, B, C, H, M, N, S							



MB Guest Chair - Sled Base

Unit weight: 33 LB | 15 KG
 Carton weight: 38 LB | 17.24 KG
 Carton volume: 8.5 FT³ | 0.24 MT³

MODEL# / FEATURES		List price					
MVL2782	Luxhide bonded leather or fabric (previously MVL2782F)	542					
OVERALL DIMENSIONS		SEAT DIMENSIONS			BACK DIMENSIONS		
W	D	H	W	D	H	W	H
IN 24.5	25.5	36.5	21	18	17	21	18
MM 622	648	927	533	457	432	533	457
Ergonomic features:		RTA 8		courier		1 per carton	
M, N							

ASHTON



model OTG11858B

STANDARD FEATURES


- High back management and boardroom chair.
- Unique seat suspension and segmented cushions offer a very plush feel.
- Chrome arms with upholstered armrests.
- Chrome base.
- Dual wheel carpet casters (C65) are standard.
- Seating surfaces are upholstered in Black Luxhide bonded leather.
- Compliant with the emissions guidelines set by the GREENGUARD Environmental Institute.
- Limited Lifetime Warranty (2-year exceptions apply - see page 131).
- Weight capacity for this series is 300 lbs.




CHAIR ADJUSTMENTS

- Center tilt with upright position tilt lock.
- Tilt tension adjustment.
- Pneumatic seat height adjustment.

OPTIONAL FEATURES

- Hard surface flooring casters (**C65R**) can be purchased separately. Add \$96/set.

DESCRIPTION	MODEL# / FEATURES																																		
	 <p>High Back Tilter Unit weight: 44.83 LB 20.33 KG Carton weight: 44.83 LB 20.33 KG Carton volume: 5.76 FT³ 0.16 MT³</p>	<p>OTG11858B</p> <p>Ergonomic features: A, B, C, M, N, S</p>	List price 631																																
<table border="1"> <thead> <tr> <th rowspan="2"></th> <th colspan="3">OVERALL DIMENSIONS</th> <th colspan="3">SEAT DIMENSIONS</th> <th colspan="2">BACK DIMENSIONS</th> </tr> <tr> <th>W</th> <th>D</th> <th>H</th> <th>W</th> <th>D</th> <th>H</th> <th>W</th> <th>H</th> </tr> </thead> <tbody> <tr> <td>IN</td> <td>26</td> <td>25.5</td> <td>44.5</td> <td>21</td> <td>18</td> <td>18.5-22</td> <td>19.5</td> <td>24</td> </tr> <tr> <td>MM</td> <td>660</td> <td>648</td> <td>1130</td> <td>533</td> <td>457</td> <td>470-559</td> <td>495</td> <td>610</td> </tr> </tbody> </table>				OVERALL DIMENSIONS			SEAT DIMENSIONS			BACK DIMENSIONS		W	D	H	W	D	H	W	H	IN	26	25.5	44.5	21	18	18.5-22	19.5	24	MM	660	648	1130	533	457	470-559
	OVERALL DIMENSIONS			SEAT DIMENSIONS			BACK DIMENSIONS																												
	W	D	H	W	D	H	W	H																											
IN	26	25.5	44.5	21	18	18.5-22	19.5	24																											
MM	660	648	1130	533	457	470-559	495	610																											



 1 per carton
 

AVRO



model MVL3101



model MVL3123



model MVL3114



model MVL3107

STANDARD FEATURES

- Avro features improved ergonomics, custom support and a streamlined profile – the perfect balance between functionality and style.
- Ergonomic seating, Canadian made.
- Available with five different mechanism options: synchro-tilter, multi-tilter, tilter, task and weight sensing synchro-tilter. Height adjustable chairs available with task mechanism only.
- Standard with height adjustable arms with durable self-skinned urethane (SSU) armcaps (except armless models).
- Dual wheel carpet casters (C1) are standard on all models.
- Mesh back and mesh seat models can only be upholstered in Black mesh (MS69).
- Mesh back and upholstered seat models: Mesh back is available in Black (MS69), Natural (MS74) and Stone (MS71).
- Seats can be upholstered in Luxhide bonded leather (various colours) or in all Global grade 1 seating textiles (see page 127).
- Compliant with the emissions guidelines set by the GREENGUARD Environmental Institute.
- Limited Lifetime Warranty (5-year exceptions apply - see page 131).
- Weight capacity for this series is 300 lbs.

OPTIONAL FEATURES

- For hard surface flooring casters, please specify (C9R). Add \$21/set.
- For optional polished aluminum base, please specify (ALU). Add \$131.
- For optional height and width adjustable T-arms with sliding, articulating armcaps, please specify (G1). Add \$72.

ALTERNATE TEXTILE OPTIONS

- Graded-in textiles are available. No minimum quantities. Contact Customer Service for pricing.

CHAIR ADJUSTMENTS

- **Synchro-tilter chairs**
 - Synchro tilt with multi position tilt lock.
 - Tilt tension adjustment.
 - Height and depth adjustable lumbar support.
 - Pneumatic seat height adjustment.
- **Multi-tilter chairs**
 - Infinite position tilt lock.
 - Tilt tension adjustment.
 - Independent back and seat angle adjustment.
 - Side activated sliding seat depth adjustment.
 - Height and depth adjustable lumbar support.
 - Pneumatic seat height adjustment.
- **Tilter chairs**
 - Center tilt with upright position tilt lock.
 - Tilt tension adjustment.
 - Height and depth adjustable lumbar support.
 - Pneumatic seat height adjustment.
- **Task chairs**
 - Manual bolt seat depth adjustment.
 - Height and depth adjustable lumbar support.
 - Pneumatic seat height adjustment.
- **Weight sensing synchro-tilter chairs**
 - Synchro tilt with multi position tilt lock.
 - Automatic tilt tension adjustment.
 - Side activated sliding seat depth adjustment.
 - Height and depth adjustable lumbar support.
 - Pneumatic seat height adjustment.
- **Height adjustable chairs**
 - Task mechanism.
 - Height and depth adjustable lumbar support.
 - Pneumatic seat height adjustment.
 - Height adjustable Chrome footrest.

DESCRIPTION

MODEL# / FEATURES



Synchro-Tilter, Mesh Back and Uph Seat

Unit weight: 42 LB | 19.1 KG
 Carton weight: 51 LB | 23.13 KG
 Carton volume: 10.5 FT³ | 0.29 MT³

List price

MVL3101 811
 Luxhide bonded leather or fabric (previously MVL3101F)

Ergonomic features:
 A, B, C, D, H, L, M, N, V

OVERALL DIMENSIONS

	W	D	H
IN	26	27	38.5
MM	660	686	978

SEAT DIMENSIONS

	W	D	H
IN	20	18.5	16.5-21.5
MM	508	470	419-546

BACK DIMENSIONS

	W	H
IN	19.5	20
MM	495	508

RTA 2 courier 1 per carton



Multi-Tilter, Mesh Back and Uph Seat

Unit weight: 47 LB | 21.4 KG
 Carton weight: 56 LB | 25.4 KG
 Carton volume: 10.5 FT³ | 0.29 MT³

List price

MVL3103 875
 Luxhide bonded leather or fabric (previously MVL3103F)

Ergonomic features:
 A, B, C, D, E, F, G, H, M, N, S, V

OVERALL DIMENSIONS

	W	D	H
IN	26	27	39.5
MM	660	686	1003

SEAT DIMENSIONS

	W	D	H
IN	20	17.5-20.5	17.5-22.5
MM	508	445-521	445-572

BACK DIMENSIONS

	W	H
IN	19.5	20
MM	495	508

RTA 2 courier 1 per carton



DESCRIPTION MODEL# / FEATURES



Tilter, Mesh Back and Uph Seat
 Unit weight: 36 LB | 16.4 KG
 Carton weight: 45 LB | 20.41 KG
 Carton volume: 10.5 FT³ | 0.29 MT³

List price									
MVL3104		780							
Luxhide bonded leather or fabric (previously MVL3104F)									
OVERALL DIMENSIONS			SEAT DIMENSIONS			BACK DIMENSIONS			
	W	D	H	W	D	H	W	H	
IN	26	27	38	20	18.5	16-21	19.5	20	
MM	660	686	965	508	470	406-533	495	508	
Ergonomic features: A, B, C, D, H, M, N, S, V									
RTA 2		courier		1 per carton		CANADA		GREENGUARD	



Task, Mesh Back and Uph Seat
 Unit weight: 31 LB | 14.1 KG
 Carton weight: 40 LB | 18.14 KG
 Carton volume: 10.5 FT³ | 0.29 MT³

List price									
MVL3106		724							
Luxhide bonded leather or fabric (previously MVL3106F)									
OVERALL DIMENSIONS			SEAT DIMENSIONS			BACK DIMENSIONS			
	W	D	H	W	D	H	W	H	
IN	26	27	38	20	18.5	16-21	19.5	20	
MM	660	686	965	508	470	406-533	495	508	
Ergonomic features: C, D, E, H, M, N, V									
RTA 2		courier		1 per carton		CANADA		GREENGUARD	



Armless Height Adjustable Chair, Mesh Back and Uph Seat
 Unit weight: 30 LB | 13.6 KG
 Carton weight: 39 LB | 17.69 KG
 Carton volume: 10.5 FT³ | 0.29 MT³

List price									
MVL3107		844							
Luxhide bonded leather or fabric (previously MVL3107F)									
OVERALL DIMENSIONS			SEAT DIMENSIONS			BACK DIMENSIONS			
	W	D	H	W	D	H	W	H	
IN	20	27	48	20	18.5	23-33	19.5	20	
MM	508	686	1219	508	470	584-838	495	508	
Ergonomic features: C, D, M, N, V									
RTA 2		courier		1 per carton		CANADA		GREENGUARD	



Weight Sensing Synchro-Tilter, Mesh Back and Uph Seat
 Unit weight: 42 LB | 19.1 KG
 Carton weight: 51 LB | 23.13 KG
 Carton volume: 10.5 FT³ | 0.29 MT³

List price									
MVL3108		957							
Luxhide bonded leather or fabric (previously MVL3108F)									
OVERALL DIMENSIONS			SEAT DIMENSIONS			BACK DIMENSIONS			
	W	D	H	W	D	H	W	H	
IN	26	27	39	20	17.5-20.5	16.5-21.5	19.5	20	
MM	660	686	991	508	445-521	419-546	495	508	
Ergonomic features: A, B, C, D, E, H, L, M, N, V									
RTA 2		courier		1 per carton		CANADA		GREENGUARD	



Height Adjustable Chair w/Arms, Mesh Back and Uph Seat
 Unit weight: 36 LB | 16.4 KG
 Carton weight: 45 LB | 20.41 KG
 Carton volume: 10.5 FT³ | 0.29 MT³

List price									
MVL3109		924							
Luxhide bonded leather or fabric (previously MVL3109F)									
OVERALL DIMENSIONS			SEAT DIMENSIONS			BACK DIMENSIONS			
	W	D	H	W	D	H	W	H	
IN	26	27	48	20	18.5	23-33	19.5	20	
MM	660	686	1219	508	470	584-838	495	508	
Ergonomic features: C, D, H, M, N, V									
RTA 2		courier		1 per carton		CANADA		GREENGUARD	

DESCRIPTION MODEL# / FEATURES



List price

MVL3111 904
Luxe bonded leather
or fabric (previously MVL3111F)

	OVERALL DIMENSIONS			SEAT DIMENSIONS			BACK DIMENSIONS	
	W	D	H	W	D	H	W	H
IN	26	27	38.5	20	18.5	16.5-21.5	19.5	20
MM	660	686	978	508	470	419-546	495	508

Synchro-Tilter, Uph Back and Seat
Unit weight: 43 LB | 19.5 KG
Carton weight: 52 LB | 23.59 KG
Carton volume: 10.5 FT³ | 0.29 MT³

Ergonomic features:
A, B, C, D, H, L, M, N, V



1 per carton



List price

MVL3113 969
Luxe bonded leather
or fabric (previously MVL3113F)

	OVERALL DIMENSIONS			SEAT DIMENSIONS			BACK DIMENSIONS	
	W	D	H	W	D	H	W	H
IN	26	27	39.5	20	17.5-20.5	17.5-22.5	19.5	20
MM	660	686	1003	508	445-521	445-572	495	508

Multi-Tilter, Uph Back and Seat
Unit weight: 48 LB | 21.8 KG
Carton weight: 57 LB | 25.85 KG
Carton volume: 10.5 FT³ | 0.29 MT³

Ergonomic features:
A, B, C, D, E, F, G, H, M, N, S, V



1 per carton



List price

MVL3114 875
Luxe bonded leather
or fabric (previously MVL3114F)

	OVERALL DIMENSIONS			SEAT DIMENSIONS			BACK DIMENSIONS	
	W	D	H	W	D	H	W	H
IN	26	27	38	20	18.5	16-21	19.5	20
MM	660	686	965	508	470	406-533	495	508

Tilter, Uph Back and Seat
Unit weight: 37 LB | 16.8 KG
Carton weight: 46 LB | 20.87 KG
Carton volume: 10.5 FT³ | 0.29 MT³

Ergonomic features:
A, B, C, D, H, M, N, S, V



1 per carton



List price

MVL3116 817
Luxe bonded leather
or fabric (previously MVL3116F)

	OVERALL DIMENSIONS			SEAT DIMENSIONS			BACK DIMENSIONS	
	W	D	H	W	D	H	W	H
IN	26	27	38	20	18.5	16-21	19.5	20
MM	660	686	965	508	470	406-533	495	508

Task, Uph Back and Seat
Unit weight: 32 LB | 14.5 KG
Carton weight: 41 LB | 18.6 KG
Carton volume: 10.5 FT³ | 0.29 MT³

Ergonomic features:
C, D, E, H, M, N, V



1 per carton



List price

MVL3117 938
Luxe bonded leather
or fabric (previously MVL3117F)

	OVERALL DIMENSIONS			SEAT DIMENSIONS			BACK DIMENSIONS	
	W	D	H	W	D	H	W	H
IN	20	27	48	20	18.5	23-33	19.5	20
MM	508	686	1219	508	470	584-838	495	508

Armless Height Adjustable Chair, Uph Back and Seat
Unit weight: 31 LB | 14.1 KG
Carton weight: 40 LB | 18.14 KG
Carton volume: 10.5 FT³ | 0.29 MT³

Ergonomic features:
C, D, M, N, V



1 per carton



DESCRIPTION MODEL# / FEATURES



Weight Sensing Synchro-Tilter, Uph Back and Seat
 Unit weight: 43 LB | 19.5 KG
 Carton weight: 52 LB | 23.59 KG
 Carton volume: 10.5 FT³ | 0.29 MT³

List price
MVL3118 1049
 Luxhide bonded leather
 or fabric (previously MVL3118F)

	OVERALL DIMENSIONS			SEAT DIMENSIONS			BACK DIMENSIONS	
	W	D	H	W	D	H	W	H
IN	26	27	39	20	17.5-20.5	16.5-21.5	19.5	20
MM	660	686	991	508	445-521	419-546	495	508

Ergonomic features:
 A, B, C, D, E, H, L, M, N, V

RTA 2 courier 1 per carton

CANADA
 ENGINEERED
 TESTER ASSEMBLED
 CONÇU TESTÉ MONTÉ



Height Adjustable Chair w/Arms, Uph Back and Seat
 Unit weight: 37 LB | 16.8 KG
 Carton weight: 46 LB | 20.87 KG
 Carton volume: 10.5 FT³ | 0.29 MT³

List price
MVL3119 1020
 Luxhide bonded leather
 or fabric (previously MVL3119F)

	OVERALL DIMENSIONS			SEAT DIMENSIONS			BACK DIMENSIONS	
	W	D	H	W	D	H	W	H
IN	26	27	48	20	18.5	23-33	19.5	20
MM	660	686	1219	508	470	584-838	495	508

Ergonomic features:
 C, D, H, M, N, V

RTA 2 courier 1 per carton

CANADA
 ENGINEERED
 TESTER ASSEMBLED
 CONÇU TESTÉ MONTÉ



Synchro-Tilter, Mesh Back and Seat
 Unit weight: 43 LB | 19.5 KG
 Carton weight: 52 LB | 23.59 KG
 Carton volume: 10.5 FT³ | 0.29 MT³

List price
MVL3121 866
 Black mesh

	OVERALL DIMENSIONS			SEAT DIMENSIONS			BACK DIMENSIONS	
	W	D	H	W	D	H	W	H
IN	26	27	38.5	20	18.5	16.5-21.5	19.5	20
MM	660	686	978	508	470	419-546	495	508

Ergonomic features:
 A, B, C, D, H, L, M, V

RTA 2 courier 1 per carton

CANADA
 ENGINEERED
 TESTER ASSEMBLED
 CONÇU TESTÉ MONTÉ



Multi-Tilter, Mesh Back and Seat
 Unit weight: 48 LB | 21.8 KG
 Carton weight: 57 LB | 25.85 KG
 Carton volume: 10.5 FT³ | 0.29 MT³

List price
MVL3123 930
 Black mesh

	OVERALL DIMENSIONS			SEAT DIMENSIONS			BACK DIMENSIONS	
	W	D	H	W	D	H	W	H
IN	26	27	39.5	20	17.5-20.5	17.5-22.5	19.5	20
MM	660	686	1003	508	445-521	445-572	495	508

Ergonomic features:
 A, B, C, D, E, F, G, H, M, S, V

RTA 2 courier 1 per carton

CANADA
 ENGINEERED
 TESTER ASSEMBLED
 CONÇU TESTÉ MONTÉ



Tilter, Mesh Back and Seat
 Unit weight: 37 LB | 16.8 KG
 Carton weight: 46 LB | 20.87 KG
 Carton volume: 10.5 FT³ | 0.29 MT³

List price
MVL3124 835
 Black mesh

	OVERALL DIMENSIONS			SEAT DIMENSIONS			BACK DIMENSIONS	
	W	D	H	W	D	H	W	H
IN	26	27	38	20	18.5	16-21	19.5	20
MM	660	686	965	508	470	406-533	495	508

Ergonomic features:
 A, B, C, D, H, M, S, V

RTA 2 courier 1 per carton

CANADA
 ENGINEERED
 TESTER ASSEMBLED
 CONÇU TESTÉ MONTÉ

DESCRIPTION MODEL# / FEATURES



Task, Mesh Back and Seat
 Unit weight: 32 LB | 14.5 KG
 Carton weight: 41 LB | 18.6 KG
 Carton volume: 10.5 FT³ | 0.29 MT³

List price
MVL3126
 Black mesh 779

Ergonomic features:
 C, D, E, H, M, V

OVERALL DIMENSIONS			SEAT DIMENSIONS			BACK DIMENSIONS	
W	D	H	W	D	H	W	H

IN	26	27	38	20	18.5	16-21	19.5	20
MM	660	686	965	508	470	406-533	495	508



1 per carton



Armless Height Adjustable Chair, Mesh Back and Seat
 Unit weight: 31 LB | 14.1 KG
 Carton weight: 40 LB | 18.14 KG
 Carton volume: 10.5 FT³ | 0.29 MT³

List price
MVL3127
 Black mesh 899

Ergonomic features:
 C, D, M, V

OVERALL DIMENSIONS			SEAT DIMENSIONS			BACK DIMENSIONS	
W	D	H	W	D	H	W	H

IN	20	27	48	20	18.5	23-33	19.5	20
MM	508	686	1219	508	470	584-838	495	508



1 per carton



Weight Sensing Synchro-Tilter, Mesh Back and Seat
 Unit weight: 43 LB | 19.5 KG
 Carton weight: 52 LB | 23.59 KG
 Carton volume: 10.5 FT³ | 0.29 MT³

List price
MVL3128
 Black mesh 1012

Ergonomic features:
 A, B, C, D, E, H, L, M, V

OVERALL DIMENSIONS			SEAT DIMENSIONS			BACK DIMENSIONS	
W	D	H	W	D	H	W	H

IN	26	27	39	20	17.5-20.5	16.5-21.5	19.5	20
MM	660	686	991	508	445-521	419-546	495	508



1 per carton



Height Adjustable Chair w/Arms, Mesh Back and Seat
 Unit weight: 37 LB | 16.8 KG
 Carton weight: 46 LB | 20.87 KG
 Carton volume: 10.5 FT³ | 0.29 MT³

List price
MVL3129
 Black mesh 979

Ergonomic features:
 C, D, H, M, V

OVERALL DIMENSIONS			SEAT DIMENSIONS			BACK DIMENSIONS	
W	D	H	W	D	H	W	H

IN	26	27	48	20	18.5	23-33	19.5	20
MM	660	686	1219	508	470	584-838	495	508



1 per carton



BETA



model MVL2729



model MVL2718

STANDARD FEATURES





- Posture task chairs. Canadian made.
- Generous size seat and back, fully upholstered.
- Standard with height adjustable T-arms with durable self-skinned urethane (SSU) armcaps (except armless models).
- Height adjustable chairs are equipped with an adjustable Chrome footrest.
- Dual wheel carpet casters (C65) are standard.
- Can be upholstered in all Global grade 1 seating textiles with the exception of Luxhide (see page 127).
- Compliant with the emissions guidelines set by the GREENGUARD Environmental Institute.
- Limited Lifetime Warranty (5-year exceptions apply - see page 131).
- Weight capacity for this series is 300 lbs.


CHAIR ADJUSTMENTS


- Infinite back angle and back height adjustment.
- Pneumatic seat height adjustment.




OPTIONAL FEATURES


- For hard surface flooring casters, please specify (C65R). Add \$21/set.
- Bantam is a durable, bleach cleanable (9:1) vinyl, but due to the stiff nature of the textile, this vinyl is prone to bunching and will not upholster as smoothly as other coverings in this series.





DESCRIPTION	MODEL# / FEATURES																																
 <p>Height Adjustable Armless Posture Task Unit weight: 41 LB 18.6 KG Carton weight: 46 LB 20.87 KG Carton volume: 6.75 FT³ 0.19 MT³</p>	<p>List price</p> <p>MVL2718 535</p> <table border="1"> <thead> <tr> <th colspan="3">OVERALL DIMENSIONS</th> <th colspan="3">SEAT DIMENSIONS</th> <th colspan="2">BACK DIMENSIONS</th> </tr> <tr> <th>W</th> <th>D</th> <th>H</th> <th>W</th> <th>D</th> <th>H</th> <th>W</th> <th>H</th> </tr> </thead> <tbody> <tr> <td>IN 20.5</td> <td>23.5</td> <td>44</td> <td>20.5</td> <td>16.5</td> <td>22-30</td> <td>18.5</td> <td>16-19</td> </tr> <tr> <td>MM 521</td> <td>597</td> <td>1118</td> <td>521</td> <td>419</td> <td>559-762</td> <td>470</td> <td>406-483</td> </tr> </tbody> </table> <p>Ergonomic features: C, D, G, M, N</p> <p>RTA 2 courier 1 per carton CANADA GREENGUARD</p>	OVERALL DIMENSIONS			SEAT DIMENSIONS			BACK DIMENSIONS		W	D	H	W	D	H	W	H	IN 20.5	23.5	44	20.5	16.5	22-30	18.5	16-19	MM 521	597	1118	521	419	559-762	470	406-483
	OVERALL DIMENSIONS			SEAT DIMENSIONS			BACK DIMENSIONS																										
W	D	H	W	D	H	W	H																										
IN 20.5	23.5	44	20.5	16.5	22-30	18.5	16-19																										
MM 521	597	1118	521	419	559-762	470	406-483																										
 <p>Height Adjustable Posture Task w/Arms Unit weight: 46 LB 20.9 KG Carton weight: 51 LB 23.13 KG Carton volume: 6.75 FT³ 0.19 MT³</p>	<p>List price</p> <p>MVL2719 625</p> <table border="1"> <thead> <tr> <th colspan="3">OVERALL DIMENSIONS</th> <th colspan="3">SEAT DIMENSIONS</th> <th colspan="2">BACK DIMENSIONS</th> </tr> <tr> <th>W</th> <th>D</th> <th>H</th> <th>W</th> <th>D</th> <th>H</th> <th>W</th> <th>H</th> </tr> </thead> <tbody> <tr> <td>IN 24.5</td> <td>23.5</td> <td>44</td> <td>20.5</td> <td>16.5</td> <td>22-30</td> <td>18.5</td> <td>16-19</td> </tr> <tr> <td>MM 622</td> <td>597</td> <td>1118</td> <td>521</td> <td>419</td> <td>559-762</td> <td>470</td> <td>406-483</td> </tr> </tbody> </table> <p>Ergonomic features: C, D, G, H, M, N</p> <p>RTA 2 courier 1 per carton CANADA GREENGUARD</p>	OVERALL DIMENSIONS			SEAT DIMENSIONS			BACK DIMENSIONS		W	D	H	W	D	H	W	H	IN 24.5	23.5	44	20.5	16.5	22-30	18.5	16-19	MM 622	597	1118	521	419	559-762	470	406-483
	OVERALL DIMENSIONS			SEAT DIMENSIONS			BACK DIMENSIONS																										
W	D	H	W	D	H	W	H																										
IN 24.5	23.5	44	20.5	16.5	22-30	18.5	16-19																										
MM 622	597	1118	521	419	559-762	470	406-483																										
 <p>Armless Posture Task Unit weight: 27 LB 12.3 KG Carton weight: 31 LB 14.06 KG Carton volume: 4.9 FT³ 0.13 MT³</p>	<p>List price</p> <p>MVL2728 346</p> <table border="1"> <thead> <tr> <th colspan="3">OVERALL DIMENSIONS</th> <th colspan="3">SEAT DIMENSIONS</th> <th colspan="2">BACK DIMENSIONS</th> </tr> <tr> <th>W</th> <th>D</th> <th>H</th> <th>W</th> <th>D</th> <th>H</th> <th>W</th> <th>H</th> </tr> </thead> <tbody> <tr> <td>IN 20.5</td> <td>22</td> <td>38.5</td> <td>20.5</td> <td>17</td> <td>16.5-21.5</td> <td>18.5</td> <td>16-20</td> </tr> <tr> <td>MM 521</td> <td>559</td> <td>978</td> <td>521</td> <td>432</td> <td>419-546</td> <td>470</td> <td>406-508</td> </tr> </tbody> </table> <p>Ergonomic features: C, D, G, M, N</p> <p>RTA 2 courier 1 per carton CANADA GREENGUARD</p>	OVERALL DIMENSIONS			SEAT DIMENSIONS			BACK DIMENSIONS		W	D	H	W	D	H	W	H	IN 20.5	22	38.5	20.5	17	16.5-21.5	18.5	16-20	MM 521	559	978	521	432	419-546	470	406-508
	OVERALL DIMENSIONS			SEAT DIMENSIONS			BACK DIMENSIONS																										
W	D	H	W	D	H	W	H																										
IN 20.5	22	38.5	20.5	17	16.5-21.5	18.5	16-20																										
MM 521	559	978	521	432	419-546	470	406-508																										
 <p>Posture Task w/Arms Unit weight: 33 LB 15 KG Carton weight: 38 LB 17.24 KG Carton volume: 6.75 FT³ 0.19 MT³</p>	<p>List price</p> <p>MVL2729 438</p> <table border="1"> <thead> <tr> <th colspan="3">OVERALL DIMENSIONS</th> <th colspan="3">SEAT DIMENSIONS</th> <th colspan="2">BACK DIMENSIONS</th> </tr> <tr> <th>W</th> <th>D</th> <th>H</th> <th>W</th> <th>D</th> <th>H</th> <th>W</th> <th>H</th> </tr> </thead> <tbody> <tr> <td>IN 24</td> <td>22</td> <td>38.5</td> <td>20.5</td> <td>17</td> <td>16.5-21.5</td> <td>18.5</td> <td>16-20</td> </tr> <tr> <td>MM 610</td> <td>559</td> <td>978</td> <td>521</td> <td>432</td> <td>419-546</td> <td>470</td> <td>406-508</td> </tr> </tbody> </table> <p>Ergonomic features: C, D, G, H, M, N</p> <p>RTA 2 courier 1 per carton CANADA GREENGUARD</p>	OVERALL DIMENSIONS			SEAT DIMENSIONS			BACK DIMENSIONS		W	D	H	W	D	H	W	H	IN 24	22	38.5	20.5	17	16.5-21.5	18.5	16-20	MM 610	559	978	521	432	419-546	470	406-508
	OVERALL DIMENSIONS			SEAT DIMENSIONS			BACK DIMENSIONS																										
W	D	H	W	D	H	W	H																										
IN 24	22	38.5	20.5	17	16.5-21.5	18.5	16-20																										
MM 610	559	978	521	432	419-546	470	406-508																										

DESCRIPTION	MODEL# / FEATURES	List price																																
 <p>Height Adjustable T-Arms - 1 pair Unit weight: 8 LB 3.6 KG Carton weight: 10 LB 4.54 KG Carton volume: 1.3 FT³ 0.03 MT³</p>	MVL2784	119																																
	<table border="1"> <thead> <tr> <th colspan="3">OVERALL DIMENSIONS</th> <th colspan="3">SEAT DIMENSIONS</th> <th colspan="2">BACK DIMENSIONS</th> </tr> <tr> <th>W</th> <th>D</th> <th>H</th> <th>W</th> <th>D</th> <th>H</th> <th>W</th> <th>H</th> </tr> </thead> <tbody> <tr> <td>IN 3</td> <td>10</td> <td>12</td> <td>-</td> <td>-</td> <td>-</td> <td>-</td> <td>-</td> </tr> <tr> <td>MM 76</td> <td>254</td> <td>305</td> <td>-</td> <td>-</td> <td>-</td> <td>-</td> <td>-</td> </tr> </tbody> </table>		OVERALL DIMENSIONS			SEAT DIMENSIONS			BACK DIMENSIONS		W	D	H	W	D	H	W	H	IN 3	10	12	-	-	-	-	-	MM 76	254	305	-	-	-	-	-
	OVERALL DIMENSIONS			SEAT DIMENSIONS			BACK DIMENSIONS																											
W	D	H	W	D	H	W	H																											
IN 3	10	12	-	-	-	-	-																											
MM 76	254	305	-	-	-	-	-																											
<p>RTA 00 1 pair per carton (pricing is for the pair, specifications are for one arm)</p>																																		

BOLT	STANDARD FEATURES	CHAIR ADJUSTMENTS
 <p>model OTG11510B</p>	<p>STANDARD FEATURES</p> <ul style="list-style-type: none"> • Value priced mesh seating. • Breathable mesh back. • Scuff resistant arched base. • Standard with height adjustable T-arms with durable self-skinned urethane (SSU) armcaps. • Dual wheel carpet casters (C65) are standard. • Only available in Black mesh fabric (MS20) seat with Black mesh back. • Compliant with the emissions guidelines set by the GREENGUARD Environmental Institute. • Limited Lifetime Warranty (2-year exceptions apply - see page 131). • Weight capacity for this series is 300 lbs. 	<p>CHAIR ADJUSTMENTS</p> <ul style="list-style-type: none"> • Center tilt with upright position tilt lock. • Tilt tension adjustment. • Pneumatic seat height adjustment.
	<p>OPTIONAL FEATURES</p> <ul style="list-style-type: none"> • Hard surface flooring casters (C65R) can be purchased separately. Add \$96/set. 	

DESCRIPTION	MODEL# / FEATURES	List price																																
 <p>Tilter, Mesh Back Unit weight: 36 LB 16.32 KG Carton weight: 36 LB 16.33 KG Carton volume: 4.6 FT³ 0.13 MT³</p>	OTG11510B	492																																
	<table border="1"> <thead> <tr> <th colspan="3">OVERALL DIMENSIONS</th> <th colspan="3">SEAT DIMENSIONS</th> <th colspan="2">BACK DIMENSIONS</th> </tr> <tr> <th>W</th> <th>D</th> <th>H</th> <th>W</th> <th>D</th> <th>H</th> <th>W</th> <th>H</th> </tr> </thead> <tbody> <tr> <td>IN 25</td> <td>21.5</td> <td>35.5</td> <td>19.5</td> <td>17</td> <td>17.5-21.5</td> <td>18</td> <td>16.5</td> </tr> <tr> <td>MM 635</td> <td>546</td> <td>902</td> <td>495</td> <td>432</td> <td>445-546</td> <td>457</td> <td>419</td> </tr> </tbody> </table>		OVERALL DIMENSIONS			SEAT DIMENSIONS			BACK DIMENSIONS		W	D	H	W	D	H	W	H	IN 25	21.5	35.5	19.5	17	17.5-21.5	18	16.5	MM 635	546	902	495	432	445-546	457	419
	OVERALL DIMENSIONS			SEAT DIMENSIONS			BACK DIMENSIONS																											
W	D	H	W	D	H	W	H																											
IN 25	21.5	35.5	19.5	17	17.5-21.5	18	16.5																											
MM 635	546	902	495	432	445-546	457	419																											
<p>Ergonomic features: A, B, C, H, M, N, S</p> <p>RTA 8  1 per carton </p>																																		

BRIGHTON	STANDARD FEATURES	CHAIR ADJUSTMENTS
 <p>model MVL2787</p>	<p>STANDARD FEATURES</p> <ul style="list-style-type: none"> • High back management chair. • High comfort design, Canadian made. • Contoured seat and back with integrated headrest. • Black arms and base. • Loop arms with upholstered armcaps. • Dual wheel carpet casters (C65) are standard. • Seating surfaces can be upholstered in Luxhide bonded leather, in various colours (see page 127). • Compliant with the emissions guidelines set by the GREENGUARD Environmental Institute. 	<p>CHAIR ADJUSTMENTS</p> <ul style="list-style-type: none"> • Center tilt with upright position tilt lock. • Tilt tension adjustment. • Pneumatic seat height adjustment.
	<p>OPTIONAL FEATURES</p> <ul style="list-style-type: none"> • For hard surface flooring casters, please specify (C65R). Add \$21/set. 	

DESCRIPTION	MODEL# / FEATURES	List price																																
 <p>High Back Tilter Unit weight: 42 LB 19.1 KG Carton weight: 54 LB 24.49 KG Carton volume: 10.5 FT³ 0.29 MT³</p>	MVL2787	725																																
	<table border="1"> <thead> <tr> <th colspan="3">OVERALL DIMENSIONS</th> <th colspan="3">SEAT DIMENSIONS</th> <th colspan="2">BACK DIMENSIONS</th> </tr> <tr> <th>W</th> <th>D</th> <th>H</th> <th>W</th> <th>D</th> <th>H</th> <th>W</th> <th>H</th> </tr> </thead> <tbody> <tr> <td>IN 26.5</td> <td>28</td> <td>44</td> <td>21.5</td> <td>20</td> <td>16-21</td> <td>20</td> <td>25.5</td> </tr> <tr> <td>MM 673</td> <td>711</td> <td>1118</td> <td>546</td> <td>508</td> <td>406-533</td> <td>508</td> <td>648</td> </tr> </tbody> </table>		OVERALL DIMENSIONS			SEAT DIMENSIONS			BACK DIMENSIONS		W	D	H	W	D	H	W	H	IN 26.5	28	44	21.5	20	16-21	20	25.5	MM 673	711	1118	546	508	406-533	508	648
	OVERALL DIMENSIONS			SEAT DIMENSIONS			BACK DIMENSIONS																											
W	D	H	W	D	H	W	H																											
IN 26.5	28	44	21.5	20	16-21	20	25.5																											
MM 673	711	1118	546	508	406-533	508	648																											
<p>Ergonomic features: A, B, C, M, N, S</p> <p>RTA 8  1 per carton  </p>																																		

CAMAN



model MVL11886



model MVL11888

STANDARD FEATURES

- Canadian made.
- Welded steel frame in Black finish.
- Fixed arms with self-skinned urethane (SSU) armcaps.
- Dual wheel carpet casters (C65) are standard (except guest chairs).
- Seating surfaces can be upholstered in Luxhide bonded leather, in various colours or in all Global grade 1 seating textiles (see page 127).
- Compliant with the emissions guidelines set by the GREENGUARD Environmental Institute.
- Limited Lifetime Warranty (5-year exceptions apply - see page 131).
- Weight capacity for this series is 300 lbs.

TILTER CHAIR ADJUSTMENTS







- Center tilt with upright position tilt lock
- Tilt tension adjustment.
- Pneumatic seat height adjustment.

OPTIONAL FEATURES

- For hard surface flooring casters, please specify (C65R). Add \$21/set.

ALTERNATE TEXTILE OPTIONS

- Graded-in textiles are available. No minimum quantities. Contact Customer Service for pricing.

DESCRIPTION	MODEL# / FEATURES																																
 <p>High Back Tilter Unit weight: 31 LB 14.1 KG Carton weight: 36.5 LB 16.56 KG Carton volume: 22.5 FT³ 0.63 MT³</p>	<p>List price</p> <p>MVL11886 512 Luxhide bonded leather or fabric (previously MVL11886F)</p> <table border="1"> <thead> <tr> <th colspan="3">OVERALL DIMENSIONS</th> <th colspan="3">SEAT DIMENSIONS</th> <th colspan="2">BACK DIMENSIONS</th> </tr> <tr> <th>W</th> <th>D</th> <th>H</th> <th>W</th> <th>D</th> <th>H</th> <th>W</th> <th>H</th> </tr> </thead> <tbody> <tr> <td>IN 25</td> <td>27</td> <td>40</td> <td>20.5</td> <td>18</td> <td>16-20</td> <td>19.5</td> <td>22.5</td> </tr> <tr> <td>MM 635</td> <td>686</td> <td>1016</td> <td>521</td> <td>457</td> <td>406-508</td> <td>495</td> <td>572</td> </tr> </tbody> </table> <p>Ergonomic features: A, B, C, M, N, S</p> <p>RTA 00 2 per carton (pricing and specifications are for one chair)</p> <p> </p>	OVERALL DIMENSIONS			SEAT DIMENSIONS			BACK DIMENSIONS		W	D	H	W	D	H	W	H	IN 25	27	40	20.5	18	16-20	19.5	22.5	MM 635	686	1016	521	457	406-508	495	572
	OVERALL DIMENSIONS			SEAT DIMENSIONS			BACK DIMENSIONS																										
W	D	H	W	D	H	W	H																										
IN 25	27	40	20.5	18	16-20	19.5	22.5																										
MM 635	686	1016	521	457	406-508	495	572																										
 <p>Medium Back Guest Chair - Sled Base Unit weight: 23 LB 10.5 KG Carton weight: 28.5 LB 12.93 KG Carton volume: 22.5 FT³ 0.63 MT³</p>	<p>List price</p> <p>MVL11888 430 Luxhide bonded leather or fabric (previously MVL11888F)</p> <table border="1"> <thead> <tr> <th colspan="3">OVERALL DIMENSIONS</th> <th colspan="3">SEAT DIMENSIONS</th> <th colspan="2">BACK DIMENSIONS</th> </tr> <tr> <th>W</th> <th>D</th> <th>H</th> <th>W</th> <th>D</th> <th>H</th> <th>W</th> <th>H</th> </tr> </thead> <tbody> <tr> <td>IN 24.5</td> <td>25</td> <td>33</td> <td>20</td> <td>18</td> <td>17</td> <td>20</td> <td>17</td> </tr> <tr> <td>MM 622</td> <td>635</td> <td>838</td> <td>508</td> <td>457</td> <td>432</td> <td>508</td> <td>432</td> </tr> </tbody> </table> <p>Ergonomic features: M, N</p> <p>RTA 00 2 per carton (pricing and specifications are for one chair)</p> <p> </p>	OVERALL DIMENSIONS			SEAT DIMENSIONS			BACK DIMENSIONS		W	D	H	W	D	H	W	H	IN 24.5	25	33	20	18	17	20	17	MM 622	635	838	508	457	432	508	432
	OVERALL DIMENSIONS			SEAT DIMENSIONS			BACK DIMENSIONS																										
W	D	H	W	D	H	W	H																										
IN 24.5	25	33	20	18	17	20	17																										
MM 622	635	838	508	457	432	508	432																										

CARLETON



model OTG11359

STANDARD FEATURES

- Available in high back and extended high back models.
- S-curve back shape for support of lumbar, shoulders and head.
- Contoured seat with waterfall seat front.
- Standard with height adjustable T-arms with durable self-skinned urethane (SSU) armcaps.
- Dual wheel carpet casters (C1) are standard.
- Seating surfaces are upholstered in Graphite polyester only.
- Compliant with the emissions guidelines set by the GREENGUARD Environmental Institute.
- Limited Lifetime Warranty (2-year exceptions apply - see page 131).
- Weight capacity for this series is 300 lbs.

CHAIR ADJUSTMENTS

- Center tilt with upright position tilt lock.
- Tilt tension adjustment.
- Pneumatic seat height adjustment.

OPTIONAL FEATURES

- Hard surface flooring casters (**C9R**) can be purchased separately. Add \$96/set.

DESCRIPTION MODEL# / FEATURES



High Back Tilter

Unit weight: 42 LB | 19.05 KG
 Carton weight: 42 LB | 19.05 KG
 Carton volume: 6.5 FT³ | 0.18 MT³

OTG11358

List price

585

Ergonomic features:
 A, B, C, H, M, N, S

courier
 1 per carton



	OVERALL DIMENSIONS			SEAT DIMENSIONS			BACK DIMENSIONS	
	W	D	H	W	D	H	W	H
IN	25	27.5	43	19.5	19	18.5-22.5	19	22.5
MM	635	699	1092	495	483	470-572	483	572



Extended High Back Tilter

Unit weight: 43 LB | 19.5 KG
 Carton weight: 43 LB | 19.5 KG
 Carton volume: 7 FT³ | 0.19 MT³

OTG11359

List price

615

Ergonomic features:
 A, B, C, H, M, N, S

courier
 1 per carton



	OVERALL DIMENSIONS			SEAT DIMENSIONS			BACK DIMENSIONS	
	W	D	H	W	D	H	W	H
IN	25	28	47	19.5	19	18.5-22.5	19	28
MM	635	711	1194	495	483	470-572	483	711



CENTRO



model OTG3915

STANDARD FEATURES

- Multi-purpose guest chair.
- Durable oval steel four-legged frame.
- Contoured back and seat cushions with waterfall seat edge.
- Upholstered armcaps.
- Seating surfaces are upholstered in Black Luxhide bonded leather.
- Compliant with the emissions guidelines set by the GREENGUARD Environmental Institute.
- Limited Lifetime Warranty (2-year exceptions apply - see page 131).
- Weight capacity for this series is 300 lbs.

DESCRIPTION		MODEL# / FEATURES																																		
 <p>Guest Chair Unit weight: 30 LB 13.6 KG Carton weight: 30 LB 13.61 KG Carton volume: 6.25 FT³ 0.17 M³</p>	<p>OTG3915</p> <p>Ergonomic features: M, N</p>	List price																																		
		400																																		
		<table border="1"> <thead> <tr> <th colspan="3">OVERALL DIMENSIONS</th> <th colspan="3">SEAT DIMENSIONS</th> <th colspan="2">BACK DIMENSIONS</th> </tr> <tr> <th></th> <th>W</th> <th>D</th> <th>W</th> <th>D</th> <th>H</th> <th>W</th> <th>H</th> </tr> </thead> <tbody> <tr> <td>IN</td> <td>24.5</td> <td>27</td> <td>21.5</td> <td>18.5</td> <td>17</td> <td>21.5</td> <td>16</td> </tr> <tr> <td>MM</td> <td>622</td> <td>686</td> <td>546</td> <td>470</td> <td>432</td> <td>546</td> <td>406</td> </tr> </tbody> </table>			OVERALL DIMENSIONS			SEAT DIMENSIONS			BACK DIMENSIONS			W	D	W	D	H	W	H	IN	24.5	27	21.5	18.5	17	21.5	16	MM	622	686	546	470	432	546	406
OVERALL DIMENSIONS			SEAT DIMENSIONS			BACK DIMENSIONS																														
	W	D	W	D	H	W	H																													
IN	24.5	27	21.5	18.5	17	21.5	16																													
MM	622	686	546	470	432	546	406																													
		<p>RTA 8</p>	<p>courier</p>	<p>1 per carton</p>																																

COBALT



model MVL2785

STANDARD FEATURES

- General purpose medium back tilter. Canadian made.
- Standard with height adjustable T-arms with durable self-skinned urethane (SSU) armcaps.
- Dual wheel carpet casters (C65) are standard.
- Seating surfaces can be upholstered in Luxhide bonded leather, in various colours or in all Global grade 1 seating textiles (see page 127).
- Compliant with the emissions guidelines set by the GREENGUARD Environmental Institute.
- Limited Lifetime Warranty (5-year exceptions apply - see page 131).
- Weight capacity for this series is 300 lbs.

CHAIR ADJUSTMENTS

- Center tilt with upright position tilt lock.
- Tilt tension adjustment.
- Pneumatic seat height adjustment.

OPTIONAL FEATURES

- For hard surface flooring casters, please specify (C65R). Add \$21/set.

DESCRIPTION

MODEL# / FEATURES



Medium Back Tilter





Unit weight: 35 LB | 15.9 KG
 Carton weight: 40 LB | 18.14 KG
 Carton volume: 5.5 FT³ | 0.15 MT³

List price

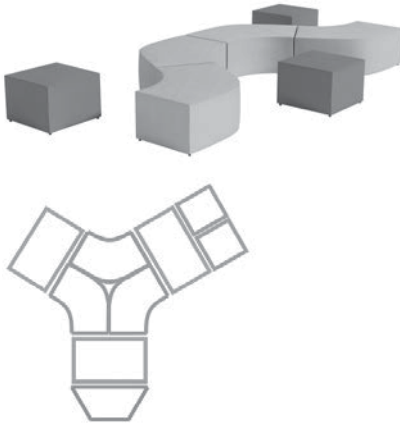
MVL2785 460
 Luxhide bonded leather
 or fabric (previously MVL2785F)

	OVERALL DIMENSIONS			SEAT DIMENSIONS			BACK DIMENSIONS	
	W	D	H	W	D	H	W	H
IN	25.5	24.5	36	20	17	15.5-19.5	18.5	18
MM	648	622	914	508	432	394-495	470	457

Ergonomic features:
 A, B, C, H, M, N, S


 1 per carton
 


CRAFT



Sample layout
Two square units, three rectangle units, three curve-120 degree units, one wedge unit



3-way layout
Three curve-120 degree units, three half round units and three round units



Collaborative pod layout
Six wedge units



Collaborative layout
Six curve-120 degree units, six round units



Sample layout
Two wedge units



Sample layout
Two half round units

STANDARD FEATURES

- Craft is a modular lounge seating series that is easy to configure, durable and ideal for open spaces.
- Modular non-handed components, can be reconfigured to suit your space.
- Curve-120 degree units can create 3-way and collaborative pod configurations.
- Cushions are fully upholstered and mounted on 1.5" high nylon glides.
- Can be upholstered in all Global grade 1 seating textiles or in Luxhide bonded leather (see page 127).
- Compliant with the emissions guidelines set by the GREENGUARD Environmental Institute.
- Limited Lifetime Warranty (5-year exceptions apply - see page 131).
- Weight capacity for this series is 300 lbs. per seat.

OPTIONAL FEATURES

- For dual wheel carpet casters, please specify (C107). Add \$42.
- For hard surface flooring casters, please specify (C107R). Add \$59.

ALTERNATE TEXTILE OPTIONS

- Graded-in textiles are available. No minimum quantities. Contact Customer Service for pricing.

COMPLIMENTARY TABLES AVAILABLE

- Perfect partner for Craft Seating (see page 27).

DESCRIPTION

MODEL# / FEATURES

List price

MVL13007

397



Round 20" Unit

Unit weight: 17 LB | 7.7 KG
Carton weight: 23 LB | 10.43 KG
Carton volume: 5.25 FT³ | 0.14 MT³

	OVERALL DIMENSIONS			SEAT DIMENSIONS			BACK DIMENSIONS	
	W	D	H	W	D	H	W	H

IN	20	20	17.5	-	-	-	-	-
MM	508	508	445	-	-	-	-	-

RTA 1



1 per carton



List price

MVL13008

518



Half Round 40" Unit

Unit weight: 33 LB | 15 KG
Carton weight: 41 LB | 18.6 KG
Carton volume: 9.5 FT³ | 0.26 MT³

	OVERALL DIMENSIONS			SEAT DIMENSIONS			BACK DIMENSIONS	
	W	D	H	W	D	H	W	H

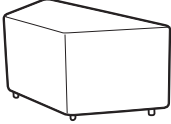











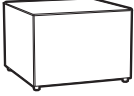



IN	40	21	17.5	-	-	-	-	-
MM	1016	533	445	-	-	-	-	-

RTA 1





1 per carton



DESCRIPTION	MODEL# / FEATURES																																	
 Wedge Unit Unit weight: 29 LB 13.2 KG Carton weight: 37 LB 16.78 KG Carton volume: 8 FT³ 0.22 MT³	MVL13009	List price 518																																
	<table border="1"> <thead> <tr> <th colspan="3">OVERALL DIMENSIONS</th> <th colspan="3">SEAT DIMENSIONS</th> <th colspan="2">BACK DIMENSIONS</th> </tr> <tr> <th>W</th> <th>D</th> <th>H</th> <th>W</th> <th>D</th> <th>H</th> <th>W</th> <th>H</th> </tr> </thead> <tbody> <tr> <td>IN 40</td> <td>17.75</td> <td>17.5</td> <td>-</td> <td>-</td> <td>-</td> <td>-</td> <td>-</td> </tr> <tr> <td>MM 1016</td> <td>451</td> <td>445</td> <td>-</td> <td>-</td> <td>-</td> <td>-</td> <td>-</td> </tr> </tbody> </table>		OVERALL DIMENSIONS			SEAT DIMENSIONS			BACK DIMENSIONS		W	D	H	W	D	H	W	H	IN 40	17.75	17.5	-	-	-	-	-	MM 1016	451	445	-	-	-	-	-
	OVERALL DIMENSIONS			SEAT DIMENSIONS			BACK DIMENSIONS																											
	W	D	H	W	D	H	W	H																										
IN 40	17.75	17.5	-	-	-	-	-																											
MM 1016	451	445	-	-	-	-	-																											
RTA 1  1 per carton  																																		
List price MVL13010																																		
 Curve-120 Degree Unit Unit weight: 37 LB 16.8 KG Carton weight: 49 LB 22.23 KG Carton volume: 13.25 FT³ 0.37 MT³	MVL13010	List price 610																																
	<table border="1"> <thead> <tr> <th colspan="3">OVERALL DIMENSIONS</th> <th colspan="3">SEAT DIMENSIONS</th> <th colspan="2">BACK DIMENSIONS</th> </tr> <tr> <th>W</th> <th>D</th> <th>H</th> <th>W</th> <th>D</th> <th>H</th> <th>W</th> <th>H</th> </tr> </thead> <tbody> <tr> <td>IN 43.5</td> <td>27.5</td> <td>17.5</td> <td>-</td> <td>-</td> <td>-</td> <td>-</td> <td>-</td> </tr> <tr> <td>MM 1105</td> <td>699</td> <td>445</td> <td>-</td> <td>-</td> <td>-</td> <td>-</td> <td>-</td> </tr> </tbody> </table>		OVERALL DIMENSIONS			SEAT DIMENSIONS			BACK DIMENSIONS		W	D	H	W	D	H	W	H	IN 43.5	27.5	17.5	-	-	-	-	-	MM 1105	699	445	-	-	-	-	-
	OVERALL DIMENSIONS			SEAT DIMENSIONS			BACK DIMENSIONS																											
	W	D	H	W	D	H	W	H																										
IN 43.5	27.5	17.5	-	-	-	-	-																											
MM 1105	699	445	-	-	-	-	-																											
RTA 1  1 per carton  																																		
List price MVL13011																																		
 Rectangle Unit Unit weight: 37 LB 16.8 KG Carton weight: 47 LB 21.32 KG Carton volume: 9.5 FT³ 0.26 MT³	MVL13011	List price 487																																
	<table border="1"> <thead> <tr> <th colspan="3">OVERALL DIMENSIONS</th> <th colspan="3">SEAT DIMENSIONS</th> <th colspan="2">BACK DIMENSIONS</th> </tr> <tr> <th>W</th> <th>D</th> <th>H</th> <th>W</th> <th>D</th> <th>H</th> <th>W</th> <th>H</th> </tr> </thead> <tbody> <tr> <td>IN 40</td> <td>20</td> <td>17.5</td> <td>-</td> <td>-</td> <td>-</td> <td>-</td> <td>-</td> </tr> <tr> <td>MM 1016</td> <td>508</td> <td>445</td> <td>-</td> <td>-</td> <td>-</td> <td>-</td> <td>-</td> </tr> </tbody> </table>		OVERALL DIMENSIONS			SEAT DIMENSIONS			BACK DIMENSIONS		W	D	H	W	D	H	W	H	IN 40	20	17.5	-	-	-	-	-	MM 1016	508	445	-	-	-	-	-
	OVERALL DIMENSIONS			SEAT DIMENSIONS			BACK DIMENSIONS																											
	W	D	H	W	D	H	W	H																										
IN 40	20	17.5	-	-	-	-	-																											
MM 1016	508	445	-	-	-	-	-																											
RTA 1  1 per carton  																																		
List price MVL13012																																		
 Square Unit Unit weight: 22 LB 10 KG Carton weight: 28 LB 12.7 KG Carton volume: 5.25 FT³ 0.14 MT³	MVL13012	List price 366																																
	<table border="1"> <thead> <tr> <th colspan="3">OVERALL DIMENSIONS</th> <th colspan="3">SEAT DIMENSIONS</th> <th colspan="2">BACK DIMENSIONS</th> </tr> <tr> <th>W</th> <th>D</th> <th>H</th> <th>W</th> <th>D</th> <th>H</th> <th>W</th> <th>H</th> </tr> </thead> <tbody> <tr> <td>IN 20</td> <td>20</td> <td>17.5</td> <td>-</td> <td>-</td> <td>-</td> <td>-</td> <td>-</td> </tr> <tr> <td>MM 508</td> <td>508</td> <td>445</td> <td>-</td> <td>-</td> <td>-</td> <td>-</td> <td>-</td> </tr> </tbody> </table>		OVERALL DIMENSIONS			SEAT DIMENSIONS			BACK DIMENSIONS		W	D	H	W	D	H	W	H	IN 20	20	17.5	-	-	-	-	-	MM 508	508	445	-	-	-	-	-
	OVERALL DIMENSIONS			SEAT DIMENSIONS			BACK DIMENSIONS																											
	W	D	H	W	D	H	W	H																										
IN 20	20	17.5	-	-	-	-	-																											
MM 508	508	445	-	-	-	-	-																											
RTA 1  1 per carton  																																		

CRAFT TABLES



STANDARD FEATURES

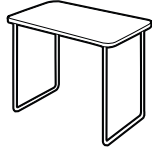
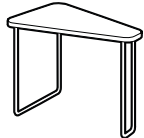
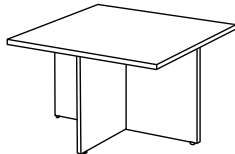
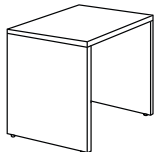
- Craft tables are the perfect partner to Craft seating products in creating casual meeting solutions for today's workplace and learning environments.
- Overtables are designed to overlap Craft seating units or to be used alone. Overtables are easy to move wherever needed.
- Coffee and side tables provide a convenient place to set your drinks, a light lunch or your personal devices during an impromptu discussion.
- Coffee and side tables help to anchor a space and provide nesting spaces to keep the area tidy when mobile Craft cubes are not in use.
- Side tables are optional with cutouts to accommodate to power or USB charging modules. Modules to be ordered separately.

FINISHES

- Docking tables may be ordered in any of the standard laminate finishes below; including two-tone where the top is in one finish and the base in another at no upcharge.
 - Overtable tops may be ordered in any of the standard laminate finishes below. Legs in are Chrome finish only.
- | | | | |
|-----|-----------------|-----|-----------------|
| ACJ | Absolute Acajou | NBL | Noce Bionco |
| ASN | Asian Night | NGL | Noce Grigio |
| AWC | Avant Cherry | NEL | Noce Leggero |
| AWH | Avant Honey | NML | Noce Medio |
| CMB | Clear Maple | WHC | White Chocolate |
| DES | Dark Espresso | WCR | Winter Cherry |
| DWT | Designer White | | |

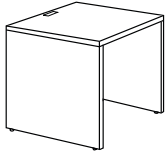
CONSTRUCTION

- **Docking tables:**
 - 1" thick thermally fused laminate surfaces with 2mm thick matching edgeband.
 - Equipped with levelers for uneven surfaces.
 - When square cubes are fully nested, the cubes extend 3" beyond the perimeter of the laminate as an invitation to be pulled out and used again.
- **Overtables:**
 - 1 1/16" thick thermally fused laminate top with matching self edge.
 - 1/2" diameter steel wire legs. Legs include clear polycarbonate glides.
 - Sized to overlap Craft seating.

CRAFT TABLES	MODEL #	DIMENSIONS IN MM W x D x H	WEIGHT LB KG	VOLUME FT ³ MT ³	LIST PRICE
	MVL13021	16 x 26 x 19 406 x 660 x 483	16.5 7.48	1.2 0.03	\$494
Rectangular Overtable		Lightweight table designed to overlap Craft seating units on pages 25-26. Shipped easy to assemble in 1 carton.			
	MVL13022	5.25-16 x 26 x 19 133-406 x 660 x 483	12.5 5.67	1.2 0.03	\$458
Wedge Overtable		Lightweight table designed to overlap Craft seating units on pages 25-26. Top tapers from 16" at the wide end to 5.25" at the narrow end. Shipped easy to assemble in 1 carton.			
	ML35SCDK	35 x 35 x 19.5 889 x 889 x 495	78 35.38	2.2 0.06	\$456
Square Cube Docking Table		Provides nesting space for four MVL13007 (round) or MVL13012 (square) Craft units. Assembly required.			
	ML2418CDK	24 x 18.2 x 19.5 610 x 462 x 495	53 24.04	2.1 0.05	\$325
Single Docking Table		Provides nesting space for one MVL13007, MVL13012 or MVL13011 Craft units. Shipped assembled.			

CRAFT TABLES MODEL # DIMENSIONS ^{IN}/_{MM} WEIGHT ^{LB}/_{KG} VOLUME ^{FT³}/_{MT³} LIST PRICE

W x D x H



Single Docking Table with cut-out

ML2420CDKP	24 x 20.5 x 19.5 610 x 521 x 495	55 24.95	2.1 0.05	\$338
------------	-------------------------------------	-------------	-------------	--------------


Provides nesting space for one MVL13007, MVL13012 or MVL13011 Craft units. Inset back to hide cables and cut-out designed to accept mini power model MVCOVSM2(S/B) OR MVCOV1U(S/B) ordered separately. Shipped assembled.

POWER / DATA

MVCOVSM2B	2.25 x 3.75 x 3.12 57 x 95 x 791.07	2.35 0.01	0.5	\$313
MVCOVSM2S	2.25 x 3.75 x 3.12 57 x 95 x 791.07	2.35 0.01	0.5	\$313

With USB Block

MVCOV1UB	2.25 x 3.75 x 3.12 57 x 95 x 791.07	2.35 0.01	0.5	\$494
MVCOV1US	2.25 x 3.75 x 3.12 57 x 95 x 791.07	2.35 0.01	0.5	\$494



Mini Power Block Mini Power/USB Block

Designed to retrofit into an existing grommet cut-out to bring power to the desktop. Fits in 3.27" x 1.9" cut-out (FOG, POG) and mounts to 0.5" to 2" thick surface. ETL listed. Available in Black (B) or Silver (S) as indicated by last character of model number. 9' power cord with 90° flat plug with 45° rotation.

MVCOVSM2B/S includes two 12A, 120 VAC spill resistant power receptacles.

MVCOV1UB/S includes one 12A, 120 VAC spill resistant power receptacle and two 2.1A (11W) USB charging ports.

DANIO



model MVL2720



model MVL2721

STANDARD FEATURES





- Canadian made task chairs.
- Hinged auto-adjust back with scuff resistant outer shroud.
- Thick foam and decorative stitch details.
- Standard with height adjustable T-arms with durable self-skinned urethane (SSU) armcaps (except armless models).
- Height adjustable chair is equipped with an adjustable Chrome footrest.
- Dual wheel carpet casters (C65) are standard.
- Can be upholstered in all Global grade 1 seating textiles with the exception of Luxhide (see page 127).
- Compliant with the emissions guidelines set by the GREENGUARD Environmental Institute.
- Limited Lifetime Warranty (5-year exceptions apply - see page 131).
- Weight capacity for this series is 300 lbs.

CHAIR ADJUSTMENTS

- Height adjustable back.
- Pneumatic seat height adjustment.
- Seat depth adjustment.

OPTIONAL FEATURES

- For hard surface flooring casters, please specify (C65R). Add \$21/set.
- Bantam is a durable, bleach cleanable (9:1) vinyl, but due to the stiff nature of the textile, this vinyl is prone to bunching and will not upholster as smoothly as other coverings in this series.

DESCRIPTION	MODEL# / FEATURES	List price																																	
 <p>Armless Task Unit weight: 21 LB 9.5 KG Carton weight: 24 LB 10.89 KG Carton volume: 4.9 FT³ 0.13 MT³</p>	<p>MVL2720 Fabric</p> <p>Ergonomic features: C, D, E, M, N</p>	251																																	
		<table border="1"> <thead> <tr> <th colspan="3">OVERALL DIMENSIONS</th> <th colspan="3">SEAT DIMENSIONS</th> <th colspan="2">BACK DIMENSIONS</th> </tr> <tr> <th>W</th> <th>D</th> <th>H</th> <th>W</th> <th>D</th> <th>H</th> <th>W</th> <th>H</th> </tr> </thead> <tbody> <tr> <td>IN 18.5</td> <td>22.5</td> <td>34</td> <td>18.5</td> <td>16.5-18</td> <td>16-21</td> <td>17</td> <td>16-17.5</td> </tr> <tr> <td>MM 470</td> <td>572</td> <td>864</td> <td>470</td> <td>419-457</td> <td>406-533</td> <td>432</td> <td>406-445</td> </tr> </tbody> </table>		OVERALL DIMENSIONS			SEAT DIMENSIONS			BACK DIMENSIONS		W	D	H	W	D	H	W	H	IN 18.5	22.5	34	18.5	16.5-18	16-21	17	16-17.5	MM 470	572	864	470	419-457	406-533	432	406-445
		OVERALL DIMENSIONS			SEAT DIMENSIONS			BACK DIMENSIONS																											
		W	D	H	W	D	H	W	H																										
IN 18.5	22.5	34	18.5	16.5-18	16-21	17	16-17.5																												
MM 470	572	864	470	419-457	406-533	432	406-445																												
<p>RTA 2 courier 1 per carton CANADA GREENGUARD</p>																																			
<p>Ergonomic features: C, D, E, M, N</p>																																			
 <p>Task w/Arms Unit weight: 33 LB 15 KG Carton weight: 36 LB 16.33 KG Carton volume: 5.75 FT³ 0.16 MT³</p>	<p>MVL2721 Fabric</p> <p>Ergonomic features: C, D, E, H, M, N</p>	343																																	
		<table border="1"> <thead> <tr> <th colspan="3">OVERALL DIMENSIONS</th> <th colspan="3">SEAT DIMENSIONS</th> <th colspan="2">BACK DIMENSIONS</th> </tr> <tr> <th>W</th> <th>D</th> <th>H</th> <th>W</th> <th>D</th> <th>H</th> <th>W</th> <th>H</th> </tr> </thead> <tbody> <tr> <td>IN 24</td> <td>22.5</td> <td>34</td> <td>18.5</td> <td>16.5-18</td> <td>16-21</td> <td>17</td> <td>16-17.5</td> </tr> <tr> <td>MM 610</td> <td>572</td> <td>864</td> <td>470</td> <td>419-457</td> <td>406-533</td> <td>432</td> <td>406-445</td> </tr> </tbody> </table>		OVERALL DIMENSIONS			SEAT DIMENSIONS			BACK DIMENSIONS		W	D	H	W	D	H	W	H	IN 24	22.5	34	18.5	16.5-18	16-21	17	16-17.5	MM 610	572	864	470	419-457	406-533	432	406-445
		OVERALL DIMENSIONS			SEAT DIMENSIONS			BACK DIMENSIONS																											
		W	D	H	W	D	H	W	H																										
IN 24	22.5	34	18.5	16.5-18	16-21	17	16-17.5																												
MM 610	572	864	470	419-457	406-533	432	406-445																												
<p>RTA 2 courier 1 per carton CANADA GREENGUARD</p>																																			
<p>Ergonomic features: C, D, E, H, M, N</p>																																			
 <p>Armless Height Adjustable Task Unit weight: 33 LB 15 KG Carton weight: 37 LB 16.78 KG Carton volume: 6.75 FT³ 0.19 MT³</p>	<p>MVL2723 Fabric</p> <p>Ergonomic features: C, D, E, M, N</p>	439																																	
		<table border="1"> <thead> <tr> <th colspan="3">OVERALL DIMENSIONS</th> <th colspan="3">SEAT DIMENSIONS</th> <th colspan="2">BACK DIMENSIONS</th> </tr> <tr> <th>W</th> <th>D</th> <th>H</th> <th>W</th> <th>D</th> <th>H</th> <th>W</th> <th>H</th> </tr> </thead> <tbody> <tr> <td>IN 24</td> <td>22.5</td> <td>43</td> <td>18.5</td> <td>16.5-18</td> <td>23-33</td> <td>16.5</td> <td>16-17.5</td> </tr> <tr> <td>MM 610</td> <td>572</td> <td>1092</td> <td>470</td> <td>419-457</td> <td>584-838</td> <td>419</td> <td>406-445</td> </tr> </tbody> </table>		OVERALL DIMENSIONS			SEAT DIMENSIONS			BACK DIMENSIONS		W	D	H	W	D	H	W	H	IN 24	22.5	43	18.5	16.5-18	23-33	16.5	16-17.5	MM 610	572	1092	470	419-457	584-838	419	406-445
		OVERALL DIMENSIONS			SEAT DIMENSIONS			BACK DIMENSIONS																											
		W	D	H	W	D	H	W	H																										
IN 24	22.5	43	18.5	16.5-18	23-33	16.5	16-17.5																												
MM 610	572	1092	470	419-457	584-838	419	406-445																												
<p>RTA 2 courier 1 per carton CANADA GREENGUARD</p>																																			
<p>Ergonomic features: C, D, E, M, N</p>																																			
 <p>Height Adjustable T-Arms - 1 pair Unit weight: 8 LB 3.6 KG Carton weight: 10 LB 4.54 KG Carton volume: 1.3 FT³ 0.03 MT³</p>	<p>MVL2784</p>	119																																	
		<table border="1"> <thead> <tr> <th colspan="3">OVERALL DIMENSIONS</th> <th colspan="3">SEAT DIMENSIONS</th> <th colspan="2">BACK DIMENSIONS</th> </tr> <tr> <th>W</th> <th>D</th> <th>H</th> <th>W</th> <th>D</th> <th>H</th> <th>W</th> <th>H</th> </tr> </thead> <tbody> <tr> <td>IN 3</td> <td>10</td> <td>12</td> <td>-</td> <td>-</td> <td>-</td> <td>-</td> <td>-</td> </tr> <tr> <td>MM 76</td> <td>254</td> <td>305</td> <td>-</td> <td>-</td> <td>-</td> <td>-</td> <td>-</td> </tr> </tbody> </table>		OVERALL DIMENSIONS			SEAT DIMENSIONS			BACK DIMENSIONS		W	D	H	W	D	H	W	H	IN 3	10	12	-	-	-	-	-	MM 76	254	305	-	-	-	-	-
		OVERALL DIMENSIONS			SEAT DIMENSIONS			BACK DIMENSIONS																											
		W	D	H	W	D	H	W	H																										
IN 3	10	12	-	-	-	-	-																												
MM 76	254	305	-	-	-	-	-																												
<p>RTA 00 courier 1 pair per carton (pricing is for the pair, specifications are for one arm)</p>																																			
<p>Ergonomic features: C, D, E, M, N</p>																																			

DASH



model OTG11760B

STANDARD FEATURES

- Multi-purpose guest/occasional chair.
- Durable welded four-legged steel frame.
- Black mesh back with Black mesh fabric (MS20) seat.
- Nylon armcaps.
- Generous proportions.
- Compliant with the emissions guidelines set by the GREENGUARD Environmental Institute.
- Shipped knocked down (KD) - easy to assemble.
- Limited Lifetime Warranty (2-year exceptions apply - see page 131).
- Weight capacity for this series is 300 lbs.

DESCRIPTION

MODEL# / FEATURES



Guest Chair, Mesh Back and Uph Seat

Unit weight: 26 LB | 11.79 KG
 Carton weight: 26 LB | 11.79 KG
 Carton volume: 3.9 FT³ | 0.11 MT³

Ergonomic features:
 M, N

List price

OTG11760B 315

OVERALL DIMENSIONS
 W D H

IN 23.5 23.5 34
 MM 597 597 864

SEAT DIMENSIONS
 W D H

19.5 17.5 17.5
 495 445 445

BACK DIMENSIONS
 W H

19 16.5
 483 419



1 per carton



DORI 2



model OTG1220B

STANDARD FEATURES

- Multi-purpose stacking chairs.
- Strong welded steel frame in Chrome finish.
- Durable and easy to clean polypropylene back and seat. Available in Black only.
- Armchair has fiberglass reinforced polypropylene arms.
- Stackable up to 5 high on floor.
- Shipped fully assembled.
- Compliant with the emissions guidelines set by the GREENGUARD Environmental Institute.
- Limited Lifetime Warranty (2-year exceptions apply - see page 131).
- Weight capacity for this series is 300 lbs.

DESCRIPTION

MODEL# / FEATURES



Stacking Armchair

Unit weight: 15 LB | 6.8 KG
 Carton weight: 17 LB | 7.71 KG
 Carton volume: 14.5 FT³ | 0.41 MT³

Stacks 5 high.

List price

OTG1220B 232

OVERALL DIMENSIONS
 W D H

IN 22.5 21 30.5
 MM 572 533 775

SEAT DIMENSIONS
 W D H

16.5 16 16
 419 406 406

BACK DIMENSIONS
 W H

18 15.5
 457 394



4 per carton (pricing and specifications are for one chair)



Armless Stacking Chair

Unit weight: 13 LB | 5.9 KG
 Carton weight: 15 LB | 6.8 KG
 Carton volume: 12.25 FT³ | 0.34 MT³

Stacks 5 high.

List price

OTG1221B 214

OVERALL DIMENSIONS
 W D H

IN 18 21 30.5
 MM 457 533 775

SEAT DIMENSIONS
 W D H

16.5 16 16
 419 406 406

BACK DIMENSIONS
 W H

18 15.5
 457 394



4 per carton (pricing and specifications are for one chair)



EOR







model OTG3930B



model OTG3920B

STANDARD FEATURES

- Multi-purpose guest chair.
- Durable steel four-legged frame.
- Contoured back and seat cushions with waterfall seat edge.
- Welcoming soft self-skinned polyurethane armcaps.
- Seat shroud provides a clean overall finish.
- Seating surfaces are upholstered in Black Luxhide bonded leather.
- Mesh back is available in Black only.
- Compliant with the emissions guidelines set by the GREENGUARD Environmental Institute.
- Limited Lifetime Warranty (2-year exceptions apply - see page 131).
- Weight capacity for this series is 300 lbs.

DESCRIPTION	MODEL# / FEATURES																																		
 <p>Upholstered Guest Chair Unit weight: 31 LB 14.06 KG Carton weight: 31 LB 14.06 KG Carton volume: 4.8 FT³ 0.13 MT³</p>	<p>List price</p> <p>OTG3920B 344</p>																																		
	<table border="1"> <thead> <tr> <th rowspan="2"></th> <th colspan="3">OVERALL DIMENSIONS</th> <th colspan="3">SEAT DIMENSIONS</th> <th colspan="2">BACK DIMENSIONS</th> </tr> <tr> <th>W</th> <th>D</th> <th>H</th> <th>W</th> <th>D</th> <th>H</th> <th>W</th> <th>H</th> </tr> </thead> <tbody> <tr> <td>IN</td> <td>24</td> <td>24.5</td> <td>34</td> <td>19</td> <td>19</td> <td>19</td> <td>18.5</td> <td>16</td> </tr> <tr> <td>MM</td> <td>610</td> <td>622</td> <td>864</td> <td>483</td> <td>483</td> <td>483</td> <td>470</td> <td>406</td> </tr> </tbody> </table> <p>Ergonomic features: M, N</p> <p>RTA 8 courier 1 per carton</p> <p></p>		OVERALL DIMENSIONS			SEAT DIMENSIONS			BACK DIMENSIONS		W	D	H	W	D	H	W	H	IN	24	24.5	34	19	19	19	18.5	16	MM	610	622	864	483	483	483	470
	OVERALL DIMENSIONS			SEAT DIMENSIONS			BACK DIMENSIONS																												
	W	D	H	W	D	H	W	H																											
IN	24	24.5	34	19	19	19	18.5	16																											
MM	610	622	864	483	483	483	470	406																											
 <p>Mesh Back Guest Chair Unit weight: 28 LB 12.7 KG Carton weight: 28 LB 12.7 KG Carton volume: 5.25 FT³ 0.14 MT³</p>	<p>List price</p> <p>OTG3930B 344</p>																																		
	<table border="1"> <thead> <tr> <th rowspan="2"></th> <th colspan="3">OVERALL DIMENSIONS</th> <th colspan="3">SEAT DIMENSIONS</th> <th colspan="2">BACK DIMENSIONS</th> </tr> <tr> <th>W</th> <th>D</th> <th>H</th> <th>W</th> <th>D</th> <th>H</th> <th>W</th> <th>H</th> </tr> </thead> <tbody> <tr> <td>IN</td> <td>24.75</td> <td>24</td> <td>34.25</td> <td>19</td> <td>19</td> <td>19</td> <td>18</td> <td>17</td> </tr> <tr> <td>MM</td> <td>629</td> <td>610</td> <td>870</td> <td>483</td> <td>483</td> <td>483</td> <td>457</td> <td>432</td> </tr> </tbody> </table> <p>Ergonomic features: M, N</p> <p>RTA 8 courier 1 per carton</p> <p></p>		OVERALL DIMENSIONS			SEAT DIMENSIONS			BACK DIMENSIONS		W	D	H	W	D	H	W	H	IN	24.75	24	34.25	19	19	19	18	17	MM	629	610	870	483	483	483	457
	OVERALL DIMENSIONS			SEAT DIMENSIONS			BACK DIMENSIONS																												
	W	D	H	W	D	H	W	H																											
IN	24.75	24	34.25	19	19	19	18	17																											
MM	629	610	870	483	483	483	457	432																											

FINCH



model MVL11703



model MVL11704

STANDARD FEATURES



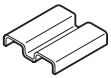
- Oval tube steel frame available in monochromatic Black only.
- Molded plastic seat and outer back shell.
- All models stack 8 high on the floor.
- Stacked chairs may leave frame impressions in chair(s) below.
- Ganging clamp model MVL11705 can be used on Finch models. Use one clamp for armless model. Use two clamps on armchair applied on front and rear legs.
- Can be upholstered in all Global grade 1 seating textiles or in Luxhide bonded leather (see page 127).
- Compliant with the emissions guidelines set by the GREENGUARD Environmental Institute.
- Limited Lifetime Warranty (5-year exceptions apply - see page 131).
- Weight capacity for this series is 300 lbs.

OPTIONAL FEATURES

- For hard surface flooring, please specify non-marking glides (NM). No upcharge.

ALTERNATE TEXTILE OPTIONS

- Graded-in textiles are available. No minimum quantities. Contact Customer Service for pricing.

DESCRIPTION	MODEL# / FEATURES	List price																																	
 <p>Stacking Armchair Unit weight: 16 LB 7.3 KG Carton weight: 19 LB 8.62 KG Carton volume: 17.75 FT³ 0.5 MT³</p>	<p>MVL11703</p> <p>Upholstered seat and back. Stacks 8 high on floor or dolly.</p>	286																																	
		<table border="1"> <thead> <tr> <th colspan="3">OVERALL DIMENSIONS</th> <th colspan="3">SEAT DIMENSIONS</th> <th colspan="2">BACK DIMENSIONS</th> </tr> <tr> <th>W</th> <th>D</th> <th>H</th> <th>W</th> <th>D</th> <th>H</th> <th>W</th> <th>H</th> </tr> </thead> <tbody> <tr> <td>IN 21.25</td> <td>23</td> <td>32</td> <td>18</td> <td>18</td> <td>18</td> <td>18</td> <td>14</td> </tr> <tr> <td>MM 540</td> <td>584</td> <td>813</td> <td>457</td> <td>457</td> <td>457</td> <td>457</td> <td>356</td> </tr> </tbody> </table>	OVERALL DIMENSIONS			SEAT DIMENSIONS			BACK DIMENSIONS		W	D	H	W	D	H	W	H	IN 21.25	23	32	18	18	18	18	14	MM 540	584	813	457	457	457	457	356	<p>RTA 00 3 per carton (pricing and specifications are for one chair)</p>
		OVERALL DIMENSIONS			SEAT DIMENSIONS			BACK DIMENSIONS																											
W	D	H	W	D	H	W	H																												
IN 21.25	23	32	18	18	18	18	14																												
MM 540	584	813	457	457	457	457	356																												
<p>List price</p>	263																																		
 <p>Armless Stacking Chair Unit weight: 15 LB 6.8 KG Carton weight: 18 LB 8.16 KG Carton volume: 17.75 FT³ 0.5 MT³</p>	<p>MVL11704</p> <p>Upholstered seat and back. Stacks 8 high on floor or dolly.</p>	263																																	
		<table border="1"> <thead> <tr> <th colspan="3">OVERALL DIMENSIONS</th> <th colspan="3">SEAT DIMENSIONS</th> <th colspan="2">BACK DIMENSIONS</th> </tr> <tr> <th>W</th> <th>D</th> <th>H</th> <th>W</th> <th>D</th> <th>H</th> <th>W</th> <th>H</th> </tr> </thead> <tbody> <tr> <td>IN 21</td> <td>23</td> <td>30.5</td> <td>18</td> <td>15</td> <td>18.5</td> <td>17</td> <td>14.5</td> </tr> <tr> <td>MM 533</td> <td>584</td> <td>775</td> <td>457</td> <td>381</td> <td>470</td> <td>432</td> <td>368</td> </tr> </tbody> </table>	OVERALL DIMENSIONS			SEAT DIMENSIONS			BACK DIMENSIONS		W	D	H	W	D	H	W	H	IN 21	23	30.5	18	15	18.5	17	14.5	MM 533	584	775	457	381	470	432	368	<p>RTA 00 3 per carton (pricing and specifications are for one chair)</p>
		OVERALL DIMENSIONS			SEAT DIMENSIONS			BACK DIMENSIONS																											
W	D	H	W	D	H	W	H																												
IN 21	23	30.5	18	15	18.5	17	14.5																												
MM 533	584	775	457	381	470	432	368																												
<p>List price</p>	65																																		
 <p>Ganging Clamp Unit weight: 0.25 LB 0.1 KG Carton weight: 0.3 LB 0.14 KG Carton volume: 0.08 FT³ 0.002 MT³</p>	<p>MVL11705</p>	65																																	
		<table border="1"> <thead> <tr> <th colspan="3">OVERALL DIMENSIONS</th> <th colspan="3">SEAT DIMENSIONS</th> <th colspan="2">BACK DIMENSIONS</th> </tr> <tr> <th>W</th> <th>D</th> <th>H</th> <th>W</th> <th>D</th> <th>H</th> <th>W</th> <th>H</th> </tr> </thead> <tbody> <tr> <td>IN 3.41</td> <td>3.16</td> <td>0.75</td> <td>-</td> <td>-</td> <td>-</td> <td>-</td> <td>-</td> </tr> <tr> <td>MM 87</td> <td>80</td> <td>19</td> <td>-</td> <td>-</td> <td>-</td> <td>-</td> <td>-</td> </tr> </tbody> </table>	OVERALL DIMENSIONS			SEAT DIMENSIONS			BACK DIMENSIONS		W	D	H	W	D	H	W	H	IN 3.41	3.16	0.75	-	-	-	-	-	MM 87	80	19	-	-	-	-	-	<p>RTA 00 10 per carton (pricing and specifications are for one clamp)</p>
		OVERALL DIMENSIONS			SEAT DIMENSIONS			BACK DIMENSIONS																											
W	D	H	W	D	H	W	H																												
IN 3.41	3.16	0.75	-	-	-	-	-																												
MM 87	80	19	-	-	-	-	-																												
<p>List price</p>																																			

FORMAT



model MVL3191



model MVL3192

STANDARD FEATURES

- Synchro-tilter chairs with mesh back and upholstered seat. Canadian made.
- Standard with height and width adjustable arms with soft self-skinned urethane (SSU) armcaps that slide forward and backward.
- Dual wheel carpet casters (C1) are standard.
- Air flow mesh back is available in Black only.
- Seating surface can be upholstered in Luxhide bonded leather, in various colours or in all Global grade 1 seating textiles (see page 127).
- MVL3192 features an adjustable headrest which tilts and moves up and down to fit comfortably into the curve of the neck.
- Compliant with the emissions guidelines set by the GREENGUARD Environmental Institute.
- Limited Lifetime Warranty (5-year exceptions apply - see page 131).
- Weight capacity for this series is 300 lbs.

CHAIR ADJUSTMENTS



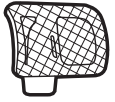
- Synchro tilt with upright position tilt lock.
- Tilt tension adjustment.
- Ratchet back height and headrest adjustment.
- Pneumatic seat height adjustment.

OPTIONAL FEATURES

- For hard surface flooring casters, please specify (C9R). Add \$21/set.

ALTERNATE TEXTILE OPTIONS

- Graded-in textiles are available (seat only). No minimum quantities. Contact Customer Service for pricing.

DESCRIPTION	MODEL# / FEATURES																																			
 <p>High Back Synchro-Tilter, Mesh Back and Uph Seat Unit weight: 43 LB 19.5 KG Carton weight: 54 LB 24.49 KG Carton volume: 10.5 FT³ 0.29 MT³</p>	<p>List price</p> <p>MVL3191 696 Luxhide bonded leather or fabric (previously MVL3191F)</p> <table border="1"> <thead> <tr> <th rowspan="2"></th> <th colspan="3">OVERALL DIMENSIONS</th> <th colspan="3">SEAT DIMENSIONS</th> <th colspan="2">BACK DIMENSIONS</th> </tr> <tr> <th>W</th> <th>D</th> <th>H</th> <th>W</th> <th>D</th> <th>H</th> <th>W</th> <th>H</th> </tr> </thead> <tbody> <tr> <td>IN</td> <td>24.5</td> <td>23</td> <td>43</td> <td>19.5</td> <td>17.5</td> <td>16-21</td> <td>17.5</td> <td>23-25.5</td> </tr> <tr> <td>MM</td> <td>622</td> <td>584</td> <td>1092</td> <td>495</td> <td>445</td> <td>406-533</td> <td>445</td> <td>584-648</td> </tr> </tbody> </table> <p>Ergonomic features: A, B, C, D, H, L, M, N, Q</p> <p>RTA 2 courier 1 per carton CANADA GREENGUARD CERTIFIED</p>		OVERALL DIMENSIONS			SEAT DIMENSIONS			BACK DIMENSIONS		W	D	H	W	D	H	W	H	IN	24.5	23	43	19.5	17.5	16-21	17.5	23-25.5	MM	622	584	1092	495	445	406-533	445	584-648
			OVERALL DIMENSIONS			SEAT DIMENSIONS			BACK DIMENSIONS																											
W		D	H	W	D	H	W	H																												
IN	24.5	23	43	19.5	17.5	16-21	17.5	23-25.5																												
MM	622	584	1092	495	445	406-533	445	584-648																												
 <p>High Back Synchro-Tilter w/Headrest, Mesh Back and Uph Seat Unit weight: 45 LB 20.5 KG Carton weight: 56 LB 25.4 KG Carton volume: 11 FT³ 0.31 MT³</p>	<p>List price</p> <p>MVL3192 774 Luxhide bonded leather or fabric (previously MVL3192F)</p> <table border="1"> <thead> <tr> <th rowspan="2"></th> <th colspan="3">OVERALL DIMENSIONS</th> <th colspan="3">SEAT DIMENSIONS</th> <th colspan="2">BACK DIMENSIONS</th> </tr> <tr> <th>W</th> <th>D</th> <th>H</th> <th>W</th> <th>D</th> <th>H</th> <th>W</th> <th>H</th> </tr> </thead> <tbody> <tr> <td>IN</td> <td>24.5</td> <td>23</td> <td>50.5</td> <td>19.5</td> <td>17.5</td> <td>16-21</td> <td>17.5</td> <td>30-32.5</td> </tr> <tr> <td>MM</td> <td>622</td> <td>584</td> <td>1283</td> <td>495</td> <td>445</td> <td>406-533</td> <td>445</td> <td>762-826</td> </tr> </tbody> </table> <p>Ergonomic features: A, B, C, D, H, L, M, N, Q</p> <p>RTA 2 courier 1 per carton CANADA GREENGUARD CERTIFIED</p>		OVERALL DIMENSIONS			SEAT DIMENSIONS			BACK DIMENSIONS		W	D	H	W	D	H	W	H	IN	24.5	23	50.5	19.5	17.5	16-21	17.5	30-32.5	MM	622	584	1283	495	445	406-533	445	762-826
			OVERALL DIMENSIONS			SEAT DIMENSIONS			BACK DIMENSIONS																											
W		D	H	W	D	H	W	H																												
IN	24.5	23	50.5	19.5	17.5	16-21	17.5	30-32.5																												
MM	622	584	1283	495	445	406-533	445	762-826																												
 <p>Headrest for Format Chairs Unit weight: 1 LB 0.5 KG Carton weight: 2 LB 0.91 KG Carton volume: 0.5 FT³ 0.01 MT³</p>	<p>List price</p> <p>MVL3196 79</p> <table border="1"> <thead> <tr> <th rowspan="2"></th> <th colspan="3">OVERALL DIMENSIONS</th> <th colspan="3">SEAT DIMENSIONS</th> <th colspan="2">BACK DIMENSIONS</th> </tr> <tr> <th>W</th> <th>D</th> <th>H</th> <th>W</th> <th>D</th> <th>H</th> <th>W</th> <th>H</th> </tr> </thead> <tbody> <tr> <td>IN</td> <td>11.25</td> <td>4.5</td> <td>9</td> <td>-</td> <td>-</td> <td>-</td> <td>-</td> <td>-</td> </tr> <tr> <td>MM</td> <td>286</td> <td>114</td> <td>229</td> <td>-</td> <td>-</td> <td>-</td> <td>-</td> <td>-</td> </tr> </tbody> </table> <p>Easily attaches to MVL3191.</p> <p>Available in Black mesh only.</p> <p>RTA 00 courier 1 per carton CANADA GREENGUARD CERTIFIED</p>		OVERALL DIMENSIONS			SEAT DIMENSIONS			BACK DIMENSIONS		W	D	H	W	D	H	W	H	IN	11.25	4.5	9	-	-	-	-	-	MM	286	114	229	-	-	-	-	-
			OVERALL DIMENSIONS			SEAT DIMENSIONS			BACK DIMENSIONS																											
W		D	H	W	D	H	W	H																												
IN	11.25	4.5	9	-	-	-	-	-																												
MM	286	114	229	-	-	-	-	-																												

FULL-TIME



model MVL2900

STANDARD FEATURES

- Canadian made, ergonomic seating.
- Extra thick seat foam and contoured back.
- Standard with height and width adjustable arms with self-skinned urethane (SSU) armcaps.
- Dual wheel carpet casters (C65) are standard.
- Can be upholstered in all Global grade 1 seating textiles with the exception of Luxhide (see page 127).
- Compliant with the emissions guidelines set by the GREENGUARD Environmental Institute.
- Limited Lifetime Warranty (5-year exceptions apply - see page 131).
- Weight capacity for this series is 300 lbs.

CHAIR ADJUSTMENTS

- Multi-tilter with infinite position tilt lock.
- Infinite position back and seat angle adjustments, including forward tilt.
- Back height adjustment.
- Pneumatic seat height adjustment.

OPTIONAL FEATURES

- For hard surface flooring casters, please specify **(C65R)**. Add \$21/set.
- For optional sliding seat depth adjustment, please specify **(MD)**. Add \$32.

ALTERNATE TEXTILE OPTIONS

- Graded-in textiles are available. No minimum quantities. Contact Customer Service for pricing.
- Bantam is a durable, bleach cleanable (9:1) vinyl, but due to the stiff nature of the textile, this vinyl is prone to bunching and will not upholster as smoothly as other coverings in this series.

DESCRIPTION

MODEL# / FEATURES



Medium Back Multi-Tilter

Unit weight: 50 LB | 22.7 KG
 Carton weight: 56 LB | 25.4 KG
 Carton volume: 10.5 FT³ | 0.29 MT³

		List price							
MVL2900		669							
Fabric									
OVERALL DIMENSIONS			SEAT DIMENSIONS			BACK DIMENSIONS			
	W	D	H	W	D	H	W	H	
IN	24.5	25	41	19.5	19	17.5-21.5	20	20-22	
MM	622	635	1041	495	483	445-546	508	508-559	
Ergonomic features: A, B, C, D, F, G, H, M, N, Q		RTA 2		courier		1 per carton			

GENNEX



model OTG11340



model OTG11341

STANDARD FEATURES

- Multi-purpose guest/nesting chairs feature a flip up seat allowing chairs to stack horizontally.
- Durable Black steel frame.
- Black mesh back.
- Models with arms or without arms are available. Armchair features Black polyurethane armcaps.
- Dual wheel carpet casters are standard.
- Seat can be upholstered in all Global grade 1 seating textiles or in Luxhide bonded leather (see page 127).
- Compliant with the emissions guidelines set by the GREENGUARD Environmental Institute.
- Limited Lifetime Warranty (5-year exceptions apply - see page 131).
- Weight capacity for this series is 300 lbs.

OPTIONAL FEATURES

- Hard surface flooring casters (**C9RSET4**) can be purchased separately. Add \$76/set.

ALTERNATE TEXTILE OPTIONS

- Graded-in textiles are available (seat only). No minimum quantities. Contact Customer Service for pricing.

DESCRIPTION	MODEL# / FEATURES
-------------	-------------------



Nesting Guest Armchair w/Casters, Mesh Back and Uph Seat

Unit weight: 24 LB | 10.9 KG
 Carton weight: 29 LB | 13.15 KG
 Carton volume: 15.75 FT³ | 0.44 MT³

Ergonomic features:
M, N

List price

OTG11340

534

	OVERALL DIMENSIONS			SEAT DIMENSIONS			BACK DIMENSIONS	
	W	D	H	W	D	H	W	H
IN	25.5	22	33	17.5	16.5	20.5	17	15
MM	648	559	838	445	419	521	432	381

RTA 00



2 per carton (pricing and specifications are for one chair)



Armless Nesting Guest Chair w/Casters, Mesh Back and Uph Seat

Unit weight: 21 LB | 9.5 KG
 Carton weight: 25.5 LB | 11.57 KG
 Carton volume: 13.25 FT³ | 0.37 MT³

Ergonomic features:
M, N

List price

OTG11341

511

	OVERALL DIMENSIONS			SEAT DIMENSIONS			BACK DIMENSIONS	
	W	D	H	W	D	H	W	H
IN	22	22	33	17.5	16.5	20.5	17	15
MM	559	559	838	445	419	521	432	381

RTA 00



2 per carton (pricing and specifications are for one chair)



GEO



model OTG11636B

STANDARD FEATURES



- Value priced, quality mesh seating.
- Scuff resistant arched base.
- Features fixed loop style polypropylene arms.
- Dual wheel carpet casters (C65) are standard.
- Black mesh back.
- Seat is upholstered in Black mesh fabric (MS20).
- Compliant with the emissions guidelines set by the GREENGUARD Environmental Institute.
- Limited Lifetime Warranty (2-year exceptions apply - see page 131).
- Weight capacity for this series is 300 lbs.

CHAIR ADJUSTMENTS

- Center tilt with upright position tilt lock.
- Tilt tension adjustment.
- Pneumatic seat height adjustment.

OPTIONAL FEATURES

- Hard surface flooring casters (C65R) can be purchased separately. Add \$96/set.

DESCRIPTION	MODEL# / FEATURES	List price							
 <p>LB Tilter, Mesh Back and Uph Seat Unit weight: 30 LB 13.6 KG Carton weight: 30 LB 13.61 KG Carton volume: 3.75 FT³ 0.1 MT³</p>	<p>OTG11636B Black mesh fabric</p> <p>Ergonomic features: A, B, C, M, N, S</p>	397							
		OVERALL DIMENSIONS			SEAT DIMENSIONS			BACK DIMENSIONS	
		W	D	H	W	D	H	W	H
IN	22	21	38	18.5	16.5	16.5-20.5	17.5	19	
MM	559	533	965	470	419	419-521	445	483	
		RTA 8	courier	1 per carton					

IBEX



model MVL2801



model MVL2814



model MVL2807



model MVL2809

STANDARD FEATURES

- Ergonomic mesh seating designed to promote good posture and provide maximum comfort. Designed by Zooney Chu, Canadian made.
- Available with four different mechanism options: synchro-tilter, multi-tilter, tilter and task. Height adjustable chairs available with task mechanism only.
- Standard with height adjustable T-arms with self-skinned urethane (SSU) armcaps (except armless and guest chairs).
- Dual wheel carpet casters (C1) are standard (except four-legged guest chairs).
- Guest chairs have polymer armcaps (except armless models), a welded steel wall saver frame and are shipped fully assembled.
- Mesh back and mesh seat models can only be upholstered in Black mesh (MS69).
- Mesh back and upholstered seat models: Mesh back is available in Black (MS69) only and seating surface can be upholstered in Luxhide bonded leather (various colours) or in all Global grade 1 seating textiles (see page 127).
- Compliant with the emissions guidelines set by the GREENGUARD Environmental Institute.
- Limited Lifetime Warranty (5-year exceptions apply - see page 131).
- Weight capacity for this series is 300 lbs.

CHAIR ADJUSTMENTS









- **Synchro-tilter chairs**
 - Synchro tilt with multi-position tilt lock.
 - Tilt tension adjustment.
 - Adjustable lumbar support.
 - Pneumatic seat height adjustment.
- **Multi-tilter chairs**
 - Infinite position tilt lock.
 - Tilt tension adjustment.
 - Infinite back and seat angle adjustment.
 - Adjustable lumbar support.
 - Pneumatic seat height adjustment.
- **Tilter chairs**
 - Center tilt with upright position tilt lock.
 - Tilt tension adjustment.
 - Seat depth adjustment.
 - Adjustable lumbar support.
 - Pneumatic seat height adjustment.
- **Task chairs**
 - Seat depth adjustment.
 - Adjustable lumbar support.
 - Pneumatic seat height adjustment.
- **Height adjustable chairs**
 - Task mechanism.
 - Adjustable lumbar support.
 - Pneumatic seat height adjustment.
 - Height adjustable Chrome footrest.

OPTIONAL FEATURES

- For hard surface flooring casters, please specify (C9R). Add \$21/set.
- For optional sliding seat depth adjustment on multi-tilter chairs, please specify (MD). Add \$32.

ALTERNATE TEXTILE OPTIONS

- Graded-in textiles are available. No minimum quantities. Contact Customer Service for pricing.

DESCRIPTION	MODEL# / FEATURES																																			
 <p>Synchro-Tilter, Mesh Back and Uph Seat Unit weight: 42 LB 19.1 KG Carton weight: 51 LB 23.13 KG Carton volume: 10.5 FT³ 0.29 MT³</p>	<p>List price</p> <p>MVL2801 726 Luxhide bonded leather or fabric (previously MVL2801F)</p> <table border="1"> <thead> <tr> <th rowspan="2"></th> <th colspan="3">OVERALL DIMENSIONS</th> <th colspan="3">SEAT DIMENSIONS</th> <th colspan="2">BACK DIMENSIONS</th> </tr> <tr> <th>W</th> <th>D</th> <th>H</th> <th>W</th> <th>D</th> <th>H</th> <th>W</th> <th>H</th> </tr> </thead> <tbody> <tr> <td>IN</td> <td>26</td> <td>26.5</td> <td>39.5</td> <td>20</td> <td>18.5</td> <td>16.5-21.5</td> <td>19.5</td> <td>20.5</td> </tr> <tr> <td>MM</td> <td>660</td> <td>673</td> <td>1003</td> <td>508</td> <td>470</td> <td>419-546</td> <td>495</td> <td>521</td> </tr> </tbody> </table> <p>Ergonomic features: A, B, C, D, H, L, M, N</p> <p>RTA 2  1 per carton  </p>		OVERALL DIMENSIONS			SEAT DIMENSIONS			BACK DIMENSIONS		W	D	H	W	D	H	W	H	IN	26	26.5	39.5	20	18.5	16.5-21.5	19.5	20.5	MM	660	673	1003	508	470	419-546	495	521
			OVERALL DIMENSIONS			SEAT DIMENSIONS			BACK DIMENSIONS																											
W		D	H	W	D	H	W	H																												
IN	26	26.5	39.5	20	18.5	16.5-21.5	19.5	20.5																												
MM	660	673	1003	508	470	419-546	495	521																												
 <p>Multi-Tilter, Mesh Back and Uph Seat Unit weight: 47 LB 21.4 KG Carton weight: 56 LB 25.4 KG Carton volume: 10.5 FT³ 0.29 MT³</p>	<p>List price</p> <p>MVL2803 791 Luxhide bonded leather or fabric (previously MVL2803F)</p> <table border="1"> <thead> <tr> <th rowspan="2"></th> <th colspan="3">OVERALL DIMENSIONS</th> <th colspan="3">SEAT DIMENSIONS</th> <th colspan="2">BACK DIMENSIONS</th> </tr> <tr> <th>W</th> <th>D</th> <th>H</th> <th>W</th> <th>D</th> <th>H</th> <th>W</th> <th>H</th> </tr> </thead> <tbody> <tr> <td>IN</td> <td>26</td> <td>27</td> <td>39.5</td> <td>20</td> <td>18.5</td> <td>17.5-22.5</td> <td>19.5</td> <td>20</td> </tr> <tr> <td>MM</td> <td>660</td> <td>686</td> <td>1003</td> <td>508</td> <td>470</td> <td>445-572</td> <td>495</td> <td>508</td> </tr> </tbody> </table> <p>Ergonomic features: A, B, C, D, F, G, H, M, N, S</p> <p>RTA 2  1 per carton  </p>		OVERALL DIMENSIONS			SEAT DIMENSIONS			BACK DIMENSIONS		W	D	H	W	D	H	W	H	IN	26	27	39.5	20	18.5	17.5-22.5	19.5	20	MM	660	686	1003	508	470	445-572	495	508
			OVERALL DIMENSIONS			SEAT DIMENSIONS			BACK DIMENSIONS																											
W		D	H	W	D	H	W	H																												
IN	26	27	39.5	20	18.5	17.5-22.5	19.5	20																												
MM	660	686	1003	508	470	445-572	495	508																												

DESCRIPTION MODEL# / FEATURES



Tilter, Mesh Back and Uph Seat
 Unit weight: 40 LB | 18.2 KG
 Carton weight: 49 LB | 22.23 KG
 Carton volume: 10.5 FT³ | 0.29 MT³

List price

MVL2804 695
 Luxhide bonded leather
 or fabric (previously MVL2804F)

	OVERALL DIMENSIONS			SEAT DIMENSIONS			BACK DIMENSIONS	
	W	D	H	W	D	H	W	H
IN	26	26.5	38.5	20	18.5	16.5-21.5	19.5	20.5
MM	660	673	978	508	470	419-546	495	521

Ergonomic features:
 A, B, C, D, E, H, M, N, S



1 per carton



Task, Mesh Back and Uph Seat
 Unit weight: 32 LB | 14.5 KG
 Carton weight: 41 LB | 18.6 KG
 Carton volume: 10.5 FT³ | 0.29 MT³

List price

MVL2806 631
 Luxhide bonded leather
 or fabric (previously MVL2806F)

	OVERALL DIMENSIONS			SEAT DIMENSIONS			BACK DIMENSIONS	
	W	D	H	W	D	H	W	H
IN	26	26.5	37	20	18.5	16-21	19.5	20.5
MM	660	673	940	508	470	406-533	495	521

Ergonomic features:
 C, D, E, H, M, N



1 per carton



Armless Height Adjustable, Mesh Back and Uph Seat
 Unit weight: 31 LB | 14.1 KG
 Carton weight: 40 LB | 18.14 KG
 Carton volume: 10.5 FT³ | 0.29 MT³

List price

MVL2807 724
 Luxhide bonded leather
 or fabric (previously MVL2807F)

	OVERALL DIMENSIONS			SEAT DIMENSIONS			BACK DIMENSIONS	
	W	D	H	W	D	H	W	H
IN	20	26.5	48	20	18.5	23-33	19.5	20.5
MM	508	673	1219	508	470	584-838	495	521

Ergonomic features:
 C, D, M, N



1 per carton



Height Adjustable w/Arms, Mesh Back and Uph Seat
 Unit weight: 37 LB | 16.8 KG
 Carton weight: 46 LB | 20.87 KG
 Carton volume: 10.5 FT³ | 0.29 MT³

List price

MVL2808 846
 Luxhide bonded leather
 or fabric (previously MVL2808F)

	OVERALL DIMENSIONS			SEAT DIMENSIONS			BACK DIMENSIONS	
	W	D	H	W	D	H	W	H
IN	26	26.5	48	20	18.5	23-33	19.5	20.5
MM	660	673	1219	508	470	584-838	495	521

Ergonomic features:
 C, D, H, M, N



1 per carton



Guest Chair, Mesh Back and Uph Seat
 Unit weight: 20 LB | 9.1 KG
 Carton weight: 26 LB | 11.79 KG
 Carton volume: 13.5 FT³ | 0.38 MT³

List price

MVL2809 535
 Luxhide bonded leather
 or fabric (previously MVL2809F)

	OVERALL DIMENSIONS			SEAT DIMENSIONS			BACK DIMENSIONS	
	W	D	H	W	D	H	W	H
IN	25.25	24	34.5	19.5	18	17.5	19	17
MM	641	610	876	495	457	445	483	432
















Stacks 5 high.

Ergonomic features:
 M, N



1 per carton



DESCRIPTION	MODEL# / FEATURES																																			
 <p>Guest Chair w/Casters, Mesh Back and Uph Seat Unit weight: 20 LB 9.1 KG Carton weight: 26 LB 11.79 KG Carton volume: 13.5 FT³ 0.38 MT³</p>	List price MVL2809C 647 Luxhide bonded leather or fabric (previously MVL2809CF)																																			
	<table border="1"> <thead> <tr> <th rowspan="2"></th> <th colspan="3">OVERALL DIMENSIONS</th> <th colspan="3">SEAT DIMENSIONS</th> <th colspan="2">BACK DIMENSIONS</th> </tr> <tr> <th>W</th> <th>D</th> <th>H</th> <th>W</th> <th>D</th> <th>H</th> <th>W</th> <th>H</th> </tr> </thead> <tbody> <tr> <td>IN</td> <td>25.25</td> <td>24</td> <td>34.5</td> <td>19.5</td> <td>18</td> <td>17.5</td> <td>19</td> <td>17</td> </tr> <tr> <td>MM</td> <td>641</td> <td>610</td> <td>876</td> <td>495</td> <td>457</td> <td>445</td> <td>483</td> <td>432</td> </tr> </tbody> </table>		OVERALL DIMENSIONS			SEAT DIMENSIONS			BACK DIMENSIONS		W	D	H	W	D	H	W	H	IN	25.25	24	34.5	19.5	18	17.5	19	17	MM	641	610	876	495	457	445	483	432
			OVERALL DIMENSIONS			SEAT DIMENSIONS			BACK DIMENSIONS																											
		W	D	H	W	D	H	W	H																											
	IN	25.25	24	34.5	19.5	18	17.5	19	17																											
MM	641	610	876	495	457	445	483	432																												
Ergonomic features: M, N	RTA 00 1 per carton																																			
	 																																			
 <p>Guest Bar Stool, Mesh Back and Uph Seat Unit weight: 25.5 LB 11.6 KG Carton weight: 36 LB 16.33 KG Carton volume: 20 FT³ 0.56 MT³</p>	List price MVL2809BSMU 795 Luxhide bonded leather or fabric																																			
	<table border="1"> <thead> <tr> <th rowspan="2"></th> <th colspan="3">OVERALL DIMENSIONS</th> <th colspan="3">SEAT DIMENSIONS</th> <th colspan="2">BACK DIMENSIONS</th> </tr> <tr> <th>W</th> <th>D</th> <th>H</th> <th>W</th> <th>D</th> <th>H</th> <th>W</th> <th>H</th> </tr> </thead> <tbody> <tr> <td>IN</td> <td>25</td> <td>25.75</td> <td>45</td> <td>19.5</td> <td>17.5</td> <td>28.5</td> <td>18.5</td> <td>16.5</td> </tr> <tr> <td>MM</td> <td>635</td> <td>654</td> <td>1143</td> <td>495</td> <td>445</td> <td>724</td> <td>470</td> <td>419</td> </tr> </tbody> </table>		OVERALL DIMENSIONS			SEAT DIMENSIONS			BACK DIMENSIONS		W	D	H	W	D	H	W	H	IN	25	25.75	45	19.5	17.5	28.5	18.5	16.5	MM	635	654	1143	495	445	724	470	419
			OVERALL DIMENSIONS			SEAT DIMENSIONS			BACK DIMENSIONS																											
		W	D	H	W	D	H	W	H																											
	IN	25	25.75	45	19.5	17.5	28.5	18.5	16.5																											
MM	635	654	1143	495	445	724	470	419																												
Ergonomic features: M, N	RTA 00 1 per carton																																			
	 																																			
 <p>Guest Bar Stool, Uph Back and Seat Unit weight: 25.5 LB 11.6 KG Carton weight: 36 LB 16.33 KG Carton volume: 20 FT³ 0.56 MT³</p>	List price MVL2809BSUU 892 Luxhide bonded leather or fabric																																			
	<table border="1"> <thead> <tr> <th rowspan="2"></th> <th colspan="3">OVERALL DIMENSIONS</th> <th colspan="3">SEAT DIMENSIONS</th> <th colspan="2">BACK DIMENSIONS</th> </tr> <tr> <th>W</th> <th>D</th> <th>H</th> <th>W</th> <th>D</th> <th>H</th> <th>W</th> <th>H</th> </tr> </thead> <tbody> <tr> <td>IN</td> <td>25</td> <td>25.75</td> <td>45</td> <td>19.5</td> <td>18.5</td> <td>28.5</td> <td>18.5</td> <td>16.5</td> </tr> <tr> <td>MM</td> <td>635</td> <td>654</td> <td>1143</td> <td>495</td> <td>470</td> <td>724</td> <td>470</td> <td>419</td> </tr> </tbody> </table>		OVERALL DIMENSIONS			SEAT DIMENSIONS			BACK DIMENSIONS		W	D	H	W	D	H	W	H	IN	25	25.75	45	19.5	18.5	28.5	18.5	16.5	MM	635	654	1143	495	470	724	470	419
			OVERALL DIMENSIONS			SEAT DIMENSIONS			BACK DIMENSIONS																											
		W	D	H	W	D	H	W	H																											
	IN	25	25.75	45	19.5	18.5	28.5	18.5	16.5																											
MM	635	654	1143	495	470	724	470	419																												
Ergonomic features: M, N	RTA 00 1 per carton																																			
	 																																			
 <p>Synchro-Tilter, Uph Back and Seat Unit weight: 42 LB 19.1 KG Carton weight: 51 LB 23.13 KG Carton volume: 10.5 FT³ 0.29 MT³</p>	List price MVL2811 824 Luxhide bonded leather or fabric (previously MVL2811F)																																			
	<table border="1"> <thead> <tr> <th rowspan="2"></th> <th colspan="3">OVERALL DIMENSIONS</th> <th colspan="3">SEAT DIMENSIONS</th> <th colspan="2">BACK DIMENSIONS</th> </tr> <tr> <th>W</th> <th>D</th> <th>H</th> <th>W</th> <th>D</th> <th>H</th> <th>W</th> <th>H</th> </tr> </thead> <tbody> <tr> <td>IN</td> <td>26</td> <td>26.5</td> <td>39.5</td> <td>20</td> <td>18.5</td> <td>16.5-21.5</td> <td>19.5</td> <td>20.5</td> </tr> <tr> <td>MM</td> <td>660</td> <td>673</td> <td>1003</td> <td>508</td> <td>470</td> <td>419-546</td> <td>495</td> <td>521</td> </tr> </tbody> </table>		OVERALL DIMENSIONS			SEAT DIMENSIONS			BACK DIMENSIONS		W	D	H	W	D	H	W	H	IN	26	26.5	39.5	20	18.5	16.5-21.5	19.5	20.5	MM	660	673	1003	508	470	419-546	495	521
			OVERALL DIMENSIONS			SEAT DIMENSIONS			BACK DIMENSIONS																											
		W	D	H	W	D	H	W	H																											
	IN	26	26.5	39.5	20	18.5	16.5-21.5	19.5	20.5																											
MM	660	673	1003	508	470	419-546	495	521																												
Ergonomic features: A, B, C, D, H, L, M, N	RTA 2 courier 1 per carton																																			
	 																																			
 <p>Multi-Tilter, Uph Back and Seat Unit weight: 47 LB 21.4 KG Carton weight: 56 LB 25.4 KG Carton volume: 10.5 FT³ 0.29 MT³</p>	List price MVL2813 892 Luxhide bonded leather or fabric (previously MVL2813F)																																			
	<table border="1"> <thead> <tr> <th rowspan="2"></th> <th colspan="3">OVERALL DIMENSIONS</th> <th colspan="3">SEAT DIMENSIONS</th> <th colspan="2">BACK DIMENSIONS</th> </tr> <tr> <th>W</th> <th>D</th> <th>H</th> <th>W</th> <th>D</th> <th>H</th> <th>W</th> <th>H</th> </tr> </thead> <tbody> <tr> <td>IN</td> <td>26</td> <td>27</td> <td>39.5</td> <td>20</td> <td>18.5</td> <td>17.5-22.5</td> <td>19.5</td> <td>20</td> </tr> <tr> <td>MM</td> <td>660</td> <td>686</td> <td>1003</td> <td>508</td> <td>470</td> <td>445-572</td> <td>495</td> <td>508</td> </tr> </tbody> </table>		OVERALL DIMENSIONS			SEAT DIMENSIONS			BACK DIMENSIONS		W	D	H	W	D	H	W	H	IN	26	27	39.5	20	18.5	17.5-22.5	19.5	20	MM	660	686	1003	508	470	445-572	495	508
			OVERALL DIMENSIONS			SEAT DIMENSIONS			BACK DIMENSIONS																											
		W	D	H	W	D	H	W	H																											
	IN	26	27	39.5	20	18.5	17.5-22.5	19.5	20																											
MM	660	686	1003	508	470	445-572	495	508																												
Ergonomic features: A, B, C, D, F, G, H, M, N, S	RTA 2 courier 1 per carton																																			
	 																																			

DESCRIPTION MODEL# / FEATURES



Tilter, Uph Back and Seat
 Unit weight: 40 LB | 18.2 KG
 Carton weight: 49 LB | 22.23 KG
 Carton volume: 10.5 FT³ | 0.29 MT³

List price

MVL2814 791
 Luxhide bonded leather
 or fabric (previously MVL2814F)

	OVERALL DIMENSIONS			SEAT DIMENSIONS			BACK DIMENSIONS	
	W	D	H	W	D	H	W	H
IN	26	26.5	38.5	20	18.5	16.5-21.5	19.5	20.5
MM	660	673	978	508	470	419-546	495	521

Ergonomic features:
 A, B, C, D, E, H, M, N, S



1 per carton



Task, Uph Back and Seat
 Unit weight: 32 LB | 14.5 KG
 Carton weight: 41 LB | 18.6 KG
 Carton volume: 10.5 FT³ | 0.29 MT³

List price

MVL2816 732
 Luxhide bonded leather
 or fabric (previously MVL2816F)

	OVERALL DIMENSIONS			SEAT DIMENSIONS			BACK DIMENSIONS	
	W	D	H	W	D	H	W	H
IN	26	26.5	37	20	18.5	16-21	19.5	20.5
MM	660	673	940	508	470	406-533	495	521

Ergonomic features:
 C, D, E, H, M, N



1 per carton



Armless Height Adjustable, Uph Back and Seat
 Unit weight: 31 LB | 14.1 KG
 Carton weight: 40 LB | 18.14 KG
 Carton volume: 10.5 FT³ | 0.29 MT³

List price

MVL2817 821
 Luxhide bonded leather
 or fabric (previously MVL2817F)

	OVERALL DIMENSIONS			SEAT DIMENSIONS			BACK DIMENSIONS	
	W	D	H	W	D	H	W	H
IN	20	26.5	48	20	18.5	23-33	19.5	20.5
MM	508	673	1219	508	470	584-838	495	521

Ergonomic features:
 C, D, M, N



1 per carton



Height Adjustable w/Arms, Uph Back and Seat
 Unit weight: 37 LB | 16.8 KG
 Carton weight: 46 LB | 20.87 KG
 Carton volume: 10.5 FT³ | 0.29 MT³

List price

MVL2818 942
 Luxhide bonded leather
 or fabric (previously MVL2818F)

	OVERALL DIMENSIONS			SEAT DIMENSIONS			BACK DIMENSIONS	
	W	D	H	W	D	H	W	H
IN	26	26.5	48	20	18.5	23-33	19.5	20.5
MM	660	673	1219	508	470	584-838	495	521

Ergonomic features:
 C, D, H, M, N



1 per carton



Guest Chair, Uph Back and Seat
 Unit weight: 20 LB | 9.1 KG
 Carton weight: 26 LB | 11.79 KG
 Carton volume: 13.5 FT³ | 0.38 MT³

List price

MVL2819 628
 Luxhide bonded leather
 or fabric (previously MVL2819F)

Stacks 5 high.

	OVERALL DIMENSIONS			SEAT DIMENSIONS			BACK DIMENSIONS	
	W	D	H	W	D	H	W	H
IN	25.25	24	34.5	19.5	18	17.5	19	17
MM	641	610	876	495	457	445	483	432







Back exterior upholstered
 in Jenny, Ebony (JN02).



Ergonomic features:
 M, N







1 per carton







DESCRIPTION	MODEL# / FEATURES																																				
 <p>Guest Chair w/Casters, Uph Back and Seat Unit weight: 20 LB 9.1 KG Carton weight: 26 LB 11.79 KG Carton volume: 13.5 FT³ 0.38 MT³</p>	List price																																				
	MVL2819C	735																																			
	Luxhide bonded leather or fabric (previously MVL2819CF)																																				
	<table border="1"> <thead> <tr> <th rowspan="2"></th> <th colspan="3">OVERALL DIMENSIONS</th> <th colspan="3">SEAT DIMENSIONS</th> <th colspan="2">BACK DIMENSIONS</th> </tr> <tr> <th>W</th> <th>D</th> <th>H</th> <th>W</th> <th>D</th> <th>H</th> <th>W</th> <th>H</th> </tr> </thead> <tbody> <tr> <td>IN</td> <td>25.25</td> <td>24</td> <td>34.5</td> <td>19.5</td> <td>18</td> <td>17.5</td> <td>19</td> <td>17</td> </tr> <tr> <td>MM</td> <td>641</td> <td>610</td> <td>876</td> <td>495</td> <td>457</td> <td>445</td> <td>483</td> <td>432</td> </tr> </tbody> </table>			OVERALL DIMENSIONS			SEAT DIMENSIONS			BACK DIMENSIONS		W	D	H	W	D	H	W	H	IN	25.25	24	34.5	19.5	18	17.5	19	17	MM	641	610	876	495	457	445	483	432
	OVERALL DIMENSIONS			SEAT DIMENSIONS			BACK DIMENSIONS																														
	W	D	H	W	D	H	W	H																													
IN	25.25	24	34.5	19.5	18	17.5	19	17																													
MM	641	610	876	495	457	445	483	432																													
	<p>Back exterior upholstered in Jenny, Ebony (JN02).</p> <p>Ergonomic features: M, N</p> <p>RTA 00 1 per carton</p> <p>CANADA CERTIFIED</p>																																				
 <p>Synchro-Tilter, Mesh Back and Seat Unit weight: 42 LB 19.1 KG Carton weight: 51 LB 23.13 KG Carton volume: 10.5 FT³ 0.29 MT³</p>	List price																																				
	MVL2821	781																																			
	Black mesh																																				
	<table border="1"> <thead> <tr> <th rowspan="2"></th> <th colspan="3">OVERALL DIMENSIONS</th> <th colspan="3">SEAT DIMENSIONS</th> <th colspan="2">BACK DIMENSIONS</th> </tr> <tr> <th>W</th> <th>D</th> <th>H</th> <th>W</th> <th>D</th> <th>H</th> <th>W</th> <th>H</th> </tr> </thead> <tbody> <tr> <td>IN</td> <td>26</td> <td>26.5</td> <td>39.5</td> <td>20</td> <td>18.5</td> <td>16.5-21.5</td> <td>19.5</td> <td>20.5</td> </tr> <tr> <td>MM</td> <td>660</td> <td>673</td> <td>1003</td> <td>508</td> <td>470</td> <td>419-546</td> <td>495</td> <td>521</td> </tr> </tbody> </table>			OVERALL DIMENSIONS			SEAT DIMENSIONS			BACK DIMENSIONS		W	D	H	W	D	H	W	H	IN	26	26.5	39.5	20	18.5	16.5-21.5	19.5	20.5	MM	660	673	1003	508	470	419-546	495	521
	OVERALL DIMENSIONS			SEAT DIMENSIONS			BACK DIMENSIONS																														
	W	D	H	W	D	H	W	H																													
IN	26	26.5	39.5	20	18.5	16.5-21.5	19.5	20.5																													
MM	660	673	1003	508	470	419-546	495	521																													
	<p>Ergonomic features: A, B, C, D, H, L, M</p> <p>RTA 2 courier 1 per carton</p> <p>ENGINEERED TESTER ASSEMBLED CINCPA TESTE MONTÉ CERTIFIED</p>																																				
 <p>Multi-Tilter, Mesh Back and Seat Unit weight: 47 LB 21.4 KG Carton weight: 56 LB 25.4 KG Carton volume: 10.5 FT³ 0.29 MT³</p>	List price																																				
	MVL2823	846																																			
	Black mesh																																				
	<table border="1"> <thead> <tr> <th rowspan="2"></th> <th colspan="3">OVERALL DIMENSIONS</th> <th colspan="3">SEAT DIMENSIONS</th> <th colspan="2">BACK DIMENSIONS</th> </tr> <tr> <th>W</th> <th>D</th> <th>H</th> <th>W</th> <th>D</th> <th>H</th> <th>W</th> <th>H</th> </tr> </thead> <tbody> <tr> <td>IN</td> <td>26</td> <td>27</td> <td>39.5</td> <td>20</td> <td>18.5</td> <td>17.5-22.5</td> <td>19.5</td> <td>20</td> </tr> <tr> <td>MM</td> <td>660</td> <td>686</td> <td>1003</td> <td>508</td> <td>470</td> <td>445-572</td> <td>495</td> <td>508</td> </tr> </tbody> </table>			OVERALL DIMENSIONS			SEAT DIMENSIONS			BACK DIMENSIONS		W	D	H	W	D	H	W	H	IN	26	27	39.5	20	18.5	17.5-22.5	19.5	20	MM	660	686	1003	508	470	445-572	495	508
	OVERALL DIMENSIONS			SEAT DIMENSIONS			BACK DIMENSIONS																														
	W	D	H	W	D	H	W	H																													
IN	26	27	39.5	20	18.5	17.5-22.5	19.5	20																													
MM	660	686	1003	508	470	445-572	495	508																													
	<p>Ergonomic features: A, B, C, D, F, G, H, M, S</p> <p>RTA 2 courier 1 per carton</p> <p>ENGINEERED TESTER ASSEMBLED CINCPA TESTE MONTÉ CERTIFIED</p>																																				
 <p>Tilter, Mesh Back and Seat Unit weight: 40 LB 18.2 KG Carton weight: 49 LB 22.23 KG Carton volume: 10.5 FT³ 0.29 MT³</p>	List price																																				
	MVL2824	750																																			
	Black mesh																																				
	<table border="1"> <thead> <tr> <th rowspan="2"></th> <th colspan="3">OVERALL DIMENSIONS</th> <th colspan="3">SEAT DIMENSIONS</th> <th colspan="2">BACK DIMENSIONS</th> </tr> <tr> <th>W</th> <th>D</th> <th>H</th> <th>W</th> <th>D</th> <th>H</th> <th>W</th> <th>H</th> </tr> </thead> <tbody> <tr> <td>IN</td> <td>26</td> <td>26.5</td> <td>38.5</td> <td>20</td> <td>18.5</td> <td>16.5-21.5</td> <td>19.5</td> <td>20.5</td> </tr> <tr> <td>MM</td> <td>660</td> <td>673</td> <td>978</td> <td>508</td> <td>470</td> <td>419-546</td> <td>495</td> <td>521</td> </tr> </tbody> </table>			OVERALL DIMENSIONS			SEAT DIMENSIONS			BACK DIMENSIONS		W	D	H	W	D	H	W	H	IN	26	26.5	38.5	20	18.5	16.5-21.5	19.5	20.5	MM	660	673	978	508	470	419-546	495	521
	OVERALL DIMENSIONS			SEAT DIMENSIONS			BACK DIMENSIONS																														
	W	D	H	W	D	H	W	H																													
IN	26	26.5	38.5	20	18.5	16.5-21.5	19.5	20.5																													
MM	660	673	978	508	470	419-546	495	521																													
	<p>Ergonomic features: A, B, C, D, E, H, M, S</p> <p>RTA 2 courier 1 per carton</p> <p>ENGINEERED TESTER ASSEMBLED CINCPA TESTE MONTÉ CERTIFIED</p>																																				
 <p>Task, Mesh Back and Seat Unit weight: 32 LB 14.5 KG Carton weight: 41 LB 18.6 KG Carton volume: 10.5 FT³ 0.29 MT³</p>	List price																																				
	MVL2826	686																																			
	Black mesh																																				
	<table border="1"> <thead> <tr> <th rowspan="2"></th> <th colspan="3">OVERALL DIMENSIONS</th> <th colspan="3">SEAT DIMENSIONS</th> <th colspan="2">BACK DIMENSIONS</th> </tr> <tr> <th>W</th> <th>D</th> <th>H</th> <th>W</th> <th>D</th> <th>H</th> <th>W</th> <th>H</th> </tr> </thead> <tbody> <tr> <td>IN</td> <td>26</td> <td>26.5</td> <td>37</td> <td>20</td> <td>18.5</td> <td>16-21</td> <td>19.5</td> <td>20.5</td> </tr> <tr> <td>MM</td> <td>660</td> <td>673</td> <td>940</td> <td>508</td> <td>470</td> <td>406-533</td> <td>495</td> <td>521</td> </tr> </tbody> </table>			OVERALL DIMENSIONS			SEAT DIMENSIONS			BACK DIMENSIONS		W	D	H	W	D	H	W	H	IN	26	26.5	37	20	18.5	16-21	19.5	20.5	MM	660	673	940	508	470	406-533	495	521
	OVERALL DIMENSIONS			SEAT DIMENSIONS			BACK DIMENSIONS																														
	W	D	H	W	D	H	W	H																													
IN	26	26.5	37	20	18.5	16-21	19.5	20.5																													
MM	660	673	940	508	470	406-533	495	521																													
	<p>Ergonomic features: C, D, E, H, M</p> <p>RTA 2 courier 1 per carton</p> <p>ENGINEERED TESTER ASSEMBLED CINCPA TESTE MONTÉ CERTIFIED</p>																																				
 <p>Armless Height Adjustable, Mesh Back and Seat Unit weight: 31 LB 14.1 KG Carton weight: 40 LB 18.14 KG Carton volume: 10.5 FT³ 0.29 MT³</p>	List price																																				
	MVL2827	779																																			
	Black mesh																																				
	<table border="1"> <thead> <tr> <th rowspan="2"></th> <th colspan="3">OVERALL DIMENSIONS</th> <th colspan="3">SEAT DIMENSIONS</th> <th colspan="2">BACK DIMENSIONS</th> </tr> <tr> <th>W</th> <th>D</th> <th>H</th> <th>W</th> <th>D</th> <th>H</th> <th>W</th> <th>H</th> </tr> </thead> <tbody> <tr> <td>IN</td> <td>20</td> <td>26.5</td> <td>48</td> <td>20</td> <td>18.5</td> <td>23-33</td> <td>19.5</td> <td>20.5</td> </tr> <tr> <td>MM</td> <td>508</td> <td>673</td> <td>1219</td> <td>508</td> <td>470</td> <td>584-838</td> <td>495</td> <td>521</td> </tr> </tbody> </table>			OVERALL DIMENSIONS			SEAT DIMENSIONS			BACK DIMENSIONS		W	D	H	W	D	H	W	H	IN	20	26.5	48	20	18.5	23-33	19.5	20.5	MM	508	673	1219	508	470	584-838	495	521
	OVERALL DIMENSIONS			SEAT DIMENSIONS			BACK DIMENSIONS																														
	W	D	H	W	D	H	W	H																													
IN	20	26.5	48	20	18.5	23-33	19.5	20.5																													
MM	508	673	1219	508	470	584-838	495	521																													
	<p>Ergonomic features: C, D, M</p> <p>RTA 2 courier 1 per carton</p> <p>ENGINEERED TESTER ASSEMBLED CINCPA TESTE MONTÉ CERTIFIED</p>																																				

DESCRIPTION	MODEL# / FEATURES	List price									
 <p>Height Adjustable w/Arms, Mesh Back and Seat Unit weight: 37 LB 16.8 KG Carton weight: 46 LB 20.87 KG Carton volume: 10.5 FT³ 0.29 MT³</p>	<p>MVL2828 Black mesh</p> <p>Ergonomic features: C, D, H, M</p>	901									
		OVERALL DIMENSIONS			SEAT DIMENSIONS			BACK DIMENSIONS			
		W	D	H	W	D	H	W	H		
IN 26 MM 660	26.5 673	48 1219	20 508	18.5 470	23-33 584-838	19.5 495	20.5 521				
		<p>RTA 2</p>		<p>courier</p>		<p>1 per carton</p>		<p>ENGINEERED TO BE TESTED ASSEMBLED SINCE TESTE MONTÉ</p>			

DESCRIPTION	MODEL# / FEATURES	List price									
 <p>Armless Guest Chair, Mesh Back and Uph Seat Unit weight: 19 LB 8.6 KG Carton weight: 25 LB 11.34 KG Carton volume: 13 FT³ 0.36 MT³</p>	<p>MVL2831 Luxhide bonded leather or fabric (previously MVL2831F)</p> <p>Stacks 5 high.</p> <p>Ergonomic features: M, N</p>	498									
		OVERALL DIMENSIONS			SEAT DIMENSIONS			BACK DIMENSIONS			
		W	D	H	W	D	H	W	H		
IN 20 MM 508	24 610	34.5 876	19.5 495	18 457	17.5 445	19 483	17 432				
		<p>RTA 00</p>		<p>1 per carton</p>		<p>CANADA</p>					

DESCRIPTION	MODEL# / FEATURES	List price									
 <p>Armless Guest Chair w/Casters, Mesh Back and Uph Seat Unit weight: 19 LB 8.6 KG Carton weight: 25 LB 11.34 KG Carton volume: 13 FT³ 0.36 MT³</p>	<p>MVL2831C Luxhide bonded leather or fabric (previously MVL2831CF)</p> <p>Ergonomic features: M, N</p>	611									
		OVERALL DIMENSIONS			SEAT DIMENSIONS			BACK DIMENSIONS			
		W	D	H	W	D	H	W	H		
IN 20 MM 508	24 610	34.5 876	19.5 495	18 457	17.5 445	19 483	17 432				
		<p>RTA 00</p>		<p>1 per carton</p>		<p>CANADA</p>					

DESCRIPTION	MODEL# / FEATURES	List price									
 <p>Armless Guest Bar Stool, Mesh Back and Uph Seat Unit weight: 24 LB 10.9 KG Carton weight: 34 LB 15.42 KG Carton volume: 15.75 FT³ 0.44 MT³</p>	<p>MVL2831BSMU Luxhide bonded leather or fabric</p> <p>Ergonomic features: M, N</p>	755									
		OVERALL DIMENSIONS			SEAT DIMENSIONS			BACK DIMENSIONS			
		W	D	H	W	D	H	W	H		
IN 20.75 MM 527	25.75 654	45 1143	19.5 495	17.5 445	28.5 724	18.5 470	16.5 419				
		<p>RTA 00</p>		<p>1 per carton</p>		<p>CANADA</p>					

DESCRIPTION	MODEL# / FEATURES	List price									
 <p>Armless Guest Bar Stool, Uph Back and Seat Unit weight: 24 LB 10.9 KG Carton weight: 34 LB 15.42 KG Carton volume: 15.75 FT³ 0.44 MT³</p>	<p>MVL2831BSUU Luxhide bonded leather or fabric</p> <p>Ergonomic features: M, N</p>	853									
		OVERALL DIMENSIONS			SEAT DIMENSIONS			BACK DIMENSIONS			
		W	D	H	W	D	H	W	H		
IN 20.75 MM 527	25.75 654	45 1143	19.5 495	18.5 470	28.5 724	18.5 470	16.5 419				
		<p>RTA 00</p>		<p>1 per carton</p>		<p>CANADA</p>					

DESCRIPTION MODEL# / FEATURES



Armless Guest Chair, Uph Back and Seat

Unit weight: 20 LB | 9.1 KG
 Carton weight: 26 LB | 11.79 KG
 Carton volume: 13 FT³ | 0.36 MT³

List price

MVL2832 591
 Luxhide bonded leather
 or fabric (previously MVL2832F)

Stacks 5 high.

Back exterior upholstered
 in Jenny, Ebony (JN02).


Ergonomic features:
 M, N

	OVERALL DIMENSIONS			SEAT DIMENSIONS			BACK DIMENSIONS	
	W	D	H	W	D	H	W	H

IN	20	24	34.5	19.5	18	17.5	19	17
MM	508	610	876	495	457	445	483	432

RTA 00

1 per carton



Armless Guest Chair w/Casters, Uph Back and Seat

Unit weight: 20 LB | 9.1 KG
 Carton weight: 26 LB | 11.79 KG
 Carton volume: 13 FT³ | 0.36 MT³

List price

MVL2832C 697
 Luxhide bonded leather
 or fabric (previously MVL2832CF)

Back exterior upholstered
 in Jenny, Ebony (JN02).

Ergonomic features:
 M, N

	OVERALL DIMENSIONS			SEAT DIMENSIONS			BACK DIMENSIONS	
	W	D	H	W	D	H	W	H

IN	20	24	34.5	19.5	18	17.5	19	17
MM	508	610	876	495	457	445	483	432

RTA 00

1 per carton



JAVA



model **OTG10902**

STANDARD FEATURES

- Tilter chair with durable rear shroud.
- Flared fixed loop arms.
- Black frame and Black spider base.
- Dual wheel carpet casters (C65) are standard.
- Only available in Black mesh fabric (MS20) seat with contrasting Grey mesh back.
- Compliant with the emissions guidelines set by the GREENGUARD Environmental Institute.
- Limited Lifetime Warranty (2-year exceptions apply - see page 131).
- Weight capacity for this series is 300 lbs.

CHAIR ADJUSTMENTS

- Center tilt with upright position tilt lock.
- Tilt tension adjustment.
- Pneumatic seat height adjustment.

OPTIONAL FEATURES

- Hard surface flooring casters (**C65R**) can be purchased separately. Add \$96/set.

DESCRIPTION

MODEL# / FEATURES



High Back Tilter

Unit weight: 28 LB | 12.7 KG
 Carton weight: 28 LB | 12.7 KG
 Carton volume: 3.4 FT³ | 0.09 MT³

		List price						
OTG10902		383						
OVERALL DIMENSIONS			SEAT DIMENSIONS			BACK DIMENSIONS		
	W	D	H	W	D	H	W	H
IN	24	23	39	19.5	17	17-21	18	20
MM	610	584	991	495	432	432-533	457	508
Ergonomic features:		RTA 8		courier		1 per carton		
A, B, C, M, N, S								

KAYSEE



model OTG12112B

STANDARD FEATURES

- Mesh high back tilter chair.
- Standard with height adjustable T-arms with self-skinned urethane (SSU) armcaps.
- Black base with dual wheel carpet casters (C1) are standard.
- Only available with Black Luxhide bonded leather seat and Black mesh back.
- Compliant with the emissions guidelines set by the GREENGUARD Environmental Institute.
- Limited Lifetime Warranty (2-year exceptions apply - see page 131).
- Weight capacity for this series is 300 lbs.

CHAIR ADJUSTMENTS

- Center tilt with upright position tilt lock.
- Tilt tension adjustment.
- Height adjustable flexible lumbar support.
- Pneumatic seat height adjustment.

OPTIONAL FEATURES

- Hard surface flooring casters (C9R) can be purchased separately. Add \$96/set.

DESCRIPTION

MODEL# / FEATURES



High Back Tilter

Unit weight: 40 LB | 18.14 KG
 Carton weight: 40 LB | 18.14 KG
 Carton volume: 4.1 FT³ | 0.11 MT³

Ergonomic features:
 A, B, C, D, H, M, N, S

List price

OTG12112B

458

OVERALL DIMENSIONS

	W	D	H
IN	25	24	41
MM	635	610	1041

SEAT DIMENSIONS

	W	D	H
	20	18	16.5-20.5
	508	457	419-521

BACK DIMENSIONS

	W	H
	18	22
	457	559

RTA 8



1 per carton



KAZAN



model OTG11670B

STANDARD FEATURES

- Unique design by Zoocy Chu.
- Comfortable multi-segmented cushions with deep padding.
- Double needle decorative stitch details.
- Fully upholstered arms.
- Dual wheel carpet casters (C65) are standard
- Seating surfaces are upholstered in Black Luxhide bonded leather.
- Compliant with the emissions guidelines set by the GREENGUARD Environmental Institute.
- Limited Lifetime Warranty (2-year exceptions apply - see page 131).
- Weight capacity for this series is 300 lbs.

CHAIR ADJUSTMENTS

- Center tilt with upright position tilt lock.
- Tilt tension adjustment.
- Pneumatic seat height adjustment.

OPTIONAL FEATURES

- Hard surface flooring casters (C65R) can be purchased separately. Add \$96/set.

DESCRIPTION

MODEL# / FEATURES



High Back Tilter

Unit weight: 60 LB | 27.21 KG
 Carton weight: 60 LB | 27.22 KG
 Carton volume: 8 FT³ | 0.22 MT³

Ergonomic features:
 A, B, C, M, N, S

List price

OTG11670B

750

OVERALL DIMENSIONS

	W	D	H
IN	25.5	29.5	46
MM	648	749	1168

SEAT DIMENSIONS

	W	D	H
	21.5	20	17-21
	546	508	432-533

BACK DIMENSIONS

	W	H
	17.5	27.5
	445	699

RTA 8



1 per carton






KYLIE



model OTG11355C

STANDARD FEATURES

- Lightweight multi-purpose stacking chairs.
- Durable and easy to clean reinforced polypropylene.
- Stackable up to 4 high on floor.
- Stackable up to 8 high on dolly (OTG6756).
- Available in Cadet (C), Grey (G) and White (W).
- Integrated non-slip glides.
- Shipped assembled (3 in a carton).
- Compliant with the emissions guidelines set by the GREENGUARD Environmental Institute.
- Limited Lifetime Warranty (2-year exceptions apply - see page 131).
- Weight capacity for this series is 300 lbs.

DESCRIPTION	MODEL# / FEATURES	List price								
 <p>Armless Stacking Chair Unit weight: 11.67 LB 5.29 KG Carton weight: 11.67 LB 5.29 KG Carton volume: 11 FT³ 0.31 MT</p>	<p>OTG11355C OTG11355G OTG11355W</p>	250								
	Stacks 4 high on floor.	OVERALL DIMENSIONS			SEAT DIMENSIONS			BACK DIMENSIONS		
		W	D	H	W	D	H	W	H	
	IN 19	20	32	15.75	17	18	19	13.5		
	MM 483	508	813	400	432	457	483	343		
	RTA 00		3 per carton (pricing and specifications are for one chair)							
		List price								
	OTG6756	390								
 <p>Dolly Unit weight: 10 LB 4.5 KG Carton weight: 11 LB 4.99 KG Carton volume: 2.4 FT³ 0.06 MT</p>	Stacks 8 high on dolly.	OVERALL DIMENSIONS			SEAT DIMENSIONS			BACK DIMENSIONS		
		W	D	H	W	D	H	W	H	
	IN 20.75	23	9.25	-	-	-	-	-		
	MM 527	584	235	-	-	-	-	-		
	RTA 00		1 per carton							

LITE-LIFT





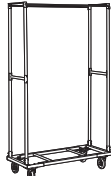

model OTG11674



STANDARD FEATURES

- Multi-purpose folding chair.
- Lightweight, durable, portable and easy to clean.
- Folds flat for compact storage.
- Molded plastic seat and back in Oyster Grey only.
- Strong steel frame in Charcoal colour with epoxy coating.
- Stackable up to 25 high on dolly (MVL2776). Chairs must be aligned in the same direction.
- Shipped fully assembled.
- Limited Lifetime Warranty (1-year exceptions apply - see page 131).
- Weight capacity for this series is 200 lbs.

For complementary Lite-Lift folding tables, see page 107.

DESCRIPTION		MODEL# / FEATURES																															
 <p>Armless Folding Chairs - Set of 4 Unit weight: 54 LB 24.49 KG Carton weight: 54 LB 24.49 KG Carton volume: 5.23 FT³ 0.14 MT³</p>	<p>OTG11674</p>	List price																															
		493																															
		<table border="1"> <thead> <tr> <th colspan="3">OVERALL DIMENSIONS</th> <th colspan="3">SEAT DIMENSIONS</th> <th colspan="2">BACK DIMENSIONS</th> </tr> <tr> <th>W</th> <th>D</th> <th>H</th> <th>W</th> <th>D</th> <th>H</th> <th>W</th> <th>H</th> </tr> </thead> <tbody> <tr> <td>IN 19</td> <td>22</td> <td>33.5</td> <td>16</td> <td>17</td> <td>17.5</td> <td>18.5</td> <td>17</td> </tr> <tr> <td>MM 483</td> <td>559</td> <td>851</td> <td>406</td> <td>432</td> <td>445</td> <td>470</td> <td>432</td> </tr> </tbody> </table>		OVERALL DIMENSIONS			SEAT DIMENSIONS			BACK DIMENSIONS		W	D	H	W	D	H	W	H	IN 19	22	33.5	16	17	17.5	18.5	17	MM 483	559	851	406	432	445
OVERALL DIMENSIONS			SEAT DIMENSIONS			BACK DIMENSIONS																											
W	D	H	W	D	H	W	H																										
IN 19	22	33.5	16	17	17.5	18.5	17																										
MM 483	559	851	406	432	445	470	432																										
<p>RTA 00  1 carton (pricing is for the set, specifications are for one chair)</p>																																	
 <p>Dolly Unit weight: 43 LB 19.5 KG Carton weight: 48 LB 21.77 KG Carton volume: 3.08 FT³ 0.08 MT³</p>	<p>MVL2776</p> <p>Stacks OTG11674 chairs horizontally in the same direction, up to 25 high.</p>	List price																															
		544																															
		<table border="1"> <thead> <tr> <th colspan="3">OVERALL DIMENSIONS</th> <th colspan="3">SEAT DIMENSIONS</th> <th colspan="2">BACK DIMENSIONS</th> </tr> <tr> <th>W</th> <th>D</th> <th>H</th> <th>W</th> <th>D</th> <th>H</th> <th>W</th> <th>H</th> </tr> </thead> <tbody> <tr> <td>IN 18.5</td> <td>43.5</td> <td>74.75</td> <td>-</td> <td>-</td> <td>-</td> <td>-</td> <td>-</td> </tr> <tr> <td>MM 470</td> <td>1105</td> <td>1899</td> <td>-</td> <td>-</td> <td>-</td> <td>-</td> <td>-</td> </tr> </tbody> </table>		OVERALL DIMENSIONS			SEAT DIMENSIONS			BACK DIMENSIONS		W	D	H	W	D	H	W	H	IN 18.5	43.5	74.75	-	-	-	-	-	MM 470	1105	1899	-	-	-
OVERALL DIMENSIONS			SEAT DIMENSIONS			BACK DIMENSIONS																											
W	D	H	W	D	H	W	H																										
IN 18.5	43.5	74.75	-	-	-	-	-																										
MM 470	1105	1899	-	-	-	-	-																										
<p>RTA 6  1 per carton</p>																																	

LUMI



model OTG11357

STANDARD FEATURES

- High transparency mesh back synchro-tilter chair.
- Features a contoured back frame and a thick seat cushion.
- Standard with height adjustable T-arms with sliding (depth) and rotating armcaps.
- Mesh back is available in Grey only.
- Dual wheel carpet casters (C1) are standard.
- Seating surfaces can be upholstered in all Global grade 1 seating textiles or in Luxhide bonded leather (see page 127).
- Compliant with the emissions guidelines set by the GREENGUARD Environmental Institute.
- Limited Lifetime Warranty (5-year exceptions apply - see page 131).
- Weight capacity for this series is 300 lbs.

CHAIR ADJUSTMENTS

- Synchro tilt with multi position tilt lock.
- Tilt tension adjustment.
- Pneumatic seat height adjustment.

OPTIONAL FEATURES

- Hard surface flooring casters (C9R) can be purchased separately. Add \$96/set.

DESCRIPTION

MODEL# / FEATURES



Synchro-Tilter, Mesh Back and Uph Seat

Unit weight: 32.5 LB | 14.8 KG
 Carton weight: 37 LB | 16.78 KG
 Carton volume: 4.6 FT³ | 0.13 MT³

Ergonomic features:
 A, B, C, H, L, M, N, R

List price

OTG11357

583

OVERALL DIMENSIONS			SEAT DIMENSIONS			BACK DIMENSIONS		
	W	D	H	W	D	H	W	H
IN	25.75	24	38.75	19	18	17.75-21.75	18.5	19.5
MM	654	610	984	483	457	451-552	470	495



1 per carton



M-TASK



model MVL2911



model MVL2914

STANDARD FEATURES

- Full function ergonomic seating. Canadian made.
- Slim profile with highly contoured back and waterfall seat front.
- Available with two different mechanism options: synchro-tilter and multi-tilter.
- Standard with height and width adjustable T-arms with durable self-skinned urethane (SSU) armcaps.
- Dual wheel carpet casters (C1) are standard.
- MVL2912 and MVL2914 feature a height and angle adjustable headrest.
- Seating surfaces can be upholstered in Luxhide bonded leather (various colours) or in all Global grade 1 seating textiles (see page 127).
- Compliant with the emissions guidelines set by the GREENGUARD Environmental Institute.
- Limited Lifetime Warranty (5-year exceptions apply - see page 131).
- Weight capacity for this series is 300 lbs.

CHAIR ADJUSTMENTS




- **Synchro-tilter chairs**
 - Synchro tilt with multi-position tilt lock.
 - Tilt tension adjustment.
 - Ratchet back height adjustment.
 - Pneumatic seat height adjustment.
- **Multi-tilter chairs**
 - Center tilt with infinite position tilt lock.
 - Tilt tension adjustment.
 - Independent back and seat angle adjustment.
 - Forward seat angle adjustment.
 - Ratchet back height adjustment.
 - Sliding seat depth adjustment.
 - Pneumatic seat height adjustment.


OPTIONAL FEATURES


- For hard surface flooring casters, please specify (C9R). Add \$21/set.


ALTERNATE TEXTILE OPTIONS

- Graded-in textiles are available. No minimum quantities. Contact Customer Service for pricing.
- Bantam is a durable, bleach cleanable (9:1) vinyl, but due to the stiff nature of the textile, this vinyl is prone to bunching and will not upholster as smoothly as other coverings in this series.

DESCRIPTION	MODEL# / FEATURES																																
 <p>High Back Synchro-Tilter Unit weight: 44 LB 20 KG Carton weight: 56 LB 25.4 KG Carton volume: 10.5 FT³ 0.29 MT³</p>	<p>List price</p> <p>MVL2911 798 Luxhide bonded leather or fabric (previously MVL2911F)</p> <table border="1"> <thead> <tr> <th colspan="3">OVERALL DIMENSIONS</th> <th colspan="3">SEAT DIMENSIONS</th> <th colspan="2">BACK DIMENSIONS</th> </tr> <tr> <th>W</th> <th>D</th> <th>H</th> <th>W</th> <th>D</th> <th>H</th> <th>W</th> <th>H</th> </tr> </thead> <tbody> <tr> <td>IN 25</td> <td>23</td> <td>40.5</td> <td>20.5</td> <td>17.5</td> <td>16.5-21.5</td> <td>19</td> <td>22</td> </tr> <tr> <td>MM 635</td> <td>584</td> <td>1029</td> <td>521</td> <td>445</td> <td>419-546</td> <td>483</td> <td>559</td> </tr> </tbody> </table> <p>Ergonomic features: A, B, C, D, H, L, M, N, Q</p> <p>RTA 2 courier 1 per carton CANADA GREENGUARD</p>	OVERALL DIMENSIONS			SEAT DIMENSIONS			BACK DIMENSIONS		W	D	H	W	D	H	W	H	IN 25	23	40.5	20.5	17.5	16.5-21.5	19	22	MM 635	584	1029	521	445	419-546	483	559
	OVERALL DIMENSIONS			SEAT DIMENSIONS			BACK DIMENSIONS																										
W	D	H	W	D	H	W	H																										
IN 25	23	40.5	20.5	17.5	16.5-21.5	19	22																										
MM 635	584	1029	521	445	419-546	483	559																										
 <p>Executive Back Synchro-Tilter w/Adj. Headrest Unit weight: 49 LB 22.3 KG Carton weight: 62 LB 28.12 KG Carton volume: 11 FT³ 0.31 MT³</p>	<p>List price</p> <p>MVL2912 911 Luxhide bonded leather or fabric (previously MVL2912F)</p> <table border="1"> <thead> <tr> <th colspan="3">OVERALL DIMENSIONS</th> <th colspan="3">SEAT DIMENSIONS</th> <th colspan="2">BACK DIMENSIONS</th> </tr> <tr> <th>W</th> <th>D</th> <th>H</th> <th>W</th> <th>D</th> <th>H</th> <th>W</th> <th>H</th> </tr> </thead> <tbody> <tr> <td>IN 25</td> <td>23</td> <td>48</td> <td>20.5</td> <td>17.5</td> <td>16.5-21.5</td> <td>19</td> <td>29</td> </tr> <tr> <td>MM 635</td> <td>584</td> <td>1219</td> <td>521</td> <td>445</td> <td>419-546</td> <td>483</td> <td>737</td> </tr> </tbody> </table> <p>Ergonomic features: A, B, C, D, H, L, M, N, Q</p> <p>RTA 2 courier 1 per carton CANADA GREENGUARD</p>	OVERALL DIMENSIONS			SEAT DIMENSIONS			BACK DIMENSIONS		W	D	H	W	D	H	W	H	IN 25	23	48	20.5	17.5	16.5-21.5	19	29	MM 635	584	1219	521	445	419-546	483	737
	OVERALL DIMENSIONS			SEAT DIMENSIONS			BACK DIMENSIONS																										
W	D	H	W	D	H	W	H																										
IN 25	23	48	20.5	17.5	16.5-21.5	19	29																										
MM 635	584	1219	521	445	419-546	483	737																										
 <p>High Back Multi-Tilter Unit weight: 50 LB 22.7 KG Carton weight: 62 LB 28.12 KG Carton volume: 10.5 FT³ 0.29 MT³</p>	<p>List price</p> <p>MVL2913 828 Luxhide bonded leather or fabric (previously MVL2913F)</p> <table border="1"> <thead> <tr> <th colspan="3">OVERALL DIMENSIONS</th> <th colspan="3">SEAT DIMENSIONS</th> <th colspan="2">BACK DIMENSIONS</th> </tr> <tr> <th>W</th> <th>D</th> <th>H</th> <th>W</th> <th>D</th> <th>H</th> <th>W</th> <th>H</th> </tr> </thead> <tbody> <tr> <td>IN 25</td> <td>24</td> <td>41</td> <td>20.5</td> <td>18-21</td> <td>17-22</td> <td>19</td> <td>22</td> </tr> <tr> <td>MM 635</td> <td>610</td> <td>1041</td> <td>521</td> <td>457-533</td> <td>432-559</td> <td>483</td> <td>559</td> </tr> </tbody> </table> <p>Ergonomic features: A, B, C, D, E, F, G, H, M, N, Q, S</p> <p>RTA 2 courier 1 per carton CANADA GREENGUARD</p>	OVERALL DIMENSIONS			SEAT DIMENSIONS			BACK DIMENSIONS		W	D	H	W	D	H	W	H	IN 25	24	41	20.5	18-21	17-22	19	22	MM 635	610	1041	521	457-533	432-559	483	559
	OVERALL DIMENSIONS			SEAT DIMENSIONS			BACK DIMENSIONS																										
W	D	H	W	D	H	W	H																										
IN 25	24	41	20.5	18-21	17-22	19	22																										
MM 635	610	1041	521	457-533	432-559	483	559																										

DESCRIPTION	MODEL# / FEATURES																																			
 <p>Executive Back Multi-Tilter w/Adj. Headrest Unit weight: 51 LB 23.2 KG Carton weight: 63 LB 28.58 KG Carton volume: 11 FT³ 0.31 MT³</p>	List price																																			
	MVL2914	945																																		
	Luxhide bonded leather or fabric (previously MVL2914F)																																			
	<table border="1"> <thead> <tr> <th rowspan="2"></th> <th colspan="3">OVERALL DIMENSIONS</th> <th colspan="3">SEAT DIMENSIONS</th> <th colspan="2">BACK DIMENSIONS</th> </tr> <tr> <th>W</th> <th>D</th> <th>H</th> <th>W</th> <th>D</th> <th>H</th> <th>W</th> <th>H</th> </tr> </thead> <tbody> <tr> <td>IN</td> <td>25</td> <td>24</td> <td>48</td> <td>20.5</td> <td>18-21</td> <td>17-22</td> <td>19</td> <td>29</td> </tr> <tr> <td>MM</td> <td>635</td> <td>610</td> <td>1219</td> <td>521</td> <td>457-533</td> <td>432-559</td> <td>483</td> <td>737</td> </tr> </tbody> </table>			OVERALL DIMENSIONS			SEAT DIMENSIONS			BACK DIMENSIONS		W	D	H	W	D	H	W	H	IN	25	24	48	20.5	18-21	17-22	19	29	MM	635	610	1219	521	457-533	432-559	483
	OVERALL DIMENSIONS			SEAT DIMENSIONS			BACK DIMENSIONS																													
	W	D	H	W	D	H	W	H																												
IN	25	24	48	20.5	18-21	17-22	19	29																												
MM	635	610	1219	521	457-533	432-559	483	737																												
Ergonomic features: A, B, C, D, E, F, G, H, M, N, Q, S		RTA 2 courier 1 per carton CANADA CENOSAP																																		

DESCRIPTION	MODEL# / FEATURES	STANDARD FEATURES	CHAIR ADJUSTMENTS	OPTIONAL FEATURES
 <p>model OTG10740</p>	OTG10740	<ul style="list-style-type: none"> High back management/boardroom chair. Upholstered headrest with 2.5" of height adjustment. Durable nylon loop arms. Prominent lumbar support. Seat covering and headrest are upholstered in Black polyester fabric. Black mesh back. Black base with dual wheel carpet casters. Compliant with the emissions guidelines set by the GREENGUARD Environmental Institute. Limited Lifetime Warranty (2-year exceptions apply - see page 131). Weight capacity for this series is 300 lbs. 	<ul style="list-style-type: none"> Tilter mechanism with upright position tilt lock. Tilt tension adjustment. Pneumatic seat height adjustment. 	<ul style="list-style-type: none"> Hard surface flooring casters (C65R) can be purchased separately. Add \$96/set.

DESCRIPTION	MODEL# / FEATURES																																		
 <p>High Back Tilter Unit weight: 27.5 LB 12.5 KG Carton weight: 33 LB 14.97 KG Carton volume: 5.5 FT³ 0.15 MT³</p>	List price																																		
	OTG10740																																		
	520																																		
	<table border="1"> <thead> <tr> <th rowspan="2"></th> <th colspan="3">OVERALL DIMENSIONS</th> <th colspan="3">SEAT DIMENSIONS</th> <th colspan="2">BACK DIMENSIONS</th> </tr> <tr> <th>W</th> <th>D</th> <th>H</th> <th>W</th> <th>D</th> <th>H</th> <th>W</th> <th>H</th> </tr> </thead> <tbody> <tr> <td>IN</td> <td>24.62</td> <td>27</td> <td>47.5</td> <td>19.75</td> <td>19</td> <td>17-21</td> <td>19</td> <td>28.5</td> </tr> <tr> <td>MM</td> <td>625</td> <td>686</td> <td>1207</td> <td>502</td> <td>483</td> <td>432-533</td> <td>483</td> <td>724</td> </tr> </tbody> </table>		OVERALL DIMENSIONS			SEAT DIMENSIONS			BACK DIMENSIONS		W	D	H	W	D	H	W	H	IN	24.62	27	47.5	19.75	19	17-21	19	28.5	MM	625	686	1207	502	483	432-533	483
	OVERALL DIMENSIONS			SEAT DIMENSIONS			BACK DIMENSIONS																												
	W	D	H	W	D	H	W	H																											
IN	24.62	27	47.5	19.75	19	17-21	19	28.5																											
MM	625	686	1207	502	483	432-533	483	724																											
Ergonomic features: A, B, C, M, N, S		RTA 8 courier 1 per carton CANADA CENOSAP																																	












MINTO



model MVL2747

STANDARD FEATURES

- Multi-purpose stacking chairs. Canadian made.
- Fully upholstered seat and back.
- Four-legged round steel tube frame.
- Armchair has polypropylene armcaps.
- Stackable up to 5 high on floor or on optional dolly (MVL2749).
- Can be upholstered in all Global grade 1 seating textiles with the exception of Luxhide (see page 127).
- Compliant with the emissions guidelines set by the GREENGUARD Environmental Institute.
- Shipped fully assembled.
- Limited Lifetime Warranty (5-year exceptions apply - see page 131).
- Weight capacity for this series is 300 lbs.
- Bantam is a durable, bleach cleanable (9:1) vinyl, but due to the stiff nature of the textile, this vinyl is prone to bunching and will not upholster as smoothly as other coverings in this series.

DESCRIPTION		MODEL# / FEATURES	
 <p>Low Back Stacking Armchair Unit weight: 15 LB 6.8 KG Carton weight: 19 LB 8.62 KG Carton volume: 13.75 FT³ 0.38 MT³</p>		List price	
		MVL2747	256
 <p>Armless Low Back Stacking Chair Unit weight: 14 LB 6.4 KG Carton weight: 18 LB 8.16 KG Carton volume: 13.75 FT³ 0.38 MT³</p>		List price	
		MVL2748	199
 <p>Dolly Unit weight: 13 LB 5.9 KG Carton weight: 16 LB 7.26 KG Carton volume: 3.8 FT³ 0.1 MT³</p>		List price	
		MVL2749	279
<p>Stacks 5 high.</p> <p>Ergonomic features: M, N</p>		<p>IN 23 22.5 32 MM 594 572 813</p> <p>RTA 00</p>	<p>SEAT DIMENSIONS W D H 18 17.5 18 457 445 457</p> <p>BACK DIMENSIONS W H 17.5 13.5 445 343</p> <p>2 per carton (pricing and specifications are for one chair)</p> <p> </p>
<p>Stacks 5 high.</p> <p>Ergonomic features: M, N</p>		<p>IN 19.5 22.5 32 MM 495 572 813</p> <p>RTA 00 </p>	<p>SEAT DIMENSIONS W D H 18 17.5 18 457 445 457</p> <p>BACK DIMENSIONS W H 17.5 13.5 445 343</p> <p>2 per carton (pricing and specifications are for one chair)</p> <p> </p>
<p>Black steel frame on 2" casters.</p> <p>Accommodates MVL2747 and MVL2748 chairs, up to 5 high.</p>		<p>IN 23.25 24.75 12.25 MM 591 629 311</p> <p>RTA 1 </p>	<p>SEAT DIMENSIONS W D H - - - - - -</p> <p>BACK DIMENSIONS W H - - - -</p> <p>1 per carton</p> <p> </p>

MVL FILE BUDDY



model MVL1105

STANDARD FEATURES









- Swivel stool ideal for filing and any mobile desk.
- Five-legged injection molded base available in Black only
- Dual wheel carpet casters (C65) are standard.
- 13.5" diameter seat upholstered in Black vinyl (70).
- Compliant with the emissions guidelines set by the GREENGUARD Environmental Institute.
- Limited Lifetime Warranty (5-year exceptions apply - see page 131).
- Weight capacity for this series is 300 lbs.

CHAIR ADJUSTMENTS

- Pneumatic seat height adjustment.

OPTIONAL FEATURES

- For hard surface flooring casters, please specify (C65R). Add \$21/set.

DESCRIPTION	MODEL# / FEATURES																																				
	List price																																				
	MVL1105 284																																				
	<table border="1"> <thead> <tr> <th></th> <th colspan="3">OVERALL DIMENSIONS</th> <th colspan="3">SEAT DIMENSIONS</th> <th colspan="2">BACK DIMENSIONS</th> </tr> <tr> <th></th> <th>W</th> <th>D</th> <th>H</th> <th>W</th> <th>D</th> <th>H</th> <th>W</th> <th>H</th> </tr> </thead> <tbody> <tr> <td>IN</td> <td>13.5</td> <td>13.5</td> <td>18.5</td> <td>13.5</td> <td>-</td> <td>16.5-21.5</td> <td>-</td> <td>-</td> </tr> <tr> <td>MM</td> <td>343</td> <td>343</td> <td>470</td> <td>343</td> <td>-</td> <td>419-546</td> <td>-</td> <td>-</td> </tr> </tbody> </table>		OVERALL DIMENSIONS			SEAT DIMENSIONS			BACK DIMENSIONS			W	D	H	W	D	H	W	H	IN	13.5	13.5	18.5	13.5	-	16.5-21.5	-	-	MM	343	343	470	343	-	419-546	-	-
	OVERALL DIMENSIONS			SEAT DIMENSIONS			BACK DIMENSIONS																														
	W	D	H	W	D	H	W	H																													
IN	13.5	13.5	18.5	13.5	-	16.5-21.5	-	-																													
MM	343	343	470	343	-	419-546	-	-																													
 <p>Swivel Stool - 5" Pneumatic, 20" Base Unit weight: 11 LB 5 KG Carton weight: 14 LB 6.35 KG Carton volume: 2.5 FT³ 0.07 MT³</p>	Ergonomic feature: C <div style="display: flex; align-items: center; gap: 10px;">  RTA 1  courier 1 per carton  </div>																																				
	List price																																				
	MVL1110 351																																				
	<table border="1"> <thead> <tr> <th></th> <th colspan="3">OVERALL DIMENSIONS</th> <th colspan="3">SEAT DIMENSIONS</th> <th colspan="2">BACK DIMENSIONS</th> </tr> <tr> <th></th> <th>W</th> <th>D</th> <th>H</th> <th>W</th> <th>D</th> <th>H</th> <th>W</th> <th>H</th> </tr> </thead> <tbody> <tr> <td>IN</td> <td>13.5</td> <td>13.5</td> <td>27.5</td> <td>13.5</td> <td>-</td> <td>22.5-32.5</td> <td>-</td> <td>-</td> </tr> <tr> <td>MM</td> <td>343</td> <td>343</td> <td>699</td> <td>343</td> <td>-</td> <td>572-826</td> <td>-</td> <td>-</td> </tr> </tbody> </table>		OVERALL DIMENSIONS			SEAT DIMENSIONS			BACK DIMENSIONS			W	D	H	W	D	H	W	H	IN	13.5	13.5	27.5	13.5	-	22.5-32.5	-	-	MM	343	343	699	343	-	572-826	-	-
	OVERALL DIMENSIONS			SEAT DIMENSIONS			BACK DIMENSIONS																														
	W	D	H	W	D	H	W	H																													
IN	13.5	13.5	27.5	13.5	-	22.5-32.5	-	-																													
MM	343	343	699	343	-	572-826	-	-																													
 <p>Swivel Stool - 10" Pneumatic, 22" Base Unit weight: 14 LB 6.4 KG Carton weight: 17 LB 7.71 KG Carton volume: 2.9 FT³ 0.08 MT³</p>	Ergonomic feature: C <div style="display: flex; align-items: center; gap: 10px;">  RTA 1  courier 1 per carton  </div>																																				

OVERTIME



model MVL2756

STANDARD FEATURES

- Canadian made, full function ergonomic chair designed to promote good posture and provide comfort for long-term sitting.
- High comfort seat made from variable density seat foams and a memory foam top.
- Standard with height and width adjustable T-arms with durable self-skinned urethane (SSU) armcaps.
- Dual wheel carpet casters (C65) are standard.
- Seating surfaces can be upholstered in Luxhide bonded leather, in various colours or in all Global grade 1 seating textiles (see page 127).
- Compliant with the emissions guidelines set by the GREENGUARD Environmental Institute.
- Limited Lifetime Warranty (5-year exceptions apply - see page 131).
- Weight capacity for this series is 300 lbs.

CHAIR ADJUSTMENTS


- Multi-tilter mechanism with infinite position tilt lock.
- Infinite position back and seat angle adjustments, including forward tilt.
- Ratchet back height adjustment.
- Pneumatic seat height adjustment.

OPTIONAL FEATURES

- For hard surface flooring casters, please specify (C65R). Add \$21/set.
- For optional sliding seat depth adjustment, please specify (MD). Add \$32.

ALTERNATE TEXTILE OPTIONS

- Graded-in textiles are available. No minimum quantities. Contact Customer Service for pricing.

DESCRIPTION	MODEL# / FEATURES																																
 <p>High Back Multi-Tilter Unit weight: 58 LB 26.4 KG Carton weight: 63 LB 28.58 KG Carton volume: 10.5 FT³ 0.29 MT³</p>	<p>List price</p> <p>MVL2756 727 Luxhide bonded leather or fabric (previously MVL2756F)</p>																																
	<table border="1"> <thead> <tr> <th colspan="3">OVERALL DIMENSIONS</th> <th colspan="3">SEAT DIMENSIONS</th> <th colspan="2">BACK DIMENSIONS</th> </tr> <tr> <th>W</th> <th>D</th> <th>H</th> <th>W</th> <th>D</th> <th>H</th> <th>W</th> <th>H</th> </tr> </thead> <tbody> <tr> <td>IN 26</td> <td>24.5</td> <td>40</td> <td>19.5</td> <td>18</td> <td>17-21</td> <td>19</td> <td>19-21.5</td> </tr> <tr> <td>MM 660</td> <td>622</td> <td>1016</td> <td>495</td> <td>457</td> <td>432-533</td> <td>483</td> <td>483-546</td> </tr> </tbody> </table>	OVERALL DIMENSIONS			SEAT DIMENSIONS			BACK DIMENSIONS		W	D	H	W	D	H	W	H	IN 26	24.5	40	19.5	18	17-21	19	19-21.5	MM 660	622	1016	495	457	432-533	483	483-546
	OVERALL DIMENSIONS			SEAT DIMENSIONS			BACK DIMENSIONS																										
W	D	H	W	D	H	W	H																										
IN 26	24.5	40	19.5	18	17-21	19	19-21.5																										
MM 660	622	1016	495	457	432-533	483	483-546																										
<p>Ergonomic features: A, B, C, D, F, G, H, M, N, Q, S</p> <p>RTA 2 courier 1 per carton</p> <p>CANADA GREENGUARD CERTIFIED</p>																																	

OVERTIME 350



model MVL13040

STANDARD FEATURES

- Canadian made, specifically intended for users of above average height and/or weight. Not intended for average size users.
- High comfort seat made from variable density seat foams and a memory foam top.
- Standard with height and width adjustable T-arms with sliding, rotating and lockable armcaps.
- Width adjustable arm extensions are standard.
- Dual wheel carpet casters (C65) are standard.
- Seating surfaces can be upholstered in Luxhide bonded leather, in various colours or in all Global grade 1 seating textiles (see page 127).
- Compliant with the emissions guidelines set by the GREENGUARD Environmental Institute.
- Limited Lifetime Warranty (5-year exceptions apply - see page 131).
- Weight capacity for this series is 350 lbs.

CHAIR ADJUSTMENTS


- Multi-tilter mechanism with infinite position tilt lock.
- Infinite position back and seat angle adjustments, including forward tilt.
- Ratchet back height adjustment.
- Pneumatic seat height adjustment.
- Seat depth adjustment.

OPTIONAL FEATURES

- For hard surface flooring casters, please specify (C65R). Add \$21/set.

ALTERNATE TEXTILE OPTIONS

- Graded-in textiles are available. No minimum quantities. Contact Customer Service for pricing.

DESCRIPTION	MODEL# / FEATURES																																
 <p>High Back Heavy Duty Multi-Tilter Unit weight: 62 LB 28.2 KG Carton weight: 68 LB 30.84 KG Carton volume: 15.5 FT³ 0.43 MT³</p>	<p>List price</p> <p>MVL13040 1023 Luxhide bonded leather or fabric (previously MVL13040F)</p>																																
	<table border="1"> <thead> <tr> <th colspan="3">OVERALL DIMENSIONS</th> <th colspan="3">SEAT DIMENSIONS</th> <th colspan="2">BACK DIMENSIONS</th> </tr> <tr> <th>W</th> <th>D</th> <th>H</th> <th>W</th> <th>D</th> <th>H</th> <th>W</th> <th>H</th> </tr> </thead> <tbody> <tr> <td>IN 26</td> <td>26</td> <td>42</td> <td>21</td> <td>18-21</td> <td>19-23</td> <td>20.5</td> <td>19.5-23</td> </tr> <tr> <td>MM 660</td> <td>660</td> <td>1067</td> <td>533</td> <td>457-533</td> <td>483-584</td> <td>521</td> <td>495-584</td> </tr> </tbody> </table>	OVERALL DIMENSIONS			SEAT DIMENSIONS			BACK DIMENSIONS		W	D	H	W	D	H	W	H	IN 26	26	42	21	18-21	19-23	20.5	19.5-23	MM 660	660	1067	533	457-533	483-584	521	495-584
	OVERALL DIMENSIONS			SEAT DIMENSIONS			BACK DIMENSIONS																										
W	D	H	W	D	H	W	H																										
IN 26	26	42	21	18-21	19-23	20.5	19.5-23																										
MM 660	660	1067	533	457-533	483-584	521	495-584																										
<p>Ergonomic features: A, B, C, D, E, F, G, H, M, N, Q, R, S</p> <p>RTA 2 1 per carton</p> <p>CANADA GREENGUARD CERTIFIED</p>																																	

OVERTIME 350M



model MVL13090

STANDARD FEATURES

- Canadian made, specifically intended for users of above average height and/or weight. Not intended for average size users.
- High comfort seat made from Ultracell high density, highly resilient foam.
- Breathable mesh back.
- Standard with height and width adjustable T-arms with sliding, rotating and lockable armcaps.
- Dual wheel carpet casters (C65) are standard.
- Seating surfaces can be upholstered in Luxhide bonded leather, in various colours or in all Global grade 1 seating textiles (see page 127).
- Mesh back available in Black only.
- Compliant with the emissions guidelines set by the GREENGUARD Environmental Institute.
- Limited Lifetime Warranty (5-year exceptions apply - see page 131).
- Weight capacity for this series is 350 lbs.

CHAIR ADJUSTMENTS

- Multi-tilter mechanism with infinite position tilt lock.
- Infinite position back and seat angle adjustments, including forward tilt.
- Adjustable lumbar support.
- Pneumatic seat height adjustment.
- Seat depth adjustment.

OPTIONAL FEATURES

- For hard surface flooring casters, please specify (C65R). Add \$21/set.

ALTERNATE TEXTILE OPTIONS

- Graded-in textiles are available (seat only). No minimum quantities. Contact Customer Service for pricing.

DESCRIPTION

MODEL# / FEATURES



Mesh High Back Heavy Duty Multi-Tilter

Unit weight: 54 LB | 24.5 KG
 Carton weight: 66 LB | 29.94 KG
 Carton volume: 11.75 FT³ | 0.33 MT³

		List price						
MVL13090		956						
Luxhide bonded leather or fabric								
OVERALL DIMENSIONS			SEAT DIMENSIONS			BACK DIMENSIONS		
	W	D	H	W	D	H	W	H
IN	26.5	23.5	43.5	21	17-20	18-22	20	23.5
MM	673	597	1105	533	432-508	457-559	508	597
Ergonomic features:		RTA 2		1 per carton				

PACIFIC



model MVL11870

STANDARD FEATURES




- High back management chair. Canadian made.
- Plush cushions and upholstered padded armcaps.
- Dual wheel carpet casters (C65) are standard.
- Seating surfaces are upholstered in Luxhide bonded leather, in various colours (see page 127).
- Compliant with the emissions guidelines set by the GREENGUARD Environmental Institute.
- Limited Lifetime Warranty (5-year exceptions apply - see page 131).
- Weight capacity for this series is 300 lbs.

CHAIR ADJUSTMENTS

- Center tilt with upright position tilt lock.
- Tilt tension adjustment.
- Pneumatic seat height adjustment.

OPTIONAL FEATURES

- For hard surface flooring casters, please specify (C65R). Add \$21/set.

DESCRIPTION	MODEL# / FEATURES																																
 <p>High Back Tilter Unit weight: 41 LB 18.6 KG Carton weight: 47 LB 21.32 KG Carton volume: 9.5 FT³ 0.26 MT³</p>	List price																																
	MVL11870	612																															
	<table border="1"> <thead> <tr> <th colspan="3">OVERALL DIMENSIONS</th> <th colspan="3">SEAT DIMENSIONS</th> <th colspan="2">BACK DIMENSIONS</th> </tr> <tr> <th></th> <th>W</th> <th>D</th> <th>W</th> <th>D</th> <th>H</th> <th>W</th> <th>H</th> </tr> </thead> <tbody> <tr> <td>IN</td> <td>25.5</td> <td>28.5</td> <td>21.5</td> <td>18.5</td> <td>16.5-21.5</td> <td>21.5</td> <td>25.5</td> </tr> <tr> <td>MM</td> <td>648</td> <td>724</td> <td>546</td> <td>470</td> <td>419-546</td> <td>546</td> <td>648</td> </tr> </tbody> </table>		OVERALL DIMENSIONS			SEAT DIMENSIONS			BACK DIMENSIONS			W	D	W	D	H	W	H	IN	25.5	28.5	21.5	18.5	16.5-21.5	21.5	25.5	MM	648	724	546	470	419-546	546
OVERALL DIMENSIONS			SEAT DIMENSIONS			BACK DIMENSIONS																											
	W	D	W	D	H	W	H																										
IN	25.5	28.5	21.5	18.5	16.5-21.5	21.5	25.5																										
MM	648	724	546	470	419-546	546	648																										
Ergonomic features: A, B, C, M, N, S	RTA 8	1 per carton	 																														

PART-TIME



model MVL2836



model MVL2847

STANDARD FEATURES

- Canadian made, value priced, general office seating.
- Available with two different mechanism options: task or posture task.
- Contoured cushions and waterfall seat edge.
- Standard with height adjustable T-arms with self-skinned urethane (SSU) armcaps (except armless models).
- Dual wheel carpet casters (C65) are standard.
- Can be upholstered in all Global grade 1 seating textiles with the exception of Luxhide (see page 127).
- Compliant with the emissions guidelines set by the GREENGUARD Environmental Institute.
- Limited Lifetime Warranty (5-year exceptions apply - see page 131).
- Weight capacity for this series is 300 lbs.

CHAIR ADJUSTMENTS

- **Task chairs**
 - Infinite position back angle adjustment.
 - Seat depth adjustment.
 - Pneumatic seat height adjustment.
- **Posture task chairs**
 - Infinite position back angle adjustment.
 - Manual back height adjustment.
 - Pneumatic seat height adjustment.

OPTIONAL FEATURES

- For hard surface flooring casters, please specify **(C65R)**. Add \$21/set.
- Bantam is a durable, bleach cleanable (9:1) vinyl, but due to the stiff nature of the textile, this vinyl is prone to bunching and will not upholster as smoothly as other coverings in this series.

DESCRIPTION MODEL# / FEATURES



Armless Task
 Unit weight: 27 LB | 12.3 KG
 Carton weight: 33 LB | 14.97 KG
 Carton volume: 6.5 FT³ | 0.18 MT³

List price											
MVL2836		315									
Fabric (previously MVL2836F)											
OVERALL DIMENSIONS			SEAT DIMENSIONS			BACK DIMENSIONS					
W	D	H	W	D	H	W	H				
IN 20.5	24.5	36.5	20.5	17-18	16.5-21.5	19	20				
MM 521	622	927	521	432-457	419-546	483	508				
Ergonomic features:		RTA 2		courier		1 per carton		CANADA		certified	
C, E, M, N											



Armless Posture Task
 Unit weight: 31 LB | 14.1 KG
 Carton weight: 37 LB | 16.78 KG
 Carton volume: 6.5 FT³ | 0.18 MT³

List price											
MVL2837		369									
Fabric (previously MVL2837F)											
DIMENSIONS HORS TOUT			DIMENSIONS DE L'ASSISE			DIMENSIONS DU DOSSIER					
L	P	H	L	P	H	L	H				
PO 20.5	24	37.5	20.5	17.5	16.5-21.5	19	16-20				
MM 521	610	953	521	445	419-546	483	406-508				
Ergonomic features:		RTA 2		courier		1 per carton		CANADA		certified	
C, D, G, M, N											



Task w/Arms
 Unit weight: 33 LB | 15 KG
 Carton weight: 39 LB | 17.69 KG
 Carton volume: 7 FT³ | 0.19 MT³

List price											
MVL2846		398									
Fabric (previously MVL2846F)											
OVERALL DIMENSIONS			SEAT DIMENSIONS			BACK DIMENSIONS					
W	D	H	W	D	H	W	H				
IN 26.5	24.5	36.5	20.5	17-18	16.5-21.5	19	20				
MM 673	622	927	521	432-457	419-546	483	508				
Ergonomic features:		RTA 2		courier		1 per carton		CANADA		certified	
C, E, H, M, N											



Posture Task w/Arms
 Unit weight: 37 LB | 16.8 KG
 Carton weight: 43 LB | 19.5 KG
 Carton volume: 8.5 FT³ | 0.24 MT³

List price											
MVL2847		453									
Fabric (previously MVL2847F)											
OVERALL DIMENSIONS			SEAT DIMENSIONS			BACK DIMENSIONS					
W	D	H	W	D	H	W	H				
IN 26.5	24	37.5	20.5	17.5	16.5-21.5	19	16-20				
MM 673	610	953	521	445	419-546	483	406-508				
Ergonomic features:		RTA 2		courier		1 per carton		CANADA		certified	
C, D, G, H, M, N											

PETRA



model OTG11320B

STANDARD FEATURES

- Breathable mesh back.
- Standard with height adjustable T-arms with self-skinned urethane (SSU) armcaps.
- Scuff resistant base.
- Dual wheel carpet casters (C65) are standard.
- Only available in Black mesh fabric (MS20) seat with a Black mesh back.
- Compliant with the emissions guidelines set by the GREENGUARD Environmental Institute.
- Limited Lifetime Warranty (2-year exceptions apply - see page 131).
- Weight capacity for this series is 300 lbs.

CHAIR ADJUSTMENTS

- Center tilt with upright position tilt lock.
- Tilt tension adjustment.
- Pneumatic seat height adjustment.

OPTIONAL FEATURES

- Hard surface flooring casters (**C65R**) can be purchased separately. Add \$96/set.

DESCRIPTION

MODEL# / FEATURES



Mesh Back Tilter

Unit weight: 36.45 LB | 16.53 KG
 Carton weight: 36.45 LB | 16.53 KG
 Carton volume: 4.7 FT³ | 0.13 MT³

Ergonomic features:
 A, B, C, H, M, N, S

List price

OTG11320B

494

OVERALL DIMENSIONS			SEAT DIMENSIONS			BACK DIMENSIONS	
	W	D	W	D	H	W	H
IN	24	23	20	17.5	18-22	18.5	18.5
MM	610	584	508	445	457-559	470	470

RTA 8



1 per carton



SAFARI



model OTG13026

STANDARD FEATURES

- Mesh back tilter chair.
- Compact design suitable for average to petite size individuals.
- Contoured Black mesh back with lumbar strap provides excellent support.
- Fixed loop arms.
- Black base with dual wheel carpet casters (C1) is standard.
- Seat can be upholstered in all Global grade 1 seating textiles or in Luxhide bonded leather (see page 127).
- Compliant with the emissions guidelines set by the GREENGUARD Environmental Institute.
- Limited Lifetime Warranty (5-year exceptions apply - see page 131).
- Weight capacity for this series is 300 lbs.

CHAIR ADJUSTMENTS

- Center tilt with upright position tilt lock.
- Tilt tension adjustment.
- Pneumatic seat height adjustment.

OPTIONAL FEATURES

- Hard surface flooring casters (**C9R**) can be purchased separately. Add \$96/set.

ALTERNATE TEXTILE OPTIONS

- Graded-in textiles are available (seat only). No minimum quantities. Contact Customer Service for pricing.

DESCRIPTION

MODEL# / FEATURES



Medium Mesh Back Tilter
 Unit weight: 27 LB | 12.3 KG
 Carton weight: 32 LB | 14.51 KG
 Carton volume: 4.5 FT³ | 0.12 MT³

Ergonomic features:
 A, B, C, M, N, S

List price

OTG13026 429

	OVERALL DIMENSIONS			SEAT DIMENSIONS			BACK DIMENSIONS	
	W	D	H	W	D	H	W	H
IN	23	23.5	40	19	17	18.25-22.25	19	19
MM	584	597	991	483	432	464-565	483	483

RTA 8



1 per carton



SIX 13



model OTG11613B

STANDARD FEATURES

- A value priced multi-tilter chair with many ergonomic features.
- Standard with height adjustable T-arms with self-skinned urethane (SSU) armcaps.
- Dual wheel carpet casters (C65) are standard.
- Upholstered in Black, Quilt (QL10) only.
- Compliant with the emissions guidelines set by the GREENGUARD Environmental Institute.
- Limited Lifetime Warranty (2-year exceptions apply - see page 131).
- Weight capacity for this series is 300 lbs.

CHAIR ADJUSTMENTS

- Multi-Center tilt with infinite position tilt lock.
- Infinite position back and seat angle adjustments.
- Concealed ratchet back height adjustment.
- Pneumatic seat height adjustment.

OPTIONAL FEATURES

- Hard surface flooring casters (**C65R**) can be purchased separately. Add \$96/set.

DESCRIPTION

MODEL# / FEATURES



Medium Back Multi-Tilter
 Unit weight: 41 LB | 18.59 KG
 Carton weight: 41 LB | 18.6 KG
 Carton volume: 5.77 FT³ | 0.16 MT³

Ergonomic features:
 A, B, C, D, G, H, M, N, S

List price

OTG11613B 585

	OVERALL DIMENSIONS			SEAT DIMENSIONS			BACK DIMENSIONS	
	W	D	H	W	D	H	W	H
IN	25.5	24	39	21	18.5	17.5-22.5	20.5	17.5-19
MM	648	610	991	533	470	445-572	521	445-483

RTA 8



1 per carton



SIX 31



model OTG11631B

STANDARD FEATURES





- A great general purpose office chair.
- Contoured seat and back with thick cushions.
- Standard with height adjustable T-arms with self-skinned urethane (SSU) armcaps.
- Dual wheel carpet casters (C65) are standard.
- OTG11531B and OTG11631B are upholstered in Black, Quilt (QL10)
- Compliant with the emissions guidelines set by the GREENGUARD Environmental Institute.
- Limited Lifetime Warranty (2-year exceptions apply - see page 131).
- Weight capacity for this series is 300 lbs.

CHAIR ADJUSTMENTS

- **Multi-tilter chair**
 - Center tilt with infinite position tilt lock.
 - Tilt tension adjustment.
 - Independent back and seat angle adjustments.
 - Internal ratchet back height adjustment.
 - Seat depth adjustment.
 - Pneumatic seat height adjustment.
- **Operator chair**
 - Single lever back and seat angle with tension adjustments.
 - Back height adjustment.
 - Pneumatic seat height adjustment.

OPTIONAL FEATURES

- Hard surface flooring casters (**C65R**) can be purchased separately. Add \$96/set.

DESCRIPTION	MODEL# / FEATURES	List price								
 <p>Medium Back Multi-Tilter Unit weight: 65 LB 29.48 KG Carton weight: 65 LB 29.48 KG Carton volume: 8 FT³ 0.22 MT³</p>	OTG11531B Black	750								
		OVERALL DIMENSIONS W D H			SEAT DIMENSIONS W D H			BACK DIMENSIONS W H		
		IN 25.5	24	42.5	20	17	19-23	19.5	20.5-23.5	
		MM 648	610	1080	508	432	483-584	495	521-597	
		Ergonomic features: A, B, C, D, E, F, G, H, M, N, S		RTA 8	courier	1 per carton				
 <p>Medium Back Operator Unit weight: 46 LB 20.86 KG Carton weight: 46 LB 20.87 KG Carton volume: 6.5 FT³ 0.18 MT³</p>	OTG11631B Black	550								
		OVERALL DIMENSIONS W D H			SEAT DIMENSIONS W D H			BACK DIMENSIONS W H		
		IN 25.5	25	44	20.5	19	18.5-22.5	20	23-24.5	
		MM 648	635	1118	521	483	470-572	508	584-622	
		Ergonomic features: A, B, C, D, G, H, M, N, S		RTA 8	courier	1 per carton				

SODA



model MVL13017

STANDARD FEATURES

- A contemporary, yet retro light lounge series featuring fully upholstered cushions.
- Back design on lounge chair offers flexible movement.
- Generous proportions allow for a variety of seating positions.
- Chair and ottoman are standard with a Chrome frame with clear polycarbonate glides and are suitable for carpet, rubber or concrete flooring.
- Can be upholstered in all Global grade 1 seating textiles or in Luxhide bonded leather (see page 127).
- Compliant with the emissions guidelines set by the GREENGUARD Environmental Institute.
- Limited Lifetime Warranty (5-year exceptions apply - see page 131).
- Weight capacity for this series is 300 lbs.

ALTERNATE TEXTILE OPTIONS

- Graded-in textiles are available. No minimum quantities. Contact Customer Service for pricing.
- Bantam is a durable, bleach cleanable (9:1) vinyl, but due to the stiff nature of the textile, this vinyl is prone to bunching and will not upholster as smoothly as other coverings in this series.

DESCRIPTION

MODEL# / FEATURES



Lounge Chair

Unit weight: 30 LB | 13.6 KG
 Carton weight: 39 LB | 17.69 KG
 Carton volume: 18 FT³ | 0.5 MT³

Ergonomic features:
 M, N

List price

MVL13017 646
 Luxhide bonded leather
 or fabric (previously MVL13017F)

OVERALL DIMENSIONS			SEAT DIMENSIONS			BACK DIMENSIONS	
W	D	H	W	D	H	W	H
IN 27	24	32	27	18	17	22	15.5
MM 686	610	813	686	457	432	559	394

RTA 00

1 per carton



SODA TABLES



model MVL13016

STANDARD FEATURES

- 1" thick thermally fused laminate top surface with 2mm matching edgeband.
- Tables are standard with a Chrome frame with clear polycarbonate glides and are suitable for carpet, rubber or concrete flooring.
- Top surface available in 13 standard finishes (see page 128).
- Meets applicable ANSI/BIFMA standards.

TABLES

MODEL #

DIMENSIONS ^{IN}
MM

WEIGHT ^{LB}
KG

VOLUME ^{FT³}
MT³

LIST PRICE

W x D x H



MVL13016
 30" round

30 x - x 15.25
 762 x - x 387

40
 18.14

13
 0.36

\$445



MVL13023
 30" square

30 x - x 15.25
 762 x - x 387

45
 20.41

13
 0.36

\$445

30" Tables

Shipped assembled in 1 carton.



SPARROW



model OTG10920

STANDARD FEATURES

- Multi-purpose guest/occasional chair.
- Durable welded four-legged steel frame.
- Black mesh back with Black, Quilt (QL10) seat.
- Seat shroud design protects cushion seat pad when stacked.
- Nylon loop arms.
- Black nylon frame features a unique back grid.
- Shipped assembled - 4 per carton.
- Compliant with the emissions guidelines set by the GREENGUARD Environmental Institute.
- Limited Lifetime Warranty (2-year exceptions apply - see page 131).
- Weight capacity for this series is 300 lbs.

DESCRIPTION	MODEL# / FEATURES	List price							
 <p>Guest Chair, Mesh Back and Uph Seat Unit weight: 20 LB 9.07 KG Carton weight: 20 LB 9.07 KG Carton volume: 17.5 FT³ 0.49 MT³</p>	OTG10920	268							
		OVERALL DIMENSIONS			SEAT DIMENSIONS			BACK DIMENSIONS	
		W	D	H	W	D	H	W	H
	IN	24	21.5	33.5	18	17	18.5	17	15
	MM	610	546	851	457	432	470	432	381
	Ergonomic features: M, N	RTA 00		4 per carton (pricing and specifications are for one chair)					

STRADIC



model MVL11860

STANDARD FEATURES

- Tilter chair with a unique design mesh back.
- Standard with height adjustable arms with soft self-skinned urethane (SSU) armcaps that slide forward and backward.
- Dual wheel carpet casters (C1) are standard.
- Air flow mesh back is available in Black only.
- Seating surfaces can be upholstered in all Global grade 1 seating textiles with the exception of Luxhide (see page 127).
- Compliant with the emissions guidelines set by the GREENGUARD Environmental Institute.
- Limited Lifetime Warranty (5-year exceptions apply - see page 131).
- Weight capacity for this series is 300 lbs.

CHAIR ADJUSTMENTS

- Center tilt with upright position tilt lock.
- Tilt tension adjustment.
- Pneumatic seat height adjustment.

OPTIONAL FEATURES

- For hard surface flooring casters, please specify (CSR). Add \$21/set.
- Bantam is a durable, bleach cleanable (9:1) vinyl, but due to the stiff nature of the textile, this vinyl is prone to bunching and will not upholster as smoothly as other coverings in this series.

DESCRIPTION MODEL# / FEATURES



Tilter, Mesh Back and Uph seat
 Unit weight: 35 LB | 15.9 KG
 Carton weight: 40 LB | 18.14 KG
 Carton volume: 9.5 FT³ | 0.26 MT³

MODEL# / FEATURES	List price
MVL11860	515

	OVERALL DIMENSIONS			SEAT DIMENSIONS			BACK DIMENSIONS	
	W	D	H	W	D	H	W	H
IN	25	23.5	35.5	20	17.5	15.5-20.5	18.5	18
MM	635	597	902	508	445	394-521	470	457

Ergonomic features:
 A, B, C, H, M, N, S



1 per carton



SUBURB



model MVL13051



model MVL13052

STANDARD FEATURES

- Canadian made sofa series.
- All models are freestanding.
- Thick, plush cushions are reversible and removable.
- Standard with tapered wood legs in Black finish.
- Arms taper forward and feature a radius end.
- Can be upholstered in all Global grade 1 seating textiles or in Luxhide bonded leather (see page 127).
- Compliant with the emissions guidelines set by the GREENGUARD Environmental Institute.
- Limited Lifetime Warranty (5-year exceptions apply - see page 131).
- Weight capacity for this series is 300 lbs. per seat.

ALTERNATE TEXTILE OPTIONS

- Graded-in textiles are available. No minimum quantities. Contact Customer Service for pricing.

DESCRIPTION

MODEL# / FEATURES






Lounge Chair


Unit weight: 49 LB | 22.3 KG
 Carton weight: 59 LB | 26.76 KG
 Carton volume: 14.5 FT³ | 0.41 MT³

MVL13051

List price

862

	OVERALL DIMENSIONS			SEAT DIMENSIONS			BACK DIMENSIONS	
	W	D	H	W	D	H	W	H
IN	30.25	32.75	31.5	21	19.5	17.5	21	14.5
MM	768	832	800	533	495	445	533	368
	RTA 00		1 per carton					





Two Seat Sofa


Unit weight: 71 LB | 32.3 KG
 Carton weight: 83 LB | 37.65 KG
 Carton volume: 24.25 FT³ | 0.68 MT³

MVL13052

List price

1316

	OVERALL DIMENSIONS			SEAT DIMENSIONS			BACK DIMENSIONS	
	W	D	H	W	D	H	W	H
IN	52.25	32.75	31.5	43	19.5	17.5	43	14.5
MM	1327	832	800	1092	495	445	1092	368
	RTA 00		1 per carton					





Three Seat Sofa

Unit weight: 94 LB | 42.7 KG
 Carton weight: 108 LB | 48.99 KG
 Carton volume: 34.25 FT³ | 0.96 MT³

MVL13053

List price

1767

	OVERALL DIMENSIONS			SEAT DIMENSIONS			BACK DIMENSIONS	
	W	D	H	W	D	H	W	H
IN	74.25	32.75	31.5	65	19.5	17.5	65	14.5
MM	1886	832	800	1651	495	445	1651	368
	RTA 00		1 per carton					

TAMI



model MVL1617



model MVL1616

STANDARD FEATURES

- Canadian made task chairs.
- Hinged back for enhanced comfort.
- Scuff resistant outer back shroud.
- MVL1617 is standard with height adjustable T-arms with self-skinned urethane (SSU) armcaps.
- Dual wheel carpet casters (C65) are standard.
- Can be upholstered in all Global grade 1 seating textiles with the exception of Luxhide (see page 127).
- Compliant with the emissions guidelines set by the GREENGUARD Environmental Institute.
- Limited Lifetime Warranty (5-year exceptions apply - see page 131).
- Weight capacity for this series is 300 lbs.

CHAIR ADJUSTMENTS

- Seat depth adjustment.
- Pneumatic seat height adjustment.

OPTIONAL FEATURES

- For hard surface flooring casters, please specify (C65R). Add \$21/set.
- Bantam is a durable, bleach cleanable (9:1) vinyl, but due to the stiff nature of the textile, this vinyl is prone to bunching and will not upholster as smoothly as other coverings in this series.

DESCRIPTION

MODEL# / FEATURES



Armless Task

Unit weight: 18 LB | 8.2 KG
 Carton weight: 21 LB | 9.53 KG
 Carton volume: 3.6 FT³ | 0.1 MT³

Ergonomic features:
 C, E, M, N

List price

MVL1616 231

OVERALL DIMENSIONS

	W	D	H
IN	18	22	32
MM	457	559	813

SEAT DIMENSIONS

W	D	H
18	16	15.5-20.5
457	406	394-521

BACK DIMENSIONS

W	H
15.5	14
394	356

RTA 2 courier 1 per carton



Task w/Arms

Unit weight: 24 LB | 10.9 KG
 Carton weight: 27 LB | 12.25 KG
 Carton volume: 4.6 FT³ | 0.13 MT³

Ergonomic features:
 C, E, H, M, N

List price

MVL1617 324

OVERALL DIMENSIONS

	W	D	H
IN	22	22	32
MM	559	559	813

SEAT DIMENSIONS

W	D	H
18	16	15.5-20.5
457	406	394-521

BACK DIMENSIONS

W	H
15.5	14
394	356

RTA 2 courier 1 per carton



Height Adjustable T-Arms - 1 pair

Unit weight: 8 LB | 3.6 KG
 Carton weight: 10 LB | 4.54 KG
 Carton volume: 1.3 FT³ | 0.03 MT³

MVL2784

List price

119

OVERALL DIMENSIONS

	W	D	H
IN	3	10	12
MM	76	254	305

SEAT DIMENSIONS

W	D	H
-	-	-
-	-	-

BACK DIMENSIONS

W	H
-	-
-	-

RTA 00 courier 1 pair per carton (pricing is for the pair, specifications are for one arm)

TL



model **MVL6074**
shown with fixed loop arms



model **MVL6070HA**
shown with 4D arms

STANDARD FEATURES

- Designed and made in Canada, this ergonomic task seating series features a tapered shape high back for ample support and a molded seat foam for comfort and clean aesthetics.
- Work chairs are available with two different mechanism options: synchro-tilter or multi-tilter. Height adjustable stools are available with task mechanism only.
- Mesh back is available in six colours: Black (**D55**), Blue (**D51**), Fog (**D54**), Navy (**D52**), Red (**D50**) and Shadow (**D53**).
- Adjustable lumbar support is standard on all models.
- Black frame with a 5-prong, injection molded fiberglass reinforced Black nylon base with dual wheel carpet casters.
- Models are available with fixed plastic loop arms, height adjustable arms with sliding and rotating armcaps (4D), or without arms.
- Seat can be upholstered in Luxhide bonded leather (various colours) or in all Global grade 1 seating textiles (see page 127). Seat upholstered in vinyls (Bantam and Luxhide) will have a sewn cover with side band.
- Compliant with the emissions guidelines set by the GREENGUARD Environmental Institute.
- Limited Lifetime Warranty (5-year exceptions apply - see page 131).
- Weight capacity for this series is 300 lbs.

CHAIR ADJUSTMENTS










- **Multi-tilter chair**
 - Infinite position tilt lock.
 - Tilt tension adjustment.
 - Independent back and seat angle adjustment.
 - Side activated sliding seat depth adjustment.
 - Height adjustable lumbar support.
 - Pneumatic seat height adjustment.
- **Weight sensing synchro-tilter chair**
 - Upright position tilt lock.
 - Tilt tension adjustment.
 - Side activated sliding seat depth adjustment.
 - Height adjustable lumbar support.
 - Pneumatic seat height adjustment.
- **Height adjustable stool**
 - Task mechanism.
 - Pneumatic seat height adjustment.
 - Height adjustable lumbar support.
 - Height adjustable Chrome footrest.

OPTIONAL FEATURES

- For optional polished aluminum base, please specify (**A7**). Add \$131.
- For hard surface flooring casters, please specify (**C82R**). Add \$21/set.

ALTERNATE TEXTILE OPTIONS

- Graded-in textiles are available. No minimum quantities. Contact Customer Service for pricing.

DESCRIPTION	MODEL# / FEATURES	List price																															
 <p>High Mesh Back Multi-Tilter Unit weight: 48.5 LB 22 KG Carton weight: 59.5 LB 26.99 KG Carton volume: 10.5 FT³ 0.29 MT³</p>	<p>MVL6070 with fixed loop arms</p>	1039																															
	<p>Ergonomic features: A, B, C, D, E, F, G, M, N, S</p> <p>RTA 2  1 per carton </p>	<table border="1"> <thead> <tr> <th colspan="3">OVERALL DIMENSIONS</th> <th colspan="3">SEAT DIMENSIONS</th> <th colspan="2">BACK DIMENSIONS</th> </tr> <tr> <th>W</th> <th>D</th> <th>H</th> <th>W</th> <th>D</th> <th>H</th> <th>W</th> <th>H</th> </tr> </thead> <tbody> <tr> <td>IN 24</td> <td>24</td> <td>41.37</td> <td>20</td> <td>17.5-21</td> <td>17.5-21.25</td> <td>16</td> <td>22</td> </tr> <tr> <td>MM 610</td> <td>610</td> <td>1051</td> <td>508</td> <td>445-533</td> <td>445-540</td> <td>406</td> <td>559</td> </tr> </tbody> </table>	OVERALL DIMENSIONS			SEAT DIMENSIONS			BACK DIMENSIONS		W	D	H	W	D	H	W	H	IN 24	24	41.37	20	17.5-21	17.5-21.25	16	22	MM 610	610	1051	508	445-533	445-540	406
OVERALL DIMENSIONS			SEAT DIMENSIONS			BACK DIMENSIONS																											
W	D	H	W	D	H	W	H																										
IN 24	24	41.37	20	17.5-21	17.5-21.25	16	22																										
MM 610	610	1051	508	445-533	445-540	406	559																										
 <p>High Mesh Back Multi-Tilter Unit weight: 48.5 LB 22 KG Carton weight: 59.5 LB 26.99 KG Carton volume: 10.5 FT³ 0.29 MT³</p>	<p>MVL6070HA with height adjustable arms</p>	1099																															
	<p>Ergonomic features: A, B, C, D, E, F, G, H, M, N, S</p> <p>RTA 2  1 per carton </p>	<table border="1"> <thead> <tr> <th colspan="3">OVERALL DIMENSIONS</th> <th colspan="3">SEAT DIMENSIONS</th> <th colspan="2">BACK DIMENSIONS</th> </tr> <tr> <th>W</th> <th>D</th> <th>H</th> <th>W</th> <th>D</th> <th>H</th> <th>W</th> <th>H</th> </tr> </thead> <tbody> <tr> <td>IN 24</td> <td>24</td> <td>41.5</td> <td>20</td> <td>17.5-21</td> <td>17.5-21.25</td> <td>16</td> <td>22</td> </tr> <tr> <td>MM 610</td> <td>610</td> <td>1054</td> <td>508</td> <td>445-533</td> <td>445-540</td> <td>406</td> <td>559</td> </tr> </tbody> </table>	OVERALL DIMENSIONS			SEAT DIMENSIONS			BACK DIMENSIONS		W	D	H	W	D	H	W	H	IN 24	24	41.5	20	17.5-21	17.5-21.25	16	22	MM 610	610	1054	508	445-533	445-540	406
OVERALL DIMENSIONS			SEAT DIMENSIONS			BACK DIMENSIONS																											
W	D	H	W	D	H	W	H																										
IN 24	24	41.5	20	17.5-21	17.5-21.25	16	22																										
MM 610	610	1054	508	445-533	445-540	406	559																										
 <p>High Mesh Back Multi-Tilter Unit weight: 44 LB 20 KG Carton weight: 55 LB 24.95 KG Carton volume: 10.5 FT³ 0.29 MT³</p>	<p>MVL6070NA without arms</p>	949																															
	<p>Ergonomic features: A, B, C, D, E, F, G, M, N, S</p> <p>RTA 2  1 per carton </p>	<table border="1"> <thead> <tr> <th colspan="3">OVERALL DIMENSIONS</th> <th colspan="3">SEAT DIMENSIONS</th> <th colspan="2">BACK DIMENSIONS</th> </tr> <tr> <th>W</th> <th>D</th> <th>H</th> <th>W</th> <th>D</th> <th>H</th> <th>W</th> <th>H</th> </tr> </thead> <tbody> <tr> <td>IN 20</td> <td>24</td> <td>41.37</td> <td>20</td> <td>17.5-20</td> <td>17.5-21.25</td> <td>16</td> <td>22</td> </tr> <tr> <td>MM 508</td> <td>610</td> <td>1051</td> <td>508</td> <td>445-508</td> <td>445-540</td> <td>406</td> <td>559</td> </tr> </tbody> </table>	OVERALL DIMENSIONS			SEAT DIMENSIONS			BACK DIMENSIONS		W	D	H	W	D	H	W	H	IN 20	24	41.37	20	17.5-20	17.5-21.25	16	22	MM 508	610	1051	508	445-508	445-540	406
OVERALL DIMENSIONS			SEAT DIMENSIONS			BACK DIMENSIONS																											
W	D	H	W	D	H	W	H																										
IN 20	24	41.37	20	17.5-20	17.5-21.25	16	22																										
MM 508	610	1051	508	445-508	445-540	406	559																										

DESCRIPTION MODEL# / FEATURES



High Mesh Back Weight Sensing Synchro-Tilter
 Unit weight: 43 LB | 19.5 KG
 Carton weight: 54 LB | 24.49 KG
 Carton volume: 10.5 FT³ | 0.29 MT³

List price
MVL6074
 with fixed loop arms
 939

OVERALL DIMENSIONS			SEAT DIMENSIONS			BACK DIMENSIONS	
W	D	H	W	D	H	W	H
IN 24	24	39.87	20	17.5-20	17-20.75	16	21
MM 610	610	1013	508	445-508	432-527	406	533

Ergonomic features:
 B, C, D, E, L, M, N 1 per carton



High Mesh Back Weight Sensing Synchro-Tilter
 Unit weight: 43 LB | 19.5 KG
 Carton weight: 54 LB | 24.49 KG
 Carton volume: 10.5 FT³ | 0.29 MT³

List price
MVL6074HA
 with height adjustable arms
 999

OVERALL DIMENSIONS			SEAT DIMENSIONS			BACK DIMENSIONS	
W	D	H	W	D	H	W	H
IN 24	24	40	20	17.5-20	17-20.75	16	21
MM 610	610	1016	508	445-508	432-527	406	533

Ergonomic features:
 B, C, D, E, H, L, M, N 1 per carton



High Mesh Back Weight Sensing Synchro-Tilter
 Unit weight: 38 LB | 17.3 KG
 Carton weight: 54 LB | 24.49 KG
 Carton volume: 10.5 FT³ | 0.29 MT³

List price
MVL6074NA
 without arms
 849

OVERALL DIMENSIONS			SEAT DIMENSIONS			BACK DIMENSIONS	
W	D	H	W	D	H	W	H
IN 20	24	39.87	20	17.5-20	17-20.75	16	21
MM 508	610	1013	508	445-508	432-527	406	533

Ergonomic features:
 B, C, D, E, L, M, N 1 per carton



Mesh Back Height Adjustable Task Stool
 Unit weight: 37.5 LB | 17 KG
 Carton weight: 48.5 LB | 22 KG
 Carton volume: 10.5 FT³ | 0.29 MT³

List price
MVL6076
 with fixed loop arms
 1139

OVERALL DIMENSIONS			SEAT DIMENSIONS			BACK DIMENSIONS	
W	D	H	W	D	H	W	H
IN 24	24	51	20	17.75	25-35	16	21
MM 610	610	1295	508	451	635-889	406	533

Ergonomic features:
 C, M, N 1 per carton



Mesh Back Height Adjustable Task Stool
 Unit weight: 37.5 LB | 17 KG
 Carton weight: 48.5 LB | 22 KG
 Carton volume: 10.5 FT³ | 0.29 MT³

List price
MVL6076HA
 with height adjustable arms
 1199

OVERALL DIMENSIONS			SEAT DIMENSIONS			BACK DIMENSIONS	
W	D	H	W	D	H	W	H
IN 26	24	51	20	17.75	25-35	16	21
MM 660	610	1295	508	451	635-889	406	533

Ergonomic features:
 C, H, M, N 1 per carton



Mesh Back Height Adjustable Task Stool
 Unit weight: 34 LB | 15.5 KG
 Carton weight: 45 LB | 20.41 KG
 Carton volume: 10.5 FT³ | 0.29 MT³

List price
MVL6076NA
 without arms
 1049

OVERALL DIMENSIONS			SEAT DIMENSIONS			BACK DIMENSIONS	
W	D	H	W	D	H	W	H
IN 20	24	51	20	17	25-35	16	21
MM 508	610	1295	508	432	635-889	406	533

Ergonomic features:
 C, M, N 1 per carton

TOMA



model OTG13032

STANDARD FEATURES


- Mesh back synchro-tilter chair.
- Standard with height adjustable T arms with self-skinned urethane (SSU) armcaps.
- Black base with dual wheel carpet casters (C1) is standard.
- Available in Black polyester seat fabric with a Black mesh back.
- Compliant with the emissions guidelines set by the GREENGUARD Environmental Institute.
- Limited Lifetime Warranty (2-year exceptions apply - see page 131).
- Weight capacity for this series is 300 lbs.

CHAIR ADJUSTMENTS

- Upright position tilt lock.
- Tilt tension adjustment.
- Height adjustable flexible lumbar support.
- Pneumatic seat height adjustment.

OPTIONAL FEATURES

- Hard surface flooring casters (C9R) can be purchased separately. Add \$96/set.

DESCRIPTION	MODEL# / FEATURES	List price																																						
 <p>Medium Back Synchro-Tilter Unit weight: 36 LB 16.32 KG Carton weight: 36 LB 16.33 KG Carton volume: 4.7 FT³ 0.13 MT³</p>	<p>OTG13032</p> <p>Ergonomic features: A, B, C, D, H, L, M, N</p>	534																																						
		<table border="1"> <thead> <tr> <th colspan="3">OVERALL DIMENSIONS</th> <th colspan="3">SEAT DIMENSIONS</th> <th colspan="2">BACK DIMENSIONS</th> </tr> <tr> <th></th> <th>W</th> <th>D</th> <th>H</th> <th>W</th> <th>D</th> <th>H</th> <th>W</th> <th>H</th> </tr> </thead> <tbody> <tr> <td>IN</td> <td>24</td> <td>24</td> <td>40</td> <td>18.5</td> <td>17</td> <td>18.5-22.5</td> <td>17.5</td> <td>20.5</td> </tr> <tr> <td>MM</td> <td>610</td> <td>610</td> <td>1016</td> <td>470</td> <td>432</td> <td>470-572</td> <td>445</td> <td>521</td> </tr> </tbody> </table>			OVERALL DIMENSIONS			SEAT DIMENSIONS			BACK DIMENSIONS			W	D	H	W	D	H	W	H	IN	24	24	40	18.5	17	18.5-22.5	17.5	20.5	MM	610	610	1016	470	432	470-572	445	521	<p>RTA 8</p> <p>courier 1 per carton</p>
OVERALL DIMENSIONS			SEAT DIMENSIONS			BACK DIMENSIONS																																		
	W	D	H	W	D	H	W	H																																
IN	24	24	40	18.5	17	18.5-22.5	17.5	20.5																																
MM	610	610	1016	470	432	470-572	445	521																																

ULTRA



model MVL11730



model MVL11743

STANDARD FEATURES

- Canadian made tilter and guest chairs.
- Internal welded steel frame.
- Chrome fixed arms (except armless models) and base.
- Dual wheel carpet casters (C65) are standard (except guest chairs).
- Seating surfaces can be upholstered in Luxhide bonded leather, in various colours (see page 127).
- Compliant with the emissions guidelines set by the GREENGUARD Environmental Institute.
- Limited Lifetime Warranty (5-year exceptions apply - see page 131).
- Weight capacity for this series is 300 lbs.

CHAIR ADJUSTMENTS

- Center tilt with upright position tilt lock.
- Tilt tension adjustment.
- Pneumatic seat height adjustment.

OPTIONAL FEATURES

- For hard surface flooring casters, please specify (C65R). Add \$21/set.
- Optional removable upholstered armcaps are available for tilter models with arms, please order (MVL11733). For graded-in textile pricing, please contact Customer Service.

ALTERNATE TEXTILE OPTIONS

- Graded-in textiles are available. No minimum quantities. Contact Customer Service for pricing.

DESCRIPTION

MODEL# / FEATURES



High Back Tilter w/Arms
 Unit weight: 32 LB | 14.5 KG
 Carton weight: 44 LB | 19.96 KG
 Carton volume: 11 FT³ | 0.31 MT³

MVL11730		List price		699			
OVERALL DIMENSIONS			SEAT DIMENSIONS			BACK DIMENSIONS	
W	D	H	W	D	H	W	H
IN 23.5	24.5	40	21	17.5	17.5-22.5	20	21
MM 597	622	1016	533	445	445-572	508	533
Ergonomic features: A, B, C, M, N, S		RTA 1	courier	1 per carton		CANADA	GREENGUARD



Armless High Back Tilter
 Unit weight: 28 LB | 12.7 KG
 Carton weight: 38 LB | 17.24 KG
 Carton volume: 11 FT³ | 0.31 MT³

MVL11732		List price		629			
OVERALL DIMENSIONS			SEAT DIMENSIONS			BACK DIMENSIONS	
W	D	H	W	D	H	W	H
IN 21	24.5	40	21	17.5	17.5-22.5	20	21
MM 533	622	1016	533	445	445-572	508	533
Ergonomic features: A, B, C, M, N, S		RTA 1	courier	1 per carton		CANADA	GREENGUARD



Upholstered Armcaps - 1 pair
 Unit weight: 0.25 LB | 0.1 KG
 Carton weight: 0.75 LB | 0.34 KG
 Carton volume: 0.2 FT³ | 0.01 MT³

MVL11733		List price		56			
OVERALL DIMENSIONS			SEAT DIMENSIONS			BACK DIMENSIONS	
W	D	H	W	D	H	W	H
IN 5.5	9.25	0.25	-	-	-	-	-
MM 140	235	6	-	-	-	-	-
For models with arms: MVL11730, MVL11734 and MVL11742.		RTA 00	courier	1 per carton (pricing is for the pair, specifications are for one armcap)		CANADA	GREENGUARD



Low Back Tilter w/Arms
 Unit weight: 35 LB | 15.9 KG
 Carton weight: 42 LB | 19.05 KG
 Carton volume: 11 FT³ | 0.31 MT³

MVL11734		List price		679			
OVERALL DIMENSIONS			SEAT DIMENSIONS			BACK DIMENSIONS	
W	D	H	W	D	H	W	H
IN 23.5	24.5	38	21	17.5	17.5-22.5	20	19
MM 597	622	965	533	445	445-572	508	483
Ergonomic features: A, B, C, M, N, S		RTA 1	courier	1 per carton		CANADA	GREENGUARD

DESCRIPTION MODEL# / FEATURES






Armless Low Back Tilter
 Unit weight: 31 LB | 14.1 KG
 Carton weight: 38 LB | 17.24 KG
 Carton volume: 11 FT³ | 0.31 MT³

List price
MVL11735 615

OVERALL DIMENSIONS			SEAT DIMENSIONS			BACK DIMENSIONS	
W	D	H	W	D	H	W	H
IN 21	24.5	38	21	17.5	17.5-22.5	20	19
MM 533	622	965	533	445	445-572	508	483

Ergonomic features:
 A, B, C, M, N, S

RTA 1  1 per carton  






Medium Back Guest Chair, Cantilever Base
 Unit weight: 32 LB | 14.5 KG
 Carton weight: 40 LB | 18.14 KG
 Carton volume: 13.25 FT³ | 0.37 MT³

List price
MVL11742 779

OVERALL DIMENSIONS			SEAT DIMENSIONS			BACK DIMENSIONS	
W	D	H	W	D	H	W	H
IN 24.25	25	35	21	17.5	18	21	17.5
MM 616	635	889	533	445	457	533	445

Ergonomic features:
 M, N

RTA 00  1 per carton  






Armless Medium Back Guest Chair, Cantilever Base
 Unit weight: 26 LB | 11.8 KG
 Carton weight: 32 LB | 14.51 KG
 Carton volume: 13.75 FT³ | 0.38 MT³

List price
MVL11743 669

OVERALL DIMENSIONS			SEAT DIMENSIONS			BACK DIMENSIONS	
W	D	H	W	D	H	W	H
IN 21	24.75	35	21	17.5	18	21	17.5
MM 533	629	889	533	445	457	533	445

Ergonomic features:
 M, N

RTA 00  1 per carton  

YOHO



model MVL2789

STANDARD FEATURES

- Canadian made task chairs.
- Thick cushion compound-curved back offers great lumbar support.
- Standard with height adjustable T-arms with durable self-skinned urethane (SSU) armcaps (except armless models).
- Dual wheel carpet casters (C65) are standard.
- Height adjustable chairs are equipped with an adjustable Chrome footrest.
- Seating surfaces can be upholstered in Luxhide bonded leather (various colours) or in all Global grade 1 seating textiles (see page 127).
- Compliant with the emissions guidelines set by the GREENGUARD Environmental Institute.
- Limited Lifetime Warranty (5-year exceptions apply - see page 131).
- Weight capacity for this series is 300 lbs.

CHAIR ADJUSTMENTS

- Seat depth adjustment.
- Pneumatic seat height adjustment.

OPTIONAL FEATURES

- For hard surface flooring casters, please specify (C65R). Add \$21/set.
- Bantam is a durable, bleach cleanable (9:1) vinyl, but due to the stiff nature of the textile, this vinyl is prone to bunching and will not upholster as smoothly as other coverings in this series.

DESCRIPTION

MODEL# / FEATURES



Medium Back Task w/Arms
 Unit weight: 32 LB | 14.5 KG
 Carton weight: 38 LB | 17.24 KG
 Carton volume: 5.5 FT³ | 0.15 MT³

List price							
MVL2778 Luxhide bonded leather or fabric	583						
OVERALL DIMENSIONS			SEAT DIMENSIONS			BACK DIMENSIONS	
W	D	H	W	D	H	W	H
IN 24.5 MM 622	24.5 622	38 965	19 483	16 406	16.5-21.5 419-546	18 457	19 483
Ergonomic features: C, E, H, M, N		RTA 2	courier	1 per carton	CANADA	GREENGUARD	



Medium Back Armless Task
 Unit weight: 23 LB | 10.5 KG
 Carton weight: 29 LB | 13.15 KG
 Carton volume: 5.5 FT³ | 0.15 MT³

List price							
MVL2779 Luxhide bonded leather or fabric	483						
OVERALL DIMENSIONS			SEAT DIMENSIONS			BACK DIMENSIONS	
W	D	H	W	D	H	W	H
IN 19 MM 483	24.5 622	38 965	19 483	16.5 406	16.5-21.5 419-546	18 457	19 483
Ergonomic features: C, E, M, N		RTA 2	courier	1 per carton	CANADA	GREENGUARD	



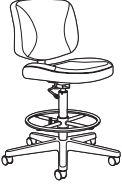









Low Back Armless Task
 Unit weight: 23 LB | 10.5 KG
 Carton weight: 28 LB | 12.7 KG
 Carton volume: 4.7 FT³ | 0.13 MT³

List price							
MVL2786 Luxhide bonded leather or fabric (previously MVL2786F)	373						
OVERALL DIMENSIONS			SEAT DIMENSIONS			BACK DIMENSIONS	
W	D	H	W	D	H	W	H
IN 19 MM 483	24 610	34 864	19 483	16.5 419	16-21 406-533	17.5 445	16 406
Ergonomic features: C, E, M, N		RTA 2	courier	1 per carton	CANADA	GREENGUARD	



Low Back Task w/Arms
 Unit weight: 29 LB | 13.2 KG
 Carton weight: 34 LB | 15.42 KG
 Carton volume: 4.7 FT³ | 0.13 MT³

List price							
MVL2789 Luxhide bonded leather or fabric (previously MVL2789F)	490						
OVERALL DIMENSIONS			SEAT DIMENSIONS			BACK DIMENSIONS	
W	D	H	W	D	H	W	H
IN 24 MM 610	24 610	34 864	19 483	16.5 419	16-21 406-533	17.5 445	16 406
Ergonomic features: C, E, H, M, N		RTA 2	courier	1 per carton	CANADA	GREENGUARD	

DESCRIPTION	MODEL# / FEATURES																																			
 <p>Low Back Armless Height Adjustable Task Stool Unit weight: 40 LB 18.2 KG Carton weight: 45 LB 20.41 KG Carton volume: 7 FT³ 0.19 MT³</p>	<p>List price</p> <p>MVL2796 579 Luxhide bonded leather or fabric (previously MVL2796F)</p>																																			
	<table border="1"> <thead> <tr> <th rowspan="2"></th> <th colspan="3">OVERALL DIMENSIONS</th> <th colspan="3">SEAT DIMENSIONS</th> <th colspan="2">BACK DIMENSIONS</th> </tr> <tr> <th>W</th> <th>D</th> <th>H</th> <th>W</th> <th>D</th> <th>H</th> <th>W</th> <th>H</th> </tr> </thead> <tbody> <tr> <td>IN</td> <td>19</td> <td>24</td> <td>44</td> <td>19</td> <td>16.5</td> <td>23.5-33.5</td> <td>17.5</td> <td>16</td> </tr> <tr> <td>MM</td> <td>483</td> <td>610</td> <td>1118</td> <td>483</td> <td>419</td> <td>597-851</td> <td>445</td> <td>406</td> </tr> </tbody> </table>		OVERALL DIMENSIONS			SEAT DIMENSIONS			BACK DIMENSIONS		W	D	H	W	D	H	W	H	IN	19	24	44	19	16.5	23.5-33.5	17.5	16	MM	483	610	1118	483	419	597-851	445	406
			OVERALL DIMENSIONS			SEAT DIMENSIONS			BACK DIMENSIONS																											
		W	D	H	W	D	H	W	H																											
	IN	19	24	44	19	16.5	23.5-33.5	17.5	16																											
MM	483	610	1118	483	419	597-851	445	406																												
<p>Ergonomic features: C, E, M, N</p> <p>RTA 2  1 per carton  </p>																																				
 <p>Low Back Height Adjustable Task Stool w/Arms Unit weight: 46 LB 20.9 KG Carton weight: 50 LB 22.68 KG Carton volume: 7 FT³ 0.19 MT³</p>	<p>List price</p> <p>MVL2799 695 Luxhide bonded leather or fabric (previously MVL2799F)</p>																																			
	<table border="1"> <thead> <tr> <th rowspan="2"></th> <th colspan="3">OVERALL DIMENSIONS</th> <th colspan="3">SEAT DIMENSIONS</th> <th colspan="2">BACK DIMENSIONS</th> </tr> <tr> <th>W</th> <th>D</th> <th>H</th> <th>W</th> <th>D</th> <th>H</th> <th>W</th> <th>H</th> </tr> </thead> <tbody> <tr> <td>IN</td> <td>24</td> <td>24</td> <td>44</td> <td>19</td> <td>16.5</td> <td>23.5-33.5</td> <td>17.5</td> <td>16</td> </tr> <tr> <td>MM</td> <td>610</td> <td>610</td> <td>1118</td> <td>483</td> <td>419</td> <td>597-851</td> <td>445</td> <td>406</td> </tr> </tbody> </table>		OVERALL DIMENSIONS			SEAT DIMENSIONS			BACK DIMENSIONS		W	D	H	W	D	H	W	H	IN	24	24	44	19	16.5	23.5-33.5	17.5	16	MM	610	610	1118	483	419	597-851	445	406
			OVERALL DIMENSIONS			SEAT DIMENSIONS			BACK DIMENSIONS																											
		W	D	H	W	D	H	W	H																											
	IN	24	24	44	19	16.5	23.5-33.5	17.5	16																											
MM	610	610	1118	483	419	597-851	445	406																												
<p>Ergonomic features: C, E, H, M, N</p> <p>RTA 2  1 per carton  </p>																																				
 <p>Height Adjustable T-Arms - 1 pair Unit weight: 8 LB 3.6 KG Carton weight: 10 LB 4.54 KG Carton volume: 1.3 FT³ 0.03 MT³</p>	<p>List price</p> <p>MVL2784 119</p>																																			
	<table border="1"> <thead> <tr> <th rowspan="2"></th> <th colspan="3">OVERALL DIMENSIONS</th> <th colspan="3">SEAT DIMENSIONS</th> <th colspan="2">BACK DIMENSIONS</th> </tr> <tr> <th>W</th> <th>D</th> <th>H</th> <th>W</th> <th>D</th> <th>H</th> <th>W</th> <th>H</th> </tr> </thead> <tbody> <tr> <td>IN</td> <td>3</td> <td>10</td> <td>12</td> <td>-</td> <td>-</td> <td>-</td> <td>-</td> <td>-</td> </tr> <tr> <td>MM</td> <td>76</td> <td>254</td> <td>305</td> <td>-</td> <td>-</td> <td>-</td> <td>-</td> <td>-</td> </tr> </tbody> </table>		OVERALL DIMENSIONS			SEAT DIMENSIONS			BACK DIMENSIONS		W	D	H	W	D	H	W	H	IN	3	10	12	-	-	-	-	-	MM	76	254	305	-	-	-	-	-
			OVERALL DIMENSIONS			SEAT DIMENSIONS			BACK DIMENSIONS																											
		W	D	H	W	D	H	W	H																											
	IN	3	10	12	-	-	-	-	-																											
MM	76	254	305	-	-	-	-	-																												
<p>RTA 00  1 pair per carton (pricing is for the pair, specifications are for one arm)</p>																																				

ZIM



model OTG11351G

STANDARD FEATURES





- High back synchro-tilter chair with wrap around mesh design.
- Standard with height adjustable T arms with self-skinned urethane (SSU) armcaps.
- Available in Black polyester fabric seat with mesh back in Black (B) or Grey (G).
- Black base with dual wheel carpet casters (C1) is standard.
- Compliant with the emissions guidelines set by the GREENGUARD Environmental Institute.
- Limited Lifetime Warranty (2-year exceptions apply - see page 131).
- Weight capacity for this series is 300 lbs.

CHAIR ADJUSTMENTS

- Synchro tilt with multi position tilt lock.
- Automatic tilt tension adjustment.
- Seat depth adjustment.
- Pneumatic seat height adjustment.

OPTIONAL FEATURES

- Hard surface flooring casters (C9R) can be purchased separately. Add \$96/set.

DESCRIPTION	MODEL# / FEATURES	List price							
 <p>High Back Weight Sensing Synchro-Tilter Unit weight: 37.5 LB 17 KG Carton weight: 44 LB 19.96 KG Carton volume: 5.75 FT³ 0.16 MT³</p>	<p>OTG11351AB OTG11351G</p>	519							
		OVERALL DIMENSIONS			SEAT DIMENSIONS			BACK DIMENSIONS	
		W	D	H	W	D	H	W	H
	IN 26	24.5	43	19.5	18	18.5-22.5	18	22.5	
	MM 660	622	1092	495	457	470-572	457	572	
	Ergonomic features: B, C, E, H, L, M, N			1 per carton					

Ionic Benching

Lite-Lift II

Newland series

OTG Panels

Pashley

Desks & Tables

Ionic benching	99
Lift-Lift II tables	106
Newland	74
Newland privacy panels	95
Newland quick assembly height adjustable tables	97
OTG panels	103
Pashley	105



GENERAL INFORMATION

- Newland combines classic design, quality and value.
- A modular thermally fused laminate desking line that is sure to become your go-to for quick, functional and practical workplace solutions.
- Newland supports a wide range of workspace applications, including private offices, open plan, meeting and training spaces that will stand the test of time.
- Easy to plan with.
- Ease of assembly built into design with metal-to-metal connectors.
- Thermally fused laminate surfaces with 2mm thick edgeband.
- 10 finishes to choose from.
- 1" thick worksurfaces.
- All drawers are equipped with ball bearing over-travel slides.
- File drawers accommodate letter or legal size filing.
- Silver finish handles and locks.
- Grommets are standard on select models as reflected in the price list lineart.
- Wire access standard on hutches.
- Canadian made and backed by Global's Lifetime Warranty.
- GREENGUARD certified.

GENERAL CONSTRUCTION

- All components are made from 45 lb. density particle board covered with thermally fused laminate on both sides.
- Interlocking cam lock connectors.
- Leveling glides are standard on all floor units.
- Locks are standard on pedestals, storage cabinets and lateral files, and have removable cores.
- Key locks are random and cannot be specified.
- All file drawers and box drawers have ball bearing over-travel slides to provide full access to drawer interiors.
- Top box drawers include one pencil tray.

LAMINATE FINISHES

- ACJ Absolute Acajou
- ASN Asian Night
- DES Dark Espresso
- DWT Designer White
- NBL Noce Biondo
- NGL Noce Grigio
- NEL Noce Leggero
- NML Noce Medio
- WHC White Chocolate
- WCR Winter Cherry

FINISHES - METAL LEGS

- Available in the following Sandtex finishes:
 - TBL Black
 - TDW Designer White
 - TTU Tungsten

TACKBOARD COLORS

- Tackboards are available to fit 66" and 72" wide hutches.
- Lola fabric is standard and is available in the following colors:

Blue Mist (LL14)	Medium Taupe (LL11)
Caramel Cream (LL12)	Sandstone (LL38)
Cinder (LL37)	Spray (LL35)
Granite (LL36)	

TABLE DESK/RETURNS WITH 2" SQUARE METAL H-LEGS

- Rectangular table desks include two 28.5" high H-legs.
- Nominal 30"D table desks are 29.7"D actual.
- Returns include one 28.5" high H-leg.
- H-legs are available in Black (**TBL**), Designer White (**TDW**) or Tungsten (**TTU**).
- Returns are non-handed and can be used for left or right hand applications.
- All table desks include 4"H underside stability panel for structural integrity, recessed from approach side: 5.1" for 24"D table desks, and 5.3" for 30"D table desks. Stability panel is interchangeable with table desk modesty ordered separately.
- 24"D table desks will not accommodate NLMP232BBF or NL23BBF pedestals; use NLMP23BF with 24"D table desks.
- Underside clearance for keyboard mechanisms:
23.4" - per 30"D table desks
17.9" - per 24"D table desks

RETURNS WITH LAMINATE GABLES

- All gables are reversible for left or right hand applications.
- Full modesty panels are standard.

HUTCHES

- Hutches are available in 36", 66" and 72" widths. All hutches are 15" deep.
- Hutches are shipped ready to assemble.
- 66" and 72" hutches have a 20" height clearance between the worksurface and the underside of the hutch shelf.
- 36" hutch comes with two shelves. The lower shelf is height adjustable.
- Laminate door kits are available for the 36", 66" and 72" wide hutches. Laminate doors are 11/16" thick.
- Doors for 72" and 66" hutches come in a package of two doors, and accommodate either the left side or right side of the hutch. For full closure, two door kits are required, for a total of four doors.
- Hutches can be mounted onto credenza units without mechanical fasteners. Two-sided tape is provided to secure hutch to the surface it is sitting on.
- Hutches come standard with one grommet and a full-length 1" wire access strip for cable management.

STORAGE UNITS (FREESTANDING VS. UNDER WORKSURFACE)

- One set of front-to-back file bars included per file drawer.
- All 24" deep lateral files come with interlock mechanisms. All 24"D lateral files and storage units come standard with tops and are designed to be freestanding.
- All 23" deep lateral files and storage units are designed for use underneath worksurfaces and are not intended to be used as freestanding pieces.
- All mobile pedestals include counterweight.

MODESTY PANELS

- Modesty panels are available as an add-on component for table desks with H-leg. Modesty panels are recessed 5.1" for 24"D table desks, and 5.3" for 30"D table desks; 12" high with 16.6" clearance from the floor. Please see individual models for specific codes.
- Full modesty panels are standard on bow front desks, rectangular desks, credenzas, returns with laminate gable and bridges.
- Modesty panel is recessed for knee space on front:
Bow front desk - 6.5" recess on ends, 12.5" at center
30" deep desk - 5.6" recess
36" deep desk - 6.5" recess
- "D" islands and rectangular islands with square post include 12" high modesty with 16.6" clearance from the floor. Please see individual models for specific codes.
- Modesty panel is flush (no recess) for credenzas, returns and bridges.

WORKSURFACES WITH 2" SQUARE POST LEGS

- "D" and Rectangular Islands are standard with a single post leg, end gable and 12" high modesty panel.
- Post legs are 2" square and are available in Black (**TBL**), Designer White (**TDW**) or Tungsten (**TTU**).
- Worksurface tops are predrilled with threaded steel inserts to connect legs with Truss head screws.

HANDLES

- Handles are standard on all storage cabinets and pedestals.
- Silver rectangular handle is standard.
- Handles available separately for use with Zira series; can be field exchanged with any standard Zira handle.

LOCKS

- Key numbers range from #401-440. Locks are randomly installed at the factory. Key alike or preferred number assignment are not available.

GROMMETS

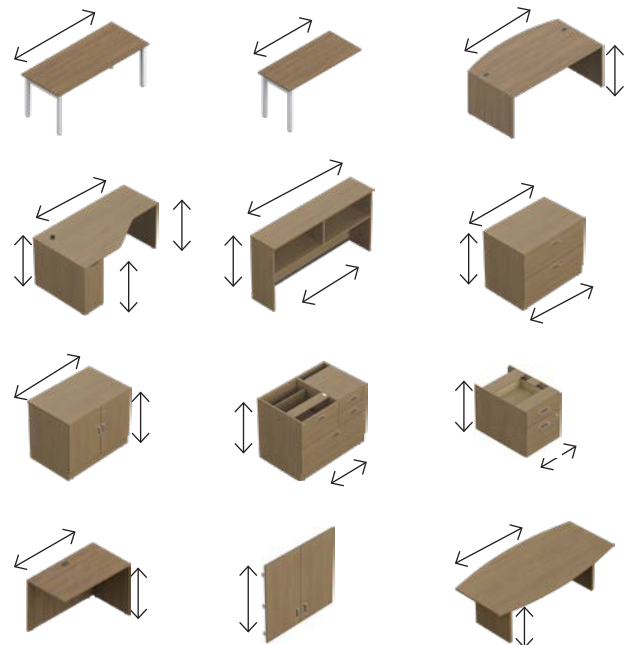
- Grommets are standard where shown in this price list lineart. For location and number of grommets, see price list specifications on individual components.
- Grommet locations are predetermined and cannot be specified.
- Grommets may be removed upon request. Please specify (**RSG**) for no grommet option. **Add \$53**. The no grommet option requires an extended lead time.

POWER BLOCK OPTIONS

- Refer to page 112 for power and data for options to deliver desktop power and/or USB charging ports

LAMINATES WITH WOODGRAIN

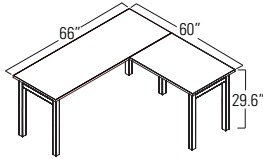
- Typical woodgrain direction



ASSEMBLY

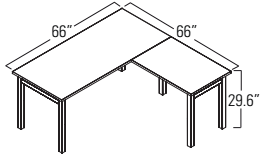
- Pedestals, lateral files and storage cabinets are shipped fully assembled.
- All other components require some assembly, metal-to-metal fasteners where applicable.

NLP223: "L" Shape Suite*



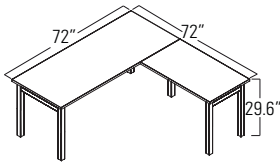
Package Contents	Model Number	Quantity	List Price	Package Price
Table Desk	NL6624DHL	1	\$755	\$1147
Return	NL3624RHL	1	\$392	

NLP222: "L" Shape Suite*



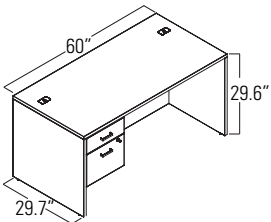
Package Contents	Model Number	Quantity	List Price	Package Price
Table Desk	NL6630DHL	1	\$780	\$1172
Return	NL3624RHL	1	\$392	

NLP224: "L" Shape Suite*



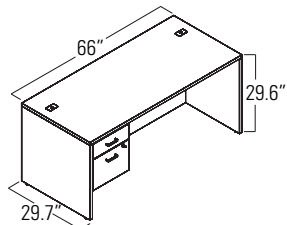
Package Contents	Model Number	Quantity	List Price	Package Price
Table Desk	NL7230DHL	1	\$798	\$1200
Return	NL4224RHL	1	\$402	

NLP111: 60" x 30" Single Pedestal Desk*



Package Contents	Model Number	Quantity	List Price	Package Price
Rectangular Desk	NL6030D	1	\$686	\$1203
Hanging Box/File Pedestal	NL23HBF	1	\$517	

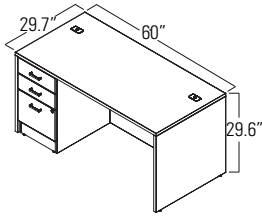
NLP516: 66" x 30" Single Pedestal Desk*



Package Contents	Model Number	Quantity	List Price	Package Price
Rectangular Desk	NL6630D	1	\$703	\$1220
Hanging Box/File Pedestal	NL23HBF	1	\$517	

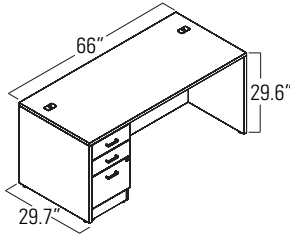
* Can be assembled for left or right hand applications

*NLP232: 60" x 30" Single Pedestal Desk**



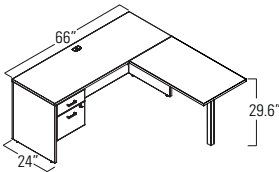
Package Contents	Model Number	Quantity	List Price	Package Price
Rectangular Desk	NL6030D	1	\$686	\$1414
Box/Box/File Pedestal	NL23BBF	1	\$728	

*NLP517: 66" x 30" Single Pedestal Desk**



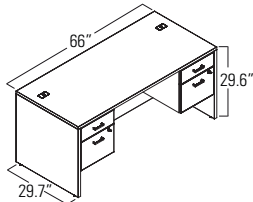
Package Contents	Model Number	Quantity	List Price	Package Price
Rectangular Desk	NL6630D	1	\$703	\$1431
Box/Box/File Pedestal	NL23BBF	1	\$728	

*NLP113: "L" Shape 66" x 66"**



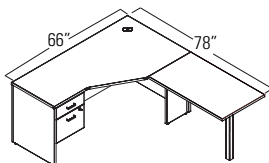
Package Contents	Model Number	Quantity	List Price	Package Price
Credenza - Rectangular	NL6624C	1	\$654	\$1522
Rectangular Island w/Square Post	NL4224RIS	1	\$351	
Hanging Box/File Pedestal	NL23HBF	1	\$517	

NLP110: 66" x 30" Double Pedestal Desk



Package Contents	Model Number	Quantity	List Price	Package Price
Rectangular Desk	NL6630D	1	\$703	\$1737
Hanging Box/File Pedestal	NL23HBF	2	\$517	

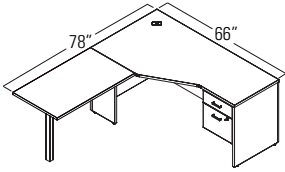
NLP115R: "L" Shape 66" x 78"



Package Contents	Model Number	Quantity	List Price	Package Price
Extended Corner Credenza - RIGHT	NL6636CER	1	\$886	\$1754
Rectangular Island w/Square Post	NL4224RIS	1	\$351	
Hanging Box/File Pedestal	NL23HBF	1	\$517	

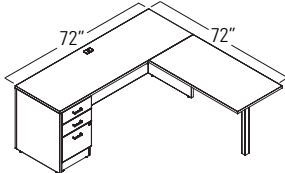
* Can be assembled for left or right hand applications

NLP115L: "L" Shape 78" x 66"



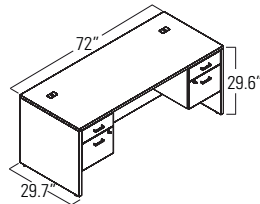
Package Contents	Model Number	Quantity	List Price	Package Price
Extended Corner Credenza - LEFT	NL6636CEL	1	\$886	\$1754
Rectangular Island w/Square Post	NL4224RIS	1	\$351	
Hanging Box/File Pedestal	NL23HBF	1	\$517	

NLP114 - "L" Shape 72" x 72"*



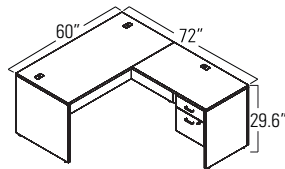
Package Contents	Model Number	Quantity	List Price	Package Price
Credenza - Rectangular	NL7224C	1	\$672	\$1768
Rectangular Island w/Square Post	NL4824RIS	1	\$368	
Box/Box/File Pedestal	NL23BBF	1	\$728	

NLP518: 72" x 30" Double Pedestal Desk



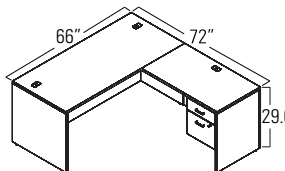
Package Contents	Model Number	Quantity	List Price	Package Price
Rectangular Desk	NL7230D	1	\$739	\$1773
Hanging Box/File Pedestal	NL23HBF	2	\$517	

NLP524: "L" Shape Desk*



Package Contents	Model Number	Quantity	List Price	Package Price
Rectangular Desk	NL6030D	1	\$686	\$1783
Return	NL4224R	1	\$580	
Hanging Box/File Pedestal	NL23HBF	1	\$517	

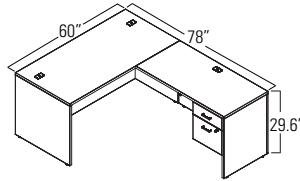
NLP520: "L" Shape Desk*



Package Contents	Model Number	Quantity	List Price	Package Price
Rectangular Desk	NL6630D	1	\$703	\$1800
Return	NL4224R	1	\$580	
Hanging Box/File Pedestal	NL23HBF	1	\$517	

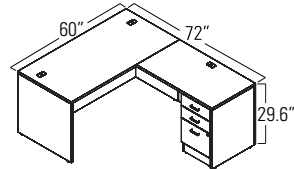
* Can be assembled for left or right hand applications

*NLP107: "L" Shape Desk**



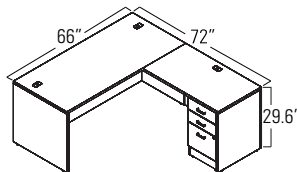
Package Contents	Model Number	Quantity	List Price	Package Price
Rectangular Desk	NL6030D	1	\$686	\$1819
Return	NL4824R	1	\$616	
Hanging Box/File Pedestal	NL23HBF	1	\$517	

*NLP525: "L" Shape Desk**



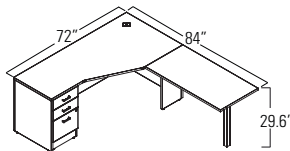
Package Contents	Model Number	Quantity	List Price	Package Price
Rectangular Desk	NL6030D	1	\$686	\$1994
Return	NL4224R	1	\$580	
Box/Box/File Pedestal	NL23BBF	1	\$728	

*NLP521: "L" Shape Desk**



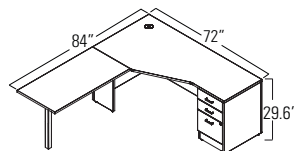
Package Contents	Model Number	Quantity	List Price	Package Price
Rectangular Desk	NL6630D	1	\$703	\$2011
Return	NL4224R	1	\$580	
Box/Box/File Pedestal	NL23BBF	1	\$728	

NLP116R - "L" Shape 72" x 84"



Package Contents	Model Number	Quantity	List Price	Package Price
Extended Corner Credenza - RIGHT	NL7236CER	1	\$939	\$2035
Rectangular Island w/Square Post	NL4824RIS	1	\$368	
Box/Box/File Pedestal	NL23BBF	1	\$728	

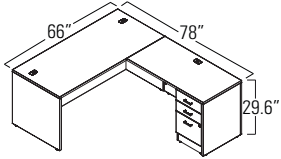
NLP116L: "L" Shape 84" x 72"



Package Contents	Model Number	Quantity	List Price	Package Price
Extended Corner Credenza - LEFT	NL7236CEL	1	\$939	\$2035
Rectangular Island w/Square Post	NL4824RIS	1	\$368	
Box/Box/File Pedestal	NL23BBF	1	\$728	

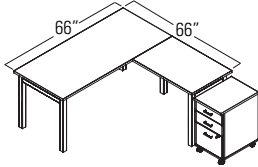
* Can be assembled for left or right hand applications

NLP108: "L" Shape Desk*



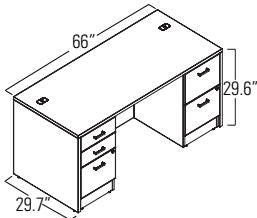
Package Contents	Model Number	Quantity	List Price	Package Price
Rectangular Desk	NL6630D	1	\$703	\$2047
Return	NL4824R	1	\$616	
Box/Box/File Pedestal	NL23BBF	1	\$728	

NLP315: "L" Shape Desk 66" x 66"*



Package Contents	Model Number	Quantity	List Price	Package Price
Table Desk	NL6630DHL	1	\$780	\$2097
Return	NL3624RHL	1	\$392	
Mobile Box/Box/File Pedestal	NLMP23BBF	1	\$925	

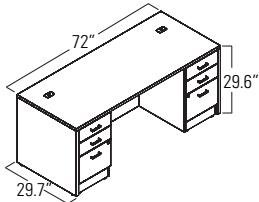
NLP109 - 66" x 30" Double Pedestal Desk



Package Contents	Model Number	Quantity	List Price	Package Price
Rectangular Desk	NL6630D	1	\$703	\$2194
Box/Box/File Pedestal	NL23BBF	1	\$728	
File/File Pedestal	NL23FF	1	\$763	

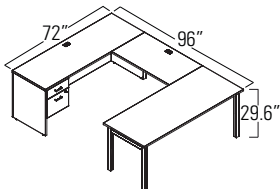
Box/box/file and file/file pedestal positions are reversible

NLP519: 72" x 30" Double Pedestal Desk*



Package Contents	Model Number	Quantity	List Price	Package Price
Rectangular Desk	NL7230D	1	\$739	\$2195
Box/Box/File Pedestal	NL23BBF	2	\$728	

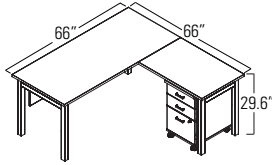
NLP228: "U" Shaped Suite*



Package Contents	Model Number	Quantity	List Price	Package Price
Table Desk	NL7230DHL	1	\$798	\$2251
Bridge Top	NL4224B	1	\$264	
Credenza - Rectangular	NL7224C	1	\$672	
Hanging Box/File Pedestal	NL23HBF	1	\$517	

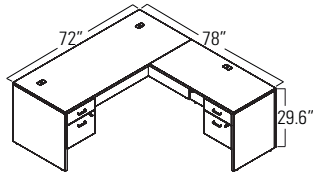
* Can be assembled for left or right hand applications

*NLP231: "L" Shape Suite**



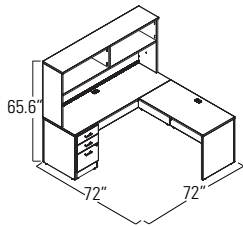
Package Contents	Model Number	Quantity	List Price	Package Price
Table Desk	NL6630DHL	1	\$780	\$2343
Return	NL3624RHL	1	\$392	
Box/Box/File Mobile Pedestal	NLMP23BBF	1	\$925	
Modesty Panel for Table Desk	NL6612MPT	1	\$246	

*NLP522: "L" Shape Desk**



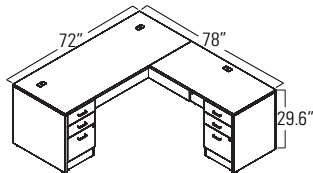
Package Contents	Model Number	Quantity	List Price	Package Price
Rectangular Desk	NL7230D	1	\$739	\$2389
Return	NL4824R	1	\$616	
Hanging Box/File Pedestal	NL23HBF	2	\$517	

*NLP206: Supervisor Suite w/Rectangular Credenza**



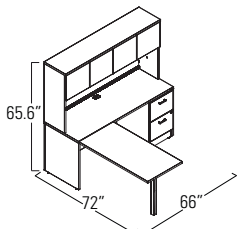
Package Contents	Model Number	Quantity	List Price	Package Price
Return	NL4824R	1	\$616	\$2779
Credenza - Rectangular	NL7224C	1	\$672	
Box/Box/File Pedestal	NL23BBF	1	\$728	
Hutch - 72"	NL71HO	1	\$763	

*NLP523: "L" Shape Desk**



Package Contents	Model Number	Quantity	List Price	Package Price
Rectangular Desk	NL7230D	1	\$739	\$2811
Return	NL4824R	1	\$616	
Box/Box/File Pedestal	NL23BBF	2	\$728	

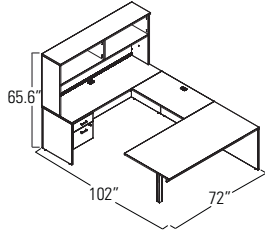
*NLP235: Management "L" Suite**



Package Contents	Model Number	Quantity	List Price	Package Price
Rectangular Island w/Square Post	NL4824RIS	1	\$368	\$2858
Credenza - Rectangular	NL6624C	1	\$654	
Laminate Doors - set of 2	NL32DRL	2	\$176	
Hutch - 66"	NL65HO	1	\$721	
File/File Pedestal	NL23FF	1	\$763	

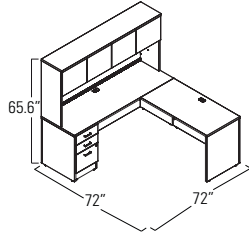
* Can be assembled for left or right hand applications

NLP321: "U" Shaped Suite*



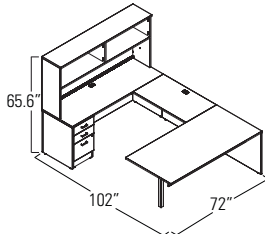
Package Contents	Model Number	Quantity	List Price	Package Price
Rectangular Island w/Square Post	NL7236RMS	1	\$657	\$2996
Bridge	NL4224FB	1	\$387	
Credenza - Rectangular	NL7224C	1	\$672	
Hutch - 72"	NL71HO	1	\$763	
Hanging Box/File Pedestal	NL23HBF	1	\$517	

NLP106: "L" Shaped Suite 72" x 72"*



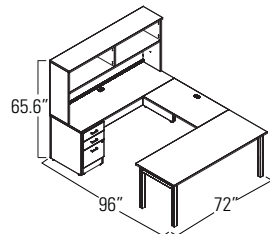
Package Contents	Model Number	Quantity	List Price	Package Price
Return	NL4824R	1	\$616	\$3159
Credenza - Rectangular	NL7224C	1	\$672	
Laminate Doors - set of 2	NL35DRL	2	\$190	
Hutch - 72"	NL71HO	1	\$763	
Box/Box/File Pedestal	NL23BBF	1	\$728	

NLP221: Management Suite - Rectangular Island*



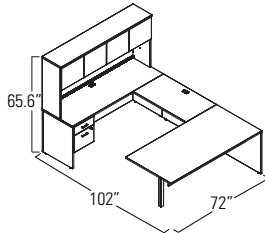
Package Contents	Model Number	Quantity	List Price	Package Price
Rectangular Island w/Square Post	NL7236RMS	1	\$657	\$3207
Bridge	NL4224FB	1	\$387	
Credenza - Rectangular	NL7224C	1	\$672	
Hutch - 72"	NL71HO	1	\$763	
Box/Box/File Pedestal	NL23BBF	1	\$728	

NLP229: "U" Shaped Suite*



Package Contents	Model Number	Quantity	List Price	Package Price
Table Desk	NL7230DHL	1	\$798	\$3225
Bridge Top	NL4224B	1	\$264	
Credenza - Rectangular	NL7224C	1	\$672	
Hutch - 72"	NL71HO	1	\$763	
Box/Box/File Pedestal	NL23BBF	1	\$728	

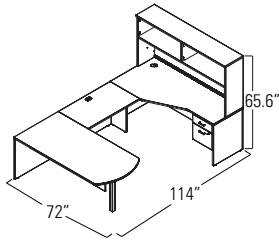
NLP103: Management "U" Shaped Suite



Package Contents	Model Number	Quantity	List Price	Package Price
Rectangular Island w/Square Post	NL7236RMS	1	\$657	\$3376
Bridge	NL4224FB	1	\$387	
Credenza - Rectangular	NL7224C	1	\$672	
Hutch - 72"	NL71HO	1	\$763	
Laminate Doors	NL35DRL	2	\$190	
Hanging Box/File Pedestal	NL23HBF	1	\$517	

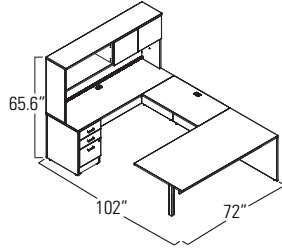
* Can be assembled for left or right hand applications

NLP202R: Management Suite - "D" Island w/Left Extended Credenza



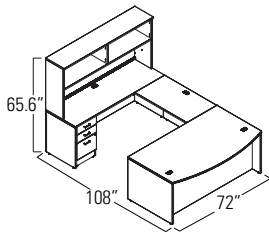
Package Contents	Model Number	Quantity	List Price	Package Price
"D" Island w/Square Post	NL7236DMS	1	\$790	\$3396
Extended Corner Credenza - LEFT	NL7236CEL	1	\$939	
Hutch - 72"	NL71HO	1	\$763	
Bridge	NL4224FB	1	\$387	
Hanging Box/File Pedestal	NL23HBF	1	\$517	

*NLP121: "U" Shaped Suite**



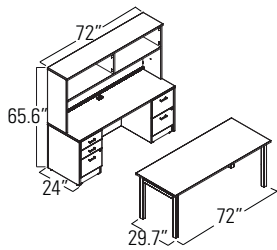
Package Contents	Model Number	Quantity	List Price	Package Price
Rectangular Island w/Square Post	NL7236RMS	1	\$657	\$3397
Bridge	NL4224FB	1	\$387	
Credenza - Rectangular	NL7224C	1	\$672	
Hutch - 72"	NL71HO	1	\$763	
Laminate Doors	NL35DRL	1	\$190	
Box/Box/File Pedestal	NL23BBF	1	\$728	

*NLP205: Management Suite - Bow Front Desk w/Rectangular Credenza**



Package Contents	Model Number	Quantity	List Price	Package Price
Bow Desk	NL7242BD	1	\$1002	\$3552
Credenza - Rectangular	NL7224C	1	\$672	
Hutch - 72"	NL71HO	1	\$763	
Bridge	NL4224FB	1	\$387	
Box/Box/File Pedestal	NL23BBF	1	\$728	

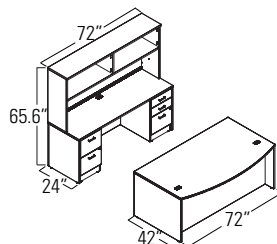
NLP230: Office Suite



Package Contents	Model Number	Quantity	List Price	Package Price
Table Desk	NL7230DHL	1	\$798	\$3724
Credenza - Rectangular	NL7224C	1	\$672	
Hutch - 72"	NL71HO	1	\$763	
Box/Box/File Pedestal	NL23BBF	1	\$728	
File/File Pedestal	NL23FF	1	\$763	

Box/box/file and file/file pedestal positions are reversible

NLP201: Management Suite - Bow Front Desk

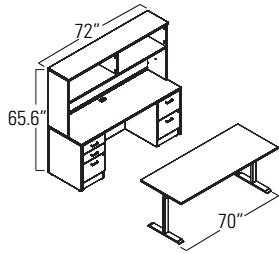


Package Contents	Model Number	Quantity	List Price	Package Price
Bow Desk	NL7242BD	1	\$1002	\$3928
Credenza - Rectangular	NL7224C	1	\$672	
File/File Pedestal	NL23FF	1	\$763	
Hutch - 72"	NL71HO	1	\$763	
Box/Box/File Pedestal	NL23BBF	1	\$728	

Box/box/file and file/file pedestal positions are reversible

* Can be assembled for left or right hand applications

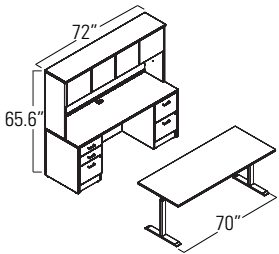
NLP243: Management Suite - 3-Stage Height Adjustable table



Package Contents	Model Number	Quantity	List Price	Package Price
Rectangular Top	NL7029HAT	1	\$334	\$4309
3-Stage Height Adjustable Base	MLIR30B	1	\$1049	
Credenza - Rectangular	NL7224C	1	\$672	
Hutch - 72"	NL71HO	1	\$763	
Box/Box/File Pedestal	NL23BBF	1	\$728	
File/File Pedestal	NL23FF	1	\$763	

Box/box/file and file/file pedestal positions are reversible

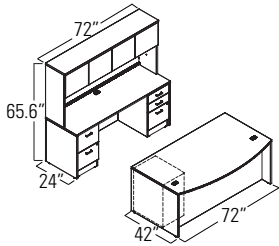
NLP244: Management Suite - 3-Stage Height Adjustable table



Package Contents	Model Number	Quantity	List Price	Package Price
Rectangular Top	NL7029HAT	1	\$334	\$4689
3-Stage Height Adjustable Base	MLIR30B	1	\$1049	
Credenza - Rectangular	NL7224C	1	\$672	
Hutch - 72"	NL71HO	1	\$763	
Laminate Doors	NL35DRL	2	\$190	
Box/Box/File Pedestal	NL23BBF	1	\$728	
File/File Pedestal	NL23FF	1	\$763	

Box/box/file and file/file pedestal positions are reversible

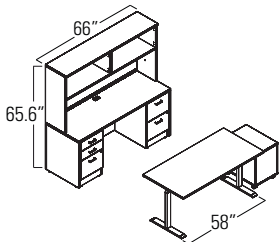
NLP202: Management Suite - Bow Front Desk



Package Contents	Model Number	Quantity	List Price	Package Price
Bow Desk	NL7242BD	1	\$1002	\$5036
Credenza - Rectangular	NL7224C	1	\$672	
File/File Pedestal	NL23FF	1	\$763	
Hutch - 72"	NL71HO	1	\$763	
Laminate Doors	NL35DRL	2	\$190	
Box/Box/File Pedestal	NL23BBF	2	\$728	

Box/box/file and file/file pedestal positions are reversible

NLP246: Management Suite - 3-Stage Height Adjustable table



Package Contents	Model Number	Quantity	List Price	Package Price
Rectangular Top	NL5829HAT	1	\$306	\$4995
3-Stage Height Adjustable Base	MLIR30B	1	\$1049	
Credenza - Rectangular	NL6624C	1	\$654	
Hutch - 66"	NL65HO	1	\$721	
Box/Box/File Pedestal	NL23BBF	1	\$728	
File/File Pedestal	NL23FF	1	\$763	
Mobile Box/File Pedestal	NLMP23BF	1	\$774	

Box/box/file and file/file pedestal positions are reversible

TABLE DESKS & COMPONENTS	MODEL #	DIMENSIONS ^{IN} _{MM}	WEIGHT ^{LB} _{KG}	VOLUME ^{FT³} _{MT³}	LIST PRICE
--------------------------	---------	---	---------------------------------------	---	------------

W x D x H

24" deep

NL3624DHL	36 x 24 x 29.6 <i>914 x 610 x 752</i>	83 <i>37.65</i>	4.7 <i>0.13</i>	\$668
NL4824DHL	48 x 24 x 29.6 <i>1219 x 610 x 752</i>	92.5 <i>41.96</i>	5.1 <i>0.14</i>	\$703
NL5424DHL	54 x 24 x 29.6 <i>1372 x 610 x 752</i>	97.5 <i>44.23</i>	5.4 <i>0.15</i>	\$720
NL6024DHL	60 x 24 x 29.6 <i>1524 x 610 x 752</i>	102 <i>46.27</i>	5.6 <i>0.15</i>	\$738
NL6624DHL	66 x 24 x 29.6 <i>1676 x 610 x 752</i>	107.2 <i>48.63</i>	5.8 <i>0.16</i>	\$755
NL7224DHL	72 x 24 x 29.6 <i>1829 x 610 x 752</i>	112.5 <i>51.03</i>	6.1 <i>0.17</i>	\$773

30" deep nominal (29.7" deep actual)

NL6030DHL	60 x 29.7 x 29.6 <i>1524 x 754 x 752</i>	115 <i>52.16</i>	6 <i>0.16</i>	\$762
NL6630DHL	66 x 29.7 x 29.6 <i>1676 x 754 x 752</i>	121 <i>54.88</i>	6.2 <i>0.17</i>	\$780
NL7230DHL	72 x 29.7 x 29.6 <i>1829 x 754 x 752</i>	126.5 <i>57.38</i>	6.5 <i>0.18</i>	\$798

Freestanding rectangular desk with two H-legs and 4"H stability panel. Stability panel is recessed from approach side: 5.1" on 24"D table desks, and 5.3" on 30"D table desks; can be interchanged for laminate table desk modesty panel, ordered separately. Shipped easy to assemble in 2 cartons.



Table Desk

NL3024RHL	30 x 24 x 29.6 <i>762 x 610 x 752</i>	54.2 <i>24.58</i>	4.4 <i>0.12</i>	\$381
NL3624RHL	36 x 24 x 29.6 <i>914 x 610 x 752</i>	58.5 <i>26.54</i>	4.7 <i>0.13</i>	\$392
NL4224RHL	42 x 24 x 29.6 <i>1067 x 610 x 752</i>	62.6 <i>28.39</i>	4.9 <i>0.13</i>	\$402
NL4824RHL	48 x 24 x 29.6 <i>1219 x 610 x 752</i>	66.8 <i>30.3</i>	5.1 <i>0.14</i>	\$413
NL5424RHL	54 x 24 x 29.6 <i>1372 x 610 x 752</i>	71 <i>32.21</i>	5.4 <i>0.15</i>	\$427

Returns are non-handed, connects flush to freestanding desk, table desk and credenza to either left or right hand side. One leg included. Connecting hardware included. Shipped easy to assemble in 2 cartons.



Return

NL3624B	36 x 24 x 1 <i>914 x 610 x 25</i>	28 <i>12.7</i>	1.6 <i>0.04</i>	\$246
NL4224B	42 x 24 x 1 <i>1067 x 610 x 25</i>	32 <i>14.51</i>	1.9 <i>0.05</i>	\$264
NL4824B	48 x 24 x 1 <i>1219 x 610 x 25</i>	36.5 <i>16.56</i>	2.1 <i>0.05</i>	\$288

Connects flush between two freestanding units with full end gables or H-legs. Shipped easy to assemble in 1 carton.



Bridge Top

NL24RHLEG	23 x 5 x 28.6 <i>584 x 127 x 726</i>	19 <i>8.62</i>	3.1 <i>0.08</i>	\$145
-----------	---	-------------------	--------------------	--------------

For use with up to 54" wide by 24" deep tops only. Additional support required to support spans greater than 54" wide. Shipped assembled in 1 carton.



H-Leg

TABLES DESK & COMPONENTS **MODEL #** **DIMENSIONS** ^{IN}/_{MM} **WEIGHT** ^{LB}/_{KG} **VOLUME** ^{FT³}/_{MT³} **LIST PRICE**



W x D x H







Modesty Panel for Table Desks

NL3612MPT	30 x 0.7 x 12 <i>762 x 18 x 305</i>	8 <i>3.63</i>	0.4 <i>0.01</i>	\$176
NL4812MPT	42 x 0.7 x 12 <i>1067 x 18 x 305</i>	11 <i>4.99</i>	0.5 <i>0.01</i>	\$193
NL5412MPT	48 x 0.7 x 12 <i>1219 x 18 x 305</i>	13 <i>5.9</i>	0.6 <i>0.01</i>	\$211
NL6012MPT	54 x 0.7 x 12 <i>1372 x 18 x 305</i>	15 <i>6.8</i>	0.7 <i>0.01</i>	\$229
NL6612MPT	60 x 0.7 x 12 <i>1524 x 18 x 305</i>	16 <i>7.26</i>	0.7 <i>0.01</i>	\$246
NL7212MPT	66 x 0.7 x 12 <i>1676 x 18 x 305</i>	18 <i>8.16</i>	0.8 <i>0.02</i>	\$264

NL3612MPT can be used with NL3624DHL.
 NL4812MPT can be used with NL4824DHL.
 NL5412MPT can be used with NL5424DHL.
 NL6012MPT can be used with NL6030DHL and NL6024DHL.
 NL6612MPT can be used with NL6630DHL and NL6624DHL.
 NL7212MPT can be used with NL7230DHL and NL7224DHL.
 To be secured to H-leg tabs with wood screws provided, pilot holes are pre-drilled.
 Shipped in 1 carton.

DESKS	MODEL #	DIMENSIONS ^{IN} _{MM}	WEIGHT ^{LB} _{KG}	VOLUME ^{FT³} _{MT³}	LIST PRICE
 <p>Bow Desk</p>	NL7242BD	W x D x H 72 x 42 x 29.6	182	8.5	\$1002
		1829 x 1067 x 752	82.55	0.24	
 <p>Rectangular Desk</p>	NL6030D	60 x 29.7 x 29.6 1524 x 754 x 752	133 60.33	5.5 0.15	\$686
	NL6630D	66 x 29.7 x 29.6 1676 x 754 x 752	142 64.41	6 0.16	\$703
	NL7230D	72 x 29.7 x 29.6 1829 x 754 x 752	150 68.04	6.5 0.18	\$739
	NL7236D	72 x 36 x 29.6 1829 x 914 x 752	173 78.47	7.5 0.21	\$756
	Rectangular desks with two wire management grommets and a full modesty panel. 30" deep - modesty panel recessed 5.6". 36" deep - modesty panel recessed 6.5". Specify RSG to remove grommets, upcharge applies. Shipped easy to assemble in 1 carton.				

HUTCHES	MODEL #	DIMENSIONS ^{IN} _{MM}	WEIGHT ^{LB} _{KG}	VOLUME ^{FT³} _{MT³}	LIST PRICE
 <p>Hutch - 36"</p>	NL36HO	36 x 15 x 36	95	4	\$587
		914 x 381 x 914	43.09	0.11	
 <p>Hutch - 66" and 72"</p>	NL65HO	65.69 x 15 x 36 1669 x 381 x 914	133 60.33	6.75 0.19	\$721
	NL71HO	71.69 x 15 x 36 1821 x 381 x 914	143 64.86	7.5 0.21	\$763
	NL71HO and NL65HO have fixed shelf dividers. Can be used on any straight worksurface. 20" of clearance between worksurface and bottom of hutch. Predrilled to accept one or two laminate door sets (NLxxDRL). Shipped easy to assemble in 1 carton.				

HUTCH DOORS	MODEL #	DIMENSIONS ^{IN} _{MM}	WEIGHT ^{LB} _{KG}	VOLUME ^{FT³} _{MT³}	LIST PRICE
 <p>Laminate Doors for 36" Hutch</p>	NL36PHLD	35 x 0.7 x 34.7	28	3	\$313
		889 x 18 x 881	12.7	0.08	
 <p>Laminate Doors</p>	NL32DRL	32.8 x 0.7 x 15 833 x 18 x 381	15 6.8	1.6 0.04	\$176
	NL35DRL	35.8 x 0.7 x 15 909 x 18 x 381	15 6.8	1.7 0.04	\$190
	Set of two laminate doors for hutches; two sets required to fully enclose hutch storage area. Hinges included. Non-locking. Extends slightly beyond face of hutch for finger pull access, no handles. Shipped ready to assemble in 1 carton. NL32DRL - Set of 2 doors for NL65HO. NL35DRL - Set of 2 doors for NL71HO.				

TACKBOARDS **MODEL #** **DIMENSIONS** ^{IN}/_{MM} **WEIGHT** ^{LB}/_{KG} **VOLUME** ^{FT³}/_{MT³} **LIST PRICE**

W x D x H



Tackboard

ML65TB	63.5 x 1 x 15.5 <i>1613 x 25 x 394</i>	6.4 <i>2.9</i>	1.3 <i>0.03</i>	\$203
ML71TB	70 x 1 x 15.75 <i>1778 x 25 x 400</i>	7 <i>3.18</i>	1.4 <i>0.03</i>	\$211

Fabric covered tackboard. Includes mounting screws. See page 74 for color options. Shipped in 1 carton.

CREDENZAS



Credenza - Rectangular

NL6624C	66 x 24 x 29.6 <i>1676 x 610 x 752</i>	119 <i>53.98</i>	5.8 <i>0.16</i>	\$654
NL7224C	72 x 24 x 29.6 <i>1829 x 610 x 752</i>	125 <i>56.7</i>	6.1 <i>0.17</i>	\$672

Rectangular credenza, wire management grommet as shown in top surface and in the modesty panel (hidden from view). Full height flush modesty panel. Accepts hanging pedestal, pedestal without top or 36"W low storage units without top. Shipped easy to assemble in 1 carton.

EXTENDED CORNER CREDENZAS



Extended Corner Credenza - LEFT

NL6636CEL	66 x 36 x 29.6 <i>1676 x 914 x 752</i>	148 <i>67.13</i>	7.1 <i>0.2</i>	\$886
NL7236CEL	72 x 36 x 29.6 <i>1829 x 914 x 752</i>	155 <i>70.31</i>	7.1 <i>0.2</i>	\$939

Narrow and full gables. Narrow end gable can be connected to 24"D return or flush bridge. Full end panel cannot be connected. Corner wire management grommet as shown. Full height modesty panel. Accepts hanging pedestal or pedestal without top. Shipped easy to assemble in 1 carton.



Extended Corner Credenza - RIGHT

NL6636CER	66 x 36 x 29.6 <i>1676 x 914 x 752</i>	148 <i>67.13</i>	7.1 <i>0.2</i>	\$886
NL7236CER	72 x 36 x 29.6 <i>1829 x 914 x 752</i>	155 <i>70.31</i>	7.1 <i>0.2</i>	\$939

Narrow and full gables. Narrow end gable can be connected to 24"D return or flush bridge. Full end panel cannot be connected. Corner wire management grommet as shown. Full height modesty panel. Accepts hanging pedestal or pedestal without top. Shipped easy to assemble in 1 carton.

ISLANDS WITH MODESTY



"D" Island w/Square Post Leg

NL6630DMS	66 x 29.7 x 29.6 <i>1676 x 754 x 752</i>	129 <i>58.51</i>	6.2 <i>0.17</i>	\$748
NL7236DMS	72 x 36 x 29.6 <i>1829 x 914 x 752</i>	132 <i>59.87</i>	7.1 <i>0.2</i>	\$790

2" square post leg and modesty panel with 16.6" clearance included. No grommet. Must be connected, not freestanding. Reversible for left or right hand orientation. Shipped easy to assemble in 2 cartons.



Rectangular Island w/Square Post Leg

NL6630RMS	66 x 29.7 x 29.6 <i>1676 x 754 x 752</i>	129 <i>58.51</i>	6.2 <i>0.17</i>	\$632
NL7236RMS	72 x 36 x 29.6 <i>1829 x 914 x 752</i>	132 <i>59.87</i>	7.1 <i>0.2</i>	\$657

2" square post leg and modesty panel with 16.6" clearance included. No grommet. Must be connected, not freestanding. Reversible for left or right hand orientation. Shipped easy to assemble in 2 cartons.

ISLANDS WITHOUT MODESTY



Rectangular Island w/Square Post Leg

MODEL #	DIMENSIONS ^{IN} _{MM}	WEIGHT ^{LB} _{KG}	VOLUME ^{FT³} _{MT³}	LIST PRICE
NL4224RIS	42 x 24 x 29.6	45	4.6	\$351
	<i>1067 x 610 x 752</i>	<i>20.41</i>	<i>0.13</i>	
NL4824RIS	48 x 24 x 29.6	49	4.6	\$368
	<i>1219 x 610 x 752</i>	<i>22.23</i>	<i>0.13</i>	

24"D where surface connects. One 2" square post leg. Connecting hardware included. Optional modesty panel available. Reversible. Shipped easy to assemble in 2 cartons.

MODESTY PANELS



Modesty Panel for Island Surfaces

NL4212MP	32 x 0.7 x 12	11	0.5	\$193
	<i>813 x 18 x 305</i>	<i>4.99</i>	<i>0.01</i>	
NL4812MP	38 x 0.7 x 12	12	0.5	\$211
	<i>965 x 18 x 305</i>	<i>5.44</i>	<i>0.01</i>	

NL4212MP can be used with NL4224RIS. NL4812MP can be used with NL4824RIS. Shipped easy to assemble in 2 carton.

RETURNS



Return

NL3024R	30 x 24 x 29.6	61	3	\$510
	<i>762 x 610 x 752</i>	<i>27.67</i>	<i>0.08</i>	
NL3624R	36 x 24 x 29.6	68	2.7	\$545
	<i>914 x 610 x 752</i>	<i>30.84</i>	<i>0.07</i>	
NL4224R	42 x 24 x 29.6	76	3.1	\$580
	<i>1067 x 610 x 752</i>	<i>34.47</i>	<i>0.08</i>	
NL4824R	48 x 24 x 29.6	84	3.4	\$616
	<i>1219 x 610 x 752</i>	<i>38.1</i>	<i>0.09</i>	

For use with rectangular desks, credenzas and corner credenzas. Two wire management grommets; one as shown in the top surface, the other in the back panel below. Reversible for left or right hand orientation. Shipped easy to assemble in 1 carton.

BRIDGES



Bridge

NL3624FB	36 x 24 x 29.6	59	2.3	\$352
	<i>914 x 610 x 752</i>	<i>26.76</i>	<i>0.06</i>	
NL4224FB	42 x 24 x 29.6	68	3.1	\$387
	<i>1067 x 610 x 752</i>	<i>30.84</i>	<i>0.08</i>	
NL4824FB	48 x 24 x 29.6	78	3.4	\$422
	<i>1219 x 610 x 752</i>	<i>35.38</i>	<i>0.09</i>	

To create a "U" shape configuration by connecting two units with full end gables. Two wire management grommets; one as shown in the top surface, the other in the back panel below. Connecting hardware included. Shipped easy to assemble in 1 carton.

MOBILE PEDESTALS



Box/File Mobile Pedestal

MODEL #	DIMENSIONS ^{IN} _{MM}	WEIGHT ^{LB} _{KG}	VOLUME ^{FT³} _{MT³}	LIST PRICE
NLMP23BF	16 x 22.7 x 22.1 406 x 577 x 561	74 33.57	6.5 0.18	\$774

Mobile pedestal with one box and one file drawer. Front lock - both drawers locking. File drawer accommodates front-to-back letter size or side-to-side legal size hanging files. Pedestal top features 1" overhang with built-in grip for ease of mobility. Includes counterweight to prevent tipping. Pencil tray included. Front locking casters. Shipped assembled in 1 carton.

Limited Lifetime Warranty (5-year exceptions apply - see page 131).



Box/Box/File Mobile Pedestal

NLMP23BBF	16 x 22.7 x 28 406 x 577 x 711	93 42.18	8.25 0.23	\$925
-----------	-----------------------------------	-------------	--------------	--------------

Mobile pedestal with two box drawers and one file drawer. Front lock - all drawers locking. File drawer accommodates front-to-back letter size or side-to-side legal size files. Pedestal top features 1" overhang with built-in grip for ease of mobility. Includes counterweight to prevent tipping. Front locking casters. Pencil tray included. Sits flush with user edge under 30"D table desks with or without modesty panel or 24"D returns without modesty panel. Does not sit flush under 24"D table desk. Shipped assembled in 1 carton.

PEDESTALS



Hanging Box/File Pedestal

NL23HBF	16 x 23 x 18 406 x 584 x 457	54 24.49	5.25 0.14	\$517
---------	---------------------------------	-------------	--------------	--------------

One box drawer and one file drawer. Front lock - both drawers locking. Non-handed, open back. Pencil tray included. For use with bow or rectangular desks, returns or credenzas with laminate side gables and full modesty panel. Top is open. File drawer accommodates front-to-back letter size or side-to-side legal size files. Shipped assembled in 1 carton.



Box/Box/File Pedestal

NL23BBF	16 x 23.3 x 28.5 406 x 592 x 724	80 36.29	8.25 0.23	\$728
---------	-------------------------------------	-------------	--------------	--------------







Two box drawers and one file drawer. Front lock - all drawers locking. Pencil tray included. For use with bow or rectangular desks, returns or credenzas with laminate side gables. Can be moved to a left or right hand position. Top is open. File drawer accommodates front-to-back letter size or side-to-side legal size files. Shipped assembled in 1 carton.



File/File Pedestal

NL23FF	16 x 23.3 x 28.5 406 x 592 x 724	78 35.38	8.25 0.23	\$763
--------	-------------------------------------	-------------	--------------	--------------

Two front locking file drawers. For use with bow or rectangular desks, returns or credenzas with laminate side gables. Can be moved to a left or right position. Top is open. File drawers accommodate front-to-back letter size or side-to-side legal size files. Shipped assembled in 1 carton.

STORAGE UNITS	MODEL #	DIMENSIONS ^{IN} _{MM}	WEIGHT ^{LB} _{KG}	VOLUME ^{FT³} _{MT³}	LIST PRICE
 <p>Lateral File - No Top</p>	NL3623LF	36 x 23.3 x 28.5	128	18.25	\$907
		914 x 592 x 724	58.06	0.51	
<p>Open top, fits under 24"D worksurface, or within 24"D credenza or 42"/48"W x 24"D return. Two front locking file drawers. File bars included for front-to-back filing orientation. Shipped assembled in 1 carton.</p>					
 <p>Lateral File w/Top</p>	NL3624LFT	36 x 24 x 29.6	149	18.25	\$1118
		914 x 610 x 752	67.59	0.51	
<p>24"D. Two front locking file drawers. File bars included for front-to-back filing orientation. Incorporates anti-tip feature - only one drawer can be opened at a time. Shipped assembled in 1 carton.</p>					
 <p>Storage Cabinet - No Top</p>	NL3623SC	36 x 23.3 x 28.5	116	18.25	\$605
		914 x 592 x 724	52.62	0.51	
<p>Open top, fits under 24"D worksurface, or within 24"D credenza or 42"/48"W x 24"D return. Two front locking doors. One adjustable shelf. Shipped assembled in 1 carton.</p>					
 <p>Storage Cabinet w/Top</p>	NL3624SCT	36 x 24 x 29.6	136	18.25	\$809
		914 x 610 x 752	61.69	0.51	
<p>24"D. Two front locking doors. One adjustable shelf. Shipped assembled in 1 carton.</p>					
 <p>Multi-Storage Unit - No Top</p>	NL3623MS	36 x 23.3 x 28.5	147	18.25	\$1097
		914 x 592 x 724	66.68	0.51	
<p>Open top, fits under 24"D worksurface, or within 24"D credenza or 42"/48"W x 24"D return. One full width file drawer, one half width file drawer and two half width box drawers. All drawers lock. File bars included for front-to-back filing orientation. Incorporates anti-tip feature - only one drawer can be opened at a time. Shipped assembled in 1 carton.</p>					
 <p>Multi-Storage Unit w/Top</p>	NL3624MST	36 x 24 x 29.6	164	18.25	\$1273
		914 x 610 x 752	74.39	0.51	
<p>24"D. One full width file drawer, one half width file drawer and two half width box drawers. All drawers lock. File bars included for front-to-back filing orientation. Incorporates anti-tip feature - only one drawer can be opened at a time. Shipped assembled in 1 carton.</p>					

BOOKCASES



Bookcase

MODEL #	DIMENSIONS ^{IN} _{MM}	WEIGHT ^{LB} _{KG}	VOLUME ^{FT³} _{MT³}	LIST PRICE
NL49BC	30 x 12 x 48.6	111	3.75	\$640
	762 x 305 x 1234	50.34	0.1	

48.6"H. Three adjustable 1" thick shelves. Four levelers. Shipped easy to assemble in 1 carton.




Bookcase

NL66BC	30 x 12 x 65.6	137	5.75	\$844
	762 x 305 x 1666	62.14	0.16	

65.6"H. One fixed shelf and three adjustable. 1" thick shelves. Four levelers. Shipped easy to assemble in 1 carton.

WARDROBES



Personal Wardrobe

NL6618WDL	18 x 24 x 65.6	147	20.75	\$932
	457 x 610 x 1666	66.68	0.58	
NL6618WDR	18 x 24 x 65.6	147	20.75	\$932
	457 x 610 x 1666	66.68	0.58	

65.6"H. Personal wardrobe hinged on the left (left hand) or right (right hand). Includes coat bar and one fixed shelf with 9" clearance between shelf and top of cabinet. Shipped assembled in 1 carton.

HANDLES



Handle

HANDLE NS	3.94 x 0.75 x 0.37	0.25	0.1	\$18
	100 x 19 x 9	0.11	-	

Square edge handle style. Silver finish For use on Newland or Zira series drawers or doors drilled for handles, field exchange required. This handle has a measurement of 96 mm center to center.

BOARDROOM AND MULTI-PURPOSE TABLES **MODEL #** **DIMENSIONS** **WEIGHT** **VOLUME** **LIST PRICE**



Boardroom Table - Round

	W x D x H			
NL42R	42 x - x 29	111	9	\$967
	1067 x - x 737	50.35	0.25	

One-piece round top. Laminate X base. 1" thick top. Shipped easy to assemble in 2 cartons.



Boardroom Table - Boat Shaped

NL96BT	96 x 48 x 29	306	12	\$1425
	2438 x 1219 x 737	138.8	0.33	

One-piece boat shape top. Two slab laminate bases. 1" thick top. Top tapers to 40"D at the ends. Shipped easy to assemble in 2 cartons.



Boardroom Table - Boat Shaped

NL120BT	120 x 48 x 29	426	15.3	\$1952
	3048 x 1219 x 737	193.23	0.43	
NL144BT	144 x 48 x 29	456	15.3	\$2128
	3658 x 1219 x 737	206.84	0.43	

Two-piece boat shape top. Three slab laminate bases. 1" thick top. Top tapers to 40"D at the end. Shipped easy to assemble in 2 cartons.

22" high

NL30RX22	30 x 30 x 22	40	11.5	\$496
	762 x 762 x 559	18.14	0.32	
NL36RX22	36 x 36 x 22	56	17	\$575
	914 x 914 x 559	25.4	0.48	

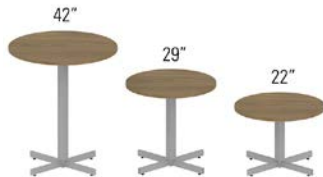
29" high

NL30RX	30 x 30 x 29	40	14.3	\$496
	762 x 762 x 737	18.14	0.4	
NL36RX	36 x 36 x 29	56	21	\$575
	914 x 914 x 737	25.4	0.59	
NL42RX	42 x 42 x 29	64	21.5	\$703
	1067 x 1067 x 737	29.03	0.6	

42" high

NL30RX42	30 x 30 x 42	40	20.6	\$518
	762 x 762 x 1067	18.14	0.58	
NL36RX42	36 x 36 x 42	56	30.4	\$625
	914 x 914 x 1067	25.4	0.86	

One piece round 1" thick thermally fused laminate top with painted steel X-base; (X-base column 2.5" square with 1" x 2" rectangular feet, leveling glides and end caps to complement painted finish included). Shipped easy to assemble in 2 cartons.



Round Table - X- Base

BOARDROOM AND MULTI-PURPOSE TABLES

MODEL #	DIMENSIONS W x D x H	WEIGHT	VOLUME	LIST PRICE
22" high				
NL30SX22	30 x 30 x 22 <i>762 x 762 x 559</i>	45 <i>20.41</i>	11.5 <i>0.32</i>	\$496
NL36SX22	36 x 36 x 22 <i>914 x 914 x 559</i>	64 <i>29.03</i>	17 <i>0.48</i>	\$575
29" high				
NL30SX	30 x 30 x 29 <i>762 x 762 x 737</i>	45 <i>20.41</i>	14.3 <i>0.4</i>	\$496
NL36SX	36 x 36 x 29 <i>914 x 914 x 737</i>	64 <i>29.03</i>	21 <i>0.59</i>	\$575
NL42SX	42 x 42 x 29 <i>1067 x 1067 x 737</i>	78 <i>35.38</i>	21.5 <i>0.6</i>	\$703
42" high				
NL30SX42	30 x 30 x 42 <i>762 x 762 x 1067</i>	45 <i>20.41</i>	20.6 <i>0.58</i>	\$518
NL36SX42	36 x 36 x 42 <i>914 x 914 x 1067</i>	64 <i>29.03</i>	30.4 <i>0.86</i>	\$625



Square Table - X- Base



Height Adjustable Personal Table

One piece square 1" thick thermally fused laminate top with painted steel X-base; (X-base column 2.5" square with 1" x 2" rectangular feet, leveling glides and end caps to complement painted finish included). Shipped easy to assemble in 2 cartons.

NL2819PPT	27.5 x 19 x 28.3-43.8 <i>699 x 483 x 719-1113</i>	34.8 <i>15.79</i>	3.2 <i>0.09</i>	\$513
-----------	--	----------------------	--------------------	--------------

Pneumatic height adjustable personal table with locking casters. Range of adjustability with 1" thick thermally fused laminate top is 28.3" to 43.8"H. Tungsten base only. Square tube detailing complements the Newland series desking components. Shipped easy to assemble in 2 cartons.

TRAINING TABLES



Flip-Top Table

NL4824FT	48 x 24 x 29.5 <i>1219 x 610 x 749</i>	61.9 <i>28.08</i>	4.7 <i>0.13</i>	\$690
NL6024FT	60 x 24 x 29.5 <i>1524 x 610 x 749</i>	73.7 <i>33.43</i>	5.4 <i>0.15</i>	\$724
NL7224FT	72 x 24 x 29.5 <i>1829 x 610 x 749</i>	85.6 <i>38.83</i>	6 <i>0.16</i>	\$754

Flip-top table with 1" thick thermally fused laminate top with factory installed inserts to connect the leg assembly. Y-legs and integral modesty panel in Tungsten finish only. Locking casters. 5.25" nesting creep per table when flipped and stored. Shipped easy to assemble in 3 cartons.

PRIVACY PANELS

GENERAL INFORMATION

- Ideal for height adjustable or freestanding table desks.
- Install quickly and simply onto the front, back or side edge of a 1" or 1 1/16" thick worksurface.
- Upmount and undermount orientations available: fabric panels are specific to orientation; PET Felt panels can be mounted upwards or undermount.
- It is recommended to select a privacy panel 6" less in width than the surface it is being mounting on. The underside or top side of the surface mounting to should have a minimum 3" depth free and clear along the length of the surface for mounting.
- Finished height 13.25" with mounting brackets. 12.5" without mounting brackets.

FABRIC PRIVACY PANELS

- Frameless and non-tackable
- Available in the following fabrics:
Anchorage, Carrera, Fusion, Jenny, Urban and Waterfall

PET FELT PRIVACY SCREEN

- 9mm thick PET Felt, 100% PET polyester fibre.
- Tackable felt-like finish, in the following finishes:

MST	Mist	SFR	Sunflower
PWT	Pewter	LAP	Lapis
GPH	Graphite	RBY	Ruby

PRIVACY PANEL CLAMPS

- Each clamp is a two-piece die-cast assembly in Silver finish and are affixed to the worksurface with three screws.
- Two brackets are included with 24" to 54" wide panels; three clamps with 60" and 66" wide panels.

PRIVACY PANEL AND SCREENS

- MLxxUMF privacy panels and MVLPET felt screens may be used as center dividers with Ionic benching kits - see page 99.
- Adapter brackets are required to center mount the panels/screens between dual sided table desk. For brackets, see page 102.

PRIVACY PANELS	MODEL #	DIMENSIONS ^{IN} _{MM}	WEIGHT ^{LB} _{KG}	VOLUME ^{FT³} _{MT³}	LIST PRICE
		W x D x H			
	ML1324DMF	24 x 0.5 x 13.25 <i>610 x 13 x 337</i>	2.6 <i>1.18</i>	0.4 <i>0.01</i>	\$458
	ML1330DMF	30 x 0.5 x 13.25 <i>762 x 13 x 337</i>	3 <i>1.36</i>	0.5 <i>0.01</i>	\$460
	ML1336DMF	36 x 0.5 x 13.25 <i>914 x 13 x 337</i>	3.6 <i>1.63</i>	0.6 <i>0.01</i>	\$494
	ML1342DMF	42 x 0.5 x 13.25 <i>1067 x 13 x 337</i>	4.2 <i>1.91</i>	0.7 <i>0.01</i>	\$529
	ML1348DMF	48 x 0.5 x 13.25 <i>1219 x 13 x 337</i>	4.8 <i>2.18</i>	0.8 <i>0.02</i>	\$530
	ML1354DMF	54 x 0.5 x 13.25 <i>1372 x 13 x 337</i>	5.4 <i>2.45</i>	0.9 <i>0.02</i>	\$565
	ML1360DMF	60 x 0.5 x 13.25 <i>1524 x 13 x 337</i>	6 <i>2.72</i>	1 <i>0.02</i>	\$759
	ML1366DMF	66 x 0.5 x 13.25 <i>1676 x 13 x 337</i>	6.6 <i>2.99</i>	1.1 <i>0.03</i>	\$785



Fabric Privacy Panel - Upmount

Mounts to a 1" or 1 1/16" thick worksurface. Mounting brackets included. If using a privacy panel with a monitor arm, the mounting style of the arm should be grommet mount or freestanding. These privacy panels cannot be used with edge clamp style monitor arms. Not for use with Ionic benching kits. Shipped easy to assemble in 1 carton.


PRIVACY PANELS **MODEL #** **DIMENSIONS** ^{IN}/_{MM} **WEIGHT** ^{LB}/_{KG} **VOLUME** ^{FT³}/_{MT³} **LIST PRICE**



Fabric Privacy Panel - Undermount

	W x D x H			
ML1324UMF	24 x 0.5 x 13.25 <i>610 x 13 x 337</i>	2.6 <i>1.18</i>	0.4 <i>0.01</i>	\$458
ML1330UMF	30 x 0.5 x 13.25 <i>762 x 13 x 337</i>	3 <i>1.36</i>	0.5 <i>0.01</i>	\$460
ML1336UMF	36 x 0.5 x 13.25 <i>914 x 13 x 337</i>	3.6 <i>1.63</i>	0.6 <i>0.01</i>	\$494
ML1342UMF	42 x 0.5 x 13.25 <i>1067 x 13 x 337</i>	4.2 <i>1.91</i>	0.7 <i>0.01</i>	\$529
ML1348UMF	48 x 0.5 x 13.25 <i>1219 x 13 x 337</i>	4.8 <i>2.18</i>	0.8 <i>0.02</i>	\$530
ML1354UMF	54 x 0.5 x 13.25 <i>1372 x 13 x 337</i>	5.4 <i>2.45</i>	0.9 <i>0.02</i>	\$565
ML1360UMF	60 x 0.5 x 13.25 <i>1524 x 13 x 337</i>	6 <i>2.72</i>	1 <i>0.02</i>	\$759
ML1366UMF	66 x 0.5 x 13.25 <i>1676 x 13 x 337</i>	6.6 <i>2.99</i>	1.1 <i>0.03</i>	\$785

Mounts to a 1" or 1 1/16" thick worksurface. Mounting brackets included. To add privacy panels to Ionic benching kits (pages 99-101), use undermount privacy panels with adapter brackets MVLPPABx (page 102). If using a privacy panel with a monitor arm, the mounting style of the arm should be grommet mount or freestanding. These privacy panels cannot be used with edge clamp style monitor arms. Shipped easy to assemble in 1 carton.



PET Felt Privacy Screen

Set of 1				
MVLPET42-1	42 x 0.36 x 13.25 <i>1067 x 9 x 337</i>	2.6 <i>1.18</i>	0.8 <i>0.02</i>	\$294
MVLPET48-1	48 x 0.36 x 13.25 <i>1219 x 9 x 337</i>	3.3 <i>1.5</i>	0.9 <i>0.02</i>	\$309
MVLPET54-1	54 x 0.36 x 13.25 <i>1372 x 9 x 337</i>	3.6 <i>1.63</i>	1 <i>0.02</i>	\$396
MVLPET60-1	60 x 0.36 x 13.25 <i>1524 x 9 x 337</i>	3.8 <i>1.72</i>	1.1 <i>0.03</i>	\$409
MVLPET66-1	66 x 0.36 x 13.25 <i>1676 x 9 x 337</i>	4.5 <i>2.04</i>	1.3 <i>0.03</i>	\$482
Set of 4				
MVLPET42-4	42 x 0.36 x 13.25 <i>1067 x 9 x 337</i>	9.5 <i>4.31</i>	0.8 <i>0.02</i>	\$1123
MVLPET48-4	48 x 0.36 x 13.25 <i>1219 x 9 x 337</i>	11.9 <i>5.4</i>	1 <i>0.02</i>	\$1175
MVLPET54-4	54 x 0.36 x 13.25 <i>1372 x 9 x 337</i>	12.8 <i>5.81</i>	1.1 <i>0.03</i>	\$1517
MVLPET60-4	60 x 0.36 x 13.25 <i>1524 x 9 x 337</i>	13.8 <i>6.26</i>	1.2 <i>0.03</i>	\$1561
MVLPET66-4	66 x 0.36 x 13.25 <i>1676 x 9 x 337</i>	16.2 <i>7.35</i>	1.3 <i>0.03</i>	\$1840

Mounts to 1" thick laminate surface, may be installed as undermount or up mount position. Mounting brackets included. Secured with wood screws, will mar the top surface when installed in upmount position. If using a privacy panel with a monitor arm, the mounting style of the arm should be grommet mount or freestanding. These privacy panels cannot be used with edge clamp style monitor arms. Shipped easy to assemble in 1 carton.

QUICK ASSEMBLY ELECTRIC HEIGHT ADJUSTABLE TABLES

GENERAL INFORMATION

- Quick assembly electric height adjustable bases with leg columns preassembled to telescopic cross bar assembly including electric motors. Unfold leg columns, attach feet and worksurface support to base; fasten assembly to top; plug in connections and start to use.
- 3-stage base. Range of adjustability with 1" thick top is 22.6" to 48.2"H.
- Easy to use up-down controller with digital read-out and four memory programmable positions.
- Tops are available in 10 laminate finishes.
- May be specified as complete tables or may order tops and bases separately.
- Dual motor with 265 lbs. lift capacity.
- Anti-collision sensor.
- Standby power consumption 0.1W. Active power consumption 220W.
- Operates at 1.2" per second.
- Operating decibel - 42db.
- 8' long power cord.
- Meets applicable ANSI/BIFMA x5.5 standards.
- Laminate tops covered by Global's lifetime warranty. Five-year warranty on base components including electrical components and motorized parts.
- ETL/CETL and Greenguard Certified

TOP FINISHES


ACJ	Absolute Acajou	NGL	Noce Grigio
ASN	Asian Night	NEL	Noce Leggero
DES	Dark Espresso	NML	Noce Medio
DWT	Designer White	WHC	White Chocolate
NBL	Noce Biondo	WCR	Winter Cherry

CONSTRUCTION

- 1" thick tops are made from 45 lb. density particle board covered with high performance thermally fused laminate and matching 2mm edge.
- Frame and legs are made from steel tubing and flat steel components, available in Black or Tungsten.
- T-leg with flat foot design includes adjustable levelers.
- Telescopic support beam accommodates:
 - 46" to 76" wide tops, 23" to 29" deep.
 - Return kits will be available Summer 2024; supporting 35" to 42" wide tops.

TOP DIMENSIONS

- All worksurfaces are dimensioned to allow 1" gap around perimeter in a nominal footprint.

QUICK ASSEMBLY ELECTRIC HAT	MODEL #	DIMENSIONS ^{IN} / _{MM}	WEIGHT ^{LB} / _{KG}	VOLUME ^{FT³} / _{MT³}	LIST PRICE
 <p>Rectangular Table - 3-Stage, 2 Legs</p>	W x D x H				
	NL48243QHT	46 x 23 x 22.6-48.2 <i>1168 x 584 x 574-1224</i>	108 <i>48.99</i>	5 <i>0.14</i>	\$1313
	NL60243QHT	58 x 23 x 22.6-48.2 <i>1473 x 584 x 574-1224</i>	116 <i>52.62</i>	5 <i>0.14</i>	\$1330
	NL72243QHT	70 x 23 x 22.6-48.2 <i>1778 x 584 x 574-1224</i>	124 <i>56.25</i>	6 <i>0.16</i>	\$1351
	NL60303QHT	58 x 29 x 22.6-48.2 <i>1473 x 737 x 574-1224</i>	126 <i>57.15</i>	6 <i>0.16</i>	\$1355
	NL72303QHT	70 x 29 x 22.6-48.2 <i>1778 x 737 x 574-1224</i>	136.2 <i>61.78</i>	6.5 <i>0.18</i>	\$1383
	3-stage base with 1" thick laminate top with matching 2mm edge. Black or Tungsten base. Shipped easy to assemble in 2 cartons.				

ELECTRIC HEIGHT ADJUSTABLE TABLES

WARRANTY

Customer assumes full responsibility for the attachment method of worksurfaces that were not purchased as part of a complete table assembly. Failure to secure the worksurface capable of supporting the load capacity tested to may result in property damage and/or personal injury. Customer agrees to indemnify and hold harmless Global Upholstery Co. Inc., its affiliates, subsidiaries, officers, directors, employees and shareholders (collectively "Global") from and against any lawsuits or threat of lawsuits and all liabilities, direct or implied, claims, proceedings, actions, causes of action, damages, losses, costs and expenses, including, without limitation, legal fees whatsoever which Global may suffer or incur as a result of fulfilling your product order. Customer acknowledges that product not purchased as a complete table assembly will not be covered under Global's Lifetime Warranty.

ELECTRIC HAT COMPONENTS

MODEL #	DIMENSIONS		WEIGHT	VOLUME	LIST PRICE
	IN	MM	LB	FT ³	
MLIR30B	W x D x H				
	42.5 x 22.8 x 21.6-47.2		77.2	2.9	\$1049
	1080 x 579 x 549-1199		35.02	0.08	



Quick Assembly Electric HAT - 3-Stage, 2-Leg Base Only

Quick assembly 2-leg, 3-stage electric height adjustable table base. Beam and leg columns with motors are preassembled. Unfold leg columns and lock into place. For use with NLxxxxHAT tops (see below). Range of adjustability without 1" thick top is 21.6" to 47.2"H. Width adjustable for 46"W to 76"W tops. Specify base finish: Black (BLK) or Tungsten (TUN). Shipped partially assembled in 1 carton.



Tops For Use with 2 Leg Bases

NL4623HAT	46 x 23 x 1 1168 x 584 x 25	31 14.06	2.1 0.05	\$264
NL5223HAT	52 x 23 x 1 1321 x 584 x 25	35 15.88	2.3 0.06	\$271
NL5823HAT	58 x 23 x 1 1473 x 584 x 25	39 17.69	2.5 0.07	\$281
NL6423HAT	64 x 23 x 1 1626 x 584 x 25	43 19.5	2.8 0.07	\$292
NL7023HAT	70 x 23 x 1 1778 x 584 x 25	47 21.32	3 0.08	\$302
NL4629HAT	46 x 29 x 1 1168 x 737 x 25	39 17.69	2.4 0.06	\$281
NL5229HAT	52 x 29 x 1 1321 x 737 x 25	44 19.96	2.7 0.07	\$292
NL5829HAT	58 x 29 x 1 1473 x 737 x 25	49 22.23	3 0.08	\$306
NL6429HAT	64 x 29 x 1 1626 x 737 x 25	54 24.49	3.3 0.09	\$317
NL7029HAT	70 x 29 x 1 1778 x 737 x 25	59 26.76	3.6 0.1	\$334

For use with MLIR30B as a primary top. 1" thick laminate top with matching 2mm edge.



Return Tops For Use with 3rd Leg Kit

NL3523RHT	35 x 23 x 1 889 x 584 x 25	24 10.89	1.6 0.04	\$218
NL4123RHT	41 x 23 x 1 1041 x 584 x 25-1149	28 12.7	1.8 0.05	\$236

For use with MLIR30R to create return for MLIR30B only with primary top (NLxxxxHAT). 1" thick laminate top with matching 2mm edge.

BENCHING SOLUTIONS

GENERAL INFORMATION

- Simplified benching solutions, double-sided straight line applications.
- Meets all applicable ANSI/BIFMA X5.5 desking standards.

WORKSURFACES

- 1" thick thermally fused laminate with matching 2mm thick edge band; 45 lb. density particle board core.
- Available in all the Ionic benching laminate finishes.
- Worksurfaces are equipped with factory installed inserts for a metal-to-metal leg connection.

METAL LEGS

- 2" square tube post legs with 1" x 2" cross bar in an H-leg configuration.
- Available in Black (**TBL**), Designer White (**TDW**) or Tungsten (**TTU**) paint finishes, Sandtex finish applied for durability.

BENCHING KITS

- Kits have been created for ease of specifying and ordering; each kit also includes all the necessary hardware for installation.
- **Freestanding** dual sided table desks include two worksurfaces with support stiffeners and two legs for end conditions.
- **Quad** pack dual sided table desks include two dual sided table desks - four workstations consisting of four worksurfaces with support stiffeners, two end legs and one middle leg for shared condition between two side-by-side top sets.
- Quad packs may be extended with **extender kits** consisting of two worksurfaces with support stiffeners and one leg for shared condition between two side-by-side top sets. Extender kits are to be installed in the middle position(s) sharing a leg between side-by-side top sets.

PRIVACY SCREENS

- 2.5" center gap between dual sided table desks accommodates privacy screens.
- Privacy screens are available in fabric wrapped and PET Felt options. Refer to Newland privacy panels on pages 95-96.
- Recommend privacy screens be 6" shorter than the worksurfaces. For example, if worksurfaces are 60"W, use 54"W privacy panels.
- Adapter brackets are required to mount the privacy screens between dual sided table desks.

CABLE MANAGEMENT

- Wire cable management baskets are available to provide cable management and/or lay-in capability for power distribution solution.
- Cable baskets are to be installed on the underside centered between tops on dual sided table desks.

GROMMETS

- Tops for all kits are standard with no grommets.
- Optional grommets are available in standard worksurface locations. One position per kit may be specified; all tops in each kit ordered will have the same grommet position. Order as: **FOG1**, **FOG2** or **FOG3**. **Add \$192** for freestanding (MLxxxDST) and extender (MLxxxDSE) dual sided table desks. **Add \$383** for quad pack dual sided table desks (MLxxxDSQ).



- FOG grommet cap and sleeve may be removed on-site to accommodate Cove mini power unit MFCOVSM2B/S or MFCOV1UB/S as an alternative to bring power and/or USB charging to the desktop (see page 112).

LAMINATE FINISHES

ACJ	Absolute Acajou	NBL	Noce Biondo
ASN	Asian Night	NGL	Noce Grigio
AWC	Avant Cherry	NEL	Noce Leggero
AWH	Avant Honey	NML	Noce Medio
CMB	Clear Maple	WHC	White Chocolate
DES	Dark Espresso	WCR	Winter Cherry
DWT	Designer White		

BENCHING KITS	MODEL #	DIMENSIONS ^{IN} _{MM}	WEIGHT ^{LB} _{KG}	VOLUME ^{FT³} _{MT³}	LIST PRICE
---------------	---------	---	---------------------------------------	---	------------



Freestanding Dual Sided Table Desks, 24"D

	W x D x H				
ML4850DST	48 x 50.4 x 29 <i>1219 x 1280 x 737</i>	151	10.9	<i>68.49</i>	<i>0.3</i>
ML5450DST	54 x 50.4 x 29 <i>1372 x 1280 x 737</i>	161	11.5	<i>73.03</i>	<i>0.32</i>
ML6050DST	60 x 50.4 x 29 <i>1524 x 1280 x 737</i>	171	12	<i>77.56</i>	<i>0.33</i>
ML6650DST	66 x 50.4 x 29 <i>1676 x 1280 x 737</i>	181	12.5	<i>82.1</i>	<i>0.35</i>
ML7250DST	72 x 50.4 x 29 <i>1829 x 1280 x 737</i>	191	13	<i>86.64</i>	<i>0.36</i>

Each kit includes two 24"D worksurfaces and pair of legs for freestanding dual sided table desk. Not to be used with extender table desks. Support stiffeners included are for end-to-end leg condition. Shipped easy to assemble in 3 cartons.

BENCHING KITS



Freestanding Dual Sided Table Desks, 30\"/>



Quad Pack Dual Sided Table Desks, 24\"/>



Quad Pack Dual Sided Table Desks, 30\"/>



Extender for Dual Sided Table Desks, 24\"/>

MODEL #	DIMENSIONS ^{IN} _{MM}	WEIGHT ^{LB} _{KG}	VOLUME ^{FT³} _{MT³}	LIST PRICE
W x D x H				
ML4862DST	48 x 62.4 x 29 <i>1219 x 1585 x 737</i>	180 <i>81.65</i>	13.2 <i>0.37</i>	\$1594
ML5462DST	54 x 62.4 x 29 <i>1372 x 1585 x 737</i>	192 <i>87.09</i>	13.8 <i>0.39</i>	\$1622
ML6062DST	60 x 62.4 x 29 <i>1524 x 1585 x 737</i>	205 <i>92.99</i>	14.5 <i>0.41</i>	\$1684
ML6662DST	66 x 62.4 x 29 <i>1676 x 1585 x 737</i>	218 <i>98.88</i>	15.1 <i>0.42</i>	\$1762
ML7262DST	72 x 62.4 x 29 <i>1829 x 1585 x 737</i>	230 <i>104.33</i>	15.8 <i>0.44</i>	\$1790

Each kit includes two 30\"/>

ML9650DSQ	96 x 50.4 x 29 <i>2438 x 1280 x 737</i>	275 <i>124.74</i>	19 <i>0.53</i>	\$2605
ML10850DSQ	108 x 50.4 x 29 <i>2743 x 1280 x 737</i>	295 <i>133.81</i>	20.1 <i>0.56</i>	\$2733
ML12050DSQ	120 x 50.4 x 29 <i>3048 x 1280 x 737</i>	315 <i>142.88</i>	21.1 <i>0.59</i>	\$2861
ML13250DSQ	132 x 50.4 x 29 <i>3353 x 1280 x 737</i>	335 <i>151.95</i>	22.1 <i>0.62</i>	\$2993
ML14450DSQ	144 x 50.4 x 29 <i>3658 x 1280 x 737</i>	355 <i>161.03</i>	23.2 <i>0.65</i>	\$3073


Four-pack dual sided table desks; each kit includes four 24\"/>

ML9662DSQ	96 x 62.4 x 29 <i>2438 x 1585 x 737</i>	330 <i>149.69</i>	23 <i>0.65</i>	\$2930
ML10862DSQ	108 x 62.4 x 29 <i>2743 x 1585 x 737</i>	354 <i>160.57</i>	24.3 <i>0.68</i>	\$2990
ML12062DSQ	120 x 62.4 x 29 <i>3048 x 1585 x 737</i>	380 <i>172.37</i>	25.5 <i>0.72</i>	\$3122
ML13262DSQ	132 x 62.4 x 29 <i>3353 x 1585 x 737</i>	406 <i>184.16</i>	26.8 <i>0.75</i>	\$3250
ML14462DSQ	144 x 62.4 x 29 <i>3658 x 1585 x 737</i>	430 <i>195.04</i>	28.1 <i>0.79</i>	\$3326

Four-pack dual sided table desks; each kit includes four 30\"/>

ML4850DSE	48 x 50.4 x 29 <i>1219 x 1280 x 737</i>	124 <i>56.25</i>	8.1 <i>0.22</i>	\$1185
ML5450DSE	54 x 50.4 x 29 <i>1372 x 1280 x 737</i>	134 <i>60.78</i>	8.6 <i>0.24</i>	\$1251
ML6050DSE	60 x 50.4 x 29 <i>1524 x 1280 x 737</i>	144 <i>65.32</i>	9.1 <i>0.25</i>	\$1315
ML6650DSE	66 x 50.4 x 29 <i>1676 x 1280 x 737</i>	154 <i>69.85</i>	9.6 <i>0.27</i>	\$1379
ML7250DSE	72 x 50.4 x 29 <i>1829 x 1280 x 737</i>	164 <i>74.39</i>	10.1 <i>0.28</i>	\$1421

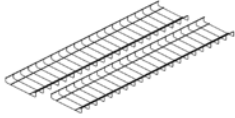
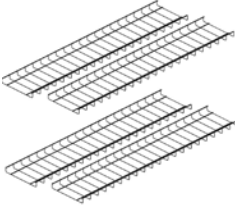
Each kit includes two 24\"/>

BENCHING KITS	MODEL #	DIMENSIONS ^{IN} _{MM}	WEIGHT ^{LB} _{KG}	VOLUME ^{FT³} _{MT³}	LIST PRICE
		W x D x H			
	ML4862DSE	48 x 62.4 x 29 <i>1219 x 1585 x 737</i>	150 <i>68.04</i>	9.8 <i>0.27</i>	\$1342
	ML5462DSE	54 x 62.4 x 29 <i>1372 x 1585 x 737</i>	162 <i>73.48</i>	10.4 <i>0.29</i>	\$1362
	ML6062DSE	60 x 62.4 x 29 <i>1524 x 1585 x 737</i>	175 <i>79.38</i>	11.1 <i>0.31</i>	\$1434
	ML6662DSE	66 x 62.4 x 29 <i>1676 x 1585 x 737</i>	188 <i>85.28</i>	11.7 <i>0.33</i>	\$1496
	ML7262DSE	72 x 62.4 x 29 <i>1829 x 1585 x 737</i>	200 <i>90.72</i>	12.4 <i>0.35</i>	\$1538

Extender for Dual Sided Table Desks, 30"D

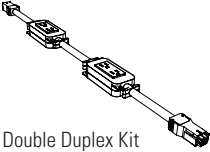
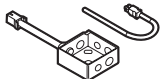
Each kit includes two 30"D worksurfaces and one leg for shared condition, to be used with quad packs MLxx62DSQ to extend the number of workstations. No limit to the number of extender packs that can be joined together. Support stiffeners included are for shared middle leg condition. Extender kits are not to be installed in an end position. Shipped easy to assemble in 3 cartons.

BENCHING ACCESSORIES

Set of 2					
	ML48WCB2	40 x 8 x 1 <i>1016 x 203 x 25</i>	3.6 <i>1.63</i>	0.32 <i>0.01</i>	\$341
	ML54WCB2	46 x 8 x 1 <i>1168 x 203 x 25</i>	4.3 <i>1.95</i>	0.37 <i>0.01</i>	\$373
	ML60WCB2	52 x 8 x 1 <i>1321 x 203 x 25</i>	4.8 <i>2.18</i>	0.41 <i>0.01</i>	\$418
	ML66WCB2	58 x 8 x 1 <i>1473 x 203 x 25</i>	5.3 <i>2.4</i>	0.46 <i>0.01</i>	\$482
	ML72WCB2	64 x 8 x 1 <i>1626 x 203 x 25</i>	5.9 <i>2.68</i>	0.51 <i>0.01</i>	\$472
Set of 4					
	ML48WCB4	40 x 8 x 1 <i>1016 x 203 x 25</i>	7.2 <i>3.27</i>	0.64 <i>0.01</i>	\$638
	ML54WCB4	46 x 8 x 1 <i>1168 x 203 x 25</i>	8.6 <i>3.9</i>	0.73 <i>0.02</i>	\$688
	ML60WCB4	52 x 8 x 1 <i>1321 x 203 x 25</i>	9.6 <i>4.35</i>	0.83 <i>0.02</i>	\$778
	ML66WCB4	58 x 8 x 1 <i>1473 x 203 x 25</i>	10.6 <i>4.81</i>	0.92 <i>0.02</i>	\$804
	ML72WCB4	64 x 8 x 1 <i>1626 x 203 x 25</i>	11.8 <i>5.35</i>	1.02 <i>0.02</i>	\$869

Wire Management Cable Baskets

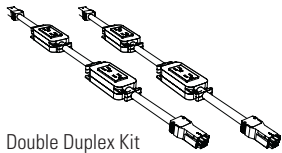
Model number indicates width of worksurface to be used with. Basket is 8" smaller than the top width. Black only. Includes spring steel mounting brackets, allowing basket to swing down from either side for easy access. Shipped easy to assemble in 1 carton.

 <p>Double Duplex Kit</p>  <p>Single-Circuit 3-Prong Feed</p>	MLDD48DST	168 x 4 x 2 <i>4267 x 102 x 51</i>	8.4 <i>3.81</i>	2.25 <i>0.06</i>	\$509
	MLDD54DST	174 x 4 x 2 <i>4420 x 102 x 51</i>	8.5 <i>3.86</i>	2.25 <i>0.06</i>	\$516
	MLDD60DST	180 x 4 x 2 <i>4572 x 102 x 51</i>	8.7 <i>3.95</i>	2.25 <i>0.06</i>	\$526
	MLDD66DST	186 x 4 x 2 <i>4724 x 102 x 51</i>	8.9 <i>4.04</i>	2.25 <i>0.06</i>	\$531
	MLDD72DST	192 x 4 x 2 <i>4877 x 102 x 51</i>	9.1 <i>4.13</i>	2.25 <i>0.06</i>	\$538

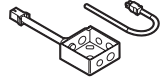
Double Duplex Kit w/Infeed for Freestanding Dual Sided Table Desk Kits

Each duplex kit includes jumper with two duplex outlets and infeed. Single circuit only, 15 amp service. Maximum of 12 duplex receptacles per infeed (24 outlets). Prior to use, confirm amperage required based on intended equipment use. Infeed to be hardwired by certified electrician. Use with freestanding dual sided table desks MLxxDST. Model number indicates width of dual sided table desk to be used with. Lay-in capability using wire cable management baskets. Shipped easy to assemble in 1 cartons.

BENCHING ACCESSORIES **MODEL #** **DIMENSIONS** ^{IN}/_{MM} **WEIGHT** ^{LB}/_{KG} **VOLUME** ^{FT}³/_{MT}³ **LIST PRICE**



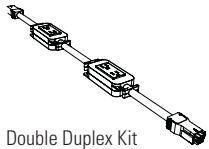
Double Duplex Kit



Single-Circuit 3-Prong Feed

Quad Duplex Kit w/Infeed for Quad Pack Dual Sided Table Desk Kits

Each quad duplex kit includes two jumper with two duplex outlets and infeed. Single circuit only, 15 amp service. Maximum of 12 duplex receptacles per infeed (24 outlets). Prior to use, confirm amperage required based on intended equipment use. Infeed to be hardwired by certified electrician. Use with quad pack dual sided table desks MLxxDSQ. Model number indicates width of dual sided table desk to be used with. Lay-in capability using wire cable management baskets. Shipped easy to assemble in 1 cartons.



Double Duplex Kit

Extender Duplex Kit for Extender Dual Sided Table Desk Kits

Each extender duplex kit includes jumper with two duplex outlets. Single circuit only, 15 amp service. Maximum of 12 duplex receptacles per infeed (24 outlets). Prior to use, confirm amperage required based on intended equipment use. Use with quad duplex kits and extender dual sided table desks MLxxDSE. Model number indicates width of dual sided table desk to be used with. Lay-in capability using wire cable management baskets. Shipped easy to assemble in 1 carton.



Privacy Screen Adapter Brackets

MODEL #	DIMENSIONS ^{IN} / _{MM}	WEIGHT ^{LB} / _{KG}	VOLUME ^{FT} ³ / _{MT} ³	LIST PRICE
MLDD48DSE	48 x 2 x 2 <i>1219 x 51 x 51</i>	2.3 <i>1.04</i>	2.25 <i>0.06</i>	\$235
MLDD54DSE	54 x 2 x 2 <i>1372 x 51 x 51</i>	2.4 <i>1.09</i>	1.5 <i>0.04</i>	\$242
MLDD60DSE	60 x 2 x 2 <i>1524 x 51 x 51</i>	2.6 <i>1.18</i>	2.25 <i>0.06</i>	\$248
MLDD66DSE	66 x 2 x 2 <i>1676 x 51 x 51</i>	2.8 <i>1.27</i>	1.5 <i>0.04</i>	\$258
MLDD72DSE	72 x 2 x 2 <i>1829 x 51 x 51</i>	3 <i>1.36</i>	2.25 <i>0.06</i>	\$263

Set of 2				
MVLPPAB2	6 x 1.7 x 1 <i>152 x 43 x 25</i>	1 <i>0.45</i>	0.1 <i>0.03</i>	\$48
Set of 3				
MVLPPAB3	6 x 1.7 x 1 <i>152 x 43 x 25</i>	1.3 <i>0.59</i>	0.1 <i>0.03</i>	\$71
Set of 4				
MVLPPAB4	6 x 1.7 x 1 <i>152 x 43 x 25</i>	1.8 <i>0.82</i>	0.1 <i>0.03</i>	\$95

Use with undermount privacy screens to upmount privacy screens between dual sided table desks. For Newland privacy panels, see pages 95-96. Number of adapter brackets required should correspond with the number of clamps included with privacy screen; varies by width.

PANELS

GENERAL INFORMATION

- An innovative and economical tool for creating efficient workspace surrounds, and freestanding or mobile dividers.
- Minimal components offering maximum flexibility that are simple to specify and easy to install.
- Self-leveling connectors accommodate any angle including 90°, 120°, T and X connections. Off module connectors are also available for mid span connections.
- Sleek simple aesthetic - only 1.3" thick overall.
- Painted Aluminum frame with fabric upholstered inserts.
- Three standard panel sizes with separate hardware kits to accommodate various workplace needs.
- Foot kits are available to create freestanding or mobile divider applications.



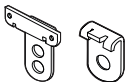


FINISHES

Panel frame, flat foot and mobile foot

BLK	Black
DWT	Designer White
TUN	Tungsten

Fabric

LL14	Blue Mist
LL12	Caramel Cream
LL37	Cinder
LL36	Granite
LL11	Medium Taupe
LL38	Sandstone
LL35	Spray

PANELS + ACCESSORIES	MODEL #	DIMENSIONS ^{IN} _{MM}	WEIGHT ^{LB} _{KG}	VOLUME ^{FT³} _{MT³}	LIST PRICE
 <p>Panel - Fabric Top and Bottom</p>		W x D x H			
	ML6636FFP	36 x 1.3 x 66 <i>914 x 33 x 1676</i>	35 <i>15.88</i>	3 <i>0.08</i>	\$656
	ML6648FFP	48 x 1.3 x 66 <i>1219 x 33 x 1676</i>	47 <i>21.32</i>	3.9 <i>0.11</i>	\$729
	ML6660FFP	60 x 1.3 x 66 <i>1524 x 33 x 1676</i>	59 <i>26.76</i>	4.9 <i>0.13</i>	\$794
	Specify fabric and frame finish.				
	1.3" thick overall. Painted aluminum frame with fabric upholstered inserts. 4" raised bottom for ease of cleaning. Shipped easy to assemble in 1 carton.				
 <p>Panel Connecting Hinge Kit</p>	MLPCHK	5 x 0.75 x 3 <i>127 x 19 x 76</i>	0.17 <i>0.08</i>	0.01 <i>-</i>	\$52
	3 hinges and connecting hardware in each kit. One kit required per every 2 panels being connected. Zinc finish only.				
 <p>Off Module Connector</p>	MLOMCP	3 x 2 x 4 <i>76 x 51 x 102</i>	1 <i>0.45</i>	0.01 <i>-</i>	\$63
	Connect two panels perpendicular to one another to create a T configuration anywhere along mid span. Bolt top and bottom to vertical then connects to top and bottom rail of adjacent panel. Fasteners included. Specify finish to match panel frame.				
 <p>Wall Adapter</p>	MLPPWA	1.5 x 2.5 x 4 <i>38 x 64 x 102</i>	1 <i>0.45</i>	0.08 <i>-</i>	\$58
	Wall adapter to start a run of panels affixed to the wall. Bolt to panel in place of universal hinged connector. Keyhole openings to slide over fasteners which are to be preinstalled to the wall. Mounting hardware to affix to wall not included; installer must determine fasteners based on type of wall material securing to.				
 <p>Freestanding Foot Kit</p>	Flat foot, single pack				
	MLSFFKP	20 x 2 x 6 <i>508 x 51 x 152</i>	3.5 <i>1.59</i>	0.28 <i>0.01</i>	\$105
	Flat foot, pack of 2				
	MLDFFKP	20 x 2 x 6 <i>508 x 51 x 152</i>	6.96 <i>3.16</i>	0.28 <i>0.01</i>	\$208
Sold individually or in pairs. Flat feet do not have levelers. Use to create a freestanding dividers that do not require leveling adjustment. Specify finish to match panel frame.					

PANELS	MODEL #	DIMENSIONS ^{IN} _{MM}	WEIGHT ^{LB} _{KG}	VOLUME ^{FT³} _{MT³}	LIST PRICE
--------	---------	--	------------------------------------	--	------------

W x D x H

Mobile foot, single pack

MLSCFKP	20 x 2 x 6	3.9	0.28	\$139
	508 x 51 x 152	1.77	0.01	

Mobile foot, pack of 2

MLDCFKP	20 x 2 x 6	7.7	0.28	\$276
	508 x 51 x 152	3.49	0.01	



Mobile Foot Kit

Sold individually or in pairs. Use to create a mobile divider. Black dual wheel locking casters. Specify finish to match panel frame.



GENERAL INFORMATION

- Pashley's tapered angled legs offer a mid-century vibe and adapts well to small office or home office with commercial grade performance.
- Simplicity and elegance supported with superior strength and stability.
- 1" thick thermally fused laminate worksurfaces.
- 14 standard worksurface finishes to choose from.
- Easy to assemble.
- Meets applicable ANSI/BIFMA x5.5 standards.
- Laminate tops backed by Global's Limited Lifetime Warranty.
- Greenguard Certified.

CONSTRUCTION

- Tops are made from 45 lb. density particle board covered with thermally fused laminate on both sides with 2mm matching edge band.
- Welded metal legs with mechanically connected frame.
- Legs and frames finished in a highly durable powder coated paint finish.
- Leveling glides included.

SPECIAL SIZES

- Custom sizes are not available.

FINISH - METAL LEGS

- Available in flat Pearl color only.

FINISHES - TOPS

- Available in the following standard colors with no upcharge:
- | | | | |
|-----|-----------------|-----|-----------------|
| ACJ | Absolute Acajou | NBL | Noce Biondo |
| ASN | Asian Night | NGL | Noce Grigio |
| AWC | Avant Cherry | NEL | Noce Leggero |
| AWH | Avant Honey | NML | Noce Medio |
| CMB | Clear Maple | WHC | White Chocolate |
| DES | Dark Espresso | WCR | Winter Cherry |
| DWT | Designer White | | |

TABLE DESKS	MODEL #	DIMENSIONS IN MM	WEIGHT LB KG	VOLUME FT ³ MT ³	LIST PRICE
		W x D x H			
	24" deep				
	ML48240GD	48 x 24 x 29.5 <i>1219 x 610 x 749</i>	75.9 <i>34.43</i>	4.7 <i>0.13</i>	\$768
	ML60240GD	60 x 24 x 29.5 <i>1524 x 610 x 749</i>	84.7 <i>38.42</i>	5.1 <i>0.14</i>	\$894
	ML72240GD	72 x 24 x 29.5 <i>1829 x 610 x 749</i>	92.7 <i>42.05</i>	5.45 <i>0.15</i>	\$983
	30" deep				
	ML48300GD	48 x 30 x 29.5 <i>1219 x 762 x 749</i>	93.7 <i>42.5</i>	5.7 <i>0.16</i>	\$874
	ML60300GD	60 x 30 x 29.5 <i>1524 x 762 x 749</i>	105.5 <i>47.85</i>	6.3 <i>0.17</i>	\$986
	ML72300GD	72 x 30 x 29.5 <i>1829 x 762 x 749</i>	115.5 <i>52.39</i>	6.7 <i>0.18</i>	\$1094
	Freestanding table desk with metal support frame and angled legs. Shipped easy to assemble in 3 cartons.				



Table Desk

**GENERAL INFORMATION**

- Lite-Lift II is ideal for applications that require a lightweight and easy to clean table. It is THE economical, durable, multi-purpose table.
- Meets applicable ANSI/BIFMA standards.
- Greenguard Certified.

CONSTRUCTION

- Lightweight.
- Polyethylene surface with UV protection.
- Shock-proof.
- Constructed to withstand heavy loads.
- Suitable for outdoor use.
- Solid welded joints, nuts and bolts.
- Powder coated 1.125" diameter steel legs. Textured Charcoal epoxy coated (TC).
- Perforated underside surface allows for non-warping.
- Individual polypropylene clip to hold the leg in position when folded. Solid and durable fastening device.

FINISHES

- Oyster Grey only.

FOLDING TABLES

MODEL #	DIMENSIONS ^{IN} _{MM}	WEIGHT ^{LB} _{KG}	VOLUME ^{FT³} _{MT³}	LIST PRICE
W x D x H				
MVLFRT48	48 x 24 x 29.25 <i>1219 x 610 x 743</i>	23 <i>10.43</i>	1.57 <i>0.04</i>	\$217
MVLFRT60	60 x 30 x 29.25 <i>1524 x 762 x 743</i>	30 <i>13.61</i>	2.43 <i>0.06</i>	\$290
MVLFRT72	72 x 30 x 29.25 <i>1829 x 762 x 743</i>	36 <i>16.33</i>	2.91 <i>0.08</i>	\$305
MVLFRT96	96 x 30 x 29.25 <i>2438 x 762 x 743</i>	50 <i>22.68</i>	3.87 <i>0.1</i>	\$469



Rectangular Folding Table

Durable high impact polypropylene top. 1.125" diameter steel legs finished in a scuff resistant, textured Charcoal epoxy coating. Lightweight, easy to clean and simple to fold and store. Easy lock leg brace for added stability. Shipped assembled in 1 carton.



Round Folding Table

MVLFRT48D	48 x 48 x 29.25 <i>1219 x 1219 x 743</i>	31 <i>14.06</i>	3.26 <i>0.09</i>	\$349
MVLFRT60D	60 x 60 x 29.25 <i>1524 x 1524 x 743</i>	47 <i>21.32</i>	5.6 <i>0.15</i>	\$558

Durable high impact polypropylene top. 1.125" diameter steel legs finished in a scuff resistant, textured Charcoal epoxy coating. Lightweight, easy to clean and simple to fold and store. Easy lock leg brace for added stability. Shipped assembled in 1 carton.

TABLE DOLLIES



Dolly for 48" Rectangular Folding Table

OTG11840	24.5 x 52 x 45.25 <i>622 x 1321 x 1149</i>	52.5 <i>23.81</i>	5.5 <i>0.15</i>	\$518
----------	---	----------------------	--------------------	--------------

Dolly for stacking and moving 48" Rectangular Folding Table (MLFRT48). 1.125" steel tubing. Textured Charcoal epoxy coating. Tables lay horizontally on dolly. Maximum capacity is 20 tables.



Dolly for 60", 72" and 96" Rectangular Folding Table

OTG11841	30.25 x 75.75 x 45.25 <i>768 x 1924 x 1149</i>	76 <i>34.47</i>	9.25 <i>0.26</i>	\$734
----------	---	--------------------	---------------------	--------------

Dolly for stacking and moving 60", 72" and 96" Rectangular Folding Tables (MLFRT60, MLFRT72 and MLFRT96). 1.125" steel tubing. Textured Charcoal epoxy coating. Tables lay horizontally on dolly.
MLFRT60 - Maximum capacity is 20 tables.
MLFRT72 - Maximum capacity is 20 tables.
MLFRT96 - Maximum capacity is 18 tables.



Dolly for 48" and 60" Round Folding Table

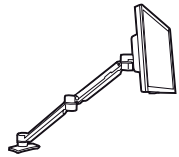
OTG11842	32.75 x 52 x 40.25 <i>832 x 1321 x 1022</i>	76 <i>34.47</i>	5.5 <i>0.15</i>	\$633
----------	--	--------------------	--------------------	--------------

Dolly for stacking and moving 48" and 60" Round Folding Tables (MVLFRT48D and MVLFRT60D). 1.125" steel tubing. Textured Charcoal epoxy coating. Tables stand vertically on dolly.
MVLFRT48D - Maximum capacity is 15 tables.
MVLFRT60D - Maximum capacity is 12 tables.

MVL monitor arms
MVL keyboard supports
Accessories
Power and data

Accessories

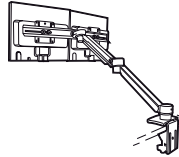
MONITOR ARMS **MODEL #** **DIMENSIONS** ^{IN} / ^{MM} **WEIGHT** ^{LB} / ^{KG} **VOLUME** ^{FT³} / ^{MT³} **LIST PRICE**



Single Monitor Double Extension w/Height Adjustment

	W x D x H			
MVL1SDEH	4.75 x 4.23-26 x 19.5	8	0.72	\$346
	121 x 107-660 x 495	3.63	0.02	

Single monitor arm provides 26" of reach with 13" of usable height adjustment. Quick connect option for mounting monitor with standard VESA standards. Pole-less arm monitor provides a clean design and folds into a 4 3/8" area for more desk space. Enclosed cable manager. 360° swivel. Can accommodate monitors up to 14 lbs. Attach to any standard 1" to 1.5" thick surface with flush edge by a desk clamp or through a grommet. Available in **Silver** only.

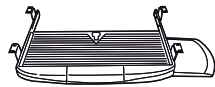


Dual Monitor Double Extension w/Height Adjustment

MVL2SDEH	22 x 5.95-26 x 17.5	9.4	1.57	\$476
	559 x 151-660 x 445	4.26	0.04	

Dual monitor arm provides 26" of reach with 13" of usable height adjustment. Quick connect option for mounting monitor with standard VESA standards. Counterbalanced spring technology allows for 2 to 20 lbs. load (max 10 lbs. per screen). Dual cross bar holds monitors up to 22" in horizontal width each. Enclosed cable manager. Tool-less clamp installation makes assembly quick and easy. Attach to any standard 1" to 1.5" thick surface with flush edge by a desk clamp or through a grommet. Available in **Silver** only.

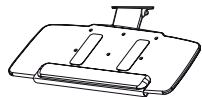
KEYBOARD SUPPORTS



Keyboard Drawer

MVLKBT	20.6 x 12.5 x 4	4.78	0.42	\$173
	523 x 318 x 102	2.17	0.01	

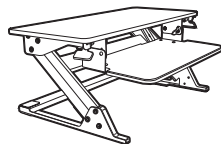
Mounts on two low friction ball bearing slides for storage below workstation. Pull-out mouse tray (mountable left or right). Palm rest/pen compartment. Keyboard platform accommodates standard and ergonomic shaped keyboards. **Requires 17" of depth clearance** under the surface for installation.



Articulating Keyboard Package

MVLKP01	27.5 x 11.5 x 0.38	13.6	0.93	\$369
	699 x 292 x 10	6.17	0.02	

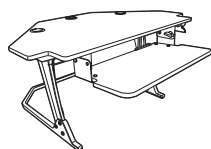
Package includes articulating arm and 27" HDPE tray. Arm has a 6" height and 30" tilt adjustment. Low profile design with 360° swivel. HDPE tray is 0.38" thick and has a removable wrist rest. Tray comes with anti-slip strips. **Requires 18" of depth clearance** under the surface for installation.



Desktop Sit-Stand Workstation

MVL5230B0	35.4 x 23.2 x 6.2	47	4.8	\$1148
	899 x 589 x 157	21.32	0.13	

Easily fits onto a 24" or deeper worksurface. Supports up to 35 lbs. Keyboard surface tilts from -10°/+10°. Infinite pneumatic height adjustment. Primary surface can be extended 20" above the desk. Black frame and surface. Comes with grommet for cord management. No tools required for installation.




Corner Desktop Sit-Stand Workstation

MVL5230B5	42 x 38 x 6.2	55	9.3	\$1508
	1067 x 965 x 157	24.95	0.26	

Easily fits onto a 24" or deeper corner worksurface. Supports up to 35 lbs. Keyboard surface tilts from -10°/+10°. Infinite pneumatic height adjustment. Primary surface can be extended 20" above the desk. Black frame and surface. Comes with grommet for cord management. No tools required for installation.

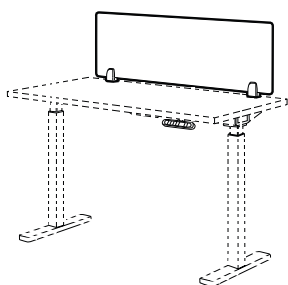
ACCESSORIES	MODEL #	DIMENSIONS ^{IN} _{MM}	WEIGHT ^{LB} _{KG}	VOLUME ^{FT³} _{MT³}	LIST PRICE
-------------	---------	---	---------------------------------------	---	------------



CPU Holder Dual Strap

	W x D x H			
MVLCPU	4 x 11 x 1.5 102 x 279 x 38	4 1.81	0.39 0.01	\$165

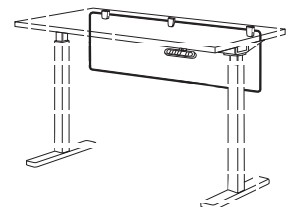
CPU slides on a 17" track and swivels to allow full accessibility and easy storage. Straps adjust and fasten with buckles for simple installation. Accommodates CPU's weighing up to 30 lbs. and measuring 64" in perimeter. **Requires 17" of depth clearance** under the surface for installation.



Fabric Privacy Panel - Upmount

ML1324DMF	24 x 0.5 x 13.25 610 x 13 x 337	2.6 1.18	0.4 0.01	\$458
ML1330DMF	30 x 0.5 x 13.25 762 x 13 x 337	3 1.36	0.5 0.01	\$460
ML1336DMF	36 x 0.5 x 13.25 914 x 13 x 337	3.6 1.63	0.6 0.01	\$494
ML1342DMF	42 x 0.5 x 13.25 1067 x 13 x 337	4.2 1.91	0.7 0.01	\$529
ML1348DMF	48 x 0.5 x 13.25 1219 x 13 x 337	4.8 2.18	0.8 0.02	\$530
ML1354DMF	54 x 0.5 x 13.25 1372 x 13 x 337	5.4 2.45	0.9 0.02	\$565
ML1360DMF	60 x 0.5 x 13.25 1524 x 13 x 337	6 2.72	1 0.02	\$759
ML1366DMF	66 x 0.5 x 13.25 1676 x 13 x 337	6.6 2.99	1.1 0.03	\$785

Mounts to a 1" or 1 1/16" thick worksurface. Mounting brackets included. If using a privacy panel with a monitor arm, the mounting style of the arm should be grommet mount or freestanding. These privacy panels cannot be used with edge clamp style monitor arms. Not for use with Ionic benching kits. Shipped easy to assemble in 1 carton.



Fabric Privacy Panel - Undermount

ML1324UMF	24 x 0.5 x 13.25 610 x 13 x 337	2.6 1.18	0.4 0.01	\$458
ML1330UMF	30 x 0.5 x 13.25 762 x 13 x 337	3 1.36	0.5 0.01	\$460
ML1336UMF	36 x 0.5 x 13.25 914 x 13 x 337	3.6 1.63	0.6 0.01	\$494
ML1342UMF	42 x 0.5 x 13.25 1067 x 13 x 337	4.2 1.91	0.7 0.01	\$529
ML1348UMF	48 x 0.5 x 13.25 1219 x 13 x 337	4.8 2.18	0.8 0.02	\$530
ML1354UMF	54 x 0.5 x 13.25 1372 x 13 x 337	5.4 2.45	0.9 0.02	\$565
ML1360UMF	60 x 0.5 x 13.25 1524 x 13 x 337	6 2.72	1 0.02	\$759
ML1366UMF	66 x 0.5 x 13.25 1676 x 13 x 337	6.6 2.99	1.1 0.03	\$785

Mounts to a 1" or 1 1/16" thick worksurface. Mounting brackets included. To add privacy panels to Ionic benching kits (pages 99-99), use undermount privacy panels with adapter brackets MVLPABx (page 102). If using a privacy panel with a monitor arm, the mounting style of the arm should be grommet mount or freestanding. These privacy panels cannot be used with edge clamp style monitor arms. Shipped easy to assemble in 1 carton.

ACCESSORIES	MODEL #	DIMENSIONS	WEIGHT	VOLUME	LIST PRICE
-------------	---------	------------	--------	--------	------------

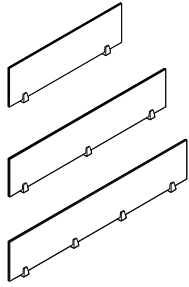
W x D x H

Set of 1

MVLPET42-1	42 x 0.36 x 13.25 <i>1067 x 9 x 337</i>	2.6 <i>1.18</i>	0.8 <i>0.02</i>	\$294
MVLPET48-1	48 x 0.36 x 13.25 <i>1219 x 9 x 337</i>	3.3 <i>1.5</i>	0.9 <i>0.02</i>	\$309
MVLPET54-1	54 x 0.36 x 13.25 <i>1372 x 9 x 337</i>	3.6 <i>1.63</i>	1 <i>0.02</i>	\$396
MVLPET60-1	60 x 0.36 x 13.25 <i>1524 x 9 x 337</i>	3.8 <i>1.72</i>	1.1 <i>0.03</i>	\$409
MVLPET66-1	66 x 0.36 x 13.25 <i>1676 x 9 x 337</i>	4.5 <i>2.04</i>	1.3 <i>0.03</i>	\$482

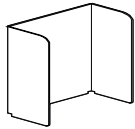
Set of 4

MVLPET42-4	42 x 0.36 x 13.25 <i>1067 x 9 x 337</i>	9.5 <i>4.31</i>	0.8 <i>0.02</i>	\$1123
MVLPET48-4	48 x 0.36 x 13.25 <i>1219 x 9 x 337</i>	11.9 <i>5.4</i>	1 <i>0.02</i>	\$1175
MVLPET54-4	54 x 0.36 x 13.25 <i>1372 x 9 x 337</i>	12.8 <i>5.81</i>	1.1 <i>0.03</i>	\$1517
MVLPET60-4	60 x 0.36 x 13.25 <i>1524 x 9 x 337</i>	13.8 <i>6.26</i>	1.2 <i>0.03</i>	\$1561
MVLPET66-4	66 x 0.36 x 13.25 <i>1676 x 9 x 337</i>	16.2 <i>7.35</i>	1.3 <i>0.03</i>	\$1840



PET Felt Privacy Screen

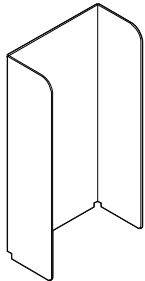
Mounts to 1" thick laminate surface, may be installed as undermount or up mount position. Mounting brackets included. Secured with wood screws, will mar the top surface when installed in upmount position. If using a privacy panel with a monitor arm, the mounting style of the arm should be grommet mount or freestanding. These privacy panels cannot be used with edge clamp style monitor arms. Shipped easy to assemble in 1 carton.



Desktop Short Partition

MLDTP3224	31.5 x 15.5 x 23.5 <i>800 x 394 x 597</i>	7 <i>3.18</i>	0.5 <i>0.01</i>	\$256
-----------	--	------------------	--------------------	--------------

Lightweight freestanding desktop partition. Move wherever you need to provide a focus space. 9mm thick PET Felt, no hardware connections. Folds flat for storage when not in use. Ships in two pieces with a puzzle-like joint. Easy to assemble.

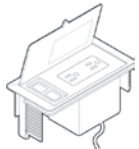


Floor Standing Tall Partition

MLFSP3260	31.5 x 15.5 x 60 <i>800 x 394 x 1524</i>	13 <i>5.9</i>	1.2 <i>0.03</i>	\$769
-----------	---	------------------	--------------------	--------------

Lightweight freestanding floor partition. Move wherever you need to provide a focus space. 9mm thick PET Felt, no hardware connections. Folds flat for storage when not in use. Ships in two pieces with a puzzle-like joint. Easy to assemble.

POWER DATA	MODEL #	DIMENSIONS ^{IN} _{MM}	WEIGHT ^{LB} _{KG}	VOLUME ^{FT³} _{MT³}	LIST PRICE
------------	---------	---	---------------------------------------	---	------------



Power/Data Block

	W x D x H			
MVLPDM	6.5 x 3.5 x 2.8 165 x 89 x 71	2 0.91	0.1 -	\$268

Worksurface power and data module. Two power receptacles and two data receptacles. 9' cord. Worksurface cut-out must be done on-site by installer to accept MVLPDM. Template for cut-out provided. Available in **Black** only.



Mini Power Block

MVCOVSM2B	2.25 x 3.75 x 3.12	2.35	0.5	\$313
MVCOVSM2S	2.25 x 3.75 x 3.12	2.35	0.5	\$313


Designed to retrofit into an existing grommet cut-out to bring power to the desktop. Fits in 3.27" x 1.9" cut-out (FOG, POG) and mounts to 0.5" to 2" thick surface. Includes two 12A, 120 VAC spill resistant power receptacles. 9' power cord with 90° flat plug with 45° rotation. ETL listed. Available in Black (**B**) or Silver (**S**) as indicated by last character of model number.



Mini Power/USB Block

MVCOVS1UB	2.25 x 3.75 x 3.12	2.35	0.5	\$494
MVCOVS1US	2.25 x 3.75 x 3.12	2.35	0.5	\$494

Designed to retrofit into an existing grommet cut-out to bring power to the desktop. Fits in 3.27" x 1.9" cut-out (FOG, POG) and mounts to 0.5" to 2" thick surface. Includes one 12A, 120 VAC spill resistant power receptacle and two 2.1A (11W) USB charging ports. 9' power cord with 90° flat plug with 45° rotation. ETL listed. Available in Black (**B**) or Silver (**S**) as indicated by last character of model number.



Surface Mounted Power Module

MVLDK1000	4.13 x 2.16 x 2.28 105 x 55 x 58	2.5 1.13	1.7 -	\$234
-----------	-------------------------------------	-------------	----------	--------------

Above surface or below surface mounted module with one power outlet and two 2.1 amp USB ports. Includes 10' power cord. Available in **Black** only.

MVL1900 lateral files

MVL25 vertical files

MVLPED pedestals

MVLSTOR storage cabinets

Filing



GENERAL INFORMATION

- Commercial quality lateral files.
- Keylock included with removable core.
- Lock bars on both sides of cabinet for increased security.
- Standard with counterweights.
- Leveling glides included.
- All drawer fronts feature a recessed angled full pull.
- 5 high lateral file - top opening has a receding door and roll-out shelf, four lower drawers have fixed fronts.
- Side-to-side hanging file bars are included and installed.
- Files bars can be positioned for letter/legal materials filing.
- All drawers feature ball bearing suspension.
- Coated with environmentally friendly, recyclable paint, electrostatically applied for a durable finish.
- Meets applicable ANSI/BIFMA standards.
- Canadian made with a Lifetime Warranty.
- Greenguard Certified.

CONSTRUCTION

- Fully welded seamless corners with internal steel corner gussets increase strength and rigidity.
- Key locks are random and cannot be specified.
- Positive interlocking system allows only one drawer to open at a time.
- Full extension ball bearing suspensions with a built-in feature to prevent drawer bounce back.
- Four adjustable leveling glides are easily accessible from inside or outside of the cabinet for quick and proper installation.
- Counterweights are included in 1 ½, 2, 3 and 4 high cabinets. 5 high cabinet is counterbalanced and does not need additional counterweights.
- Inside clearance of 12" openings is 11 ¼" high.

FINISHES


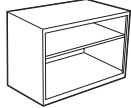


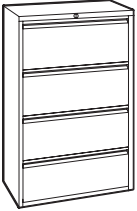
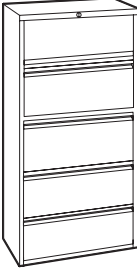
- MVL1900 lateral files are available in Black (BLK), Designer White (DWT), Grey (GRY) and Nevada (NEV) finishes.
- Available in all other Global standard colors at no upcharge, minimum order of 10 pieces (visit officestogo.com to see Global colors). 3-week lead time.
- An upcharge of 10% will apply to Metallic, Mica, Tungsten and special White finishes.

ACCESSORIES

- Lateral file laminate top
- Low storage cushions for 1 ½" high units
- Mobile lateral kit
- Front-to-back file bars
- Side-to-side file bars
- Plate dividers
- Extra keys

SHIPPING

- MVL1900 lateral files are shipped fully assembled.

LATERAL FILES	MODEL #	DIMENSIONS ^{IN} _{MM}	WEIGHT ^{LB} _{KG}	VOLUME ^{FT³} _{MT³}	LIST PRICE
 <p>1 1/2 Drawer High Lateral Cabinet</p>	M1930PXB	30 x 19.25 x 21.25 <i>762 x 489 x 540</i>	117 <i>53.07</i>	9.5 <i>0.26</i>	\$876
	M1936PXB	36 x 19.25 x 21.25 <i>914 x 489 x 540</i>	127 <i>57.61</i>	11.25 <i>0.31</i>	\$910
 <p>1 1/2 Open Shelf</p>	M19301XSN	30 x 19.25 x 21.25 <i>762 x 489 x 540</i>	50 <i>22.68</i>	9.5 <i>0.26</i>	\$587
	M19361XSN	36 x 19.25 x 21.25 <i>914 x 489 x 540</i>	56 <i>25.4</i>	11.25 <i>0.31</i>	\$630
 <p>2 Drawer High Lateral Cabinet</p>	MVL1936P2	36 x 19.25 x 27.31 <i>914 x 489 x 694</i>	124 <i>56.25</i>	14.6 <i>0.41</i>	\$956
	MVL1936P3	36 x 19.25 x 39.68 <i>914 x 489 x 1008</i>	149 <i>67.59</i>	15.67 <i>0.44</i>	\$1323
 <p>3 Drawer High Lateral Cabinet</p>	MVL1936P4	36 x 19.25 x 52.06 <i>914 x 489 x 1322</i>	179 <i>81.19</i>	20.88 <i>0.59</i>	\$1643
	MVL1936P5	36 x 19.25 x 66.56 <i>914 x 489 x 1691</i>	204 <i>92.53</i>	33.4 <i>0.94</i>	\$2176
 <p>4 Drawer High Lateral Cabinet</p>					
 <p>5 Drawer High Lateral Cabinet</p>					

One 6" high fixed front drawer, one 12" high fixed front drawer. Inside drawer clearance: 5 1/8" high and 11 1/4" high respectively. Recessed angled full pulls. Side-to-side file bars, counterweights, levelers and lock included. Shipped assembled in 1 carton.

21 1/4" high open shelf, 18" high inside clearance with one 2-position adjustable shelf. Levelers included. Shipped assembled in 1 carton.

36" wide. Two 12" opening fixed front drawers. Recessed angled full pulls. Side-to-side file bars, counterweights and lock included. Shipped assembled in 1 carton.

36" wide. Three 12" opening fixed front drawers. Recessed angled full pulls. Side-to-side file bars, counterweights and lock included. Shipped assembled in 1 carton.

36" wide. Four 12" opening fixed front drawers. Recessed angled full pulls. Side-to-side file bars, counterweights and lock included. Shipped assembled in 1 carton.

36" wide. Top opening has a 12" receding door and roll-out shelf. Four lower openings have 12" opening fixed front drawers. Recessed angled full pulls. Side-to-side file bars, counterweights and lock included. Shipped assembled in 1 carton.

LATERAL FILES **MODEL #** **DIMENSIONS** ^{IN}/_{MM} **WEIGHT** ^{LB}/_{KG} **VOLUME** ^{FT³}/_{MT³} **LIST PRICE**

W x D x H



Mobile 2 High Lateral File

MVL1936M2	36 x 19.25 x 30 914 x 489 x 762	130 58.97	14.77 0.41	\$1209
-----------	------------------------------------	--------------	---------------	---------------

36" wide. Consists of MVL1936P2 (Two Drawer High Lateral File) plus MVLMLK (Mobile Lateral Kit). Shipped assembled in 2 cartons.

METAL BOOKCASES



Metal Bookcase, 4 High

MVLBC36-4	36 x 13 x 53.7 914 x 330 x 1364	75 34.02	17.9 0.5	\$725
-----------	------------------------------------	-------------	-------------	--------------

4H all metal bookcase with three adjustable shelves and one fixed bottom shelf. Load capacity per shelf of 85 lbs evenly distributed. Shipped assembled in 1 carton.

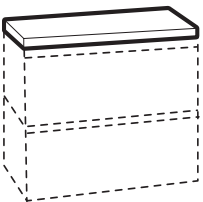


Metal Bookcase, 5 High

MVLBC36-5	36 x 13 x 66.4 914 x 330 x 1687	90 40.82	21.9 0.62	\$878
-----------	------------------------------------	-------------	--------------	--------------

5H all metal bookcase with four adjustable shelves and one fixed bottom shelf. Load capacity per shelf of 85 lbs evenly distributed. Shipped assembled in 1 carton.

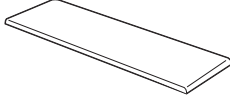
MVL1900 ACCESSORIES



Top For 19.25"D Storage Unit

ML7219LT	72 x 19.25 x 1 1829 x 489 x 25	33 14.97	1.81 0.05	\$204
ML6619LT	66 x 19.25 x 1 1676 x 489 x 25	30 13.61	1.67 0.04	\$197
ML6019LT	60 x 19.25 x 1 1524 x 489 x 25	28 12.7	1.53 0.04	\$192
ML3619LT	36 x 19.25 x 1 914 x 489 x 25	17 7.71	0.97 0.02	\$132
ML3019LT	30 x 19.25 x 1 762 x 489 x 25	14 6.35	0.83 0.02	\$125

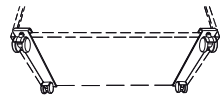
Ships with double-sided tape to secure to 19.25"D MVL metal storage units. Shipped ready to assemble with storage unit in 1 carton.
 60" for two 30"W units
 66" for one 30"W and one 36"W units
 72" for two 36"W units
 ML3619LT and ML3019LT for use with single 19.25"D storage units.

MVL1900 ACCESSORIES	MODEL #	DIMENSIONS ^{IN} ^{MM}	WEIGHT ^{LB} ^{KG}	VOLUME ^{FT³} ^{MT³}	LIST PRICE
	MVL1930C	30 x 19.25 x 2 762 x 489 x 51	11 4.99	1.3 0.03	\$250
	MVL1936C	36 x 19.25 x 2 914 x 489 x 51	13 5.9	2.6 0.07	\$286
	MVL1960C	60 x 19.25 x 2 1524 x 489 x 51	20 9.07	2.6 0.07	\$460
	MVL1966C	66 x 19.25 x 2 1676 x 489 x 51	16 7.26	5.2 0.14	\$496
	MVL1972C	72 x 19.25 x 2 1829 x 489 x 51	22 9.98	2.4 0.06	\$532

Low Storage Cushions

Cushions for 19.25"D low storage lateral files (M1930PXB, M1936PXB, M19301XSN and M19361XSN). Storage must have a finished laminate top to accept the cushion. Waterfall front and back edge, attaches with Velcro strips (supplied). Can be upholstered in all OTG seating fabrics (see page 127). Shipped assembled in 1 carton.

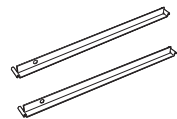
Alternate textile options: Graded-in textiles are available. No minimum quantities. Contact Customer Service for pricing



Mobile Lateral Kit

MVLMLK	20.9 x 2.5 x 3.9 531 x 64 x 99	6 2.72	0.17 4.31	\$253
--------	-----------------------------------	-----------	--------------	-------

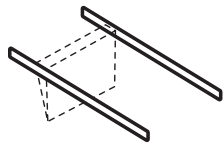
Use kit to convert MVL1936P2 (Two Drawer High Lateral File) to a mobile two high lateral file. Kit includes support rails and four casters. Shipped assembled in 1 carton.



Front-to-Back File Bars

MVLFBB	15.5 x 1 x 1 394 x 25 x 25	1 0.45	0.8 0.02	\$29
--------	-------------------------------	-----------	-------------	------

Must be used in conjunction with MVLHFB36 (Side-to-Side File Bars). One pair. Shipped in 1 carton.



Side-to-Side File Bars

MVLHFB36	33.25 x 0.4 x 1.25 845 x 10 x 32	4 1.81	0.5 0.01	\$52
----------	-------------------------------------	-----------	-------------	------

Hanging file bars. One pair. Shipped in 1 carton.

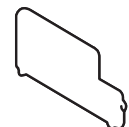


Plate Dividers

MVLDP	13.25 x 0.01 x 7 337 x 0.25 x 178	4 1.81	0.5 0.01	\$52
-------	--------------------------------------	-----------	-------------	------

Three per package. **EFC** (environmentally friendly color - similar to Charcoal Grey due to the use of recycled powder). Shipped in 1 carton.



Extra Key

MVLEK	-	0.1 0.05	0.1 -	\$17
-------	---	-------------	----------	------

Please specify key number at time of order. Key range W401-W550. Shipped in 1 carton.



MVL25201



MVL25251



MVL25401



MVL25451

GENERAL INFORMATION

- Commercial quality vertical files.
- To be used in freestanding applications, not intended to support worksurfaces.
- Keylock included with removable core.
- All drawer fronts feature a recessed angled full pull.
- Models are available in letter and legal widths.
- All drawers feature ball bearing suspension.
- Case rests directly on floor, leveling glides are not included.
- Coated with environmentally friendly, recyclable paint, electrostatically applied for a durable finish.
- Meets applicable ANSI/BIFMA standards.
- Canadian made with a Lifetime Warranty.
- Greenguard Certified.

CONSTRUCTION



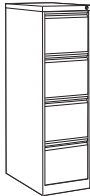
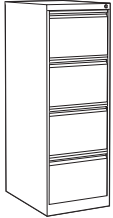
- Welded one-piece top.
- High side walls accommodate hanging file folders.
- Locks are standard and have removable cores.
- Key locks are random and cannot be specified.
- Drawers are 25"D.

FINISHES

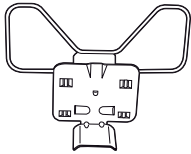

- MVL25 vertical files are available in Black (BLK), Designer White (DWT), Grey (GRY) and Nevada (NEV) finishes.
- Available in all other Global standard colors at no upcharge, minimum order of 10 pieces (visit officestogo.com to see Global colors). 3-week lead time.
- An upcharge of 10% will apply to Metallic, Mica, Tungsten and special White finishes.

SHIPPING

- MVL25 vertical files are shipped fully assembled.

VERTICAL FILES	MODEL #	DIMENSIONS ^{IN} _{MM}	WEIGHT ^{LB} _{KG}	VOLUME ^{FT³} _{MT³}	LIST PRICE
 <p>2 Drawer Vertical File</p>	MVL25201	15.15 x 25 x 29	62	9	\$457
		385 x 635 x 737	28.12	0.25	
<p>Letter width. Two 25"D drawers. Ball bearing suspension. Recessed angled full pulls. Lock included. Shipped assembled in 1 carton.</p>					
 <p>2 Drawer Vertical File</p>	MVL25251	18.15 x 25 x 29	67	11	\$481
		461 x 635 x 737	30.39	0.31	
<p>Legal width. Two 25"D drawers. Ball bearing suspension. Recessed angled full pulls. Lock included. Shipped assembled in 1 carton.</p>					
 <p>4 Drawer Vertical File</p>	MVL25401	15.15 x 25 x 52	112	16	\$703
		385 x 635 x 1321	50.8	0.45	
<p>Letter width. Four 25"D drawers. Ball bearing suspension. Recessed angled full pulls. Lock included. Shipped assembled in 1 carton.</p>					
 <p>4 Drawer Vertical File</p>	MVL25451	18.15 x 25 x 52	122	18	\$771
		461 x 635 x 1321	55.34	0.5	
<p>Legal width. Four 25"D drawers. Ball bearing suspension. Recessed angled full pulls. Lock included. Shipped assembled in 1 carton.</p>					

MVL25 ACCESSORIES

 <p>Follower Block</p>	MVLFB	10 x 5 x 9	1.34	0.17	\$29
		254 x 127 x 229	0.61	-	
<p>Shipped assembled in 1 carton.</p>					
 <p>Extra Key</p>	MVLEK	-	0.1	0.1	\$17
		-	0.05	-	
<p>Please specify key number at time of order. Key range W401-W550. Shipped in 1 carton.</p>					



MVLW23FF

MVLW23BBF

MVL19BF

MVLM23FF

MVLM23BBF

GENERAL INFORMATION

- Commercial quality pedestals.
- To be used under a worksurface. May be used in a worksurface supporting application.
- Keylock included with removable core.
- All drawer fronts feature a recessed angled full pull.
- Leveling glides included except on mobile units.
- Box/box/file and file/file models are available.
- Box/box/file and box/file configurations come with one pencil tray.
- Side-to-side hanging file bars are included in file drawers.
- All drawers feature ball bearing suspension.
- Pedestals are 23"D, 27 5/8"H and 15"W.
- Coated with environmentally friendly, recyclable paint, electrostatically applied for a durable finish.
- Meets applicable ANSI/BIFMA standards.
- Canadian made with a Lifetime Warranty.
- Greenguard Certified.

CONSTRUCTION



- Wrap around corners.
- High side walls to accommodate hanging file folders.
- Locks are standard and have removable cores.
- Key locks are random and cannot be specified.
- Four adjustable leveling glides are easily accessible from inside or outside of the pedestal for quick and proper installation.

FINISHES




- MVLPED pedestals are available in Black (BLK), Designer White (DWT), Grey (GRY) and Nevada (NEV) finishes.
- Available in all other Global standard colors at no upcharge, minimum order of 10 pieces (visit officestogo.com to see Global colors). 3-week lead time.
- An upcharge of 10% will apply to Metallic, Mica, Tungsten and special White finishes.

SHIPPING

- MVLPED pedestals are shipped fully assembled.

PEDESTALS	MODEL #	DIMENSIONS ^{IN} _{MM}	WEIGHT ^{LB} _{KG}	VOLUME ^{FT³} _{MT³}	LIST PRICE
 <p>Box/Box/File Pedestal</p>	MVLW23BBF	15 x 23 x 27.62	84	7	\$507
		381 x 584 x 702	38.1	0.19	
<p>23" deep. Two box drawers and one file drawer. Suitable for under worksurface use in both surface supporting and non-weight bearing applications. Recessed angled full pulls. Leveling glides. Ball bearing suspension. Includes pencil tray. Lock mounted on right-hand side. Top has four predrilled holes for attaching to worksurface. Shipped assembled in 1 carton.</p>					
 <p>File/File Pedestal</p>	MVLW23FF	15 x 23 x 27.62	84	7	\$493
		381 x 584 x 702	38.1	0.19	
<p>23" deep. Two file drawers. Suitable for under worksurface use in both surface supporting and non-weight bearing applications. Recessed angled full pulls. Leveling glides. Ball bearing suspension. Lock mounted on right-hand side. Top has four predrilled holes for attaching to worksurface. Shipped assembled in 1 carton.</p>					

MOBILE PEDESTALS

 <p>Box/File Mobile Pedestal</p>	MVL19BF	15 x 18.5 x 23.13	54	4.5	\$613
		381 x 470 x 588	24.49	0.12	
<p>19" deep. One box drawer and one file drawer. Recessed angled full pulls. Four hooded casters included. Ball bearing drawer suspension. Includes pencil tray and one set of side-to-side file bars. Counterweight included. Lock mounted on right-hand side. Cushion sold separately, see MVL19C (below). Shipped assembled in 1 carton.</p>					
 <p>Cushion for Box/File Mobile Pedestal</p>	MVL19C	15 x 18.5 x 2.5	5	1.1	\$138
		381 x 470 x 64	2.27	0.03	
<p>Cushion for MVL19BF (above). Attaches to mobile pedestal with Velcro strips (supplied). Can be upholstered in all OTG seating fabrics including Luxhide finishes in polyurethane (PU) mock leather (see page 127). Shipped in 1 carton.</p> <p>Limited Lifetime Warranty (5-year exceptions apply - see page 131). In seating applications, weight capacity for this series is 300 lbs.</p> <p>Alternate textile options: Graded-in textiles are available. No minimum quantities. Contact Customer Service for pricing.</p>					
 <p>Box/File Mobile Pedestal</p>	MVL23BF	15 x 22.5 x 23.13	58	5.4	\$638
		381 x 572 x 588	26.31	0.15	
<p>23" deep. One box drawer and one file drawer. Recessed angled full pulls. Four hooded casters included. Ball bearing drawer suspension. Includes pencil tray and one set of side-to-side file bars. Counterweight included. Lock mounted on right-hand side. Cushion sold separately, see MVL23C (below). Shipped assembled in 1 carton.</p>					

MOBILE PEDESTALS	MODEL #	DIMENSIONS ^{IN} _{MM}	WEIGHT ^{LB} _{KG}	VOLUME ^{FT³} _{MT³}	LIST PRICE
------------------	---------	---	---------------------------------------	---	------------



Cushion for Box/File Mobile Pedestal

	W x D x H			
MVL23C	15 x 22.5 x 2.5 381 x 572 x 64	6 2.72	1.1 0.03	\$169

Cushion for **MVL23BF** (above). Attaches to mobile pedestal with Velcro strips (supplied). Can be upholstered in all OTG seating fabrics including Luxhide finishes in polyurethane (PU) mock leather (see page 127). Shipped in 1 carton.

Limited Lifetime Warranty (5-year exceptions apply - see page 131).
In seating applications, weight capacity for this series is 300 lbs.

Alternate textile options: Graded-in textiles are available. No minimum quantities. Contact Customer Service for pricing.



Box/Box/File Mobile Pedestal

MVLM23BBF	15 x 22.62 x 27.87 381 x 575 x 708	75 34.02	5.5 0.15	\$639
-----------	---------------------------------------	-------------	-------------	--------------

23" deep. Two box drawers drawers and one file drawer. Recessed angled full pulls. Includes one pencil tray. Lock mounted on the right-hand side. Concealer casters. Counterweight included. Shipped assembled in 1 carton.



File/File Mobile Pedestal

MVLM23FF	15 x 22.62 x 27.87 381 x 575 x 708	72 32.66	5.5 0.15	\$625
----------	---------------------------------------	-------------	-------------	--------------

23" deep. Two file drawers. Recessed angled full pulls. Lock mounted on the right-hand side. Concealer casters. Counterweight included. Shipped assembled in 1 carton.



MVLS42L



MVLS72L



GENERAL INFORMATION

- Commercial quality storage cabinets.
- All doors feature a recessed angled vertical full pull.
- 42”H cabinet comes with two shelves (one fixed and one adjustable).
- 72”H cabinet comes with four shelves (one fixed and three adjustable).
- Bottom pan can also be used as a shelf.
- Leveling glides included.
- Coated with environmentally friendly, recyclable paint, electrostatically applied for a durable finish.
- Meets applicable ANSI/BIFMA standards.
- Canadian made with a Lifetime Warranty.
- Greenguard Certified.

CONSTRUCTION

- Welded one-piece top.
- Locks are standard and have removable cores.
- Key locks are random and cannot be specified.
- Four adjustable leveling glides are easily accessible from inside or outside of the cabinet for ease of adjustment.
- Cabinets are 18”D.

FINISHES

- MVLSTOR storage cabinets are readily available in Black (BLK), Designer White (DWT), Grey (GRY) and Nevada (NEV) finishes.
- Available in all other Global standard colors at no upcharge, minimum order of 10 pieces (visit officestogo.com to see Global colors.) 3-week lead time.

ACCESSORIES

- Additional shelf for storage cabinet.

SHIPPING

- MVLSTOR storage cabinets are shipped fully assembled.

STORAGE CABINETS



Recessed Angled Full Pull Cabinet

MODEL #	DIMENSIONS <small>IN MM</small>	WEIGHT <small>LB KG</small>	VOLUME <small>FT³ MT³</small>	LIST PRICE
MVLS42L	36 x 18 x 42	100	20	\$629
	914 x 457 x 1067	45.36	0.56	

42" high. One fixed shelf and one adjustable shelf. Bottom pan can also be used as a shelf. Two door hinged storage cabinet. Recessed angled vertical full pulls. Lock and leveling glides included. Shipped assembled in 1 carton.



Recessed Angled Full Pull Cabinet

MVLS72L	36 x 18 x 72	135	36	\$850
	914 x 457 x 1829	61.23	1.01	

72" high. One fixed shelf and three adjustable shelves. Bottom pan can also be used as a shelf. Two door hinged storage cabinet. Recessed angled vertical full pulls. Lock and leveling glides included. Shipped assembled in 1 carton.

ADDITIONAL SHELF



Additional Shelf for Storage Cabinet

MVLFWS	36 x 18 x 0.75	7	0.4	\$99
	914 x 457 x 19	3.18	0.01	

Extra shelf for storage cabinets. Available in finishes to match cabinet. Shipped in 1 carton.

Textiles & Finishes

Care and Cleaning

Textiles

Fabrics: To extend the life of your seating upholstered in fabric, regularly dust the chair to prevent airborne particles from penetrating the fabric surface.

For light soiling, use a damp cloth and blot the spot with very light pressure, taking care never to soak the fabric. Dry with a clean cloth by blotting - never rub fabric. More intense stains can be treated the same way, but with a mild detergent. Always test fabric first in an unseen area before using any cleaning method.

Luxhide bonded leather: For regular cleaning, simply use a soft damp cloth, taking care not to soak the leather. For more thorough treatment, soak a soft cloth in a mild soap solution and wipe surface in a light circular motion. Repeat with clean water. Allow to dry and polish with a soft dry cloth. Do not use detergents, aerosol sprays or other polishes.

Hard Surfaces

Laminate & painted metal finishes: Wipe the surface with a clean soft damp cloth; if needed, a mild soap solution (i.e. Ivory dishwashing liquid) can be used. To prevent streaks, dry the surface with a clean dry soft cloth moving in a circular motion.

-
- **Water-based cleaner (W):** Spot clean, using the foam only from a water-based cleaning agent, such as a mild detergent or non-solvent upholstery shampoo product. Apply foam with a soft brush in a circular motion. Vacuum when dry. Pretest small area before proceeding.
 - **Solvent cleaner (S):** Spot clean, using a mild water-free solvent or dry cleaning product. Clean only in a well-ventilated room and avoid any product containing carbon tetrachloride or other toxic materials. Pretest a small area before proceeding.
 - **Water/solvent cleaner (WS):** Spot clean with a mild solvent, an upholstery shampoo, or the foam from a mild detergent. When using a solvent or dry cleaning product, follow instructions carefully and clean only in a well-ventilated room. Avoid any product that contains carbon tetrachloride or other toxic materials. With either method, pretest a small area before proceeding.
 - **Vacuum only (X):** Clean this fabric only by vacuuming or light brushing to prevent accumulation of dust and grime. Water-based foam cleaning agents of any kind may cause excessive shrinking, staining, or distortion of the surface pile and therefore, should not be used.
 - These recommendations and codes were developed by fabric specialists. However, because of the various ways fabric can be stained or damaged, there is no guarantee that the results will be completely successful. Use suggested methods on your own responsibility. To help prevent overall soil, frequent vacuuming or light brushing to remove dust and grime is recommended. Use professional furniture cleaning service when overall soiled condition has been reached.

SEATING UPHOLSTERY

BANTAM

Apple (BM21)	Cosmic (BM25)	Dove (BM23)	Firelight (BM26)	Ghost (BM22)	Ginger (BM27)
Iron (BM24)	Rabbit (BM20)	Tropical (BM28)			

Bantam is a durable, bleach cleanable (9:1) vinyl, but due to the stiff nature of the textile, this vinyl is prone to bunching and will not upholster as smoothly as other coverings in the following series. Beta, Danio, Full-Time, M-Task, Minto, Part-Time, Soda, Stradic and Tami.

CARRERA

Aspen (CE88)	Azure (CE91)	Charcoal (CE98)	Chili (CE92)	Dune (CE89)	Flannel (CE90)
Ink (CE95)	Java (CE97)	Jute (CE93)	Rainforest (CE87)	Sangria (CE96)	Savannah (CE85)
Slate (CE86)	Zest (CE84)				

DOBBY

Berry (DB39)	Black (DB42)	Bonsai (DB31)	Charcoal (DB38)	Cloud (DB32)	Corfu (DB36)
Medium Taupe (DB37)	Pewter (DB34)	Royal (DB40)	Sand (DB33)	Santa Fe (DB35)	Snowcap (DB30)
Titanium (DB41)					

FUSION

Aqua (FU75)	Cadet (FU79)	Carbon (FU85)	Cobalt (FU83)	Flax (FU84)	Fresh (FU72)
Granite (FU77)	Graphite (FU81)	Moss (FU73)	Oasis (FU80)	Poppy (FU78)	Sandstone (FU76)
Tangerine (FU71)	Tomato (FU74)	Viola (FU82)			

ILLUSION

Cappuccino (II01)	Cayenne (II06)	Currant (II10)	Dusk (II08)	Ebony (II13)	Fiji (II11)
Hemp (II05)	Maui (II07)	Ozone (II12)	Paprika (II02)	Smoke (II09)	Tropic (II03)
Wicker (II04)					

JENNY

Admiral (JN08)	Berry (JN31)	Cascade (JN28)	Charcoal (JN11)	Ebony (JN02)	Green Grass (JN32)
Harvest (JN29)	Melon (JN30)	Midnite (JN01)	Oatmeal (JN26)	Roast (JN33)	Silver Lining (JN25)
Slate (JN03)	Sunflower (JN27)	Vermillion (JN07)			

LUXHIDE BONDED LEATHER

Black (PU30/BL20)	Burgundy (PU36/BL26)	Charcoal (PU37/BL27)	Dark Brown (PU34/BL24)	Light Grey (PU41/BL34)	Parchment (PU32/BL22)
Saddle (PU33/BL23)	White (PU38/BL28)				

Luxhide is made up of leather, polyurethane and a poly-cotton weave. This durable covering has the look and feel of top grain leather. Luxhide Offices to Go chairs are upholstered using bonded leather on the seating surfaces. Matching synthetic leather may be used on the back and trim.

MESH FABRIC - AVRO AND IBEX

Black (MS69) - Avro, Ibex	Natural (MS74) - Avro	Stone (MS71) - Avro			
---------------------------	-----------------------	---------------------	--	--	--

QUILT

Black (QL10)	Cadet (QL23)	Charcoal Grey (QL11)	Cocoa (QL29)	Daisy (QL25)	Dune (QL21)
Feather (QL20)	Geranium (QL24)	Meadow (QL22)	Navy (QL14)	Punch (QL27)	Quest (QL26)
Silver (QL19)	Tangerine (QL28)	Wine (QL16)			

TERRACE

Apple (TC66)	Bluebell (TC65)	Cerise (TC68)	Cherry Blossom (TC64)	Cobble (TC63)	Echo (TC74)
Flirt (TC73)	Glacier (TC75)	Haze (TC67)	Ironwork (TC71)	Pine Cone (TC72)	Shadow (TC62)
Tigerlily (TC61)	Twilight (TC69)	Wintergreen (TC70)			

TRAK

Apple (TK47)	Carbon (TK52)	Cement (TK43)	Copper (TK45)	Latte (TK42)	Merlot (TK49)
Midnight Sky (TK50)	Mocha (TK51)	Mustard (TK41)	Silver (TK44)	Steel (TK48)	Taupe (TK40)
Teal (TK46)					

URBAN

Beach Day (UR15)	Black Coal (UR22)	Blue Bayou (UR12)	Boardwalk (UR16)	Brown Bridge (UR18)	Earth (UR17)
Gravel Road (UR21)	Granite Rock (UR20)	Green Glass (UR13)	Ocean Blue (UR11)	Red Rose (UR10)	Sandcastle (UR14)
White Sand (UR19)					

WATERFALL

Dance (WA54)	Grand (WA50)	Imagine (WA44)	Magestic (WA52)	Pacific (WA53)	Prism (WA48)
Rainforest (WA46)	Rumble (WA47)	Rushing (WA51)	Sky (WA45)	Splash (WA42)	Trance (WA40)
Tranquility (WA49)	Tryst (WA41)	Victoria (WA43)			

TEXTILES AND FINISHES

SEATING UPHOLSTERY (cont'd)

WAVELENGTH

Bluejay (WV14)	Cancun (WV09)	Corfu (WV13)	Flame (WV04)	Lime (WV01)	Mesa (WV07)
Mint (WV02)	Moonrock (WV11)	Mykonos (WV05)	Panther (WV15)	Plasma (WV08)	Quartz (WV10)
Rubine (WV12)	Savannah (WV06)	Stone (WV03)			

ALTERNATIVE TEXTILE OPTIONS

Offices to Go seating is available in a variety of upholstery options which are specific to each series. Please see individual series details for available textiles, colors and graded textile options.

FILING FINISHES

Black (BLK)	Designer White (DWT)	Grey (GRY)	Nevada (NEV)
-------------	----------------------	------------	--------------

LAMINATE FINISHES - CRAFT TABLES, IONIC BENCHING, PASHLEY AND SODA TABLES

Absolute Acajou (ACJ)	Asian Night (ASN)	Avant Cherry (AWC)	Avant Honey (AWH)	Clear Maple (CMB)	Dark Espresso (DES)
Designer White (DWT)	Noce Biondo (NBL)	Noce Grigio (NGL)	Noce Leggero (NEL)	Noce Medio (NML)	White Chocolate (WHC)
Winter Cherry (WCR)					

LAMINATE FINISHES - NEWLAND

Absolute Acajou (ACJ)	Asian Night (ASN)	Dark Espresso (DES)	Designer White (DWT)	Noce Biondo (NBL)	Noce Grigio (NGL)
Noce Leggero (NEL)	Noce Medio (NML)	White Chocolate (WHC)	Winter Cherry (WCR)		

NEWLAND TACKBOARDS

Blue Mist (LL14)	Caramel Cream (LL12)	Cinder (LL37)	Granite (LL36)	Medium Taupe (LL11)	Sandstone (LL38)
Spray (LL35)					

METAL LEG FINISHES - NEWLAND, IONIC BENCHING AND IONIC BENCHES

Black (TBL)	Designer White (TDW)	Tungsten (TTU)
-------------	----------------------	----------------

Offices to Go (OTG) is a division of Global Furniture Group ("Global") focused on providing high-value products for the budget minded business. This illustrated list price book has been designed to facilitate fast reference and easy use. Products are categorized into "seating", "desks + tables", "accessories" or "filing" and are listed numerically within their categories. The line drawings match actual photographs (where possible) to aid in instant recognition of the total range within a series.

Sales of OTG products are made only on Global's standard Terms and Conditions of sale which are contained in this list price book. The "Purchaser" in these Terms and Conditions shall refer to Dealers and those who originally purchase directly from Global for use or re-sale. These standard Terms and Conditions may be modified or supplemented only by a separately written document signed by Global's authorized personnel at its head office in Toronto, Ontario, Canada. Any term or condition contained in any purchase order or other form used by the Purchaser to order goods (including standard, printed language) which is different from, in addition to, or in any way inconsistent with Global's standard Terms and Conditions shall be of no force or effect whatsoever.

All illustrations, specifications and prices in this list price book are based on the latest product information available at time of publication. Global reserves the right to make changes at any time and without prior notice to prices, colors, materials, specifications and models offered.

Description

Each product shown or described in this list price book is standard OTG product. Available options are noted at the beginning of each series. Available options may require additional delivery time and cost, and may affect the warranty given. Sizes and weights shown are approximate and are subject to slight changes from time to time.

Prices and Payment

The prices shown in this list price book as well as those quoted by Global, are in Canadian dollars for orders shipped to destinations in Canada.

If shipping date requested is more than 90 days from date of order, Global shall reserve the right to use published list prices effective at time of shipment.

Orders are invoiced at time of shipment. Terms of payment are net 30 days from date of invoice unless otherwise stated. The Purchaser agrees that Global shall reserve the right to enforce a charge amounting to 1.5% per month (18% per year) on invoices outstanding more than 30 days.

If the Purchaser's most recent annual net volume is less than \$5,000, Global may suggest payment be made in advance.

All orders are subject to the Purchaser complying with Global's prevailing credit policy.

Any products sold by Global shall remain the property of Global until fully paid.

Prices are suggested list prices only and are subject to change without notice. Global will, however, attempt to keep the Purchasers up-to-date on all developments including price changes.

Taxes

All prices shown in this list price book are exclusive of sales, use, excise, HST and other applicable taxes and duties which may be the Purchaser's responsibility as per the invoice issued by Global. If the Purchaser claims an exemption from such taxes, it shall be the Purchaser's responsibility to furnish Global with an appropriate exemption certificate at time of order.

Ordering Information

Global requires that all orders be submitted in writing and will be acknowledged on Global's acknowledgement forms governing the transaction.

The details appearing on this acknowledgement will describe the items to be shipped and the approximate shipping date. It is the Purchaser's responsibility to determine that the information in the acknowledgement is correct. In the event of an error, the Purchaser must notify their Global Customer Service representative immediately by telephone followed by written confirmation. Shipping dates are assigned to orders based on the items having the longest manufacturing lead time (unless instructed to partial ship).

At time of order, please provide the following information:

1. Account number (if possible)
2. PO number
3. "Bill to" and/or "Ship to" and name and address
4. Complete model number and selected options including textiles/finishes
5. Special instructions and tag information
6. Shipping instructions, please indicate:
 - a. pick up
 - b. Global trailer program
 - c. common carrier, provide name of carrier, your account number

The above points will be checked by Global for accuracy. Global will process orders using the codes provided by the Purchaser. Price discrepancy is the responsibility of the Purchaser. The Purchaser must notify Global prior to invoicing.

The Purchaser is responsible for providing correct information at time of order. If no option(s) are selected the system will default to standard feature(s). Orders with missing/incorrect information (finish, etc.) will be put on hold until all information is complete. Orders will be scheduled for manufacturing upon receipt of complete information.

Changes and Cancellations

After the date of Global's acknowledgement of the Purchaser's order, the order may not be changed or cancelled by the Purchaser without the written consent of Global. Textile-covered items are considered to be in production once the textile is scheduled for cutting. Other standard items already in production are subject to a minimum 35% cancellation charge.

Errors and Omissions

All quotations, acknowledgements and invoices are subject to corrections for any errors and omissions.

Casters

The list price book specifies the caster which comes standard with each chair model. Most chairs are equipped with C9 or C65 casters which are best used on carpeted surfaces. If it is intended to use the product on hard surfaces such as ceramics, concrete, linoleum or hardwood, it is recommended to use different casters. It is the responsibility of the customer to determine the standard caster for a particular product and whether such caster is appropriate for the given application.

File Finishes

There is no upcharge on any standard file finish, minimum order quantity is 10 pieces. Any non-standard file finish must be approved by Global prior to acceptance of order and may be subject to an upcharge.

An upcharge of 10% will apply to Metallic, Mica, Tungsten and any non-standard White finishes regardless of the number of units ordered.

Upholstery Coverings

Slight variations in color may occur between dye lots. Although Global attempts to minimize these variances, they do occur and must be accepted as normal and will not be considered defects.

Weight

For seating products, unit weight and carton weight are provided. For casegood products, carton weight is provided.

Delays

Global's order acknowledgment will state a shipping date which is Global's best estimate at the time the order is acknowledged. However, Global shall not incur any obligation or liability to the Purchaser for failure to ship by specified date unless Global has agreed to an unequivocal shipping date in a separately signed written document executed by its authorized personnel at its head office. In addition, Global will not be liable for any loss or damage resulting from any delay or failure in shipment or other failure to perform all or any part of the agreement between the parties with respect to the goods shown on the face of the order acknowledgement where such delay, failure, loss or damage is the proximate result of any act of any governmental authority or political subdivision thereof, revolution, riot, civil disorder or disturbance, delay or default in transportation, strike disputes among or between labor unions or other labor disputes, delay or inability in obtaining materials and facilities, fire, flood, act of God or any cause not within the reasonable control of Global.

Free on Board (FOB)

FOB point is Global's Factory, Toronto, Ontario, Canada.

Courier Type Shipments

This symbol is used to indicate that the adjacent product can be sent by courier type shipments, such as Federal Express, Purolator, CanPar and UPS.

Shipping

The Purchaser must select, at time of order, one of two methods of freight payment. Global will make no end-user shipments unless special arrangements have been made.

1. FOB point of shipment, freight collect - pick up and common carrier.
2. FOB point of shipment, freight prepaid and invoiced to the Purchaser - Global Trailer Program.

All deliveries are dock to dock.

Service

Service requests are normally the responsibility of Global's authorized Dealers. Where this cannot be accomplished on a local level, service problems should be referred to Global's Customer Service Department.

Global/Express (Canada)

Tel: (905) 660-5101 or 1-800-567-8901

Fax: (905) 660-4759 or 1-800-375-5134

Global International

Tel: (416) 661-3660

Fax: (416) 661-661-0983 or 1-877-585-5579

Returns

No returns of goods will be accepted without written consent and shipping instruction from Global. A minimum re-stocking charge of 35% is made on all authorized returns for credit or refund, provided goods are received by Global in the condition in which they left the factory. This may increase depending on the type of product. Global's Return Goods Authorization (RGA) numbers must appear prominently on all authorized returns. Global will not be responsible for return freight costs. No credit will be given if goods cannot be reused as new. Special order items, non-stock items and COM products are in no event subject to return. All returns must be approved and authorized in writing by Global Customer Service. Global reserves the right to refuse delivery of any unauthorized returns.

OFFICES TO GO TERMS AND CONDITIONS

Claims

All goods are sold FOB plant or Global Distribution Center. Global is not responsible for damage which occurs in transit (or in storage). The carrier signs for all goods received in apparently good order. It is the Purchaser's responsibility to examine goods upon receipt and to file any claims with the carrier for losses or damage to the product occurring during transit, including concealed damage.

Any claims made against Global for apparent defects, errors or shortages must be made by the Purchaser, in writing, within 15 working days after any delivery. Failure by the Purchaser to make any claim against Global within 15 days shall constitute acceptance of the goods and a waiver of any apparent defects, errors or shortages.

Suspension

In the event that the Purchaser defaults in the payment of any sum due to Global, or in the event the Purchaser's financial condition becomes unsatisfactory to Global, Global shall have the right to defer or discontinue shipment of any goods until such time as the default is cured or the Purchaser provides assurance of payment to Global.

Copyright

All catalogs, photographs, drawings, list price books and other printed materials are protected by copyright. All rights reserved.

Trademarks

All trademarks are owned by Global Furniture Group.

Designs and Patents

Many of the products produced by Global are protected by design registrations, design patents and/or patents. Design and specifications are subject to change, discontinuance or additions without notice.

For a full listing of issued trademarks, please visit officestogo.com.

Cubic Measure

The stated volume is an approximate cubic foot measure that may be used to calculate freight costs. The figure shown is the total shipping volume of a unit (e.g. if a part is sent in 2 cartons the volume indicated reflects both cartons together) and is subject to change without notice. It is most economical to purchase the specified number per carton.

Combined Shipments

Global will make every effort to combine shipments and orders on written request. However, Global cannot be held responsible where such requests are not complied with.

Offer of Sale

Possession of this list price book or any other literature shall not imply the company's willingness to sell to the holder and shall not be construed as a direct offer of sale.

If a conflict arises between: (i) prices found in software support packages furnished to the customer by Global or by any other source on behalf of Global; and (ii) Global's current pricing found on Global's website, then the most current shall prevail.

Testing Qualifications

Many Global products pass or exceed the most stringent industry testing standards.

Disclaimer

Metric dimensions are provided for reference only. In the event that there is a discrepancy between imperial measurements and metric measurements, imperial measurements shall prevail. Prices shown are current manufacturer's suggested list prices at time of printing. Updated pricing is available on Global's website. All applicable taxes are extra. Descriptions, specifications and prices are subject to change without notice. Errors and omissions are subject to correction.

For periodic updates, please check the list price book PDF at officestogo.com Global warrants that all commercial products are free from defects in material and workmanship, for the life of the product, to the original Purchaser.

This list price book is effective as of May 13, 2024.

WARNING - SEATING PRODUCTS TO PREVENT PRODUCT FAILURE AND POSSIBLE INJURY:

Ensure that the appropriate selection is made for the intended use of the chair including user's weight. Some chairs are not recommended for users above a certain weight. Frequently inspect the chair for visible cracks and tighten all screws, bolts and adjustable knobs. If the chair is damaged or unstable, immediately remove it from service. Any information or suggestions concerning applications, specifications or compliances with codes and standards is provided solely for your convenient reference and without any representation as to accuracy or suitability. Global disclaims any legal responsibility. The user must verify and test the suitability of any information or products for his specific application. Global reserves the right to change the Terms and Conditions in the list price book without notice.

OFFICES TO GO LIMITED LIFETIME WARRANTY

Global warrants that all commercial products are free from defects in material and workmanship. Global will repair or replace, at Global's option, as the sole remedy for any defect covered by the warranty.

Global makes no warranty that any of its products are suitable for any particular purpose and makes no other warranties, express or implied, other than those set out here. As codes and standards vary from one jurisdiction to another, references to compliance are solely for convenience and without any representation as to accuracy or suitability. Users must verify the suitability of such information or product for their specific application. In no event shall Global be liable in either tort or contract for any loss or direct, special, incidental, consequential or exemplary damages.

OTG Warranty Summary

OTG Product Type	Components Warranty For Original Purchaser	Exceptions
General seating (including metal frames, non-moving metal components) use time for coverage: 8 hours/5 days per week	lifetime	2 or 5 years (depending on the series): - upholstery, textiles, mesh - pneumatic lifts, mechanisms - casters, frames, plastic components
Heavy duty seating use time for coverage: 8 hours/5 days per week users up to 350 lbs.	5 years	
Lite-Lift folding chairs use time for coverage: 8 hours/5 days per week users up to 200 lbs.	1 year	
Lite-Lift II folding tables	1 year	
Newland desks and tables + Ionic benching	lifetime	
Electric height adjustable tables	lifetime	- electrical motors, controllers, moving parts - 5 years
Manual height adjustable tables	2 years	
Metal files and storage	lifetime	
Ergonomic accessories	5 years	- electrical devices, moving parts - 2 years
Panels and tackboards	lifetime	- panel textiles - 5 years

OTG's limited lifetime warranty does not apply (for any product category) to the following:

- Nominal or normal amount of wear and tear that can occur over time
- Failures which result from negligence, abuse, accident or misuse
- Failure to apply, install or maintain products according to Global's written instructions and warnings
- Modifications, attachments or repair methods not approved by Global
- Damage caused by a carrier in transit, or delivery/installation contractors
- The matching of colors, grains or textures (wood, leather, etc.) of natural materials
- Products exposed to extreme hot or cold temperatures or excessively dry or humid environments
- Color fastness or the matching of color of textiles, dye lots of textile can vary
- Damage by markings or staining; damage by sharp objects or imprinting from instruments
- Damage to textiles or laminate and wood surfaces/edges from exposure to sunlight (including UV rays)
- Products not purchased directly from authorized Global resellers
- Products used for rental purposes
- Purchased parts are warranted for one (1) year
- Failure to follow specific cleaning and disinfecting instructions posted on officestogo.com

OTG's warranty does not cover the costs of transportation or labor. Repair or replacement will be at Global's discretion.

Textiles and Finishes

Please refer to our website at officestogo.com for detailed information on cleaning and disinfecting procedures. Improper usage of disinfecting/cleaning products may void the warranty. Global textiles and finishes are updated periodically to meet the demand and trends of the market. As a result, some textiles and finishes may be discontinued by Global or the manufacturer. In the event that a textile or finish is discontinued, Global will make every reasonable effort to provide an alternative product(s) of comparable function.

GLOBAL OFFICES IN CANADA

Head Office

560 Supertest Road
Toronto, Ontario
M3J 2M6
T (416) 650-6500

Toronto Sales Office

1350 Flint Road
Toronto, Ontario
M3J 2J7
T (416) 661-3660

SHOWROOMS

Calgary

237 8th Avenue SE, Suite 302
Calgary, Alberta
T2G 5C3
T (403) 250-7770

The Blueprint Montreal

1010 Sainte-Catherine Street W, Mezz 2
Montreal, Quebec
H3B 1E7
T (514) 866-4331

Ottawa

251 Laurier Avenue W, Suite 400
Ottawa, Ontario
K1P 5J6
T (613) 234-2881
Please call ahead to book an appointment.

Edmonton

10158 103 Street NW, Suite 201
Edmonton, Alberta
T5J 0X6
T (780) 444-8922

Toronto

1350 Flint Road
Toronto, Ontario
M3J 2J7
T (416) 661-3660

Vancouver

675 West Hastings Street, Suite 1000
Vancouver, British Columbia
V6B 1N2
T (604) 432-1701

Halifax

1061 Marginal Road, Suite 120
Halifax, Nova Scotia
B3H 4P7
T (902) 422-7434

The Blueprint Toronto

(MetroCentre)
200 Wellington Street West, Suite 1602
Toronto, Ontario
M5V 3C7

Winnipeg

111 Lombard Avenue, Suite 220
Winnipeg, Manitoba
R3B 0T4
T (204) 925-3350



The Global Group, 1350 Flint Rd., Toronto ON Canada M3J 2J7
Sales & Marketing: Tel (1-877) 446-2251
Customer Service: Fax (800) 361-3182

www.officestogo.com