

# Price List 2020

Revised October 8, 2020



**Offices**toGo

# introduction

Offices to Go™, a division of Global Furniture Group has been a primary source of value-minded office furniture solutions since its inception in 2007.

We offer a wide variety of products including seating, desks, tables, files and ergonomic accessories. Offices to Go products offer high-value and are built to commercial quality standards to protect your long-term investment.

Most models are Canadian made, while others are imported. In both cases, all Offices to Go products are manufactured exclusively in certified factories and have been tested in compliance with ANSI and BIFMA standards. We are committed to producing products in the most sustainable ways and ensuring they pass strict quality testing.

Seating - Offices to Go chairs provide exceptional comfort and design. Choose from a variety of multi-purpose, task, mesh, management, leather and guest chairs to complete any office environment.

Desks + Tables - Offices to Go Ionic casegoods combine form with function to support a wide range of workplace applications. From private offices to collaborative spaces, boardrooms or reception areas, Ionic offers solutions that will exceed your expectations and keep you on budget.

Filing - Offices to Go offers a range of cost-effective filing and storage solutions to help you stay organized. Available sizes, mobile options and finishes easily adapt to any office or personal workspace.

Offices to Go product assembly is designed to be quick and simple. Products come with easy to follow instructions and detailed photographs.

Offices to Go products are covered by Global's limited Lifetime Warranty. See page 139 for warranty details.

## SYMBOL IDENTIFICATION

Each seating product with an RTA code identifies the assembly requirements.

**RTA 00** FULLY ASSEMBLED

**RTA 1** SIMPLE ASSEMBLY (no tools required)

Parts to install:

- casters
- base
- pneumatic cylinder/cover can

**RTA 2** MODEST ASSEMBLY (tools supplied, if necessary)

Parts to install:

- casters
- base
- pneumatic cylinder/cover can
- back

**RTA 4** MODERATE ASSEMBLY (tools supplied)

Parts to install:

- casters
- base
- pneumatic cylinder/cover can
- back
- armrest

**RTA 8** FULL ASSEMBLY (tools supplied)

Parts to install:

- casters
- base
- pneumatic cylinder/cover can
- back
- armrest
- mechanism



Global's certified products are in compliance with the stringent emission guidelines set by the GREENGUARD Environmental Institute and include all upholstered seating. To obtain a GREENGUARD certificate for any product, please go to the product page on our website [globalfurnituregroup.com](http://globalfurnituregroup.com) and click on "view GREENGUARD certificate".



Chairs shown with this logo are made in Canada.



Chairs shown with this logo have significant Canadian content. They have been engineered, tested and assembled in Canada.



All products with this designation are suitable for courier shipment throughout Canada.

TABLE OF CONTENTS

SEATING	SEATING (cont'd)	SEATING (cont'd)
ABM .....10	Hardy .....40	Stacklite .....71
Actin .....11	Ibex.....41	Stradic.....71
Altona.....11	Java.....47	Suburb.....72
Amira.....12	Kaysee.....48	Tami.....73
Annapolis .....13	Kazan.....48	Thompson.....74
Archer.....14	Keno .....49	Toma.....74
Archer II.....15	Lite-Lift.....50	Tumi.....75
Ashmont.....16	Locate.....51	Ultra.....76
Ashton .....17	M-Task.....54	Valan .....78
Avro .....18	Minto.....55	Vanier .....79
Beta .....23	MVL File Buddy .....56	Woodbridge.....80
Bolt.....24	Nemo.....57	Yoho.....81
Brighton.....24	Newcastle.....57	
Caman .....25	Otto.....58	
Capra.....26	Overtime.....59	
Centro.....26	Overtime 350.....59	
Cobalt.....27	Pacer.....62	
Craft.....28	Pacific.....62	
Danio .....31	Part-Time.....63	
Dash .....32	Petra .....64	
Dori 2.....32	Plan.....65	
Eor .....33	Retro.....66	
Flint.....34	Safari.....67	
Format .....35	Six 13.....67	
Full-Time.....36	Six 31.....68	
Gennex .....37	Soda .....69	
Geo.....38	Soda Tables.....69	
Granby.....39	Sparrow.....70	

## DESKS AND TABLES

Ionic.....	84
Accessories .....	87
Benching kits.....	117
Bookcases and shelf units .....	107
Bridges .....	100
Coffee tables.....	111
Credenzas.....	98
Desks.....	96
Desktop storage.....	98
Electric height adjustable tables .....	112
Extended corner credenzas .....	98
Hutches and doors .....	97
Islands with modesty.....	99
Islands without modesty.....	100
Mobile pedestals .....	101
Modesty panels.....	100
Packages .....	87
Pedestals.....	102
Privacy panels .....	114
Returns .....	100
Storage units.....	103
Table desks and components.....	94
Tables .....	109
Tackboards .....	108
Wardrobes.....	107
Lite-Lift II.....	122
Folding tables.....	122
Table dollies .....	122

## ACCESSORIES

CPU holder dual strap .....	125
Desktop sit-stand workstation.....	124
Footrest .....	125
Keyboard supports .....	124
Monitor arms.....	124
Power data block.....	125

## FILING AND STORAGE

MVL1900 lateral files.....	127
Accessories .....	129
Lateral files.....	128
MVL25 vertical files .....	131
MVLPED pedestals.....	133
MVLSTOR storage cabinets.....	136

## REFERENCES

Ergonomic features and benefits .....	8
Mechanism adjustments.....	9
Textiles and Finishes.....	139
Terms and Conditions.....	142
Lifetime Warranty .....	144
Index.....	145E





SEATING

MESH



Amira .....12



Archer .....14



Archer II .....15



Avro .....18



Bolt .....24



Flint .....34



Format .....35



Geo .....38



Granby .....39



Ibex .....41



Java .....47



Kaysee .....48



Keno .....49



Nemo .....57



Overtime 350M .....60



Pacer .....62



Petra .....64



Plan .....65



Safari .....67



Stradic .....71



















Toma .....74


















Valan .....78

## MULTI-TASK

















	Actin .....11		Otto.....58		Six 13.....67
	Beta .....23		Overtime.....59		Six 31.....68
	Cobalt .....27		Overtime 350.....59		Tami.....73
	Danio .....31		Overtime 350M .....60		Yoho.....81
	Full-Time .....36		Overtime 350S.....61		
	M-Task.....54		Part-Time .....63		

## MANAGEMENT AND CONFERENCE

	Altona .....11		Caman .....25		Thompson.....74
	Annapolis .....13		Kazan.....48		Tumi.....75
	Ashmont .....16		Newcastle.....57		Ultra.....76
	Ashton .....17		Pacific.....62		Vanier .....79
	Brighton.....24		Retro.....66		Woodbridge.....80

# SEATING BY CATEGORY TYPE






## GUEST AND MULTI-PURPOSE

	ABM .....10		Dori 2 .....32		Sparrow .....70
	Ashmont .....16		Eor .....33		Stacklite .....71
	Caman .....25		Gennex .....37		Ultra .....76
	Capra .....26		Ibex .....41		Vanier .....79
	Centro .....26		Lite-Lift .....50		
	Dash .....32		Minto .....55		

## HEIGHT ADJUSTABLE WORKSTOOLS

	Avro .....19		Danio .....31		Ibex .....42
	Beta .....23		Geo .....38		Yoho .....81

## LOUNGE

	Craft .....28		Hardy .....40		Suburb .....72
	Locate .....51		Soda .....69		

# Seating

ABM.....	10
Actin.....	11
Altona.....	11
Amira.....	12
Annapolis.....	13
Archer.....	14
Archer II.....	15
Ashmont.....	16
Ashton.....	17
Avro.....	18
Beta.....	23
Bolt.....	24
Brighton.....	24
Caman.....	25
Capra.....	26
Centro.....	26
Cobalt.....	27
Craft.....	28
Craft Tables.....	30
Danio.....	31
Dash.....	32
Dori 2.....	32
Eor.....	33
Flint.....	34
Format.....	35
Full-Time.....	36
Gennex.....	37
Geo.....	38
Granby.....	39
Hardy.....	40
Ibex.....	41
Java.....	47
Kaysee.....	48
Kazan.....	48
Keno.....	49
Lite-Lift.....	50

Locate.....	51
M-Task.....	54
Minto.....	55
MVL File Buddy.....	56
Nemo.....	57
Newcastle.....	57
Otto.....	58
Overtime.....	59
Overtime 350.....	59
Overtime 350M.....	60
Overtime 350S.....	61
Pacer.....	62
Pacific.....	62
Part-Time.....	63
Petra.....	64
Plan.....	65
Retro.....	66
Safari.....	67
Six 13.....	67
Six 31.....	68
Soda.....	69
Soda Tables.....	69
Sparrow.....	70
Stacklite.....	71
Stradic.....	71
Suburb.....	72
Tami.....	73
Thompson.....	74
Toma.....	74
Tumi.....	75
Ultra.....	76
Valan.....	78
Vanier.....	79
Woodbridge.....	80
Yoho.....	81

# ERGONOMIC FEATURES & BENEFITS

EACH GLOBAL CHAIR IS BUILT WITH FEATURES THAT ARE ERGONOMICALLY DESIGNED TO PROMOTE GOOD POSTURE AND PROVIDE MAXIMUM COMFORT. WHILE FULLY SUPPORTING YOUR BODY, THESE FEATURES SHOULD ALSO ALLOW YOU TO ADJUST YOUR CHAIR TO FIT YOU.



## TENSION ADJUSTMENT

Increase or decrease to match body weight. Allows you to rock comfortably, without heavy pushing, reducing muscle fatigue.



## CHAIR TILT LOCK

Lock the tilt movement in position(s) to accommodate your working posture. Allows you to lock your chair in a comfortable and supportive position. (Can be either single position, multiple position or infinite position.)



## SEAT HEIGHT

Raise or lower to allow your feet to rest flat on the floor. Avoids pressure under your thighs, easing blood flow.



## BACK/LUMBAR HEIGHT ADJUSTMENT

Raise or lower to position lumbar support in your lumbar area. Reduces likelihood of back pain.



## SEAT DEPTH

Change the depth of the seat to accommodate the length of your thighs. Keeps your back in contact with the backrest while avoiding pressure behind your knees. Can be sliding (MD) or manual.



## SEAT ANGLE ADJUSTMENT

Allows chair to tilt forward changing the angle of your thighs in relation to the floor. Helps reduce disc pressure during forward leaning tasks.



## BACK ANGLE ADJUSTMENT

Adjust to change the angle of your torso in relation to your thighs. Helps reduce disc pressure and relaxes your back muscles.



## ARM HEIGHT

Raise or lower to support your forearms. Reduces muscular effort in neck and shoulders, minimizing risk of pain.



## KNEE-TILT MOVEMENT

Chair tilts from a pivot point at the front of the seat, keeping your feet on the floor as you rock. Maintains stability.



## SYNCHRO-TILT MOVEMENT

Backrest reclines at a faster rate than the seat, increasing the angle between your torso and thighs. Enhances comfort and encourages dynamic body movement.



## WATERFALL SEAT EDGE

Reduces pressure at the back of your knees, contributing to good blood flow.



## CONTOURED CUSHION

Supports the body effectively, allowing you to sit longer without discomfort.



## VIBRATING SEAT & BACK

Soothing effect contributes to your relaxation during work breaks.



## WIDTH ADJUSTABLE ARMS

Allows outward movement of armrests to match shoulder breadth. Ensures armrests properly support forearms, reducing muscular efforts in neck and shoulders.



## ARM ROTATION

Rotate armcaps to support your forearms in various positions. Reduces muscular effort in neck and shoulders minimizing risk of pain.



## CENTER TILT

Chair tilts from a pivot point under the center of the seat allowing you to rock. When your feet are well supported, blood flow is enhanced.



## SOFT DESCENT PNEUMATIC LIFT

Gently and gradually lowering the seat helps you easily select proper seat height without causing a jerking motion.



## LUMBAR DEPTH ADJUSTMENT

Increase or decrease curvature of the back to match the profile of your lower back. Enhances comfort and support in the lower lumbar area.

## MAXIMIZING YOUR ERGONOMIC SEATING

- Always select a chair that is designed for the type of work you perform and make certain the chair is comfortable for the length of time spent using it.
- Ensure that the seat and back cushions are contoured to fit your body, which will help eliminate pressure points.
- An ergonomically designed chair should allow changing positions easily.
- As you work, reposition yourself throughout the day to reduce strain and stress on specific muscle groups. If you change job functions, adjust your chair to fit the new task.
- Proper ergonomic seating should help eliminate many of the work related injuries that result from poor posture and poorly designed chairs.

## TASK



### ADJUSTMENTS

- (2) Pneumatic seat height
- (8) Manual seat depth
- Back/lumbar height \*\*
- Swivel

## POSTURE TASK



### ADJUSTMENTS

- (2) Pneumatic seat height
- (3) Back angle
- (6) Back/lumbar height \*\*
- Seat depth \*
- Swivel

### NOTES

- \* Select models only.
- \*\* Ratchet back height adjustment on select models.
- Mechanisms shown are generic depictions and may differ from one chair to another.

## TILTER



### ADJUSTMENTS

- (1) Tilt tension
- (2) Pneumatic seat height
- (9) Multiple position tilt lock \*
- Center tilt action
- Swivel

## MULTI-TILTER



### ADJUSTMENTS

- (1) Tilt tension
- (2) Pneumatic seat height
- (3) Back angle adjustment
- (4) Seat angle
- (8) Sliding seat depth adjustment (MD)
- (9) Infinite position tilt lock
- Back/lumbar height \*\*
- Center tilt action
- Swivel

## SYNCHRO-TILTER



### ADJUSTMENTS

- (1) Tilt tension
- (2) Pneumatic seat height
- (9) Multiple position tilt lock/synchro tilt action
- Anti kick back
- Back/lumbar height \*\*
- Swivel

## OPERATOR



### ADJUSTMENTS

- (2) Pneumatic seat height
- (3) Back angle \*(free float/lock)
- (4) Seat angle \*(free float/lock)
- Back/lumbar height \*\*
- With single lever operator mechanism, seat and back angle are controlled using lever 4 \*
- Swivel

- Premium stacking guest chair.
- Front-load frame design allows chairs to stack easily.
- Durable Chrome steel frame.
- Black mesh back.
- Armchair features Black polypropylene armcaps.
- Seat can be upholstered in all Global grade 1 seating textiles or in Luxhide bonded leather (see page 135).

10 **Offices to Go** [officestogo.com](http://officestogo.com)



ACTIN



model OTG11950B

STANDARD FEATURES

- Value priced multi-tilter.
- Fully upholstered seat and back.
- Standard with height adjustable arms.
- Dual wheel carpet casters (C65) are standard.
- Upholstered in Black, Quilt (QL10) only.
- Compliant with the emissions guidelines set by the GREENGUARD Environmental Institute.

CHAIR ADJUSTMENTS

- Multi-tilter mechanism with infinite position tilt lock.
- Tilt tension adjustment.
- Independent back and seat angle adjustment.
- Seat depth adjustment.
- Ratchet back height adjustment.
- Pneumatic seat height adjustment.

OPTIONAL FEATURES

- Hard surface flooring casters (**C65R**) can be purchased separately. Add \$80/set.

DESCRIPTION

Medium Back Multi-Tilter

Unit weight: 47 LB | 21.4 KG

Carton weight: 53 LB | 24.04 KG

Carton volume: 7.5 FT³ | 0.21 MT³

MODEL# / FEATURES

OTG11950B

Black Quilt fabric

OVERALL DIMENSIONS

W

D

H

IN

26.5

MM

673

SEAT DIMENSIONS

W

D

H

20.5

17

17.5-21.5

521

432

445-546

BACK DIMENSIONS

W

H

19

19.5

483

495

Ergonomic features:

A, B, C, D, E, G, H, M, N, S

RTA 8

courier

1 per carton

GREENGUARD

ALTONA



model OTG11616B

STANDARD FEATURES

- Altona offers comfort and generous proportions at an affordable price.
- Durable nylon arms are standard.
- Dual wheel carpet casters (C65) are standard.
- OTG11615B is upholstered in Black, Quilt (QL10).
- OTG11616B seating surfaces are upholstered in Black Luxhide bonded leather (PU30/BL20).
- Compliant with the emissions guidelines set by the GREENGUARD Environmental Institute.

CHAIR ADJUSTMENTS

- Tilter mechanism with upright tilt lock.
- Tilt tension adjustment.
- Pneumatic seat height adjustment.

OPTIONAL FEATURES

- Hard surface flooring casters (**C65R**) can be purchased separately. Add \$80/set.

</

AMIRA



model OTG13020

STANDARD FEATURES

- Mesh back and upholstered seat tilter chair.
- Soft sculpted frame design.
- Fixed loop arms.
- Black base with dual wheel carpet casters (C65) is standard.
- Seat can be upholstered in Black polyester with Black mesh back (**BLK**) or in Blue polyester with Blue/Grey mesh back (**BLU**).
- Compliant with the emissions guidelines set by the GREENGUARD Environmental Institute.

CHAIR ADJUSTMENTS

- Center tilt with upright position tilt lock.
- Tilt tension adjustment.
- Pneumatic seat height adjustment.

OPTIONAL FEATURES

- Hard surface flooring casters (**C65R**) can be purchased separately. Add \$80/set.



DESCRIPTION

MODEL# / FEATURES



**Medium Mesh Back Tilter**  
Unit weight: 26 LB | 11.8 KG  
Carton weight: 31 LB | 14.06 KG  
Carton volume: 4.6 FT³ | 0.13 MT³

Ergonomic features:  
A, B, C, M, N, S

List price								
314								
OVERALL DIMENSIONS				SEAT DIMENSIONS			BACK DIMENSIONS	
	W	D	H	W	D	H	W	H
IN	23.5	25	40.5	20.5	18	17-21	18.5	21
MM	597	635	1029	521	457	432-533	470	533
<div>RTA 8</div>				<div><div> 1 per carton</div><div></div></div>				

## ANNAPOLIS



model MVL2732

### STANDARD FEATURES





- Simple function, great price.
- Canadian made.
- Durable nylon arms are standard.
- Dual wheel carpet casters (C65) are standard.
- MVL2732 and MVL2732-9 seating surfaces can be upholstered in Luxhide bonded leather, in various colors (see page 135).
- MVL2733 and MVL2733-9 can be upholstered in all Global grade 1 seating textiles (see page 135).
- Compliant with the emissions guidelines set by the GREENGUARD Environmental Institute.

### CHAIR ADJUSTMENTS

- Tilter mechanism with upright tilt lock.
- Tilt tension adjustment.
- Pneumatic seat height adjustment.

### OPTIONAL FEATURES

- For hard surface flooring casters, please specify (C65R). Add \$17/set

DESCRIPTION		MODEL# / FEATURES	
		List price	
	<b>MVL2732</b> Luxhide bonded leather	306	
<b>High Back Tilter - Assembled</b> Unit weight: 36 LB   16.4 KG Carton weight: 40 LB   18.14 KG Carton volume: 11.5 FT³   0.32 MT³	Ergonomic features: A, B, C, M, N, S		
		List price	
	<b>MVL2732-9</b> Luxhide bonded leather	306	
<b>High Back Tilter - Condensed Packaging</b> Unit weight: 36 LB   16.4 KG Carton weight: 40 LB   18.14 KG Carton volume: 6 FT³   0.16 MT³	Ergonomic features: A, B, C, M, N, S		
		List price	
	<b>MVL2733</b> Fabric	306	
<b>High Back Tilter - Assembled</b> Unit weight: 36 LB   16.4 KG Carton weight: 40 LB   18.14 KG Carton volume: 11.5 FT³   0.32 MT³	Ergonomic features: A, B, C, M, N, S		
		List price	
	<b>MVL2733-9</b> Fabric	306	
<b>High Back Tilter - Condensed Packaging</b> Unit weight: 36 LB   16.4 KG Carton weight: 40 LB   18.14 KG Carton volume: 6 FT³   0.16 MT³	Ergonomic features: A, B, C, M, N, S		

ARCHER



model MVL3161

STANDARD FEATURES

- Canadian made high back chair.
- Upholstered seat and polyamide patterned mesh back.
- Standard with height and width adjustable arms with soft self-skinned urethane (SSU) armcaps.
- Dual wheel carpet casters (C1) are standard.
- Mesh back can be upholstered in Black (MT70), Blackberry (MT74), Chestnut (MT75), Navy (MT72), Red (MT71) and Toffee (MT73).
- Seating surface can be upholstered in Luxhide bonded leather, in various colors or in all Global grade 1 seating textiles (see page 135).
- Compliant with the emissions guidelines set by the GREENGUARD Environmental Institute.

CHAIR ADJUSTMENTS

- Synchro tilt mechanism with upright position tilt lock.
- Tilt tension adjustment.
- Pneumatic seat height adjustment.

OPTIONAL FEATURES

- For hard surface flooring casters, please specify (C9R). Add \$17/set.

DESCRIPTION

MODEL# / FEATURES



Synchro-Tilter, Mesh High Back and Uph Seat

Unit weight: 41 LB | 18.6 KG  
Carton weight: 53 LB | 24.04 KG  
Carton volume: 10.5 FT³ | 0.29 MT³

List price

MVL3161  
Luxhide bonded leather  
or fabric (previously MVL3161F)

	OVERALL DIMENSIONS			SEAT DIMENSIONS			BACK DIMENSIONS	
	W	D	H	W	D	H	W	H
IN	25	22.5	41	20.5	17.5	16-21	19.5	23
MM	635	572	1041	521	445	406-533	495	584

Ergonomic features:  
A, B, C, H, L, M, N, Q



1 per carton



ARCHER II *Coming December 2020*



model MVL1896

### STANDARD FEATURES









- Canadian made high back chairs.
- Upholstered seat and knit mesh back with a pinstripe design.
- Standard with height and width adjustable T-arms with sliding, rotating and lockable armcaps.
- Mesh back can be upholstered in Coal Black (VU19), Red Mittens (VU70), Tidal Wave (VU16) and Quarry Grey (VU15).
- Seating surface can be upholstered in Luxhide bonded leather, in various colors or in all Global grade 1 seating textiles (see page 135).
- Dual wheel carpet casters (C1) are standard.
- Compliant with the emissions guidelines set by the GREENGUARD Environmental Institute.

### CHAIR ADJUSTMENTS

- **Multi-tilter chair - MVL1895**
  - Infinite position tilt lock.
  - Tilt tension adjustment.
  - Infinite position back and seat angle adjustments, including forward tilt.
  - Ratchet back height adjustment.
  - Seat depth adjustment.
  - Pneumatic seat height adjustment.
- **Synchro-tilter chair - MVL1896**
  - Synchro tilt with upright position tilt lock.
  - Tilt tension adjustment.
  - Pneumatic seat height adjustment.

### OPTIONAL FEATURES

- For hard surface flooring casters, please specify (C9R). Add \$17/set.

DESCRIPTION	MODEL# / FEATURES																																
	List price																																
	<b>MVL1895</b>		710																														
	Luxhide bonded leather or fabric																																
	<table><tr><th colspan="3">OVERALL DIMENSIONS</th><th colspan="3">SEAT DIMENSIONS</th><th colspan="2">BACK DIMENSIONS</th></tr><tr><th>W</th><th>D</th><th>H</th><th>W</th><th>D</th><th>H</th><th>W</th><th>H</th></tr><tr><td>IN 27 MM 686</td><td>22.5 572</td><td>42 1067</td><td>20.5 521</td><td>18.5-21 470-533</td><td>18-22 457-559</td><td>19.5 495</td><td>21 533</td></tr></table>										OVERALL DIMENSIONS			SEAT DIMENSIONS			BACK DIMENSIONS		W	D	H	W	D	H	W	H	IN 27 MM 686	22.5 572	42 1067	20.5 521	18.5-21 470-533	18-22 457-559	19.5 495
OVERALL DIMENSIONS			SEAT DIMENSIONS			BACK DIMENSIONS																											
W	D	H	W	D	H	W	H																										
IN 27 MM 686	22.5 572	42 1067	20.5 521	18.5-21 470-533	18-22 457-559	19.5 495	21 533																										
<b>Multi-Tilter, Mesh High Back and Uph Seat</b> Unit weight: 56 LB   25.5 KG Carton weight: 68 LB   30.84 KG Carton volume: 10.5 FT³   0.29 MT³	<div>Ergonomic features: A, B, C, D, E, F, G, H, M, N, Q, R, S</div> <div><div>RTA 2</div><div> 1 per carton</div><div></div></div>																																
	List price																																
	<b>MVL1896</b>		622																														
	Luxhide bonded leather or fabric																																
	<table><tr><th colspan="3">OVERALL DIMENSIONS</th><th colspan="3">SEAT DIMENSIONS</th><th colspan="2">BACK DIMENSIONS</th></tr><tr><th>W</th><th>D</th><th>H</th><th>W</th><th>D</th><th>H</th><th>W</th><th>H</th></tr><tr><td>IN 27 MM 686</td><td>22.5 572</td><td>41.5 1054</td><td>20.5 521</td><td>17 432</td><td>17-21 432-533</td><td>19.5 495</td><td>22 559</td></tr></table>										OVERALL DIMENSIONS			SEAT DIMENSIONS			BACK DIMENSIONS		W	D	H	W	D	H	W	H	IN 27 MM 686	22.5 572	41.5 1054	20.5 521	17 432	17-21 432-533	19.5 495
OVERALL DIMENSIONS			SEAT DIMENSIONS			BACK DIMENSIONS																											
W	D	H	W	D	H	W	H																										
IN 27 MM 686	22.5 572	41.5 1054	20.5 521	17 432	17-21 432-533	19.5 495	22 559																										
<b>Synchro-Tilter, Mesh High Back and Uph Seat</b> Unit weight: 40 LB   18.2 KG Carton weight: 52 LB   23.59 KG Carton volume: 10.5 FT³   0.29 MT³	<div>Ergonomic features: A, B, C, H, L, M, N, Q, R</div> <div><div>RTA 2</div><div> 1 per carton</div><div></div></div>																																

## ASHMONT



model MVL2780



model MVL2782

## STANDARD FEATURES

- Canadian made.
- Soft deep cushions on seat and back offer plush comfort.
- Management chairs: Height adjustable T-arms with durable self-skinned urethane (SSU) armcaps.
- Guest chairs: Upholstered armcaps, oval steel tube frame and sled base.
- Dual wheel carpet casters (C65) are standard (except guest chairs).
- Seating surfaces can be upholstered in Luxhide bonded leather, in various colors or in all Global grade 1 seating textiles (see page 135).
- Compliant with the emissions guidelines set by the GREENGUARD Environmental Institute.

## MANAGEMENT CHAIR ADJUSTMENTS

- Center tilt with upright position tilt lock.
- Tilt tension adjustment.
- Pneumatic seat height adjustment.

## OPTIONAL FEATURES

- For hard surface flooring casters, please specify (C65R). Add \$17/set

## DESCRIPTION

## MODEL# / FEATURES



## HB Management Tilter w/Height Adjustable Arms

Unit weight: 50 LB | 22.7 KG  
Carton weight: 55 LB | 24.95 KG  
Carton volume: 10.5 FT³ | 0.29 MT³

## List price

**MVL2780** 594  
Luxhide bonded leather  
or fabric (previously MVL2780F)

## OVERALL DIMENSIONS

	W	D	H	W	D	H	W	H
IN	27	28	42	21	18	16-21	21	25
MM	686	711	1067	533	457	406-533	533	635

Ergonomic features:  
A, B, C, H, M, N, S



1 per carton



## MB Management Tilter w/Height Adjustable Arms

Unit weight: 47 LB | 21.4 KG  
Carton weight: 52 LB | 23.59 KG  
Carton volume: 10.5 FT³ | 0.29 MT³

## List price

**MVL2781** 564  
Luxhide bonded leather  
or fabric (previously MVL2781F)

## OVERALL DIMENSIONS

	W	D	H	W	D	H	W	H
IN	27	28	39	21	18	16-21	21	22
MM	686	711	991	533	457	406-533	533	559

Ergonomic features:  
A, B, C, H, M, N, S



1 per carton



## MB Guest Chair - Sled Base

Unit weight: 33 LB | 15 KG  
Carton weight: 38 LB | 17.24 KG  
Carton volume: 8.5 FT³ | 0.24 MT³

## List price

**MVL2782** 423  
Luxhide bonded leather  
or fabric (previously MVL2782F)

## OVERALL DIMENSIONS

	W	D	H	W	D	H	W	H
IN	24.5	25.5	36.5	21	18	17	21	18
MM	622	648	927	533	457	432	533	457

Ergonomic features:  
M, N



1 per carton



ASHTON



model OTG11858B

STANDARD FEATURES





- Management and boardroom chair available in medium back or high back.
- Unique seat suspension and segmented cushions offer a very plush feel.
- Chrome arms with upholstered armrests.
- Chrome base.
- Dual wheel carpet casters (C65) are standard.
- Seating surfaces are upholstered in Black Luxhide bonded leather.
- Compliant with the emissions guidelines set by the GREENGUARD Environmental Institute.

CHAIR ADJUSTMENTS

- Center tilt with upright position tilt lock.
- Tilt tension adjustment.
- Pneumatic seat height adjustment.

OPTIONAL FEATURES

- Hard surface flooring casters (**C65R**) can be purchased separately. Add \$80/set.

DESCRIPTION		MODEL# / FEATURES																																				
		List price																																				
	OTG11858B	495																																				
		<table><tr><th colspan="3">OVERALL DIMENSIONS</th><th colspan="3">SEAT DIMENSIONS</th><th colspan="2">BACK DIMENSIONS</th></tr><tr><th></th><th>W</th><th>D</th><th>H</th><th>W</th><th>D</th><th>H</th><th>W</th><th>H</th></tr><tr><td>IN</td><td>26</td><td>25.5</td><td>44.5</td><td>21</td><td>18</td><td>18.5-22</td><td>19.5</td><td>24</td></tr><tr><td>MM</td><td>660</td><td>648</td><td>1130</td><td>533</td><td>457</td><td>470-559</td><td>495</td><td>610</td></tr></table>		OVERALL DIMENSIONS			SEAT DIMENSIONS			BACK DIMENSIONS			W	D	H	W	D	H	W	H	IN	26	25.5	44.5	21	18	18.5-22	19.5	24	MM	660	648	1130	533	457	470-559	495	610
	OVERALL DIMENSIONS			SEAT DIMENSIONS			BACK DIMENSIONS																															
		W	D	H	W	D	H	W	H																													
IN	26	25.5	44.5	21	18	18.5-22	19.5	24																														
MM	660	648	1130	533	457	470-559	495	610																														
<b>High Back Tilter</b> Unit weight: 39 LB   17.7 KG Carton weight: 44.83 LB   20.33 KG Carton volume: 5.76 FT³   0.16 MT³	Ergonomic features: A, B, C, M, N, S	<div>RTA 8</div>	<div>courier</div> <div>1 per carton</div> <div></div>																																			
		List price																																				
	OTG11859B	470																																				
		<table><tr><th colspan="3">OVERALL DIMENSIONS</th><th colspan="3">SEAT DIMENSIONS</th><th colspan="2">BACK DIMENSIONS</th></tr><tr><th></th><th>W</th><th>D</th><th>H</th><th>W</th><th>D</th><th>H</th><th>W</th><th>H</th></tr><tr><td>IN</td><td>26</td><td>25.5</td><td>38</td><td>21</td><td>18</td><td>18.5-22</td><td>19.5</td><td>18</td></tr><tr><td>MM</td><td>660</td><td>648</td><td>965</td><td>533</td><td>457</td><td>470-559</td><td>495</td><td>457</td></tr></table>		OVERALL DIMENSIONS			SEAT DIMENSIONS			BACK DIMENSIONS			W	D	H	W	D	H	W	H	IN	26	25.5	38	21	18	18.5-22	19.5	18	MM	660	648	965	533	457	470-559	495	457
	OVERALL DIMENSIONS			SEAT DIMENSIONS			BACK DIMENSIONS																															
		W	D	H	W	D	H	W	H																													
IN	26	25.5	38	21	18	18.5-22	19.5	18																														
MM	660	648	965	533	457	470-559	495	457																														
<b>Medium Back Tilter</b> Unit weight: 36 LB   16.4 KG Carton weight: 42 LB   19.05 KG Carton volume: 4.8 FT³   0.13 MT³	Ergonomic features: A, B, C, M, N, S	<div>RTA 8</div>	<div>courier</div> <div>1 per carton</div> <div></div>																																			



## AVRO



model MVL3101



model MVL3123



model MVL3114



model MVL3107

## STANDARD FEATURES

- Avro features improved ergonomics, custom support and a streamlined profile – the perfect balance between functionality and style.
- Ergonomic seating, Canadian made.
- Available with five different mechanism options: synchro-tilter, multi-tilter, tilter, task and weight sensing synchro-tilter. Height adjustable chairs available with task mechanism only.
- Standard with height adjustable arms with durable self-skinned urethane (SSU) armcaps (except armless models).
- Dual wheel carpet casters (C1) are standard on all models.
- Mesh back and mesh seat models can only be upholstered in Black mesh (MS69).
- Mesh back and upholstered seat models: Mesh back is available in Black (MS69), Natural (MS74) and Stone (MS71).
- Seats can be upholstered in Luxhide bonded leather (various colors) or in all Global grade 1 seating textiles (see page 135).
- Compliant with the emissions guidelines set by the GREENGUARD Environmental Institute.

## OPTIONAL FEATURES

- For hard surface flooring casters, please specify (C9R). Add \$17/set.
- For optional Polished Aluminum base, please specify (ALU). Add \$110.
- For optional height and width adjustable T-arms with sliding, articulating armcaps, please specify (G1). Add \$60.

## ALTERNATE TEXTILE OPTIONS

- Graded-in and GPM textiles are available with a minimum of 10 units purchased. Contact Customer Service for further details.

## CHAIR ADJUSTMENTS

- **Synchro-tilter chairs**
  - Synchro tilt with multi position tilt lock.
  - Tilt tension adjustment.
  - Height and depth adjustable lumbar support.
  - Pneumatic seat height adjustment.
- **Multi-tilter chairs**
  - Infinite position tilt lock.
  - Tilt tension adjustment.
  - Independent back and seat angle adjustment.
  - Side activated sliding seat depth adjustment.
  - Height and depth adjustable lumbar support.
  - Pneumatic seat height adjustment.
- **Tilter chairs**
  - Center tilt with upright position tilt lock.
  - Tilt tension adjustment.
  - Height and depth adjustable lumbar support.
  - Pneumatic seat height adjustment.
- **Task chairs**
  - Manual bolt seat depth adjustment.
  - Height and depth adjustable lumbar support.
  - Pneumatic seat height adjustment.
- **Weight sensing synchro-tilter chairs**
  - Synchro tilt with multi position tilt lock.
  - Automatic tilt tension adjustment.
  - Side activated sliding seat depth adjustment.
  - Height and depth adjustable lumbar support.
  - Pneumatic seat height adjustment.
- **Height adjustable chairs**
  - Task mechanism.
  - Height and depth adjustable lumbar support.
  - Pneumatic seat height adjustment.
  - Height adjustable Chrome footrest.

## DESCRIPTION

## MODEL# / FEATURES

**Synchro-Tilter, Mesh Back and Uph Seat**

Unit weight: 42 LB | 19.1 KG  
 Carton weight: 51 LB | 23.13 KG  
 Carton volume: 10.5 FT³ | 0.29 MT³

## List price

**MVL3101** 602  
 Luxhide bonded leather  
 or fabric (previously MVL3101F)

Ergonomic features:  
 A, B, C, D, H, L, M, N, V

## OVERALL DIMENSIONS

	W	D	H
IN	26	27	38.5
MM	660	686	978

## SEAT DIMENSIONS

	W	D	H
	20	18.5	16.5-21.5
	508	470	419-546

## BACK DIMENSIONS

	W	H
	19.5	20
	495	508

RTA 2



1 per carton

**Multi-Tilter, Mesh Back and Uph Seat**

Unit weight: 47 LB | 21.4 KG  
 Carton weight: 56 LB | 25.4 KG  
 Carton volume: 10.5 FT³ | 0.29 MT³

## List price

**MVL3103** 649  
 Luxhide bonded leather  
 or fabric (previously MVL3103F)

Ergonomic features:  
 A, B, C, D, E, F, G, H, M, N, S, V

## OVERALL DIMENSIONS

	W	D	H
IN	26	27	39.5
MM	660	686	1003

## SEAT DIMENSIONS

	W	D	H
	20	17.5-20.5	17.5-22.5
	508	445-521	445-572

## BACK DIMENSIONS





















	W	H
	19.5	20
	495	508


























RTA 2












1 per carton



DESCRIPTION		MODEL# / FEATURES	
		List price	
	<b>MVL3104</b> Luxhide bonded leather or fabric (previously MVL3104F)	579	
<b>Tilter, Mesh Back and Uph Seat</b> Unit weight: 36 LB   16.4 KG Carton weight: 45 LB   20.41 KG Carton volume: 10.5 FT³   0.29 MT³	Ergonomic features: A, B, C, D, H, M, N, S, V	<div>RTA 2</div> <div> 1 per carton</div> <div> </div>	
		List price	
	<b>MVL3106</b> Luxhide bonded leather or fabric (previously MVL3106F)	536	
<b>Task, Mesh Back and Uph Seat</b> Unit weight: 31 LB   14.1 KG Carton weight: 40 LB   18.14 KG Carton volume: 10.5 FT³   0.29 MT³	Ergonomic features: C, D, E, H, M, N, V	<div>RTA 2</div> <div> 1 per carton</div> <div> </div>	
		List price	
	<b>MVL3107</b> Luxhide bonded leather or fabric (previously MVL3107F)	626	
<b>Armless Height Adjustable Chair, Mesh Back and Uph Seat</b> Unit weight: 30 LB   13.6 KG Carton weight: 39 LB   17.69 KG Carton volume: 10.5 FT³   0.29 MT³	Ergonomic features: C, D, M, N, V	<div>RTA 2</div> <div> 1 per carton</div> <div> </div>	
		List price	
	<b>MVL3108</b> Luxhide bonded leather or fabric (previously MVL3108F)	709	
<b>Weight Sensing Synchro-Tilter, Mesh Back and Uph Seat</b> Unit weight: 42 LB   19.1 KG Carton weight: 51 LB   23.13 KG Carton volume: 10.5 FT³   0.29 MT³	Ergonomic features: A, B, C, D, E, H, L, M, N, V	<div>RTA 2</div> <div> 1 per carton</div> <div> </div>	
		List price	
	<b>MVL3109</b> Luxhide bonded leather or fabric (previously MVL3109F)	686	
<b>Height Adjustable Chair w/Arms, Mesh Back and Uph Seat</b> Unit weight: 36 LB   16.4 KG Carton weight: 45 LB   20.41 KG Carton volume: 10.5 FT³   0.29 MT³	Ergonomic features: C, D, H, M, N, V	<div>RTA 2</div> <div> 1 per carton</div> <div> </div>	

DESCRIPTION		MODEL# / FEATURES	
		List price	
	<b>MVL3111</b>	671	
	Luxehide bonded leather or fabric (previously MVL3111F)		
	<b>Synchro-Tilter, Uph Back and Seat</b> Unit weight: 43 LB   19.5 KG Carton weight: 52 LB   23.59 KG Carton volume: 10.5 FT³   0.29 MT³		Ergonomic features: A, B, C, D, H, L, M, N, V   1 per carton  
		List price	
	<b>MVL3113</b>	719	
	Luxehide bonded leather or fabric (previously MVL3113F)		
	<b>Multi-Tilter, Uph Back and Seat</b> Unit weight: 48 LB   21.8 KG Carton weight: 57 LB   25.85 KG Carton volume: 10.5 FT³   0.29 MT³		Ergonomic features: A, B, C, D, E, F, G, H, M, N, S, V   1 per carton  
		List price	
	<b>MVL3114</b>	649	
	Luxehide bonded leather or fabric (previously MVL3114F)		
	<b>Tilter, Uph Back and Seat</b> Unit weight: 37 LB   16.8 KG Carton weight: 46 LB   20.87 KG Carton volume: 10.5 FT³   0.29 MT³		Ergonomic features: A, B, C, D, H, M, N, S, V   1 per carton  
		List price	
	<b>MVL3116</b>	605	
	Luxehide bonded leather or fabric (previously MVL3116F)		
	<b>Task, Uph Back and Seat</b> Unit weight: 32 LB   14.5 KG Carton weight: 41 LB   18.6 KG Carton volume: 10.5 FT³   0.29 MT³		Ergonomic features: C, D, E, H, M, N, V   1 per carton  
		List price	
	<b>MVL3117</b>	696	
	Luxehide bonded leather or fabric (previously MVL3117F)		
	<b>Armless Height Adjustable Chair, Uph Back and Seat</b> Unit weight: 31 LB   14.1 KG Carton weight: 40 LB   18.14 KG Carton volume: 10.5 FT³   0.29 MT³		Ergonomic features: C, D, M, N, V   1 per carton  

DESCRIPTION		MODEL# / FEATURES																																
	List price																																	
	<b>MVL3118</b>		778																															
	Luxhide bonded leather or fabric (previously MVL3118F)																																	
	<table><tr><th colspan="3">OVERALL DIMENSIONS</th><th colspan="3">SEAT DIMENSIONS</th><th colspan="2">BACK DIMENSIONS</th></tr><tr><th>W</th><th>D</th><th>H</th><th>W</th><th>D</th><th>H</th><th>W</th><th>H</th></tr><tr><td>IN 26</td><td>27</td><td>39</td><td>20</td><td>17.5-20.5</td><td>16.5-21.5</td><td>19.5</td><td>20</td></tr><tr><td>MM 660</td><td>686</td><td>991</td><td>508</td><td>445-521</td><td>419-546</td><td>495</td><td>508</td></tr></table>		OVERALL DIMENSIONS			SEAT DIMENSIONS			BACK DIMENSIONS		W	D	H	W	D	H	W	H	IN 26	27	39	20	17.5-20.5	16.5-21.5	19.5	20	MM 660	686	991	508	445-521	419-546	495	508
OVERALL DIMENSIONS			SEAT DIMENSIONS			BACK DIMENSIONS																												
W	D	H	W	D	H	W	H																											
IN 26	27	39	20	17.5-20.5	16.5-21.5	19.5	20																											
MM 660	686	991	508	445-521	419-546	495	508																											
<b>Weight Sensing Synchro-Tilter, Uph Back and Seat</b> Unit weight: 43 LB   19.5 KG Carton weight: 52 LB   23.59 KG Carton volume: 10.5 FT³   0.29 MT³		Ergonomic features: A, B, C, D, E, H, L, M, N, V	<div><div>RTA 2</div><div>courier</div><div>1 per carton</div><div>CANADA</div><div>GREENGUARD</div></div>																															
	List price																																	
	<b>MVL3119</b>		756																															
	Luxhide bonded leather or fabric (previously MVL3119F)																																	
	<table><tr><th colspan="3">OVERALL DIMENSIONS</th><th colspan="3">SEAT DIMENSIONS</th><th colspan="2">BACK DIMENSIONS</th></tr><tr><th>W</th><th>D</th><th>H</th><th>W</th><th>D</th><th>H</th><th>W</th><th>H</th></tr><tr><td>IN 26</td><td>27</td><td>48</td><td>20</td><td>18.5</td><td>23-33</td><td>19.5</td><td>20</td></tr><tr><td>MM 660</td><td>686</td><td>1219</td><td>508</td><td>470</td><td>584-838</td><td>495</td><td>508</td></tr></table>		OVERALL DIMENSIONS			SEAT DIMENSIONS			BACK DIMENSIONS		W	D	H	W	D	H	W	H	IN 26	27	48	20	18.5	23-33	19.5	20	MM 660	686	1219	508	470	584-838	495	508
OVERALL DIMENSIONS			SEAT DIMENSIONS			BACK DIMENSIONS																												
W	D	H	W	D	H	W	H																											
IN 26	27	48	20	18.5	23-33	19.5	20																											
MM 660	686	1219	508	470	584-838	495	508																											
<b>Height Adjustable Chair w/Arms, Uph Back and Seat</b> Unit weight: 37 LB   16.8 KG Carton weight: 46 LB   20.87 KG Carton volume: 10.5 FT³   0.29 MT³		Ergonomic features: C, D, H, M, N, V	<div><div>RTA 2</div><div>courier</div><div>1 per carton</div><div>CANADA</div><div>GREENGUARD</div></div>																															
	List price																																	
	<b>MVL3121</b>		695																															
	Black mesh																																	
	<table><tr><th colspan="3">OVERALL DIMENSIONS</th><th colspan="3">SEAT DIMENSIONS</th><th colspan="2">BACK DIMENSIONS</th></tr><tr><th>W</th><th>D</th><th>H</th><th>W</th><th>D</th><th>H</th><th>W</th><th>H</th></tr><tr><td>IN 26</td><td>27</td><td>38.5</td><td>20</td><td>18.5</td><td>16.5-21.5</td><td>19.5</td><td>20</td></tr><tr><td>MM 660</td><td>686</td><td>978</td><td>508</td><td>470</td><td>419-546</td><td>495</td><td>508</td></tr></table>		OVERALL DIMENSIONS			SEAT DIMENSIONS			BACK DIMENSIONS		W	D	H	W	D	H	W	H	IN 26	27	38.5	20	18.5	16.5-21.5	19.5	20	MM 660	686	978	508	470	419-546	495	508
OVERALL DIMENSIONS			SEAT DIMENSIONS			BACK DIMENSIONS																												
W	D	H	W	D	H	W	H																											
IN 26	27	38.5	20	18.5	16.5-21.5	19.5	20																											
MM 660	686	978	508	470	419-546	495	508																											
<b>Synchro-Tilter, Mesh Back and Seat</b> Unit weight: 43 LB   19.5 KG Carton weight: 52 LB   23.59 KG Carton volume: 10.5 FT³   0.29 MT³		Ergonomic features: A, B, C, D, H, L, M, V	<div><div>RTA 2</div><div>courier</div><div>1 per carton</div><div>ENGINEERED TESTED ASSEMBLED CONÇO TESTÉ MONTÉ</div><div>GREENGUARD</div></div>																															
	List price																																	
	<b>MVL3123</b>		742																															
	Black mesh																																	
	<table><tr><th colspan="3">OVERALL DIMENSIONS</th><th colspan="3">SEAT DIMENSIONS</th><th colspan="2">BACK DIMENSIONS</th></tr><tr><th>W</th><th>D</th><th>H</th><th>W</th><th>D</th><th>H</th><th>W</th><th>H</th></tr><tr><td>IN 26</td><td>27</td><td>39.5</td><td>20</td><td>17.5-20.5</td><td>17.5-22.5</td><td>19.5</td><td>20</td></tr><tr><td>MM 660</td><td>686</td><td>1003</td><td>508</td><td>445-521</td><td>445-572</td><td>495</td><td>508</td></tr></table>		OVERALL DIMENSIONS			SEAT DIMENSIONS			BACK DIMENSIONS		W	D	H	W	D	H	W	H	IN 26	27	39.5	20	17.5-20.5	17.5-22.5	19.5	20	MM 660	686	1003	508	445-521	445-572	495	508
OVERALL DIMENSIONS			SEAT DIMENSIONS			BACK DIMENSIONS																												
W	D	H	W	D	H	W	H																											
IN 26	27	39.5	20	17.5-20.5	17.5-22.5	19.5	20																											
MM 660	686	1003	508	445-521	445-572	495	508																											
<b>Multi-Tilter, Mesh Back and Seat</b> Unit weight: 48 LB   21.8 KG Carton weight: 57 LB   25.85 KG Carton volume: 10.5 FT³   0.29 MT³		Ergonomic features: A, B, C, D, E, F, G, H, M, S, V	<div><div>RTA 2</div><div>courier</div><div>1 per carton</div><div>ENGINEERED TESTED ASSEMBLED CONÇO TESTÉ MONTÉ</div><div>GREENGUARD</div></div>																															
	List price																																	
	<b>MVL3124</b>		671																															
	Black mesh																																	
	<table><tr><th colspan="3">OVERALL DIMENSIONS</th><th colspan="3">SEAT DIMENSIONS</th><th colspan="2">BACK DIMENSIONS</th></tr><tr><th>W</th><th>D</th><th>H</th><th>W</th><th>D</th><th>H</th><th>W</th><th>H</th></tr><tr><td>IN 26</td><td>27</td><td>38</td><td>20</td><td>18.5</td><td>16-21</td><td>19.5</td><td>20</td></tr><tr><td>MM 660</td><td>686</td><td>965</td><td>508</td><td>470</td><td>406-533</td><td>495</td><td>508</td></tr></table>		OVERALL DIMENSIONS			SEAT DIMENSIONS			BACK DIMENSIONS		W	D	H	W	D	H	W	H	IN 26	27	38	20	18.5	16-21	19.5	20	MM 660	686	965	508	470	406-533	495	508
OVERALL DIMENSIONS			SEAT DIMENSIONS			BACK DIMENSIONS																												
W	D	H	W	D	H	W	H																											
IN 26	27	38	20	18.5	16-21	19.5	20																											
MM 660	686	965	508	470	406-533	495	508																											
<b>Tilter, Mesh Back and Seat</b> Unit weight: 37 LB   16.8 KG Carton weight: 46 LB   20.87 KG Carton volume: 10.5 FT³   0.29 MT³		Ergonomic features: A, B, C, D, H, M, S, V	<div><div>RTA 2</div><div>courier</div><div>1 per carton</div><div>ENGINEERED TESTED ASSEMBLED CONÇO TESTÉ MONTÉ</div><div>GREENGUARD</div></div>																															

DESCRIPTION		MODEL# / FEATURES									
	<b>MVL3126</b> Black mesh	List price									
		629									
		OVERALL DIMENSIONS			SEAT DIMENSIONS			BACK DIMENSIONS			
		W	D	H	W	D	H	W	H		
		IN 26 MM 660	27 686	38 965	20 508	18.5 470	16-21 406-533	19.5 495	20 508		
		Task, Mesh Back and Seat Unit weight: 32 LB   14.5 KG Carton weight: 41 LB   18.6 KG Carton volume: 10.5 FT³   0.29 MT³		Ergonomic features: C, D, E, H, M, V							
		RTA 2		courier		1 per carton		ENGINEERED TESTED ASSEMBLED CONÇO TESTÉ MONTÉ		certified	
	<b>MVL3127</b> Black mesh	List price									
		719									
		OVERALL DIMENSIONS			SEAT DIMENSIONS			BACK DIMENSIONS			
		W	D	H	W	D	H	W	H		
		IN 20 MM 508	27 686	48 1219	20 508	18.5 470	23-33 584-838	19.5 495	20 508		
		Armless Height Adjustable Chair, Mesh Back and Seat Unit weight: 31 LB   14.1 KG Carton weight: 40 LB   18.14 KG Carton volume: 10.5 FT³   0.29 MT³		Ergonomic features: C, D, M, V							
		RTA 2		courier		1 per carton		ENGINEERED TESTED ASSEMBLED CONÇO TESTÉ MONTÉ		certified	
	<b>MVL3128</b> Black mesh	List price									
		801									
		OVERALL DIMENSIONS			SEAT DIMENSIONS			BACK DIMENSIONS			
		W	D	H	W	D	H	W	H		
		IN 26 MM 660	27 686	39 991	20 508	17.5-20.5 445-521	16.5-21.5 419-546	19.5 495	20 508		
		Weight Sensing Synchro-Tilter, Mesh Back and Seat Unit weight: 43 LB   19.5 KG Carton weight: 52 LB   23.59 KG Carton volume: 10.5 FT³   0.29 MT³		Ergonomic features: A, B, C, D, E, H, L, M, V							
		RTA 2		courier		1 per carton		ENGINEERED TESTED ASSEMBLED CONÇO TESTÉ MONTÉ		certified	
	<b>MVL3129</b> Black mesh	List price									
		778									
		OVERALL DIMENSIONS			SEAT DIMENSIONS			BACK DIMENSIONS			
		W	D	H	W	D	H	W	H		
		IN 26 MM 660	27 686	48 1219	20 508	18.5 470	23-33 584-838	19.5 495	20 508		
		Height Adjustable Chair w/Arms, Mesh Back and Seat Unit weight: 37 LB   16.8 KG Carton weight: 46 LB   20.87 KG Carton volume: 10.5 FT³   0.29 MT³		Ergonomic features: C, D, H, M, V							
		RTA 2		courier		1 per carton		ENGINEERED TESTED ASSEMBLED CONÇO TESTÉ MONTÉ		certified	

## BETA



model MVL2729



model MVL2718

## STANDARD FEATURES





- Posture task chairs. Canadian made.
- Generous size seat and back, fully upholstered.
- Standard with height adjustable T-arms with durable self-skinned urethane (SSU) armcaps (except armless models).
- Height adjustable chairs are equipped with an adjustable Chrome footrest.
- Dual wheel carpet casters (C65) are standard.
- Can be upholstered in all Global grade 1 seating textiles with the exception of Luxhide (see page 135).
- Compliant with the emissions guidelines set by the GREENGUARD Environmental Institute.

## CHAIR ADJUSTMENTS

- Infinite back angle and back height adjustment.
- Pneumatic seat height adjustment.

## OPTIONAL FEATURES

- For hard surface flooring casters, please specify (C65R). Add \$17/set.

DESCRIPTION	MODEL# / FEATURES											
 <b>Height Adjustable Armless Posture Task</b> Unit weight: 41 LB   18.6 KG Carton weight: 46 LB   20.87 KG Carton volume: 6.75 FT³   0.19 MT³	List price											
	MVL2718		438									
	OVERALL DIMENSIONS			SEAT DIMENSIONS			BACK DIMENSIONS					
	W	D	H	W	D	H	W	H				
	IN 20.5 MM 521	23.5 597	44 1118	20.5 521	16.5 419	22-30 559-762	18.5 470	16-19 406-483				
Ergonomic features: C, D, G, M, N	RTA 2		courier		1 per carton		CANADA		GREENGUARD			
 <b>Height Adjustable Posture Task w/Arms</b> Unit weight: 46 LB   20.9 KG Carton weight: 51 LB   23.13 KG Carton volume: 6.75 FT³   0.19 MT³	List price											
	MVL2719		512									
	OVERALL DIMENSIONS			SEAT DIMENSIONS			BACK DIMENSIONS					
	W	D	H	W	D	H	W	H				
	IN 24.5 MM 622	23.5 597	44 1118	20.5 521	16.5 419	22-30 559-762	18.5 470	16-19 406-483				
Ergonomic features: C, D, G, H, M, N	RTA 2		courier		1 per carton		CANADA		GREENGUARD			
 <b>Armless Posture Task</b> Unit weight: 27 LB   12.3 KG Carton weight: 31 LB   14.06 KG Carton volume: 4.9 FT³   0.13 MT³	List price											
	MVL2728		284									
	OVERALL DIMENSIONS			SEAT DIMENSIONS			BACK DIMENSIONS					
	W	D	H	W	D	H	W	H				
	IN 20.5 MM 521	22 559	38.5 978	20.5 521	17 432	16.5-21.5 419-546	18.5 470	16-20 406-508				
Ergonomic features: C, D, G, M, N	RTA 2		courier		1 per carton		CANADA		GREENGUARD			
 <b>Posture Task w/Arms</b> Unit weight: 33 LB   15 KG Carton weight: 38 LB   17.24 KG Carton volume: 6.75 FT³   0.19 MT³	List price											
	MVL2729		359									
	OVERALL DIMENSIONS			SEAT DIMENSIONS			BACK DIMENSIONS					
	W	D	H	W	D	H	W	H				
	IN 24 MM 610	22 559	38.5 978	20.5 521	17 432	16.5-21.5 419-546	18.5 470	16-20 406-508				
Ergonomic features: C, D, G, H, M, N	RTA 2		courier		1 per carton		CANADA		GREENGUARD			

**RTA 00** 1 pair per carton (pricing is for the pair, specifications are for one arm)

- Hard surface flooring casters (**C65R**) can be purchased separately. Add \$80/set.



- For hard surface flooring casters, please specify **(C65R)**. Add \$17/set.





## CAMAN



model MVL11886



model MVL11888

## STANDARD FEATURES

- Canadian made.
- Welded steel frame in Black finish.
- Fixed arms with self-skinned urethane (SSU) armcaps.
- Dual wheel carpet casters (C65) are standard (except guest chairs).
- Seating surfaces can be upholstered in Luxhide bonded leather, in various colors or in all Global grade 1 seating textiles (see page 135).
- Compliant with the emissions guidelines set by the GREENGUARD Environmental Institute.

## TILTER CHAIR ADJUSTMENTS

- Center tilt with upright position tilt lock
- Tilt tension adjustment.
- Pneumatic seat height adjustment.

## OPTIONAL FEATURES

- For hard surface flooring casters, please specify (C65R). Add \$17/set.

## DESCRIPTION

## MODEL# / FEATURES



### High Back Tilter

Unit weight: 31 LB | 14.1 KG  
Carton weight: 35 LB | 15.88 KG  
Carton volume: 20.25 FT³ | 0.57 MT³

## List price

**MVL11886** 420  
Luxhide bonded leather  
or fabric (previously MVL11886F)

Ergonomic features:  
A, B, C, M, N, S

OVERALL DIMENSIONS			SEAT DIMENSIONS			BACK DIMENSIONS	
W	D	H	W	D	H	W	H
IN 25 MM 635	27 686	40 1016	20.5 521	18 457	16-20 406-508	19.5 495	22.5 572

RTA 00

2 per carton



### Medium Back Tilter

Unit weight: 31 LB | 14.1 KG  
Carton weight: 35 LB | 15.88 KG  
Carton volume: 20.25 FT³ | 0.57 MT³

## List price

**MVL11887** 408  
Luxhide bonded leather  
or fabric (previously MVL11887F)

Ergonomic features:  
A, B, C, M, N, S

OVERALL DIMENSIONS			SEAT DIMENSIONS			BACK DIMENSIONS	
W	D	H	W	D	H	W	H
IN 24.5 MM 622	24.5 622	35 889	20 508	18 457	16-20 406-508	20 508	17.5 445

RTA 00

2 per carton



### Medium Back Guest Chair - Sled Base

Unit weight: 23 LB | 10.5 KG  
Carton weight: 27 LB | 12.25 KG  
Carton volume: 20.25 FT³ | 0.57 MT³

## List price

**MVL11888** 353  
Luxhide bonded leather  
or fabric (previously MVL11888F)

Ergonomic features:  
M, N

OVERALL DIMENSIONS			SEAT DIMENSIONS			BACK DIMENSIONS	
W	D	H	W	D	H	W	H
IN 24.5 MM 622	25 635	33 838	20 508	18 457	17 432	20 508	17 432

RTA 00

2 per carton



CAPRA



model OTG11740B

STANDARD FEATURES


- General purpose guest chair.
- Chrome oval tube four-legged frame.
- Contoured seat cushion with waterfall edge.
- Perforated polypropylene back with Black mesh fabric (MS20) seat.
- Nylon arms.
- Stackable up to 4 high.
- Compliant with the emissions guidelines set by the GREENGUARD Environmental Institute.

DESCRIPTION

MODEL# / FEATURES



**Plastic Back Guest Chair**  
Unit weight: 20 LB | 9.1 KG  
Carton weight: 27 LB | 12.25 KG  
Carton volume: 14.75 FT³ | 0.41 MT³

List price									
OTG11740B	290								
Stacks 4 high.	OVERALL DIMENSIONS			SEAT DIMENSIONS			BACK DIMENSIONS		
	W	D	H	W	D	H	W	H	
	IN	24.5	22.5	34	18	18	18	18	15
	MM	622	572	864	457	457	457	457	381
Ergonomic features:									
M, N	RTA 00			2 per carton					

CENTRO



model OTG3915

STANDARD FEATURES

- Multi-purpose guest chair.
- Durable oval steel four-legged frame.
- Contoured back and seat cushions with waterfall seat edge.
- Upholstered armcaps.
- Seating surfaces are upholstered in Black Luxhide bonded leather.
- Compliant with the emissions guidelines set by the GREENGUARD Environmental Institute.

DESCRIPTION

MODEL# / FEATURES



**Guest Chair**  
Unit weight: 26 LB | 11.8 KG  
Carton weight: 30 LB | 13.61 KG  
Carton volume: 6.25 FT³ | 0.17 MT³

List price								
OTG3915	314							
OVERALL DIMENSIONS				SEAT DIMENSIONS			BACK DIMENSIONS	
	W	D	H	W	D	H	W	H
IN	24.5	27	33.5	21.5	18.5	17	21.5	16
MM	622	686	851	546	470	432	546	406
Ergonomic features:	RTA 8		courier		1 per carton		GREENGUARD	
M, N								

COBALT



model MVL2785

STANDARD FEATURES


- General purpose medium back tilter. Canadian made.
- Standard with height adjustable T-arms with durable self-skinned urethane (SSU) armcaps.
- Dual wheel carpet casters (C65) are standard.
- Seating surfaces can be upholstered in Luxhide bonded leather, in various colors or in all Global grade 1 seating textiles (see page 135).
- Compliant with the emissions guidelines set by the GREENGUARD Environmental Institute.

CHAIR ADJUSTMENTS

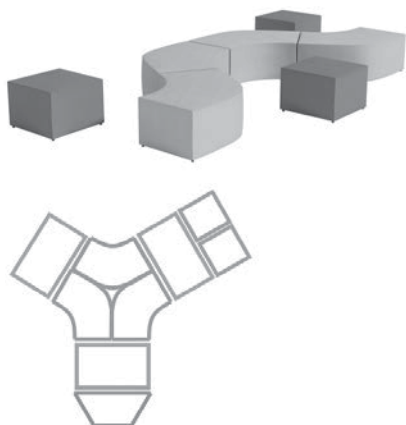
- Center tilt with upright position tilt lock.
- Tilt tension adjustment.
- Pneumatic seat height adjustment.

OPTIONAL FEATURES

- For hard surface flooring casters, please specify (C65R). Add \$17/set.

DESCRIPTION		MODEL# / FEATURES	
	List price		
	<b>MVL2785</b>		378
	Luxhide bonded leather or fabric (previously MVL2785F)		
	Ergonomic features:		
	RTA 2		
<b>Medium Back Tilter</b> Unit weight: 35 LB   15.9 KG Carton weight: 40 LB   18.14 KG Carton volume: 5.5 FT³   0.15 MT³		1 per carton	
		CANADA	
		GREENGUARD	
		COURIER	
		1 per carton	
		CANADA	
		GREENGUARD	
		COURIER	
		1 per carton	
		CANADA	
		GREENGUARD	
		COURIER	
		1 per carton	
		CANADA	
		GREENGUARD	
		COURIER	
		1 per carton	
		CANADA	
		GREENGUARD	
		COURIER	
		1 per carton	
		CANADA	
		GREENGUARD	
		COURIER	
		1 per carton	
		CANADA	
		GREENGUARD	
		COURIER	
		1 per carton	
		CANADA	
		GREENGUARD	
		COURIER	
		1 per carton	
		CANADA	
		GREENGUARD	
		COURIER	
		1 per carton	
		CANADA	
		GREENGUARD	
		COURIER	
		1 per carton	
		CANADA	
		GREENGUARD	
		COURIER	
		1 per carton	
		CANADA	
		GREENGUARD	
		COURIER	
		1 per carton	
		CANADA	
		GREENGUARD	
		COURIER	
		1 per carton	
		CANADA	
		GREENGUARD	
		COURIER	
		1 per carton	
		CANADA	
		GREENGUARD	
		COURIER	
		1 per carton	
		CANADA	
		GREENGUARD	
		COURIER	
		1 per carton	
		CANADA	
		GREENGUARD	
		COURIER	
		1 per carton	
		CANADA	
		GREENGUARD	
		COURIER	
		1 per carton	
		CANADA	
		GREENGUARD	
		COURIER	
		1 per carton	
		CANADA	
		GREENGUARD	
		COURIER	
		1 per carton	
		CANADA	
		GREENGUARD	
		COURIER	
		1 per carton	
		CANADA	
		GREENGUARD	
		COURIER	
		1 per carton	
		CANADA	
		GREENGUARD	
		COURIER	
		1 per carton	
		CANADA	
		GREENGUARD	
		COURIER	
		1 per carton	
		CANADA	
		GREENGUARD	
		COURIER	
		1 per carton	
		CANADA	
		GREENGUARD	
		COURIER	
		1 per carton	
		CANADA	
		GREENGUARD	
		COURIER	
		1 per carton	
		CANADA	
		GREENGUARD	
		COURIER	
		1 per carton	
		CANADA	
		GREENGUARD	
		COURIER	
		1 per carton	
		CANADA	
		GREENGUARD	
		COURIER	
		1 per carton	
		CANADA	
		GREENGUARD	
		COURIER	
		1 per carton	
		CANADA	
		GREENGUARD	
		COURIER	
		1 per carton	
		CANADA	
		GREENGUARD	
		COURIER	
		1 per carton	
		CANADA	
		GREENGUARD	
		COURIER	
		1 per carton	
		CANADA	
		GREENGUARD	
		COURIER	
		1 per carton	
		CANADA	
		GREENGUARD	
		COURIER	
		1 per carton	
		CANADA	
		GREENGUARD	
		COURIER	
		1 per carton	
		CANADA	
		GREENGUARD	
		COURIER	
		1 per carton	
		CANADA	
		GREENGUARD	
		COURIER	
		1 per carton	
		CANADA	
		GREENGUARD	
		COURIER	
		1 per carton	
		CANADA	
		GREENGUARD	
		COURIER	
		1 per carton	
		CANADA	
		GREENGUARD	
		COURIER	
		1 per carton	
		CANADA	
		GREENGUARD	
		COURIER	
		1 per carton	
		CANADA	
		GREENGUARD	
		COURIER	
		1 per carton	
		CANADA	
		GREENGUARD	
		COURIER	
		1 per carton	
		CANADA	
		GREENGUARD	
		COURIER	
		1 per carton	
		CANADA	
		GREENGUARD	
		COURIER	
		1 per carton	
		CANADA	
		GREENGUARD	
		COURIER	
		1 per carton	
		CANADA	
		GREENGUARD	
		COURIER	
		1 per carton	
		CANADA	
		GREENGUARD	
		COURIER	
		1 per carton	
		CANADA	
		GREENGUARD	
		COURIER	
		1 per carton	
		CANADA	

## CRAFT



## Sample layout

Two square units, three rectangle units, three curve-120 degree units, one wedge unit



**3-way layout**  
Three curve-120 degree  
units, three half round units  
and three round units



**Collaborative pod layout**  
Six wedge units



**Collaborative layout**  
Six curve-120 degree units,  
six round units



**Sample layout**  
Two wedge units



**Sample layout**  
Two half round units

## STANDARD FEATURES

- Craft is a modular lounge seating series that is easy to configure, durable and ideal for open spaces.
- Modular non-handed components, can be reconfigured to suit your space.
- Curve-120 degree units can create 3-way and collaborative pod configurations.
- Cushions are fully upholstered and mounted on 1.5" high nylon glides.
- Can be upholstered in all Global grade 1 seating textiles or in Luxhide bonded leather (see page 135).
- Compliant with the emissions guidelines set by the GREENGUARD Environmental Institute.

## OPTIONAL FEATURES

- For dual wheel carpet casters, please specify **(C107)**. Add \$35.
- For hard surface flooring casters, please specify **(C107R)**. Add \$50.

## ALTERNATE TEXTILE OPTIONS

- Graded-in and GPM textiles are available. Contact Customer Service for further details.

## COMPLIMENTARY TABLES AVAILABLE

- Perfect partner for Craft Seating (see page 30).

## DESCRIPTION

## MODEL# / FEATURES

## List price

MVL13007

325



## Round 20" Unit

Unit weight: 17 LB | 7.7 KG  
Carton weight: 23 LB | 10.43 KG  
Carton volume: 5.25 FT³ | 0.14 MT³

## OVERALL DIMENSIONS

	W	D	H
IN	20	20	17.5
MM	508	508	445

## SEAT DIMENSIONS

	W	D	H
	-	-	-
	-	-	-

## BACK DIMENSIONS

	W	H
	-	-
	-	-

RTA 1



1 per carton



## List price

MVL13008

425



## Half Round 40" Unit

Unit weight: 33 LB | 15 KG  
Carton weight: 41 LB | 18.6 KG  
Carton volume: 9.5 FT³ | 0.26 MT³

## OVERALL DIMENSIONS

	W	D	H
IN	40	21	17.5
MM	1016	533	445

## SEAT DIMENSIONS

	W	D	H
	-	-	-
	-	-	-

## BACK DIMENSIONS

	W	H
	-	-
	-	-

RTA 1



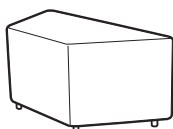
1 per carton



## List price

MVL13009

425



## Wedge Unit

Unit weight: 29 LB | 13.2 KG  
Carton weight: 37 LB | 16.78 KG  
Carton volume: 8 FT³ | 0.22 MT³

## OVERALL DIMENSIONS

	W	D	H
IN	40	17.75	17.5
MM	1016	451	445

## SEAT DIMENSIONS

	W	D	H
	-	-	-
	-	-	-

## BACK DIMENSIONS

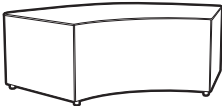






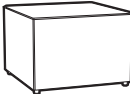



	W	H
	-	-
	-	-

RTA 1




1 per carton



DESCRIPTION		MODEL# / FEATURES																																									
 <b>Curve-120 Degree Unit</b> Unit weight: 37 LB   16.8 KG Carton weight: 49 LB   22.23 KG Carton volume: 13.25 FT³   0.37 MT³		List price																																									
		MVL13010																																									
		500																																									
		<table><tr><th colspan="3">OVERALL DIMENSIONS</th><th colspan="3">SEAT DIMENSIONS</th><th colspan="2">BACK DIMENSIONS</th></tr><tr><th>W</th><th>D</th><th>H</th><th>W</th><th>D</th><th>H</th><th>W</th><th>H</th></tr><tr><td>IN 43.5</td><td>27.5</td><td>17.5</td><td>-</td><td>-</td><td>-</td><td>-</td><td>-</td></tr><tr><td>MM 1105</td><td>699</td><td>445</td><td>-</td><td>-</td><td>-</td><td>-</td><td>-</td></tr></table>										OVERALL DIMENSIONS			SEAT DIMENSIONS			BACK DIMENSIONS		W	D	H	W	D	H	W	H	IN 43.5	27.5	17.5	-	-	-	-	-	MM 1105	699	445	-	-	-	-	-
		OVERALL DIMENSIONS			SEAT DIMENSIONS			BACK DIMENSIONS																																			
W	D	H	W	D	H	W	H																																				
IN 43.5	27.5	17.5	-	-	-	-	-																																				
MM 1105	699	445	-	-	-	-	-																																				
<div><div>RTA 1</div><div>1 per carton</div><div></div></div>																																											
 <b>Rectangle Unit</b> Unit weight: 37 LB   16.8 KG Carton weight: 47 LB   21.32 KG Carton volume: 9.5 FT³   0.26 MT³		List price																																									
		MVL13011																																									
		400																																									
		<table><tr><th colspan="3">OVERALL DIMENSIONS</th><th colspan="3">SEAT DIMENSIONS</th><th colspan="2">BACK DIMENSIONS</th></tr><tr><th>W</th><th>D</th><th>H</th><th>W</th><th>D</th><th>H</th><th>W</th><th>H</th></tr><tr><td>IN 40</td><td>20</td><td>17.5</td><td>-</td><td>-</td><td>-</td><td>-</td><td>-</td></tr><tr><td>MM 1016</td><td>508</td><td>445</td><td>-</td><td>-</td><td>-</td><td>-</td><td>-</td></tr></table>										OVERALL DIMENSIONS			SEAT DIMENSIONS			BACK DIMENSIONS		W	D	H	W	D	H	W	H	IN 40	20	17.5	-	-	-	-	-	MM 1016	508	445	-	-	-	-	-
		OVERALL DIMENSIONS			SEAT DIMENSIONS			BACK DIMENSIONS																																			
W	D	H	W	D	H	W	H																																				
IN 40	20	17.5	-	-	-	-	-																																				
MM 1016	508	445	-	-	-	-	-																																				
<div><div>RTA 1</div><div>1 per carton</div><div></div></div>																																											
 <b>Square Unit</b> Unit weight: 22 LB   10 KG Carton weight: 28 LB   12.7 KG Carton volume: 5.25 FT³   0.14 MT³		List price																																									
		MVL13012																																									
		300																																									
		<table><tr><th colspan="3">OVERALL DIMENSIONS</th><th colspan="3">SEAT DIMENSIONS</th><th colspan="2">BACK DIMENSIONS</th></tr><tr><th>W</th><th>D</th><th>H</th><th>W</th><th>D</th><th>H</th><th>W</th><th>H</th></tr><tr><td>IN 20</td><td>20</td><td>17.5</td><td>-</td><td>-</td><td>-</td><td>-</td><td>-</td></tr><tr><td>MM 508</td><td>508</td><td>445</td><td>-</td><td>-</td><td>-</td><td>-</td><td>-</td></tr></table>										OVERALL DIMENSIONS			SEAT DIMENSIONS			BACK DIMENSIONS		W	D	H	W	D	H	W	H	IN 20	20	17.5	-	-	-	-	-	MM 508	508	445	-	-	-	-	-
		OVERALL DIMENSIONS			SEAT DIMENSIONS			BACK DIMENSIONS																																			
W	D	H	W	D	H	W	H																																				
IN 20	20	17.5	-	-	-	-	-																																				
MM 508	508	445	-	-	-	-	-																																				
<div><div>RTA 1</div><div>1 per carton</div><div></div></div>																																											

## CRAFT TABLES



## STANDARD FEATURES

- Craft tables are the perfect partner to Craft seating products in creating casual meeting solutions for today's workplace and learning environments.
- Coffee and side tables provide a convenient place to set your drinks, a light lunch or your personal devices down during an impromptu discussion.
- Tables help to ground the space and provide nesting spaces to keep the area tidy when mobile Craft cubes are not in use.
- Side tables are optional with access to power or USB charging.

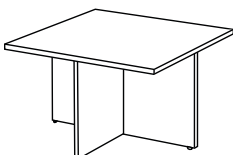
## FINISHES

- Tables may be ordered in any of the standard finishes below; including two tone where the top is in one finish and the base in another at no upcharge.
- |     |                 |     |                 |
|-----|-----------------|-----|-----------------|
| ACJ | Absolute Acajou | DWT | Designer White  |
| ASN | Asian Night     | HGT | Hayden Grey     |
| AWC | Avant Cherry    | SKC | Shaker Cherry   |
| AWH | Avant Honey     | TWL | Tiger Walnut    |
| CMB | Clear Maple     | WHC | White Chocolate |
| DES | Dark Espresso   | WCR | Winter Cherry   |

## CONSTRUCTION

- 1" thick thermally fused laminate surfaces with 2mm thick matching edgeband.
- Equipped with levelers for uneven surfaces.
- When square cubes are fully nested, the cubes extend 3" beyond the perimeter of the laminate as an invitation to be pulled out and used again.

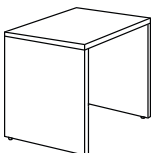
CRAFT TABLES	MODEL #	DIMENSIONS IN MM	WEIGHT LB KG	VOLUME FT <sup>3</sup> MT <sup>3</sup>	LIST PRICE
W x D x H					



Square Cube Docking Table

ML35SCDK 35 x 35 x 19.5 78 2.2 \$388  
889 x 889 x 495 35.38 0.06

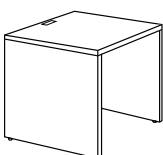
Provides nesting space for four MVL13007 (round) or MVL13012 (square) Craft units. Assembly required.



Single Docking Table

ML2418CDK 24 x 18.2 x 19.5 53 2.1 \$277  
610 x 462 x 495 24.04 0.05

Provides nesting space for one MVL13007, MVL13012 or MVL13011 Craft units. Ships assembled.



Single Docking Table with cutout

ML2420CDKP 24 x 20.5 x 19.5 55 2.1 \$287  
610 x 521 x 495 24.95 0.05


Provides nesting space for one MVL13007, MVL13012 or MVL13011 Craft units. Inset back to hide cables and cut out designed to accept mini power model MVCOVSM2(S/B) OR MVCOV1U(S/B) ordered separately. Ships assembled.

POWER / DATA	MODEL #	DIMENSIONS	WT/LB.	CUBIC FT.	LIST PRICE
W x D x H					

MVCOVSM2B 2.25 x 3.75 x 3.12 2.35 0.5 \$267  
MVCOVSM2S 2.25 x 3.75 x 3.12 2.35 0.5 \$267

## With USB Block

MVCOV1UB 2.25 x 3.75 x 3.12 2.35 0.5 \$420  
MVCOV1US 2.25 x 3.75 x 3.12 2.35 0.5 \$420



Mini Power Block Mini Power/USB Block

Designed to retrofit into an existing grommet cut-out to bring power to the desktop. Fits in 3.27" x 1.9" cut-out (FOG, POG) and mounts to 0.5" to 2" thick surface. ETL listed. Available in Black (B) or Silver (S) as indicated by last character of model number. 9' power cord with 90° flat plug with 45° rotation. MVCOVSM2B/S includes two 12A, 120 VAC spill resistant power receptacles. MVCOV1UB/S includes one 12A, 120 VAC spill resistant power receptacle and two 2.1A (11W) USB charging ports.

## DANIO



model MVL2720



model MVL2721

## STANDARD FEATURES

- Canadian made task chairs.
- Hinged auto-adjust back with scuff resistant outer shroud.
- Thick foam and decorative stitch details.
- Standard with height adjustable T-arms with durable self-skinned urethane (SSU) armcaps (except armless models).
- Height adjustable chair is equipped with an adjustable Chrome footrest.
- Dual wheel carpet casters (C65) are standard.
- Can be upholstered in all Global grade 1 seating textiles (see page 135).
- Compliant with the emissions guidelines set by the GREENGUARD Environmental Institute.

## CHAIR ADJUSTMENTS

- Height adjustable back.
- Pneumatic seat height adjustment.
- Seat depth adjustment.

## OPTIONAL FEATURES

- For hard surface flooring casters, please specify (C65R). Add \$17/set.

## DESCRIPTION

## MODEL# / FEATURES



### Armless Task

Unit weight: 21 LB | 9.5 KG  
Carton weight: 24 LB | 10.89 KG  
Carton volume: 4.9 FT³ | 0.13 MT³

**MVL2720**  
Fabric

List price  
206

Ergonomic features:  
C, D, E, M, N

OVERALL DIMENSIONS			SEAT DIMENSIONS			BACK DIMENSIONS	
W	D	H	W	D	H	W	H
IN 18.5 MM 470	22.5 572	34 864	18.5 470	16.5-18 419-457	16-21 406-533	17 432	16-17.5 406-445

RTA 2

courier

1 per carton



### Task w/Arms

Unit weight: 33 LB | 15 KG  
Carton weight: 36 LB | 16.33 KG  
Carton volume: 5.75 FT³ | 0.16 MT³

**MVL2721**  
Fabric

List price  
281

Ergonomic features:  
C, D, E, H, M, N

OVERALL DIMENSIONS			SEAT DIMENSIONS			BACK DIMENSIONS	
W	D	H	W	D	H	W	H
IN 24 MM 610	22.5 572	34 864	18.5 470	16.5-18 419-457	16-21 406-533	17 432	16-17.5 406-445

RTA 2

courier

1 per carton



### Armless Height Adjustable Task

Unit weight: 33 LB | 15 KG  
Carton weight: 37 LB | 16.78 KG  
Carton volume: 6.75 FT³ | 0.19 MT³

**MVL2723**  
Fabric

List price  
360

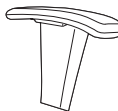
Ergonomic features:  
C, D, E, H, M, N

OVERALL DIMENSIONS			SEAT DIMENSIONS			BACK DIMENSIONS	
W	D	H	W	D	H	W	H
IN 24 MM 610	22.5 572	43 1092	18.5 470	16.5-18 419-457	23-33 584-838	16.5 419	16-17.5 406-445

RTA 2

courier

1 per carton



### Height Adjustable T-Arms - 1 pair

Unit weight: 8 LB | 3.6 KG  
Carton weight: 10 LB | 4.54 KG  
Carton volume: 1.3 FT³ | 0.03 MT³

**MVL2784**

List price  
88

OVERALL DIMENSIONS			SEAT DIMENSIONS			BACK DIMENSIONS	
W	D	H	W	D	H	W	H
IN 3 MM 76	10 254	12 305	-	-	-	-	-

RTA 00

courier

1 pair per carton (pricing is for the pair, specifications are for one arm)



DASH



model OTG11760B

STANDARD FEATURES

- Multi-purpose guest/occasional chair.
- Durable welded four-legged steel frame.
- Black mesh back with Black mesh fabric (MS20) seat.
- Nylon armcaps.
- Generous proportions.
- Compliant with the emissions guidelines set by the GREENGUARD Environmental Institute.
- Shipped knocked down (KD) - easy to assemble.

DESCRIPTION

MODEL# / FEATURES



Guest Chair, Mesh Back and Uph Seat




Unit weight: 21 LB | 9.5 KG  
Carton weight: 26 LB | 11.79 KG  
Carton volume: 3.9 FT³ | 0.11 MT³

Ergonomic features:  
M, N

List price

OTG11760B

248

OVERALL DIMENSIONS			SEAT DIMENSIONS			BACK DIMENSIONS		
	W	D	H	W	D	H	W	H
IN	23.5	23.5	34	19.5	17.5	17.5	19	16.5
MM	597	597	864	495	445	445	483	419
 RTA 8			 courier			1 per carton		
								

DORI 2



model OTG1220B

STANDARD FEATURES

- Multi-purpose stacking chairs.
- Strong welded steel frame in Chrome finish.
- Durable and easy to clean polypropylene back and seat. Available in Black only.
- Armchair has fiberglass reinforced polypropylene arms.
- Stackable up to 5 high on floor.
- Shipped fully assembled.
- Compliant with the emissions guidelines set by the GREENGUARD Environmental Institute.

DESCRIPTION

MODEL# / FEATURES



Stacking Armchair


Unit weight: 15 LB | 6.8 KG  
Carton weight: 17 LB | 7.71 KG  
Carton volume: 14.5 FT³ | 0.41 MT³

Stacks 5 high.

List price

OTG1220B

171

OVERALL DIMENSIONS			SEAT DIMENSIONS			BACK DIMENSIONS		
	W	D	H	W	D	H	W	H
IN	22.5	21	30.5	16.5	16	16	18	15.5
MM	572	533	775	419	406	406	457	394
RTA 00			4 per carton (pricing and specifications are for one chair)					



Armless Stacking Chair




Unit weight: 13 LB | 5.9 KG  
Carton weight: 15 LB | 6.8 KG  
Carton volume: 12.25 FT³ | 0.34 MT³

Stacks 5 high.

List price

OTG1221B

158

OVERALL DIMENSIONS				SEAT DIMENSIONS			BACK DIMENSIONS	
	W	D	H	W	D	H	W	H
IN	18	21	30.5	16.5	16	16	18	15.5
MM	457	533	775	419	406	406	457	394
						4 per carton (pricing and specifications are for one chair)		
								

EOR



model OTG3930B

## STANDARD FEATURES

- Multi-purpose guest chair.
- Durable steel four-legged frame.
- Contoured back and seat cushions with waterfall seat edge.
- Welcoming soft self-skinned polyurethane armcaps.
- Seat shroud provides a clean overall finish.
- Seating surfaces are upholstered in Black Luxhide bonded leather.
- Mesh back is available in Black only.
- Compliant with the emissions guidelines set by the GREENGUARD Environmental Institute.

FLINT



model OTG10930

STANDARD FEATURES



- Mesh back synchro-tilter chair.
- Unique translucent grid offers additional support and a distinct look.
- Standard with height adjustable T-arms with self-skinned urethane (SSU) armcaps.
- Black base with dual wheel carpet casters (C1) is standard.
- Seat is upholstered in Black, Quilt (QL10) with Black mesh back.
- Compliant with the emissions guidelines set by the GREENGUARD Environmental Institute.

CHAIR ADJUSTMENTS

- Synchro tilt with upright position tilt lock.
- Tilt tension adjustment.
- Pneumatic seat height adjustment.

OPTIONAL FEATURES

- Hard surface flooring casters (**C65R**) can be purchased separately. Add \$80/set.

DESCRIPTION		MODEL# / FEATURES									
		List price									
	OTG10930	395									
<b>High Back Synchro-Tilter</b> Unit weight: 32 LB   14.5 KG Carton weight: 42 LB   19.05 KG Carton volume: 4.1 FT³   0.11 MT³		OVERALL DIMENSIONS			SEAT DIMENSIONS			BACK DIMENSIONS			
		W D H			W D H			W		H	
		IN 25.5	23	40	19.5	17.5	17-21	18	21		
		MM 648	584	1016	495	445	432-533	457	533		
		Ergonomic features: A, B, C, H, L, M, N		RTA 2		courier		1 per carton			

FORMAT



model MVL3191



model MVL3192

STANDARD FEATURES

- Synchro-tilter chairs with mesh back and upholstered seat. Canadian made.
- Standard with height and width adjustable arms with soft self-skinned urethane (SSU) armcaps that slide forward and backward.
- Dual wheel carpet casters (C1) are standard.
- Air flow mesh back is available in Black only.
- Seating surface can be upholstered in Luxhide bonded leather, in various colors or in all Global grade 1 seating textiles (see page 135).
- MVL3192 features an adjustable headrest which tilts and moves up and down to fit comfortably into the curve of the neck.
- Compliant with the emissions guidelines set by the GREENGUARD Environmental Institute.

CHAIR ADJUSTMENTS

- Synchro tilt with upright position tilt lock.
- Tilt tension adjustment.
- Ratchet back height and headrest adjustment.
- Pneumatic seat height adjustment.

OPTIONAL FEATURES

- For hard surface flooring casters, please specify (C9R). Add \$17/set.

DESCRIPTION

MODEL# / FEATURES



High Back Synchro-Tilter, Mesh Back and Uph Seat

Unit weight: 43 LB | 19.5 KG  
Carton weight: 54 LB | 24.49 KG  
Carton volume: 10.5 FT³ | 0.29 MT³

List price  
**MVL3191** 520  
Luxhide bonded leather  
or fabric (previously MVL3191F)

Ergonomic features:  
A, B, C, D, H, L, M, N, Q

OVERALL DIMENSIONS			SEAT DIMENSIONS			BACK DIMENSIONS	
W	D	H	W	D	H	W	H
IN 24.5	23	43	19.5	17.5	16-21	17.5	23-25.5
MM 622	584	1092	495	445	406-533	445	584-648

RTA 2



1 per carton



High Back Synchro-Tilter w/Headrest, Mesh Back and Uph Seat

Unit weight: 45 LB | 20.5 KG  
Carton weight: 56 LB | 25.4 KG  
Carton volume: 11 FT³ | 0.31 MT³

List price  
**MVL3192** 578  
Luxhide bonded leather  
or fabric (previously MVL3192F)

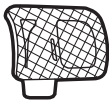
Ergonomic features:  
A, B, C, D, H, L, M, N, Q

OVERALL DIMENSIONS			SEAT DIMENSIONS			BACK DIMENSIONS	
W	D	H	W	D	H	W	H
IN 24.5	23	50.5	19.5	17.5	16-21	17.5	30-32.5
MM 622	584	1283	495	445	406-533	445	762-826

RTA 2



1 per carton



Headrest for Format Chairs

Unit weight: 1 LB | 0.5 KG  
Carton weight: 2 LB | 0.91 KG  
Carton volume: 0.5 FT³ | 0.01 MT³

List price  
**MVL3196** 59

Easily attaches to MVL3191.  
  
Available in Black mesh only.

OVERALL DIMENSIONS			SEAT DIMENSIONS			BACK DIMENSIONS	
W	D	H	W	D	H	W	H
IN 11.25	4.5	9	-	-	-	-	-
MM 286	114	229	-	-	-	-	-

RTA 00



1 per carton



FULL-TIME



model MVL2900

STANDARD FEATURES


- Canadian made, ergonomic seating.
- Extra thick seat foam and contoured back.
- Standard with height and width adjustable arms with self-skinned urethane (SSU) armcaps.
- Dual wheel carpet casters (C65) are standard.
- Can be upholstered in all Global grade 1 seating textiles with the exception of Luxhide (see page 135).
- Compliant with the emissions guidelines set by the GREENGUARD Environmental Institute.

CHAIR ADJUSTMENTS

- Multi-tilter with infinite position tilt lock.
- Infinite position back and seat angle adjustments, including forward tilt.
- Back height adjustment.
- Pneumatic seat height adjustment.

OPTIONAL FEATURES

- For hard surface flooring casters, please specify **(C65R)**. Add \$17/set.
- For optional sliding seat depth adjustment, please specify **(MD)**. Add \$27.

DESCRIPTION		MODEL# / FEATURES									
	List price										
	MVL2900										
	Fabric										
	Ergonomic features:										
	A, B, C, D, F, G, H, M, N, Q										
<b>Medium Back Multi-Tilter</b> Unit weight: 50 LB   22.7 KG Carton weight: 56 LB   25.4 KG Carton volume: 9.75 FT³   0.27 MT³		OVERALL DIMENSIONS			SEAT DIMENSIONS			BACK DIMENSIONS			
		W D H			W D H			W H			
		IN 24.5 25 41			19.5 19 17.5-21.5			20 20-22			
		MM 622 635 1041			495 483 445-546			508 508-559			
		RTA 2		courier		1 per carton		CANADA		GREENGUARD	

GENNEX



model OTG11340



model OTG11341

STANDARD FEATURES

- Multi-purpose guest/nesting chairs feature a flip up seat allowing chairs to stack horizontally.
- Durable Black steel frame.
- Black mesh back.
- Models with arms or without arms are available. Armchair features Black polyurethane armcaps.
- Dual wheel carpet casters are standard.
- Seat can be upholstered in all Global grade 1 seating textiles or in Luxhide bonded leather (see page 135).
- Compliant with the emissions guidelines set by the GREENGUARD Environmental Institute.

OPTIONAL FEATURES

- Hard surface flooring casters (**C9R**) can be purchased separately. Add \$64/set.

</

GEO



model OTG11641B

STANDARD FEATURES

- Value priced, quality mesh seating.
- Scuff resistant arched base.
- Standard with height adjustable arms with durable self-skinned urethane (SSU) armcaps (except armless and tilter chairs).
- Tilter chair features fixed loop style polypropylene arms.
- Dual wheel carpet casters (C65) are standard.
- All models have a Black mesh back.
- OTG11636B, OTG11641B, OTG11642B and OTG11678B: Seat is upholstered in Black mesh fabric (MS20).
- Compliant with the emissions guidelines set by the GREENGUARD Environmental Institute.

CHAIR ADJUSTMENTS

- **Tilter chair**
  - Center tilt with upright position tilt lock.
  - Tilt tension adjustment.
  - Pneumatic seat height adjustment.
- **Synchro-tilter chair**
  - Synchro tilt with upright position tilt lock.
  - Tilt tension adjustment.
  - Pneumatic seat height adjustment.
- **Task chair**
  - Task mechanism.
  - Pneumatic seat height adjustment.
- **Height adjustable chair**
  - Task mechanism.
  - Height adjustable Chrome footrest.
  - Pneumatic seat height adjustment.

OPTIONAL FEATURES

- Hard surface flooring casters (**C65R**) can be purchased separately. Add \$80/set.

DESCRIPTION

MODEL# / FEATURES



**LB Tilter, Mesh Back and Uph Seat**

Unit weight: 26 LB | 11.8 KG  
Carton weight: 30 LB | 13.61 KG  
Carton volume: 3.75 FT³ | 0.1 MT³

List price

**OTG11636B**  
Black mesh fabric

311

OVERALL DIMENSIONS			SEAT DIMENSIONS			BACK DIMENSIONS	
W	D	H	W	D	H	W	H
IN 22	21	38	18.5	16.5	16.5-20.5	17.5	19
MM 559	533	965	470	419	419-521	445	483

Ergonomic features:  
A, B, C, M, N, S

RTA 8



1 per carton



**HB Synchro-Tilter, Mesh Back and Uph Seat**

Unit weight: 38 LB | 17.3 KG  
Carton weight: 43 LB | 19.5 KG  
Carton volume: 4.75 FT³ | 0.13 MT³

List price

**OTG11641B**  
Black mesh fabric

486

OVERALL DIMENSIONS			SEAT DIMENSIONS			BACK DIMENSIONS	
W	D	H	W	D	H	W	H
IN 25	23	43	20	17.5	16-20	18	25
MM 635	584	1092	508	445	406-508	457	635

Ergonomic features:  
A, B, C, H, L, M, N

RTA 8



1 per carton



**LB Armless Task, Mesh Back and Uph Seat**

Unit weight: 25 LB | 11.4 KG  
Carton weight: 30 LB | 13.61 KG  
Carton volume: 3.75 FT³ | 0.1 MT³

List price

**OTG11642B**  
Black mesh fabric

263

OVERALL DIMENSIONS			SEAT DIMENSIONS			BACK DIMENSIONS	
W	D	H	W	D	H	W	H
IN 19	20	37	19	17	15.5-20.5	17	19
MM 483	508	940	483	432	394-521	432	483

Ergonomic features:  
C, M, N

RTA 8



1 per carton



**LB Height Adjustable Task, Mesh Back and Uph Seat**

Unit weight: 37 LB | 16.8 KG  
Carton weight: 42 LB | 19.05 KG  
Carton volume: 6 FT³ | 0.16 MT³

List price

**OTG11678B**  
Black mesh fabric

480

OVERALL DIMENSIONS			SEAT DIMENSIONS			BACK DIMENSIONS	
W	D	H	W	D	H	W	H
IN 25.5	22	46	19	17	22-32	17.5	20
MM 648	559	1168	483	432	559-813	445	508


Ergonomic features:  
C, H, M, N

RTA 8



1 per carton



<p><b>GRANBY</b></p>  <p>model OTG10904</p>	<p><b>STANDARD FEATURES</b></p> <ul style="list-style-type: none"> <li>• Mesh back synchro-tilter chair.</li> <li>• Polished Aluminum base, Black frame and Chrome accents.</li> <li>• Standard with height adjustable arms with durable self-skinned urethane (SSU) armcaps.</li> <li>• Dual wheel carpet casters (C1) are standard.</li> <li>• Air-flow Black mesh back.</li> <li>• Seat is upholstered in Black, Quilt (QL10).</li> <li>• Compliant with the emissions guidelines set by the GREENGUARD Environmental Institute.</li> </ul>	<p><b>CHAIR ADJUSTMENTS</b></p> <ul style="list-style-type: none"> <li>• Synchro tilt with multi-position tilt lock.</li> <li>• Tilt tension adjustment.</li> <li>• Pneumatic seat height adjustment.</li> <li>• Height adjustable lumbar support.</li> </ul> <p><b>OPTIONAL FEATURES</b></p> <ul style="list-style-type: none"> <li>• Hard surface flooring casters (<b>C9R</b>) can be purchased separately. Add \$80/set.</li> </ul>
--	--	---

officestogo.com **OfficestoGo** 39



HARDY



model OTG13080

STANDARD FEATURES



- Light lounge swivel chair.
- Aluminum base with Chrome finished cylinder
- Black nylon glides are standard on model OTG13080.
- Dual wheel casters are standard on model OTG13081. Acceptable for use on hard surface flooring.
- Can be upholstered in all Global grade 1 seating textiles or in Luxhide bonded leather (see page 135).

CHAIR ADJUSTMENTS

- Pneumatic seat height adjustment.

ALTERNATE TEXTILE OPTIONS

- Graded-in and GPM textiles are available with a minimum of 10 units purchased. Contact Customer Service for further details.

DESCRIPTION	MODEL# / FEATURES									
 <b>Swivel Lounge w/Glides</b> Unit weight: 27 LB   12.3 KG Carton weight: 32 LB   14.51 KG Carton volume: 9.25 FT³   0.26 MT³	List price									
	OTG13080		750							
	OVERALL DIMENSIONS			SEAT DIMENSIONS			BACK DIMENSIONS			
		W	D	H	W	D	H	W	H	
	IN	25	26	33	15.5	17.5	16.5-20.5	14	14.5	
	MM	635	660	838	394	445	419-521	356	368	
	Ergonomic features: C, M, N		RTA 00		courier		1 per carton			
 <b>Swivel Lounge w/Casters</b> Unit weight: 27 LB   12.3 KG Carton weight: 32 LB   14.51 KG Carton volume: 9.25 FT³   0.26 MT³	List price									
	OTG13081		750							
	OVERALL DIMENSIONS			SEAT DIMENSIONS			BACK DIMENSIONS			
		W	D	H	W	D	H	W	H	
	IN	25	26	33	15.5	17.5	16.5-20.5	14	14.5	
	MM	635	660	838	394	445	419-521	356	368	
	Ergonomic features: C, M, N		RTA 00		courier		1 per carton			

IBEX



model MVL2801



model MVL2814



model MVL2807



model MVL2809

STANDARD FEATURES

- Ergonomic mesh seating designed to promote good posture and provide maximum comfort. Designed by Zooey Chu, Canadian made.
- Available with four different mechanism options: synchro-tilter, multi-tilter, tilter and task. Height adjustable chairs available with task mechanism only.
- Standard with height adjustable T-arms with self-skinned urethane (SSU) armcaps (except armless and guest chairs).
- Dual wheel carpet casters (C1) are standard (except four-legged guest chairs).
- Guest chairs have polymer armcaps (except armless models), a welded steel wall saver frame and are shipped fully assembled.
- Mesh back and mesh seat models can only be upholstered in Black mesh (MS69).
- Mesh back and upholstered seat models: Mesh back is available in Black (MS69) only and seating surface can be upholstered in Luxhide bonded leather (various colors) or in all Global grade 1 seating textiles (see page 135).
- Compliant with the emissions guidelines set by the GREENGUARD Environmental Institute.

OPTIONAL FEATURES

- For hard surface flooring casters, please specify (C9R). Add \$17/set.
- For optional sliding seat depth adjustment on multi-tilter chairs, please specify (MD). Add \$27.

ALTERNATE TEXTILE OPTIONS

- Graded-in and GPM textiles are available with a minimum of 10 units purchased. Contact Customer Service for further details.

CHAIR ADJUSTMENTS

- Synchro-tilter chairs**
  - Synchro tilt with multi-position tilt lock.
  - Tilt tension adjustment.
  - Adjustable lumbar support.
  - Pneumatic seat height adjustment.
- Multi-tilter chairs**
  - Infinite position tilt lock.
  - Tilt tension adjustment.
  - Infinite back and seat angle adjustment.
  - Adjustable lumbar support.
  - Pneumatic seat height adjustment.
- Tilter chairs**
  - Center tilt with upright position tilt lock.
  - Tilt tension adjustment.
  - Seat depth adjustment.
  - Adjustable lumbar support.
  - Pneumatic seat height adjustment.
- Task chairs**
  - Seat depth adjustment.
  - Adjustable lumbar support.
  - Pneumatic seat height adjustment.
- Height adjustable chairs**
  - Task mechanism.
  - Adjustable lumbar support.
  - Pneumatic seat height adjustment.
  - Height adjustable Chrome footrest.

DESCRIPTION

MODEL# / FEATURES



**Synchro-Tilter, Mesh Back and Uph Seat**

Unit weight: 42 LB | 19.1 KG  
Carton weight: 51 LB | 23.13 KG  
Carton volume: 10.5 FT³ | 0.29 MT³

Ergonomic features:  
A, B, C, D, H, L, M, N

List price

**MVL2801**  
Luxhide bonded leather  
or fabric (previously MVL2801F)

538

OVERALL DIMENSIONS			SEAT DIMENSIONS			BACK DIMENSIONS	
W	D	H	W	D	H	W	H
IN 26	26.5	39.5	20	18.5	16.5-21.5	19.5	20.5
MM 660	673	1003	508	470	419-546	495	521

RTA 2



1 per carton



**Multi-Tilter, Mesh Back and Uph Seat**

Unit weight: 47 LB | 21.4 KG  
Carton weight: 56 LB | 25.4 KG  
Carton volume: 10.5 FT³ | 0.29 MT³

Ergonomic features:  
A, B, C, D, F, G, H, M, N, S

List price

**MVL2803**  
Luxhide bonded leather  
or fabric (previously MVL2803F)

588




















OVERALL DIMENSIONS			SEAT DIMENSIONS			BACK DIMENSIONS	
W	D	H	W	D	H	W	H
IN 26	27	39.5	20	18.5	17.5-22.5	19.5	20
MM 660	686	1003	508	470	445-572	495	508




















RTA 2























1 per carton







DESCRIPTION	MODEL# / FEATURES													
	List price													
	MVL2804 Luxhide bonded leather or fabric (previously MVL2804F)													
	OVERALL DIMENSIONS			SEAT DIMENSIONS			BACK DIMENSIONS							
	W	D	H	W	D	H	W	H						
IN	26	26.5	38.5	20	18.5	16.5-21.5	19.5	20.5						
MM	660	673	978	508	470	419-546	495	521						
Ergonomic features: A, B, C, D, E, H, M, N, S										RTA 2		1 per carton		
	List price													
	MVL2806 Luxhide bonded leather or fabric (previously MVL2806F)													
	OVERALL DIMENSIONS			SEAT DIMENSIONS			BACK DIMENSIONS							
	W	D	H	W	D	H	W	H						
IN	26	26.5	37	20	18.5	16-21	19.5	20.5						
MM	660	673	940	508	470	406-533	495	521						
Ergonomic features: C, D, E, H, M, N										RTA 2		1 per carton		
	List price													
	MVL2807 Luxhide bonded leather or fabric (previously MVL2807F)													
	OVERALL DIMENSIONS			SEAT DIMENSIONS			BACK DIMENSIONS							
	W	D	H	W	D	H	W	H						
IN	20	26.5	48	20	18.5	23-33	19.5	20.5						
MM	508	673	1219	508	470	584-838	495	521						
Ergonomic features: C, D, E, H, M, N										RTA 2		1 per carton		
	List price													
	MVL2808 Luxhide bonded leather or fabric (previously MVL2808F)													
	OVERALL DIMENSIONS			SEAT DIMENSIONS			BACK DIMENSIONS							
	W	D	H	W	D	H	W	H						
IN	26	26.5	48	20	18.5	23-33	19.5	20.5						
MM	660	673	1219	508	470	584-838	495	521						
Ergonomic features: C, D, H, M, N										RTA 2		1 per carton		
	List price													
	MVL2809 Luxhide bonded leather or fabric (previously MVL2809F)													
	OVERALL DIMENSIONS			SEAT DIMENSIONS			BACK DIMENSIONS							
	W	D	H	W	D	H	W	H						
IN	25.25	24	34.5	19.5	18	17.5	19	17						
MM	641	610	876	495	457	445	483	432						
Stacks 5 high.										RTA 00		1 per carton		
Ergonomic features: M, N														
Guest Chair, Mesh Back and Uph Seat Unit weight: 20 LB   9.1 KG Carton weight: 26 LB   11.79 KG Carton volume: 13.5 FT³   0.38 MT³														

DESCRIPTION		MODEL# / FEATURES	
		List price	
		<b>MVL2809C</b>	479
		Luxhide bonded leather or fabric (previously MVL2809CF)	
<b>Guest Chair w/Casters, Mesh Back and Uph Seat</b> Unit weight: 20 LB   9.1 KG Carton weight: 26 LB   11.79 KG Carton volume: 13.5 FT³   0.38 MT³			
		Ergonomic features: M, N	
		<b>RTA 00</b>	1 per carton
			
		List price	
		<b>MVL2811</b>	611
		Luxhide bonded leather or fabric (previously MVL2811F)	
<b>Synchro-Tilter, Uph Back and Seat</b> Unit weight: 42 LB   19.1 KG Carton weight: 51 LB   23.13 KG Carton volume: 10.5 FT³   0.29 MT³			
		Ergonomic features: A, B, C, D, H, L, M, N	
		<b>RTA 2</b>	 1 per carton
			
		List price	
		<b>MVL2813</b>	662
		Luxhide bonded leather or fabric (previously MVL2813F)	
<b>Multi-Tilter, Uph Back and Seat</b> Unit weight: 47 LB   21.4 KG Carton weight: 56 LB   25.4 KG Carton volume: 10.5 FT³   0.29 MT³			
		Ergonomic features: A, B, C, D, F, G, H, M, N, S	
		<b>RTA 2</b>	 1 per carton
			
		List price	
		<b>MVL2814</b>	587
		Luxhide bonded leather or fabric (previously MVL2814F)	
<b>Tilter, Uph Back and Seat</b> Unit weight: 40 LB   18.2 KG Carton weight: 49 LB   22.23 KG Carton volume: 10.5 FT³   0.29 MT³			
		Ergonomic features: A, B, C, D, E, H, M, N, S	
		<b>RTA 2</b>	 1 per carton
			
		List price	
		<b>MVL2816</b>	542
		Luxhide bonded leather or fabric (previously MVL2816F)	
<b>Task, Uph Back and Seat</b> Unit weight: 32 LB   14.5 KG Carton weight: 41 LB   18.6 KG Carton volume: 10.5 FT³   0.29 MT³			
		Ergonomic features: C, D, E, H, M, N	
		<b>RTA 2</b>	 1 per carton
			

DESCRIPTION	MODEL# / FEATURES									
	List price									
	<b>MVL2817</b> Luxhide bonded leather or fabric (previously MVL2817F)									
	609									
<b>Armless Height Adjustable, Uph Back and Seat</b> Unit weight: 31 LB   14.1 KG Carton weight: 40 LB   18.14 KG Carton volume: 10.5 FT³   0.29 MT³	OVERALL DIMENSIONS			SEAT DIMENSIONS			BACK DIMENSIONS			
	W D H			W D H			W H			
	IN 20	26.5	48	20	18.5	23-33	19.5	20.5		
	MM 508	673	1219	508	470	584-838	495	521		
Ergonomic features: C, D, M, N	RTA 2			courier		1 per carton		CANADA		CERTIFIED
	List price									
	<b>MVL2818</b> Luxhide bonded leather or fabric (previously MVL2818F)									
	698									
<b>Height Adjustable w/Arms, Uph Back and Seat</b> Unit weight: 37 LB   16.8 KG Carton weight: 46 LB   20.87 KG Carton volume: 10.5 FT³   0.29 MT³	OVERALL DIMENSIONS			SEAT DIMENSIONS			BACK DIMENSIONS			
	W D H			W D H			W H			
	IN 26	26.5	48	20	18.5	23-33	19.5	20.5		
	MM 660	673	1219	508	470	584-838	495	521		
Ergonomic features: C, D, H, M, N	RTA 2			courier		1 per carton		CANADA		CERTIFIED
	List price									
	<b>MVL2819</b> Luxhide bonded leather or fabric (previously MVL2819F)									
	465									
<b>Guest Chair, Uph Back and Seat</b> Unit weight: 20 LB   9.1 KG Carton weight: 26 LB   11.79 KG Carton volume: 13.5 FT³   0.38 MT³	OVERALL DIMENSIONS			SEAT DIMENSIONS			BACK DIMENSIONS			
	W D H			W D H			W H			
	IN 25.25	24	34.5	19.5	18	17.5	19	17		
	MM 641	610	876	495	457	445	483	432		
Ergonomic features: M, N	RTA 00					1 per carton		CANADA		CERTIFIED
	List price									
	<b>MVL2819C</b> Luxhide bonded leather or fabric (previously MVL2819CF)									
	545									
<b>Guest Chair w/Casters, Uph Back and Seat</b> Unit weight: 20 LB   9.1 KG Carton weight: 26 LB   11.79 KG Carton volume: 13.5 FT³   0.38 MT³	OVERALL DIMENSIONS			SEAT DIMENSIONS			BACK DIMENSIONS			
	W D H			W D H			W H			
	IN 25.25	24	34.5	19.5	18	17.5	19	17		
	MM 641	610	876	495	457	445	483	432		
Ergonomic features: M, N	RTA 00					1 per carton		CANADA		CERTIFIED
	List price									
	<b>MVL2821</b> Black mesh									
	641									
<b>Synchro-Tilter, Mesh Back and Seat</b> Unit weight: 42 LB   19.1 KG Carton weight: 51 LB   23.13 KG Carton volume: 10.5 FT³   0.29 MT³	OVERALL DIMENSIONS			SEAT DIMENSIONS			BACK DIMENSIONS			
	W D H			W D H			W H			
	IN 26	26.5	39.5	20	18.5	16.5-21.5	19.5	20.5		
	MM 660	673	1003	508	470	419-546	495	521		
Ergonomic features: A, B, C, D, H, L, M	RTA 2			courier		1 per carton		FACTORY TESTED ASSEMBLED COMPOS TESTE MONTÉ		CERTIFIED

DESCRIPTION	MODEL# / FEATURES																																																
 <b>Multi-Tilter, Mesh Back and Seat</b> Unit weight: 47 LB   21.4 KG Carton weight: 56 LB   25.4 KG Carton volume: 10.5 FT³   0.29 MT³	List price																																																
	<b>MVL2823</b> Black mesh																																																
	690																																																
	<table><tr><th colspan="4">OVERALL DIMENSIONS</th><th colspan="3">SEAT DIMENSIONS</th><th colspan="3">BACK DIMENSIONS</th></tr><tr><th></th><th>W</th><th>D</th><th>H</th><th>W</th><th>D</th><th>H</th><th>W</th><th colspan="2">H</th></tr><tr><td>IN</td><td>26</td><td>27</td><td>39.5</td><td>20</td><td>18.5</td><td>17.5-22.5</td><td>19.5</td><td colspan="2">20</td></tr><tr><td>MM</td><td>660</td><td>686</td><td>1003</td><td>508</td><td>470</td><td>445-572</td><td>495</td><td colspan="2">508</td></tr></table>										OVERALL DIMENSIONS				SEAT DIMENSIONS			BACK DIMENSIONS				W	D	H	W	D	H	W	H		IN	26	27	39.5	20	18.5	17.5-22.5	19.5	20		MM	660	686	1003	508	470	445-572	495	508
OVERALL DIMENSIONS				SEAT DIMENSIONS			BACK DIMENSIONS																																										
	W	D	H	W	D	H	W	H																																									
IN	26	27	39.5	20	18.5	17.5-22.5	19.5	20																																									
MM	660	686	1003	508	470	445-572	495	508																																									
Ergonomic features: A, B, C, D, F, G, H, M, S <div><div>RTA 2</div><div>1 per carton</div><div></div></div>																																																	
 <b>Tilter, Mesh Back and Seat</b> Unit weight: 40 LB   18.2 KG Carton weight: 49 LB   22.23 KG Carton volume: 10.5 FT³   0.29 MT³	List price																																																
	<b>MVL2824</b> Black mesh																																																
	616																																																
	<table><tr><th colspan="4">OVERALL DIMENSIONS</th><th colspan="3">SEAT DIMENSIONS</th><th colspan="3">BACK DIMENSIONS</th></tr><tr><th></th><th>W</th><th>D</th><th>H</th><th>W</th><th>D</th><th>H</th><th>W</th><td colspan="2">H</td></tr><tr><td>IN</td><td>26</td><td>26.5</td><td>38.5</td><td>20</td><td>18.5</td><td>16.5-21.5</td><td>19.5</td><td colspan="2">20.5</td></tr><tr><td>MM</td><td>660</td><td>673</td><td>978</td><td>508</td><td>470</td><td>419-546</td><td>495</td><td colspan="2">521</td></tr></table>										OVERALL DIMENSIONS				SEAT DIMENSIONS			BACK DIMENSIONS				W	D	H	W	D	H	W	H		IN	26	26.5	38.5	20	18.5	16.5-21.5	19.5	20.5		MM	660	673	978	508	470	419-546	495	521
OVERALL DIMENSIONS				SEAT DIMENSIONS			BACK DIMENSIONS																																										
	W	D	H	W	D	H	W	H																																									
IN	26	26.5	38.5	20	18.5	16.5-21.5	19.5	20.5																																									
MM	660	673	978	508	470	419-546	495	521																																									
Ergonomic features: A, B, C, D, E, H, M, S <div><div>RTA 2</div><div>1 per carton</div><div></div></div>																																																	
 <b>Task, Mesh Back and Seat</b> Unit weight: 32 LB   14.5 KG Carton weight: 41 LB   18.6 KG Carton volume: 10.5 FT³   0.29 MT³	List price																																																
	<b>MVL2826</b> Black mesh																																																
	572																																																
	<table><tr><th colspan="4">OVERALL DIMENSIONS</th><th colspan="3">SEAT DIMENSIONS</th><th colspan="3">BACK DIMENSIONS</th></tr><tr><th></th><th>W</th><th>D</th><th>H</th><th>W</th><th>D</th><th>H</th><th>W</th><td colspan="2">H</td></tr><tr><td>IN</td><td>26</td><td>26.5</td><td>37</td><td>20</td><td>18.5</td><td>16-21</td><td>19.5</td><td colspan="2">20.5</td></tr><tr><td>MM</td><td>660</td><td>673</td><td>940</td><td>508</td><td>470</td><td>406-533</td><td>495</td><td colspan="2">521</td></tr></table>										OVERALL DIMENSIONS				SEAT DIMENSIONS			BACK DIMENSIONS				W	D	H	W	D	H	W	H		IN	26	26.5	37	20	18.5	16-21	19.5	20.5		MM	660	673	940	508	470	406-533	495	521
OVERALL DIMENSIONS				SEAT DIMENSIONS			BACK DIMENSIONS																																										
	W	D	H	W	D	H	W	H																																									
IN	26	26.5	37	20	18.5	16-21	19.5	20.5																																									
MM	660	673	940	508	470	406-533	495	521																																									
Ergonomic features: C, D, E, H, M <div><div>RTA 2</div><div>1 per carton</div><div></div></div>																																																	
 <b>Armless Height Adjustable, Mesh Back and Seat</b> Unit weight: 31 LB   14.1 KG Carton weight: 40 LB   18.14 KG Carton volume: 10.5 FT³   0.29 MT³	List price																																																
	<b>MVL2827</b> Black mesh																																																
	639																																																
	<table><tr><th colspan="4">OVERALL DIMENSIONS</th><th colspan="3">SEAT DIMENSIONS</th><th colspan="3">BACK DIMENSIONS</th></tr><tr><th></th><th>W</th><th>D</th><th>H</th><th>W</th><th>D</th><th>H</th><th>W</th><td colspan="2">H</td></tr><tr><td>IN</td><td>20</td><td>26.5</td><td>48</td><td>20</td><td>18.5</td><td>23-33</td><td>19.5</td><td colspan="2">20.5</td></tr><tr><td>MM</td><td>508</td><td>673</td><td>1219</td><td>508</td><td>470</td><td>584-838</td><td>495</td><td colspan="2">521</td></tr></table>										OVERALL DIMENSIONS				SEAT DIMENSIONS			BACK DIMENSIONS				W	D	H	W	D	H	W	H		IN	20	26.5	48	20	18.5	23-33	19.5	20.5		MM	508	673	1219	508	470	584-838	495	521
OVERALL DIMENSIONS				SEAT DIMENSIONS			BACK DIMENSIONS																																										
	W	D	H	W	D	H	W	H																																									
IN	20	26.5	48	20	18.5	23-33	19.5	20.5																																									
MM	508	673	1219	508	470	584-838	495	521																																									
Ergonomic features: C, D, M <div><div>RTA 2</div><div>1 per carton</div><div></div></div>																																																	
 <b>Height Adjustable w/Arms, Mesh Back and Seat</b> Unit weight: 37 LB   16.8 KG Carton weight: 46 LB   20.87 KG Carton volume: 10.5 FT³   0.29 MT³	List price																																																
	<b>MVL2828</b> Black mesh																																																
	727																																																
	<table><tr><th colspan="4">OVERALL DIMENSIONS</th><th colspan="3">SEAT DIMENSIONS</th><th colspan="3">BACK DIMENSIONS</th></tr><tr><th></th><th>W</th><th>D</th><th>H</th><th>W</th><th>D</th><th>H</th><th>W</th><td colspan="2">H</td></tr><tr><td>IN</td><td>26</td><td>26.5</td><td>48</td><td>20</td><td>18.5</td><td>23-33</td><td>19.5</td><td colspan="2">20.5</td></tr><tr><td>MM</td><td>660</td><td>673</td><td>1219</td><td>508</td><td>470</td><td>584-838</td><td>495</td><td colspan="2">521</td></tr></table>										OVERALL DIMENSIONS				SEAT DIMENSIONS			BACK DIMENSIONS				W	D	H	W	D	H	W	H		IN	26	26.5	48	20	18.5	23-33	19.5	20.5		MM	660	673	1219	508	470	584-838	495	521
OVERALL DIMENSIONS				SEAT DIMENSIONS			BACK DIMENSIONS																																										
	W	D	H	W	D	H	W	H																																									
IN	26	26.5	48	20	18.5	23-33	19.5	20.5																																									
MM	660	673	1219	508	470	584-838	495	521																																									
Ergonomic features: C, D, H, M <div><div>RTA 2</div><div>1 per carton</div><div></div></div>																																																	

DESCRIPTION		MODEL# / FEATURES																																
	List price																																	
	MVL2831	369																																
	Luxhide bonded leather or fabric (previously MVL2831F)																																	
	<table><tr><th colspan="3">OVERALL DIMENSIONS</th><th colspan="3">SEAT DIMENSIONS</th><th colspan="2">BACK DIMENSIONS</th></tr><tr><th>W</th><th>D</th><th>H</th><th>W</th><th>D</th><th>H</th><th>W</th><th>H</th></tr><tr><td>IN 20</td><td>24</td><td>34.5</td><td>19.5</td><td>18</td><td>17.5</td><td>19</td><td>17</td></tr><tr><td>MM 508</td><td>610</td><td>876</td><td>495</td><td>457</td><td>445</td><td>483</td><td>432</td></tr></table>		OVERALL DIMENSIONS			SEAT DIMENSIONS			BACK DIMENSIONS		W	D	H	W	D	H	W	H	IN 20	24	34.5	19.5	18	17.5	19	17	MM 508	610	876	495	457	445	483	432
	OVERALL DIMENSIONS			SEAT DIMENSIONS			BACK DIMENSIONS																											
W	D	H	W	D	H	W	H																											
IN 20	24	34.5	19.5	18	17.5	19	17																											
MM 508	610	876	495	457	445	483	432																											
Armless Guest Chair, Mesh Back and Uph Seat Unit weight: 19 LB   8.6 KG Carton weight: 25 LB   11.34 KG Carton volume: 13 FT³   0.36 MT³	Stacks 5 high.  Ergonomic features: M, N	<div>RTA 00</div> <div>1 per carton</div> <div>CANADA GREENWAVE</div> <div>CERTIFIED</div>																																
	List price																																	
	MVL2831C	453																																
	Luxhide bonded leather or fabric (previously MVL2831CF)																																	
	<table><tr><th colspan="3">OVERALL DIMENSIONS</th><th colspan="3">SEAT DIMENSIONS</th><th colspan="2">BACK DIMENSIONS</th></tr><tr><th>W</th><th>D</th><th>H</th><th>W</th><th>D</th><th>H</th><th>W</th><th>H</th></tr><tr><td>IN 20</td><td>24</td><td>34.5</td><td>19.5</td><td>18</td><td>17.5</td><td>19</td><td>17</td></tr><tr><td>MM 508</td><td>610</td><td>876</td><td>495</td><td>457</td><td>445</td><td>483</td><td>432</td></tr></table>		OVERALL DIMENSIONS			SEAT DIMENSIONS			BACK DIMENSIONS		W	D	H	W	D	H	W	H	IN 20	24	34.5	19.5	18	17.5	19	17	MM 508	610	876	495	457	445	483	432
	OVERALL DIMENSIONS			SEAT DIMENSIONS			BACK DIMENSIONS																											
W	D	H	W	D	H	W	H																											
IN 20	24	34.5	19.5	18	17.5	19	17																											
MM 508	610	876	495	457	445	483	432																											
Armless Guest Chair w/Casters, Mesh Back and Uph Seat Unit weight: 19 LB   8.6 KG Carton weight: 25 LB   11.34 KG Carton volume: 13 FT³   0.36 MT³	Ergonomic features: M, N	<div>RTA 00</div> <div>1 per carton</div> <div>CANADA GREENWAVE</div> <div>CERTIFIED</div>																																
	List price																																	
	MVL2832	438																																
	Luxhide bonded leather or fabric (previously MVL2832F)																																	
	<table><tr><th colspan="3">OVERALL DIMENSIONS</th><th colspan="3">SEAT DIMENSIONS</th><th colspan="2">BACK DIMENSIONS</th></tr><tr><th>W</th><th>D</th><th>H</th><th>W</th><th>D</th><th>H</th><th>W</th><th>H</th></tr><tr><td>IN 20</td><td>24</td><td>34.5</td><td>19.5</td><td>18</td><td>17.5</td><td>19</td><td>17</td></tr><tr><td>MM 508</td><td>610</td><td>876</td><td>495</td><td>457</td><td>445</td><td>483</td><td>432</td></tr></table>		OVERALL DIMENSIONS			SEAT DIMENSIONS			BACK DIMENSIONS		W	D	H	W	D	H	W	H	IN 20	24	34.5	19.5	18	17.5	19	17	MM 508	610	876	495	457	445	483	432
	OVERALL DIMENSIONS			SEAT DIMENSIONS			BACK DIMENSIONS																											
W	D	H	W	D	H	W	H																											
IN 20	24	34.5	19.5	18	17.5	19	17																											
MM 508	610	876	495	457	445	483	432																											
Armless Guest Chair, Uph Back and Seat Unit weight: 20 LB   9.1 KG Carton weight: 26 LB   11.79 KG Carton volume: 13 FT³   0.36 MT³	Stacks 5 high.  Back exterior upholstered in Jenny, Ebony (JN02).  Ergonomic features: M, N	<div>RTA 00</div> <div>1 per carton</div> <div>CANADA GREENWAVE</div> <div>CERTIFIED</div>																																
	List price																																	
	MVL2832C	517																																
	Luxhide bonded leather or fabric (previously MVL2832CF)																																	
	<table><tr><th colspan="3">OVERALL DIMENSIONS</th><th colspan="3">SEAT DIMENSIONS</th><th colspan="2">BACK DIMENSIONS</th></tr><tr><th>W</th><th>D</th><th>H</th><th>W</th><th>D</th><th>H</th><th>W</th><th>H</th></tr><tr><td>IN 20</td><td>24</td><td>34.5</td><td>19.5</td><td>18</td><td>17.5</td><td>19</td><td>17</td></tr><tr><td>MM 508</td><td>610</td><td>876</td><td>495</td><td>457</td><td>445</td><td>483</td><td>432</td></tr></table>		OVERALL DIMENSIONS			SEAT DIMENSIONS			BACK DIMENSIONS		W	D	H	W	D	H	W	H	IN 20	24	34.5	19.5	18	17.5	19	17	MM 508	610	876	495	457	445	483	432
	OVERALL DIMENSIONS			SEAT DIMENSIONS			BACK DIMENSIONS																											
W	D	H	W	D	H	W	H																											
IN 20	24	34.5	19.5	18	17.5	19	17																											
MM 508	610	876	495	457	445	483	432																											
Armless Guest Chair w/Casters, Uph Back and Seat Unit weight: 20 LB   9.1 KG Carton weight: 26 LB   11.79 KG Carton volume: 13 FT³   0.36 MT³	Back exterior upholstered in Jenny, Ebony (JN02).  Ergonomic features: M, N	<div>RTA 00</div> <div>1 per carton</div> <div>CANADA GREENWAVE</div> <div>CERTIFIED</div>																																

JAVA



model OTG10902

STANDARD FEATURES


- Tilter chair with durable rear shroud.
- Flared fixed loop arms.
- Black frame and Black spider base.
- Dual wheel carpet casters (C65) are standard.
- Only available in Black mesh fabric (MS20) seat with contrasting Grey mesh back.
- Compliant with the emissions guidelines set by the GREENGUARD Environmental Institute.

CHAIR ADJUSTMENTS

- Center tilt with upright position tilt lock.
- Tilt tension adjustment.
- Pneumatic seat height adjustment.

OPTIONAL FEATURES

- Hard surface flooring casters (**C65R**) can be purchased separately. Add \$80/set.

DESCRIPTION		MODEL# / FEATURES	
	List price		
	OTG10902	301	
	OVERALL DIMENSIONS		SEAT DIMENSIONS
	W D H		W D H
	IN 24 23 39 MM 610 584 991		19.5 17 17-21 495 432 432-533
High Back Tilter		BACK DIMENSIONS	
Unit weight: 23 LB   10.5 KG		W H	
Carton weight: 28 LB   12.7 KG		18 20	
Carton volume: 3.4 FT³   0.09 MT³		457 508	
Ergonomic features: A, B, C, M, N, S		RTA 6 courier 1 per carton	



KAYSEE Coming December 2020



model OTG12112B

- STANDARD FEATURES**

  - Mesh high back tilter chair.
  - Standard with height adjustable T-arms with self-skinned urethane (SSU) armcaps.
  - Black base with dual wheel carpet casters (C1) are standard.
  - Only available with Black Luxhide bonded leather seat and Black mesh back.
  - Compliant with the emissions guidelines set by the GREENGUARD Environmental Institute.
- CHAIR ADJUSTMENTS**

  - Center tilt with upright position tilt lock.
  - Tilt tension adjustment.
  - Height adjustable flexible lumbar support.
  - Pneumatic seat height adjustment.
- OPTIONAL FEATURES**

  - Hard surface flooring casters (**C9R**) can be purchased separately. Add \$80/set.

DESCRIPTION

MODEL# / FEATURES



**High Back Tilter**  
Unit weight: 34 LB | 15.5 KG  
Carton weight: 40 LB | 18.14 KG  
Carton volume: 4.1 FT³ | 0.11 MT³

Ergonomic features:  
A, B, C, D, H, L, M, N

List price								
OTG12112B		385						
OVERALL DIMENSIONS			SEAT DIMENSIONS			BACK DIMENSIONS		
	W	D	H	W	D	H	W	H
IN	25	24	41	20	18	16.5-20.5	18	22
MM	635	610	1041	508	457	419-521	457	559
		RTA 8		courier		1 per carton		
						GREENGUARD		

KAZAN



model OTG11670B

- STANDARD FEATURES**

  - Unique design by Zooey Chu.
  - Comfortable multi-segmented cushions with deep padding.
  - Double needle decorative stitch details.
  - Fully upholstered arms.
  - Dual wheel carpet casters (C65) are standard
  - Seating surfaces are upholstered in Black Luxhide bonded leather.
  - Compliant with the emissions guidelines set by the GREENGUARD Environmental Institute.
- CHAIR ADJUSTMENTS**

  - Center tilt with upright position tilt lock.
  - Tilt tension adjustment.
  - Pneumatic seat height adjustment.
- OPTIONAL FEATURES**

  - Hard surface flooring casters (**C65R**) can be purchased separately. Add \$80/set.

DESCRIPTION

MODEL# / FEATURES



**High Back Tilter**  
Unit weight: 54 LB | 24.5 KG  
Carton weight: 60 LB | 27.22 KG  
Carton volume: 8 FT³ | 0.22 MT³

Ergonomic features:  
A, B, C, M, N, S

List price								
OTG11670B		589						
OVERALL DIMENSIONS			SEAT DIMENSIONS			BACK DIMENSIONS		
	W	D	H	W	D	H	W	H
IN	25.5	29.5	46	21.5	20	17-21	17.5	27.5
MM	648	749	1168	546	508	432-533	445	699
		RTA 8		courier		1 per carton		
						GREENGUARD		

KENO



model OTG11657B

STANDARD FEATURES



- Mesh back manager's tilter chair.
- Contoured back with internal lumbar strap provides excellent support.
- Chrome steel base with dual wheel carpet casters (C65) is standard.
- Chrome steel arms with removable armcaps.
- Only available in Black mesh fabric (MS20) seat with Black mesh back.
- Compliant with the emissions guidelines set by the GREENGUARD Environmental Institute.

CHAIR ADJUSTMENTS

- Center tilt with upright position tilt lock.
- Tilt tension adjustment.
- Pneumatic seat height adjustment.

OPTIONAL FEATURES

- Hard surface flooring casters (**C65R**) can be purchased separately. Add \$80/set.

DESCRIPTION		MODEL# / FEATURES									
		List price									
	OTG11657B	497									
<b>Tilter, Mesh Back</b> Unit weight: 35 LB   15.9 KG Carton weight: 40 LB   18.14 KG Carton volume: 3.9 FT³   0.11 MT³				<b>OVERALL DIMENSIONS</b>			<b>SEAT DIMENSIONS</b>			<b>BACK DIMENSIONS</b>	
			<b>W</b>	<b>D</b>	<b>H</b>	<b>W</b>	<b>D</b>	<b>H</b>	<b>W</b>	<b>H</b>	
		IN	24	23.5	41	20	17.5	16.5-20.5	19	21.5	
		MM	610	597	1041	508	445	419-521	483	546	
Ergonomic features: A, B, C, M, N, S		RTA 8		courier		1 per carton					

LITE-LIFT



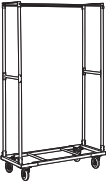



model OTG11674

STANDARD FEATURES

- Multi-purpose folding chair.
- Lightweight, durable, portable and easy to clean.
- Folds flat for compact storage.
- Molded plastic seat and back in Oyster Grey only.
- Strong steel frame in Charcoal color with epoxy coating.
- Stackable up to 25 high on dolly (MVL2776).
- Shipped fully assembled.

For complementary Lite-Lift folding tables, see page 122.

DESCRIPTION		MODEL# / FEATURES										
		List price										
	OTG11674	387										
<b>Armless Folding Chairs - Set of 4</b> Unit weight: 12 LB   5.5 KG Carton weight: 54 LB   24.49 KG Carton volume: 5.23 FT³   0.14 MT³				OVERALL DIMENSIONS			SEAT DIMENSIONS			BACK DIMENSIONS		
				W	D	H	W	D	H	W	H	
				IN	19	22	33.5	16	17	17.5	18.5	17
				MM	483	559	851	406	432	445	470	432
				RTA 00				1 carton (pricing is for the set, specifications are for one chair)				
		List price										
	MVL2776	402										
<b>Dolly</b> Unit weight: 43 LB   19.5 KG Carton weight: 48 LB   21.77 KG Carton volume: 3.08 FT³   0.08 MT³				OVERALL DIMENSIONS			SEAT DIMENSIONS			BACK DIMENSIONS		
				W	D	H	W	D	H	W	H	
				IN	18.5	43.5	74.75	-	-	-	-	-
				MM	470	1105	1899	-	-	-	-	-
				RTA 8				1 per carton				

## LOCATE



**Sample layout**  
Five single seat units, two end arms, one table bridge and one corner table







**Sample layout**  
Five single bench units, one table bridge and one corner table


## STANDARD FEATURES

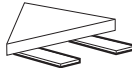



- Locate is a modular seating series that is easy to configure, durable and ideal for linear and corner spaces.
- Modular non-handed linking components, can be reconfigured to suit your space.
- Cushions are fully upholstered and mounted on welded steel sled bases.
- Can be upholstered in all Global grade 1 seating textiles or in Luxhide bonded leather (see page 135).
- Tables are made from 45 lb. density particle board covered with thermally fused laminate on both sides.
- Tables are available in all Ionic finishes (see page 136).
- Most units can be ganged together with connecting brackets. Connecting brackets are not included with all models (see model description for details).
- Compliant with the emissions guidelines set by the GREENGUARD Environmental Institute.

## OPTIONAL FEATURES

- Welded steel sled base and posts are available in Black (**BLK**) or Tungsten (**TUN**) finish, please specify. No upcharge.
- For Chrome finish frame on single seats, please specify (**CHM**). Add \$56.
- For Chrome finish frame on tables or benches, please specify (**CHM**). Add \$34.

DESCRIPTION	MODEL# / FEATURES																																	
 <b>Single Seat</b> Unit weight: 29 LB   13.2 KG Carton weight: 39 LB   17.69 KG Carton volume: 16.5 FT³   0.46 MT³	List price																																	
	MVL5001NA	517																																
	<table><tr><th colspan="3">OVERALL DIMENSIONS</th><th colspan="3">SEAT DIMENSIONS</th><th colspan="2">BACK DIMENSIONS</th></tr><tr><th>W</th><th>D</th><th>H</th><th>W</th><th>D</th><th>H</th><th>W</th><th>H</th></tr><tr><td>IN 25</td><td>29</td><td>30.5</td><td>25</td><td>19</td><td>17.5</td><td>25</td><td>13</td></tr><tr><td>MM 635</td><td>737</td><td>775</td><td>635</td><td>483</td><td>445</td><td>635</td><td>330</td></tr></table>		OVERALL DIMENSIONS			SEAT DIMENSIONS			BACK DIMENSIONS		W	D	H	W	D	H	W	H	IN 25	29	30.5	25	19	17.5	25	13	MM 635	737	775	635	483	445	635	330
	OVERALL DIMENSIONS			SEAT DIMENSIONS			BACK DIMENSIONS																											
	W	D	H	W	D	H	W	H																										
IN 25	29	30.5	25	19	17.5	25	13																											
MM 635	737	775	635	483	445	635	330																											
Connecting brackets not included.																																		
<div>RTA 001 per cartonCANADACERTIFIEDGREENGUARD</div>																																		
 <b>End Arm (Single)</b> Unit weight: 7 LB   3.2 KG Carton weight: 9 LB   4.08 KG Carton volume: 1.1 FT³   0.03 MT³	List price																																	
	MVL5002	164																																
	<table><tr><th colspan="3">OVERALL DIMENSIONS</th><th colspan="3">SEAT DIMENSIONS</th><th colspan="2">BACK DIMENSIONS</th></tr><tr><th>W</th><th>D</th><th>H</th><th>W</th><th>D</th><th>H</th><th>W</th><th>H</th></tr><tr><td>IN 3</td><td>18.5</td><td>9</td><td>-</td><td>-</td><td>-</td><td>-</td><td>-</td></tr><tr><td>MM 76</td><td>470</td><td>229</td><td>-</td><td>-</td><td>-</td><td>-</td><td>-</td></tr></table>		OVERALL DIMENSIONS			SEAT DIMENSIONS			BACK DIMENSIONS		W	D	H	W	D	H	W	H	IN 3	18.5	9	-	-	-	-	-	MM 76	470	229	-	-	-	-	-
	OVERALL DIMENSIONS			SEAT DIMENSIONS			BACK DIMENSIONS																											
	W	D	H	W	D	H	W	H																										
IN 3	18.5	9	-	-	-	-	-																											
MM 76	470	229	-	-	-	-	-																											
Can be used on left or right side.																																		
Connecting brackets included. Dimensions do not include the connecting brackets.																																		
<div>RTA 00courier1 per cartonCANADACERTIFIEDGREENGUARD</div>																																		
 <b>Center Arm (Single)</b> Unit weight: 7 LB   3.2 KG Carton weight: 18 LB   8.16 KG Carton volume: 1.6 FT³   0.04 MT³	List price																																	
	MVL5002C	164																																
	<table><tr><th colspan="3">OVERALL DIMENSIONS</th><th colspan="3">SEAT DIMENSIONS</th><th colspan="2">BACK DIMENSIONS</th></tr><tr><th>W</th><th>D</th><th>H</th><th>W</th><th>D</th><th>H</th><th>W</th><th>H</th></tr><tr><td>IN 3</td><td>18.5</td><td>9</td><td>-</td><td>-</td><td>-</td><td>-</td><td>-</td></tr><tr><td>MM 76</td><td>470</td><td>229</td><td>-</td><td>-</td><td>-</td><td>-</td><td>-</td></tr></table>		OVERALL DIMENSIONS			SEAT DIMENSIONS			BACK DIMENSIONS		W	D	H	W	D	H	W	H	IN 3	18.5	9	-	-	-	-	-	MM 76	470	229	-	-	-	-	-
	OVERALL DIMENSIONS			SEAT DIMENSIONS			BACK DIMENSIONS																											
	W	D	H	W	D	H	W	H																										
IN 3	18.5	9	-	-	-	-	-																											
MM 76	470	229	-	-	-	-	-																											
For use in between single seat and bench units.																																		
Connecting brackets included. Dimensions do not include the connecting brackets.																																		
<div>RTA 00courier1 per cartonCANADACERTIFIEDGREENGUARD</div>																																		
 <b>Cushion Bridge</b> Unit weight: 14 LB   6.4 KG Carton weight: 18 LB   8.16 KG Carton volume: 2.6 FT³   0.07 MT³	List price																																	
	MVL5003	197																																
	<table><tr><th colspan="3">OVERALL DIMENSIONS</th><th colspan="3">SEAT DIMENSIONS</th><th colspan="2">BACK DIMENSIONS</th></tr><tr><th>W</th><th>D</th><th>H</th><th>W</th><th>D</th><th>H</th><th>W</th><th>H</th></tr><tr><td>IN 35</td><td>22.5</td><td>3.5</td><td>-</td><td>-</td><td>-</td><td>-</td><td>-</td></tr><tr><td>MM 889</td><td>572</td><td>89</td><td>-</td><td>-</td><td>-</td><td>-</td><td>-</td></tr></table>		OVERALL DIMENSIONS			SEAT DIMENSIONS			BACK DIMENSIONS		W	D	H	W	D	H	W	H	IN 35	22.5	3.5	-	-	-	-	-	MM 889	572	89	-	-	-	-	-
	OVERALL DIMENSIONS			SEAT DIMENSIONS			BACK DIMENSIONS																											
	W	D	H	W	D	H	W	H																										
IN 35	22.5	3.5	-	-	-	-	-																											
MM 889	572	89	-	-	-	-	-																											
Connects single seat and bench units.																																		
Connecting brackets included. Dimensions do not include the connecting brackets.																																		
<div>RTA 2courier1 per cartonCANADACERTIFIEDGREENGUARD</div>																																		

DESCRIPTION		MODEL# / FEATURES								
		List price								
		MVL5004	330							
 <b>Single Bench</b> Unit weight: 19 LB   8.6 KG Carton weight: 25 LB   11.34 KG Carton volume: 8.5 FT³   0.24 MT³	Connecting brackets not included.	OVERALL DIMENSIONS			SEAT DIMENSIONS			BACK DIMENSIONS		
		W	D	H	W	D	H	W	H	
		IN 25	23	17.5	25	23	17.5	-	-	
		MM 635	584	445	635	584	445	-	-	
		RTA 00		courier	1 per carton	CANADA CERTIFIED	CERTIFIED			
				List price						
		MVL5005	186							
<td rowspan="6">Connecting brackets included.</td> <td colspan="3">OVERALL DIMENSIONS</td> <td colspan="3">SEAT DIMENSIONS</td> <td colspan="2">BACK DIMENSIONS</td>	Connecting brackets included.	OVERALL DIMENSIONS			SEAT DIMENSIONS			BACK DIMENSIONS		
		W	D	H	W	D	H	W	H	
		IN 24	21	1	-	-	-	-	-	
		MM 610	533	25	-	-	-	-	-	
		RTA 8			1 per carton	CANADA CERTIFIED	CERTIFIED			
				List price						
		MVL5006	164							
<td rowspan="6">Connecting brackets included.</td> <td colspan="3">OVERALL DIMENSIONS</td> <td colspan="3">SEAT DIMENSIONS</td> <td colspan="2">BACK DIMENSIONS</td>	Connecting brackets included.	OVERALL DIMENSIONS			SEAT DIMENSIONS			BACK DIMENSIONS		
		W	D	H	W	D	H	W	H	
		IN 14	21	1	-	-	-	-	-	
		MM 356	533	25	-	-	-	-	-	
		RTA 8			1 per carton	CANADA CERTIFIED	CERTIFIED			
				List price						
		MVL5007	274							
<td rowspan="6">Connecting brackets not included.</td> <td colspan="3">OVERALL DIMENSIONS</td> <td colspan="3">SEAT DIMENSIONS</td> <td colspan="2">BACK DIMENSIONS</td>	Connecting brackets not included.	OVERALL DIMENSIONS			SEAT DIMENSIONS			BACK DIMENSIONS		
		W	D	H	W	D	H	W	H	
		IN 24	21	15	-	-	-	-	-	
		MM 610	533	381	-	-	-	-	-	
		RTA 00			1 per carton	CANADA CERTIFIED	CERTIFIED			
				List price						
		MVL5008	307							
	Monopost and connecting brackets included. <i>Dimensions do not include the connecting brackets.</i>	OVERALL DIMENSIONS			SEAT DIMENSIONS			BACK DIMENSIONS		
		W	D	H	W	D	H	W	H	
		IN 23.5	23.5	14.5	-	-	-	-	-	
		MM 597	597	368	-	-	-	-	-	
		RTA 8			1 per carton	CANADA CERTIFIED	CERTIFIED			
				List price						
		MVL5009	307							
	Monopost and connecting brackets included. <i>Dimensions do not include the connecting brackets.</i>	OVERALL DIMENSIONS			SEAT DIMENSIONS			BACK DIMENSIONS		
		W	D	H	W	D	H	W	H	
		IN 23.5	23.5	14.5	-	-	-	-	-	
		MM 597	597	368	-	-	-	-	-	
		RTA 8			1 per carton	CANADA CERTIFIED	CERTIFIED			
				List price						

DESCRIPTION		MODEL# / FEATURES								
		List price								
		MVL5011	39							
 <b>Connecting Brackets (pair)</b> Unit weight: 1.5 LB   0.7 KG Carton weight: 3.5 LB   1.59 KG Carton volume: 0.1 FT³   0.003 MT³	Joins single seat and bench units.	OVERALL DIMENSIONS			SEAT DIMENSIONS			BACK DIMENSIONS		
		W	D	H	W	D	H	W	H	
		IN	2.25	10	0.12	-	-	-	-	-
		MM	57	254	3	-	-	-	-	-
		RTA 00			1 per carton					

## M-TASK



model MVL2911



model MVL2914

## STANDARD FEATURES

- Full function ergonomic seating. Canadian made.
- Slim profile with highly contoured back and waterfall seat front.
- Available with two different mechanism options: synchro-tilter and multi-tilter.
- Standard with height and width adjustable T-arms with durable self-skinned urethane (SSU) armcaps.
- Dual wheel carpet casters (C1) are standard.
- MVL2912 and MVL2914 feature a height and angle adjustable headrest.
- Seating surfaces can be upholstered in Luxhide bonded leather (various colors) or in all Global grade 1 seating textiles (see page 135).
- Compliant with the emissions guidelines set by the GREENGUARD Environmental Institute.

## CHAIR ADJUSTMENTS

- **Synchro-tilter chairs**
  - Synchro tilt with multi-position tilt lock.
  - Tilt tension adjustment.
  - Ratchet back height adjustment.
  - Pneumatic seat height adjustment.
- **Multi-tilter chairs**
  - Center tilt with infinite position tilt lock.
  - Tilt tension adjustment.
  - Independent back and seat angle adjustment.
  - Forward seat angle adjustment.
  - Ratchet back height adjustment.
  - Sliding seat depth adjustment.
  - Pneumatic seat height adjustment.

## OPTIONAL FEATURES

- For hard surface flooring casters, please specify **(C9R)**. Add \$17/set.

## ALTERNATE TEXTILE OPTIONS

- Graded-in and GPM textiles are available with a minimum of 10 units purchased. Contact Customer Service for further details.

## DESCRIPTION

## MODEL# / FEATURES

**High Back Synchro-Tilter**

Unit weight: 44 LB | 20 KG  
 Carton weight: 56 LB | 25.4 KG  
 Carton volume: 10.5 FT³ | 0.29 MT³

## List price

**MVL2911**  
 Luxhide bonded leather  
 or fabric (previously MVL2911F)

594!

## OVERALL DIMENSIONS

	W	D	H
IN	25	23	40.5
MM	635	584	1029

## SEAT DIMENSIONS

	W	D	H
IN	20.5	17.5	16.5-21.5
MM	521	445	419-546

## BACK DIMENSIONS

	W	H
IN	19	22
MM	483	559

Ergonomic features:  
 A, B, C, D, H, L, M, N, Q

RTA 2



1 per carton

**Executive Back Synchro-Tilter w/Adj. Headrest**

Unit weight: 49 LB | 22.3 KG  
 Carton weight: 62 LB | 28.12 KG  
 Carton volume: 11 FT³ | 0.31 MT³

## List price

**MVL2912**  
 Luxhide bonded leather  
 or fabric (previously MVL2912F)

679!

## OVERALL DIMENSIONS

	W	D	H
IN	25	23	48
MM	635	584	1219

## SEAT DIMENSIONS

	W	D	H
IN	20.5	17.5	16.5-21.5
MM	521	445	419-546

## BACK DIMENSIONS

	W	H
IN	19	29
MM	483	737

Ergonomic features:  
 A, B, C, D, H, L, M, N, Q

RTA 2



1 per carton

**High Back Multi-Tilter**

Unit weight: 50 LB | 22.7 KG  
 Carton weight: 62 LB | 28.12 KG  
 Carton volume: 10.5 FT³ | 0.29 MT³

## List price

**MVL2913**  
 Luxhide bonded leather  
 or fabric (previously MVL2913F)

618

## OVERALL DIMENSIONS

	W	D	H
IN	25	24	41
MM	635	610	1041

## SEAT DIMENSIONS

	W	D	H
IN	20.5	18	17-22
MM	521	457	432-559

## BACK DIMENSIONS

	W	H
IN	19	22
MM	483	559




Ergonomic features:  
 A, B, C, D, E, F, G, H, M, N, Q, S

RTA 2



1 per carton



DESCRIPTION	MODEL# / FEATURES										
	List price										
	MVL2914		705								
	Luxhide bonded leather or fabric (previously MVL2914F)										
<b>Executive Back Multi-Tilter w/Adj. Headrest</b> Unit weight: 51 LB   23.2 KG Carton weight: 63 LB   28.58 KG Carton volume: 11 FT³   0.31 MT³		OVERALL DIMENSIONS			SEAT DIMENSIONS			BACK DIMENSIONS			
		W		D	H	W		D	H	W	H
		IN 25	24	48	20.5	18	17-22	19	29		
		MM 635	610	1219	521	457	432-559	483	737		
		Ergonomic features:									
		A, B, C, D, E, F, G, H, M, N, Q, S		RTA 2		courier		1 per carton		 	



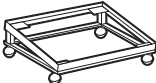
## MINTO



model MVL2747

## STANDARD FEATURES

- Multi-purpose stacking chairs. Canadian made.
- Fully upholstered seat and back.
- Four-legged round steel tube frame.
- Armchair has polypropylene armcaps.
- Stackable up to 5 high on floor or on optional dolly (MVL2749).
- Can be upholstered in all Global grade 1 seating textiles with the exception of Luxhide (see page 135).
- Compliant with the emissions guidelines set by the GREENGUARD Environmental Institute.
- Shipped fully assembled.

DESCRIPTION	MODEL# / FEATURES									
	List price									
	MVL2747210									
	Stacks 5 high.									
	Ergonomic features: M, N									
	2 per carton (pricing and specifications are for one chair)									
<div><div>RTA 00</div><div>CANADA CERTIFIED</div><div>GREENGUARD</div></div>										
	List price									
	MVL2748164									
	Stacks 5 high.									
	Ergonomic features: M, N									
	2 per carton (pricing and specifications are for one chair)									
<div><div>RTA 00</div><div>courier</div><div>CANADA CERTIFIED</div><div>GREENGUARD</div></div>										
	List price									
	MVL2749228									
	Black steel frame on 2" casters.									
	Accommodates MVL2747 and MVL2748 chairs, up to 5 high.									
	1 per carton									
<div><div>RTA 1</div><div>courier</div><div>CANADA CERTIFIED</div><div>GREENGUARD</div></div>										
<div><div>Low Back Stacking Armchair</div><div>Unit weight: 15 LB   6.8 KG</div><div>Carton weight: 18 LB   8.16 KG</div><div>Carton volume: 12.75 FT³   0.36 MT³</div></div>										
<div><div>Armless Low Back Stacking Chair</div><div>Unit weight: 14 LB   6.4 KG</div><div>Carton weight: 17 LB   7.71 KG</div><div>Carton volume: 11.25 FT³   0.31 MT³</div></div>										
<div><div>Dolly</div><div>Unit weight: 13 LB   5.9 KG</div><div>Carton weight: 16 LB   7.26 KG</div><div>Carton volume: 3.8 FT³   0.1 MT³</div></div>										





**NEMO**



model OTG11921J

## STANDARD FEATURES

- Breathable striped mesh back.
- Standard with height adjustable T-arms with self-skinned urethane (SSU) armcaps.
- Suffer resistant arched base.
- Dual wheel carpet casters (C1) are standard.
- Only available in Jenny, Ebony (JN02) with coordinating Black mesh back.
- Compliant with the emissions guidelines set by the GREENGUARD Environmental Institute.

## CHAIR ADJUSTMENTS

- Center tilt with upright position tilt lock.
- Tilt tension adjustment.
- Pneumatic seat height adjustment.

## OPTIONAL FEATURES

- Hard surface flooring casters (**C9R**) can be purchased separately. Add \$80/set.

<

## NEWCASTLE



model OTG11782B

## STANDARD FEATURES


- A distinguished management and boardroom tilter chair.
- Fixed durable nylon arms with upholstered armcaps.
- Dual wheel carpet casters (C65) are standard.
- Seating surfaces are upholstered in Black Luxhide bonded leather.
- Compliant with the emissions guidelines set by the GREENGUARD Environmental Institute.

## CHAIR ADJUSTMENTS

- Center tilt with upright position tilt lock.
- Tilt tension adjustment.
- Pneumatic seat height adjustment.

## OPTIONAL FEATURES

- Hard surface flooring casters (**C65R**) can be purchased separately. Add \$80/set.

DESCRIPTION		MODEL# / FEATURES							
 <b>High Back Tilter</b> Unit weight: 34 LB   15.5 KG Carton weight: 40 LB   18.14 KG Carton volume: 5.75 FT³   0.16 MT³									
		List price							
	<b>OTG11782B</b>	416							
		OVERALL DIMENSIONS			SEAT DIMENSIONS			BACK DIMENSIONS	
		W	D	H	W	D	H	W	H
	IN MM	25 635	26 660	46 1168	21 533	18 457	18.5-22.5 470-572	21 533	24 610
	Ergonomic features:	RTA 8			courier	1 per carton			
		A, B, C, M, N, S							

OTTO



model OTG11343B

STANDARD FEATURES

- Value task seating.
- Thick foam cushions and decorative stitch detail.
- Fully upholstered seat and back.
- Dual wheel carpet casters (C65) are standard.
- Only available in Black mesh fabric (MS20).
- Compliant with the emissions guidelines set by the GREENGUARD Environmental Institute.

CHAIR ADJUSTMENTS

- Pneumatic seat height adjustment.

OPTIONAL FEATURES

- Hard surface flooring casters (**C65R**) can be purchased separately. Add \$80/set.

DESCRIPTION

MODEL# / FEATURES



Task Chair

Unit weight: 25 LB | 11.4 KG  
Carton weight: 30 LB | 13.61 KG  
Carton volume: 3.5 FT³ | 0.09 MT³

Ergonomic features:  
C, M, N

		List price						
		240						
		OVERALL DIMENSIONS			SEAT DIMENSIONS			BACK DIMENSIONS
		W	D	H	W	D	H	W H
IN	19	23	37	19	17	18-22	18	17
	MM	483	584	940	483	432	457-559	457 432
		RTA 8			courier			1 per carton

## OVERTIME



model MVL2756

## STANDARD FEATURES

- Canadian made, full function ergonomic chair designed to promote good posture and provide comfort for long-term sitting.
- High comfort seat made from variable density seat foams and a memory foam top.
- Standard with height and width adjustable T-arms with durable self-skinned urethane (SSU) armcaps.
- Dual wheel carpet casters (C65) are standard.
- Seating surfaces can be upholstered in Luxhide bonded leather, in various colors or in all Global grade 1 seating textiles (see page 135).
- Compliant with the emissions guidelines set by the GREENGUARD Environmental Institute.

## CHAIR ADJUSTMENTS

- Multi-tilter mechanism with infinite position tilt lock.
- Infinite position back and seat angle adjustments, including forward tilt.
- Ratchet back height adjustment.
- Pneumatic seat height adjustment.

## OPTIONAL FEATURES

- For hard surface flooring casters, please specify **(C65R)**. Add \$17/set.
- For optional sliding seat depth adjustment, please specify **(MD)**. Add \$27.

## DESCRIPTION



### High Back Multi-Tilter

Unit weight: 58 LB | 26.4 KG  
Carton weight: 63 LB | 28.58 KG  
Carton volume: 10.5 FT³ | 0.29 MT³

## MODEL# / FEATURES

		List price	
<b>MVL2756</b>		543	
Luxhide bonded leather or fabric (previously MVL2756F)			

## OVERTIME 350



model MVL13040

## STANDARD FEATURES

- Canadian made, specifically intended for users of above average height and/or weight, up to 350 lbs. Not intended for average size users.
- High comfort seat made from variable density seat foams and a memory foam top.
- Standard with height and width adjustable T-arms with sliding, rotating and lockable armcaps.
- Width adjustable arm extensions are standard.
- Dual wheel carpet casters (C65) are standard.
- Seating surfaces can be upholstered in Luxhide bonded leather, in various colors or in all Global grade 1 seating textiles (see page 135).
- Compliant with the emissions guidelines set by the GREENGUARD Environmental Institute.

## CHAIR ADJUSTMENTS

- Multi-tilter mechanism with infinite position tilt lock.
- Infinite position back and seat angle adjustments, including forward tilt.
- Ratchet back height adjustment.
- Pneumatic seat height adjustment.
- Seat depth adjustment.

## OPTIONAL FEATURES

- For hard surface flooring casters, please specify **(C65R)**. Add \$17/set.



## DESCRIPTION



### High Back Heavy Duty Multi-Tilter

Unit weight: 62 LB | 28.2 KG  
Carton weight: 68 LB | 30.84 KG  
Carton volume: 15.5 FT³ | 0.43 MT³

## MODEL# / FEATURES

List price								
MVL13040	839							
Luxhide bonded leather or fabric (previously MVL13040F)								
OVERALL DIMENSIONS				SEAT DIMENSIONS			BACK DIMENSIONS	
W		D	H	W	D	H	W	H
IN	26	26	42	21	18-21	19-23	20.5	19.5-23
MM	660	660	1067	533	457-533	483-584	521	495-584
Ergonomic features:			RTA 2			1 per carton		
A, B, C, D, E, F, G, H, M, N, Q, R, S								

OVERTIME 350M *Coming December 2020*



model MVL13090

## STANDARD FEATURES




- Canadian made, specifically intended for users of above average height and/or weight, up to 350 lbs. Not intended for average size users.
- High comfort seat made from Ultracell high density, highly resilient foam.
- Breathable mesh back.
- Standard with height and width adjustable T-arms with sliding, rotating and lockable armcaps.
- Dual wheel carpet casters (C65) are standard.
- Seating surfaces can be upholstered in Luxhide bonded leather, in various colors or in all Global grade 1 seating textiles (see page 135).
- Mesh back available in Charcoal only.
- Compliant with the emissions guidelines set by the GREENGUARD Environmental Institute.

## CHAIR ADJUSTMENTS

- Multi-tilter mechanism with infinite position tilt lock.
- Infinite position back and seat angle adjustments, including forward tilt.
- Adjustable lumbar support.
- Pneumatic seat height adjustment.
- Seat depth adjustment.

## OPTIONAL FEATURES

- For hard surface flooring casters, please specify (C65R). Add \$17/set.

DESCRIPTION		MODEL# / FEATURES									
		List price									
	<b>MVL13090</b>	839									
	Luxhide bonded leather or fabric										
<b>Mesh High Back Heavy Duty Multi-Tilter</b> Unit weight: 54 LB   24.5 KG Carton weight: 66 LB   29.94 KG Carton volume: 11.75 FT³   0.33 MT³		<b>OVERALL DIMENSIONS</b>			<b>SEAT DIMENSIONS</b>			<b>BACK DIMENSIONS</b>			
		<b>W</b>		<b>D</b>	<b>H</b>	<b>W</b>		<b>D</b>	<b>H</b>	<b>W</b>	<b>H</b>
		IN	26.5	23.5	43.5	21	17-20	18-22	20	23.5	
		MM	673	597	1105	533	432-508	457-559	508	597	
		Ergonomic features:		RTA 2		1 per carton		 			
		A, B, C, D, E, F, G, H, M, N, Q, R, S									

OVERTIME 350S    Coming December 2020



model MVL13048

STANDARD FEATURES




- Canadian made, specifically intended for users of above average height and/or weight, up to 350 lbs. Not intended for average size users.
- High comfort seat made from Ultracell high density, highly resilient foam.
- Back features side cut-outs to allow space for holsters or utility belt items.
- Standard with height and width adjustable T-arms with sliding, rotating and lockable armcaps.
- Dual wheel carpet casters (C10) are standard.
- Seating surfaces can be upholstered in Luxhide bonded leather, in various colors or in all Global grade 1 seating textiles (see page 135).
- Compliant with the emissions guidelines set by the GREENGUARD Environmental Institute.




CHAIR ADJUSTMENTS

- Infinite position back and seat angle adjustments, including forward tilt.
- Ratchet back height adjustment.
- Pneumatic seat height adjustment.
- Seat depth adjustment.

OPTIONAL FEATURES

- For hard surface flooring casters, please specify (C10R). Add \$17/set.

DESCRIPTION		MODEL# / FEATURES					
	<b>MVL13048</b> Luxhide bonded leather or fabric	List price					
		839					
		Ergonomic features:					
		A, C, D, E, G, H, M, N, Q, R					
		RTA 2					
		1 per carton					
							
		OVERALL DIMENSIONS		SEAT DIMENSIONS		BACK DIMENSIONS	
		W D H		W D H		W H	
		IN 27.5 25 41		22 18.5-21.5 18.5-22.5		21 19.5-22	
		MM 699 635 1041		559 470-546 470-572		533 495-559	
<b>Heavy Duty Security Multi-Tilter</b> Unit weight: 56 LB   25.5 KG Carton weight: 63 LB   28.58 KG Carton volume: 13 FT³   0.36 MT³							

	<b>MVL13049</b> Luxhide bonded leather or fabric	List price					
		689					
		Ergonomic features:					
		A, C, D, E, G, H, M, N					
		RTA 2					
		1 per carton					
							
		OVERALL DIMENSIONS		SEAT DIMENSIONS		BACK DIMENSIONS	
		W D H		W D H		W H	
		IN 22 25 41		22 18.5-21.5 18.5-22.5		21 19.5-22	
		MM 559 635 1041		559 470-546 470-572		533 495-559	
<b>Armless Heavy Duty Security Multi-Tilter</b> Unit weight: 48 LB   21.8 KG Carton weight: 55 LB   24.95 KG Carton volume: 13 FT³   0.36 MT³							

PACER



model OTG11685

STANDARD FEATURES



- Mesh back synchro-tilter chair.
- Unique back shroud and base design detailed with Tungsten accents.
- Standard with height adjustable T-arms with polyurethane armcaps.
- Dual wheel carpet casters (C65) are standard.
- Mesh back is available in Black only.
- Seating surfaces can be upholstered in all Global grade 1 seating textiles with the exception of Luxhide (see page 135).
- Compliant with the emissions guidelines set by the GREENGUARD Environmental Institute.

CHAIR ADJUSTMENTS

- Synchro tilt with infinite position tilt lock.
- Tilt tension adjustment.
- Pneumatic seat height adjustment.

OPTIONAL FEATURES

- Hard surface flooring casters (**C65R**) can be purchased separately. Add \$80/set.

DESCRIPTION	MODEL# / FEATURES																																												
 <b>High Back Synchro-Tilter, Mesh Back and Uph Seat</b> Unit weight: 42 LB   19.1 KG Carton weight: 47 LB   21.32 KG Carton volume: 4.75 FT³   0.13 MT³	List price																																												
	OTG11685 580																																												
	<table><tr><th colspan="3">OVERALL DIMENSIONS</th><th colspan="3">SEAT DIMENSIONS</th><th colspan="2">BACK DIMENSIONS</th></tr><tr><th></th><th>W</th><th>D</th><th>H</th><th>W</th><th>D</th><th>H</th><th>W</th><th>H</th></tr><tr><td>IN</td><td>25.5</td><td>24.5</td><td>41</td><td>20</td><td>19</td><td>16-20</td><td>19</td><td>22.5</td></tr><tr><td>MM</td><td>648</td><td>622</td><td>1041</td><td>508</td><td>483</td><td>406-508</td><td>483</td><td>572</td></tr></table>										OVERALL DIMENSIONS			SEAT DIMENSIONS			BACK DIMENSIONS			W	D	H	W	D	H	W	H	IN	25.5	24.5	41	20	19	16-20	19	22.5	MM	648	622	1041	508	483	406-508	483	572
	OVERALL DIMENSIONS			SEAT DIMENSIONS			BACK DIMENSIONS																																						
		W	D	H	W	D	H	W	H																																				
IN	25.5	24.5	41	20	19	16-20	19	22.5																																					
MM	648	622	1041	508	483	406-508	483	572																																					
Ergonomic features: A, B, C, H, L, M, N																																													
<div>RTA 8</div> <div>courier</div> <div>1 per carton</div> <div>ENGINEERED TESTED ASSEMBLED CONÇU TESTE MONTÉ</div> <div>GREENGUARD</div>																																													
 <b>Medium Back Synchro-Tilter, Mesh Back and Uph Seat</b> Unit weight: 40 LB   18.2 KG Carton weight: 44 LB   19.96 KG Carton volume: 4 FT³   0.11 MT³	List price																																												
	OTG11686 502																																												
	<table><tr><th colspan="3">OVERALL DIMENSIONS</th><th colspan="3">SEAT DIMENSIONS</th><th colspan="2">BACK DIMENSIONS</th></tr><tr><th></th><th>W</th><th>D</th><th>H</th><th>W</th><th>D</th><th>H</th><th>W</th><th>H</th></tr><tr><td>IN</td><td>25.5</td><td>24.5</td><td>36.5</td><td>20</td><td>19</td><td>16-20</td><td>19</td><td>18</td></tr><tr><td>MM</td><td>648</td><td>622</td><td>927</td><td>508</td><td>483</td><td>406-508</td><td>483</td><td>457</td></tr></table>										OVERALL DIMENSIONS			SEAT DIMENSIONS			BACK DIMENSIONS			W	D	H	W	D	H	W	H	IN	25.5	24.5	36.5	20	19	16-20	19	18	MM	648	622	927	508	483	406-508	483	457
	OVERALL DIMENSIONS			SEAT DIMENSIONS			BACK DIMENSIONS																																						
		W	D	H	W	D	H	W	H																																				
IN	25.5	24.5	36.5	20	19	16-20	19	18																																					
MM	648	622	927	508	483	406-508	483	457																																					
Ergonomic features: A, B, C, H, L, M, N																																													
<div>RTA 8</div> <div>courier</div> <div>1 per carton</div> <div>ENGINEERED TESTED ASSEMBLED CONÇU TESTE MONTÉ</div> <div>GREENGUARD</div>																																													

PACIFIC



model MVL11870

STANDARD FEATURES


- High back management chair. Canadian made.
- Plush cushions and upholstered padded armcaps.
- Dual wheel carpet casters (C65) are standard.
- Seating surfaces are upholstered in Luxhide bonded leather, in various colors (see page 135).
- Compliant with the emissions guidelines set by the GREENGUARD Environmental Institute.

CHAIR ADJUSTMENTS

- Center tilt with upright position tilt lock.
- Tilt tension adjustment.
- Pneumatic seat height adjustment.

OPTIONAL FEATURES

- For hard surface flooring casters, please specify (**C65R**). Add \$17/set.

DESCRIPTION		MODEL# / FEATURES							
		List price							
	MVL11870	502							
		OVERALL DIMENSIONS		SEAT DIMENSIONS			BACK DIMENSIONS		
		W	D	H	W	D	H	W	H
IN		25.5	28.5	44.5	21.5	18.5	16.5-21.5	21.5	25.5
MM		648	724	1130	546	470	419-546	546	648
High Back Tilter									
Unit weight: 41 LB   18.6 KG									
Carton weight: 47 LB   21.32 KG									
Carton volume: 9.5 FT³   0.26 MT³									
Ergonomic features:									
A R C M N S									
RTA 8		1 per carton							
CANADA MADE IN CANADA		GREENGUARD							

## PART-TIME



model MVL2836



model MVL2847

## STANDARD FEATURES













- Canadian made, value priced, general office seating.
- Available with two different mechanism options: task or posture task.
- Contoured cushions and waterfall seat edge.
- Standard with height adjustable T-arms with self-skinned urethane (SSU) armcaps (except armless models).
- Dual wheel carpet casters (C65) are standard.
- Can be upholstered in all Global grade 1 seating textiles with the exception of Luxhide (see page 135).
- Compliant with the emissions guidelines set by the GREENGUARD Environmental Institute.

## CHAIR ADJUSTMENTS

- **Task chairs**
  - Infinite position back angle adjustment.
  - Seat depth adjustment.
  - Pneumatic seat height adjustment.
- **Posture task chairs**
  - Infinite position back angle adjustment.
  - Manual back height adjustment.
  - Pneumatic seat height adjustment.

## OPTIONAL FEATURES

- For hard surface flooring casters, please specify (**C65R**). Add \$17/set.

DESCRIPTION	MODEL# / FEATURES									
  <b>Armless Task</b> Unit weight: 27 LB   12.3 KG Carton weight: 33 LB   14.97 KG Carton volume: 6.5 FT³   0.18 MT³	List price									
	<b>MVL2836</b> Fabric (previously MVL2836F)  259									
	OVERALL DIMENSIONS			SEAT DIMENSIONS			BACK DIMENSIONS			
		W	D	H	W	D	H	W	H	
IN	20.5	24.5	36.5	20.5	17-18	16.5-21.5	19	20		
MM	521	622	927	521	432-457	419-546	483	508		
Ergonomic features: C, E, M, N	RTA 2			courier		1 per carton		 		
  <b>Armless Posture Task</b> Unit weight: 31 LB   14.1 KG Carton weight: 37 LB   16.78 KG Carton volume: 6.5 FT³   0.18 MT³	List price									
	<b>MVL2837</b> Fabric (previously MVL2837F)  303									
	OVERALL DIMENSIONS			SEAT DIMENSIONS			BACK DIMENSIONS			
		W	D	H	W	D	H	W	H	
IN	20.5	24	37.5	20.5	17.5	16.5-21.5	19	16-20		
MM	521	610	953	521	445	419-546	483	406-508		
Ergonomic features: C, D, G, M, N	RTA 2			courier		1 per carton		 		
  <b>Task w/Arms</b> Unit weight: 33 LB   15 KG Carton weight: 39 LB   17.69 KG Carton volume: 7 FT³   0.19 MT³	List price									
	<b>MVL2846</b> Fabric (previously MVL2846F)  326									
	OVERALL DIMENSIONS			SEAT DIMENSIONS			BACK DIMENSIONS			
		W	D	H	W	D	H	W	H	
IN	26.5	24.5	36.5	20.5	17-18	16.5-21.5	19	20		
MM	673	622	927	521	432-457	419-546	483	508		
Ergonomic features: C, E, H, M, N	RTA 2			courier		1 per carton		 		
  <b>Posture Task w/Arms</b> Unit weight: 37 LB   16.8 KG Carton weight: 43 LB   19.5 KG Carton volume: 8.5 FT³   0.24 MT³	List price									
	<b>MVL2847</b> Fabric (previously MVL2847F)  371									
	OVERALL DIMENSIONS			SEAT DIMENSIONS			BACK DIMENSIONS			
		W	D	H	W	D	H	W	H	
IN	26.5	24	37.5	20.5	17.5	16.5-21.5	19	16-20		
MM	673	610	953	521	445	419-546	483	406-508		
Ergonomic features: C, D, G, H, M, N	RTA 2			courier		1 per carton		 		



## A black ergonomic office chair with a mesh backrest, adjustable armrests, and a five-star base with casters. The chair is shown from a side profile, facing right.

PLAN



model OTG13072

STANDARD FEATURES

- Upholstered seat and Black cellular mesh back.
- Height adjustable lumbar support.
- Available with three arm options - armless, fixed arms, and height adjustable arms with soft self-skinned urethane (SSU) armcaps.
- Dual wheel carpet casters (C1) are standard.
- Seats can be upholstered in Luxhide bonded leather (various colors) or in all Global grade 1 seating textiles (see page 135).

CHAIR ADJUSTMENTS

- Synchro tilter mechanism with upright position tilt lock.
- Tilt tension adjustment.
- Pneumatic seat height adjustment.

OPTIONAL FEATURES

- Hard surface flooring casters (**C65R**) can be purchased separately. Add \$80/set.
- Arm sets can be purchased separately.

DESCRIPTION

MODEL# / FEATURES



Armless Synchro-Tilter, Mesh High Back and Uph Seat

Unit weight: 25 LB | 11.4 KG  
Carton weight: 32 LB | 14.51 KG  
Carton volume: 6.5 FT³ | 0.18 MT³

Ergonomic features:  
A, B, C, D, L, M, N

List price

OTG13070

380

OVERALL DIMENSIONS			SEAT DIMENSIONS			BACK DIMENSIONS	
W	D	H	W	D	H	W	H
IN 19	22	38	19	17	16.5-20.5	17.5	20
MM 483	559	965	483	432	419-521	445	508

RTA 8 courier 1 per carton



Synchro-Tilter, Mesh High Back and Uph Seat w/Fixed Arms

Unit weight: 31 LB | 14.1 KG  
Carton weight: 41 LB | 18.6 KG  
Carton volume: 6.5 FT³ | 0.18 MT³

Ergonomic features:  
A, B, C, D, L, M, N

List price

OTG13071

430

OVERALL DIMENSIONS			SEAT DIMENSIONS			BACK DIMENSIONS	
W	D	H	W	D	H	W	H
IN 25	22	38	19	17	16.5-20.5	17.5	20
MM 635	559	965	483	432	419-521	445	508

RTA 2 courier 1 per carton



Synchro-Tilter, Mesh High Back and Uph Seat w/Arms

Unit weight: 31 LB | 14.1 KG  
Carton weight: 41 LB | 18.6 KG  
Carton volume: 6.5 FT³ | 0.18 MT³

Ergonomic features:  
A, B, C, D, H, L, M, N

List price

OTG13072

480

OVERALL DIMENSIONS			SEAT DIMENSIONS			BACK DIMENSIONS	
W	D	H	W	D	H	W	H
IN 25	22	38	19	17	16.5-20.5	17.5	20
MM 635	559	965	483	432	419-521	445	508

RTA 2 courier 1 per carton



Fixed T-Arms - 1 pair

Unit weight: 4 LB | 1.8 KG  
Carton weight: 7.5 LB | 3.4 KG  
Carton volume: 0.6 FT³ | 0.01 MT³

OTG13073

50

OVERALL DIMENSIONS		
W	D	H
IN 3	10	11
MM 76	254	279

RTA 00 courier 1 pair per carton (pricing is for the pair, specifications are for one arm)



Height Adjustable T-Arms - 1 pair

Unit weight: 5 LB | 2.3 KG  
Carton weight: 8 LB | 3.63 KG  
Carton volume: 0.6 FT³ | 0.01 MT³

OTG13074

100

OVERALL DIMENSIONS		
W	D	H
IN 3.5	9.5	11.5
MM 89	241	292

RTA 00 courier 1 pair per carton (pricing is for the pair, specifications are for one arm)

RETRO



model OTG11648B

STANDARD FEATURES

- Management and boardroom chair.
- Unique seat suspension and segmented cushions offer a very plush feel.
- Chrome arms with upholstered armrests.
- Chrome frame and base.
- Dual wheel carpet casters (C65) are standard.
- Seating surfaces are upholstered in Black Luxhide bonded leather.
- Compliant with the emissions guidelines set by the GREENGUARD Environmental Institute.

CHAIR ADJUSTMENTS




- Center tilt with upright position tilt lock.
- Tilt tension adjustment.
- Pneumatic seat height adjustment.
- **OPTIONAL FEATURES**
- Hard surface flooring casters (**C65R**) can be purchased separately. Add \$80/set.

DESCRIPTION



**High Back Tilter**  
Unit weight: 43 LB | 19.5 KG  
Carton weight: 48 LB | 21.77 KG  
Carton volume: 7.75 FT³ | 0.21 MT³

MODEL# / FEATURES

List price									
OTG11648B		632							
OVERALL DIMENSIONS				SEAT DIMENSIONS			BACK DIMENSIONS		
	W	D	H	W	D	H	W	H	
IN	24.5	24.5	41	19	17.5	17-21	18	21.5	
MM	622	622	1041	483	445	432-533	457	546	
Ergonomic features:									
A, B, C, M, N, S		RTA 8		courier		1 per carton			
									

Ergonomic features:  
A, B, C, M, N, S

SAFARI



model OTG13026

STANDARD FEATURES

- Mesh back tilter chair.
- Compact design suitable for average to petite size individuals.
- Contoured Black mesh back with lumbar strap provides excellent support.
- Fixed loop arms.
- Black base with dual wheel carpet casters (C1) is standard.
- Seat can be upholstered in all Global grade 1 seating textiles or in Luxhide bonded leather (see page 135).
- Compliant with the emissions guidelines set by the GREENGUARD Environmental Institute.

CHAIR ADJUSTMENTS

- Center tilt with upright position tilt lock.
- Tilt tension adjustment.
- Pneumatic seat height adjustment.

OPTIONAL FEATURES

- Hard surface flooring casters (**C9R**) can be purchased separately. Add \$80/set.

SIX 13



model OTG11613B

STANDARD FEATURES

- A value priced multi-tilter chair with many ergonomic features.
- Standard with height adjustable T-arms with self-skinned urethane (SSU) armcaps.
- Dual wheel carpet casters (C65) are standard.
- Upholstered in Black, Quilt (QL10) only.
- Compliant with the emissions guidelines set by the GREENGUARD Environmental Institute.

CHAIR ADJUSTMENTS

- Multi-Center tilt with infinite position tilt lock.
- Infinite position back and seat angle adjustments.
- Concealed ratchet back height adjustment.
- Pneumatic seat height adjustment.

OPTIONAL FEATURES

- Hard surface flooring casters (**C65R**) can be purchased separately. Add \$80/set.

SIX 31



model OTG11631B

STANDARD FEATURES



- A great general purpose office chair.
- Contoured seat and back with thick cushions.
- Standard with height adjustable T-arms with self-skinned urethane (SSU) armcaps.
- Dual wheel carpet casters (C65) are standard.
- OTG11531B and OTG11631B are upholstered in Black, Quilt (QL10)
- Compliant with the emissions guidelines set by the GREENGUARD Environmental Institute.

CHAIR ADJUSTMENTS

- **Multi-tilter chair**
  - Center tilt with infinite position tilt lock.
  - Tilt tension adjustment.
  - Independent back and seat angle adjustments.
  - Internal ratchet back height adjustment.
  - Seat depth adjustment.
  - Pneumatic seat height adjustment.
- **Operator chairs**
  - Center tilt with infinite position tilt lock.
  - Tilt tension adjustment.
  - Independent back and seat angle adjustments
  - Back height adjustment.
  - Pneumatic seat height adjustment.

OPTIONAL FEATURES

- Hard surface flooring casters (**C65R**) can be purchased separately. Add \$80/set.

DESCRIPTION	MODEL# / FEATURES									
 <b>Medium Back Multi-Tilter</b> Unit weight: 55 LB   25 KG Carton weight: 65 LB   29.48 KG Carton volume: 8 FT³   0.22 MT³	List price									
	<b>OTG11531B</b> Black									
	561									
	OVERALL DIMENSIONS			SEAT DIMENSIONS			BACK DIMENSIONS			
		W	D	H	W	D	H	W	H	
	IN	25.5	24	42.5	20	17	19-23	19.5	20.5-23.5	
	MM	648	610	1080	508	432	483-584	495	521-597	
	Ergonomic features:									
	A, B, C, D, E, F, G, H, M, N, S			RTA 8		courier		1 per carton		
 <b>Medium Back Operator</b> Unit weight: 42 LB   19.1 KG Carton weight: 46 LB   20.87 KG Carton volume: 6.5 FT³   0.18 MT³	List price									
	<b>OTG11631B</b> Black									
	411									
	OVERALL DIMENSIONS			SEAT DIMENSIONS			BACK DIMENSIONS			
		W	D	H	W	D	H	W	H	
	IN	25.5	25	44	20.5	19	18.5-22.5	20	23-24.5	
	MM	648	635	1118	521	483	470-572	508	584-622	
	Ergonomic features:									
	A, B, C, D, G, H, M, N, S			RTA 8		courier		1 per carton		




SODA



model MVL13017

STANDARD FEATURES

- A contemporary, yet retro light lounge series featuring fully upholstered cushions.
- Back design on lounge chair offers flexible movement.
- Generous proportions allow for a variety of seating positions.
- Chair and ottoman are standard with a Chrome frame with clear polycarbonate glides and are suitable for carpet, rubber or concrete flooring.
- Can be upholstered in all Global grade 1 seating textiles or in Luxhide bonded leather (see page 135).
- Compliant with the emissions guidelines set by the GREENGUARD Environmental Institute.

DESCRIPTION		MODEL# / FEATURES	
		List price	
		MVL13017	530
		Luxhide bonded leather or fabric (previously MVL13017F)	
		Ergonomic features: M, N	
		List price	
		MVL13018	405
		Ergonomic features: M, N	
		RTA 00	
		List price	
		MVL13016	380
		Ergonomic features: M, N	
		RTA 00	

**Lounge Chair**  
Unit weight: 30 LB | 13.6 KG  
Carton weight: 37 LB | 16.78 KG  
Carton volume: 15.75 FT³ | 0.44 MT³

**Bench Ottoman**  
Unit weight: 19 LB | 8.6 KG  
Carton weight: 25 LB | 11.34 KG  
Carton volume: 10.25 FT³ | 0.29 MT³

OVERALL DIMENSIONS			SEAT DIMENSIONS			BACK DIMENSIONS	
W	D	H	W	D	H	W	H
IN 27	24	32	27	18	17	22	15.5
MM 686	610	813	686	457	432	559	394

OVERALL DIMENSIONS		
W	D	H
IN 27	21	18.75
MM 686	533	476



SODA TABLES



model MVL13016

STANDARD FEATURES

- 1" thick thermally fused laminate top surface with 2mm matching edgeband.
- Tables are standard with a Chrome frame with clear polycarbonate glides and are suitable for carpet, rubber or concrete flooring.
- Top surface available in 14 standard finishes (see page 136).
- Meets applicable ANSI/BIFMA standards.

TABLES	MODEL #	DIMENSIONS IN MM	WEIGHT LB KG	VOLUME FT³ MT³	LIST PRICE
	MVL13016	30 x - x 15.25	40	13	\$380
	30" round	762 x - x 387	18.14	0.36	
	MVL13023	30 x - x 15.25	45	13	\$380
	30" square	762 x - x 387	20.41	0.36	

30" Tables

Shipped assembled in 1 carton.

## STANDARD FEATURES



model OTG10920

- Multi-purpose guest/occasional chair.
- Durable welded four-legged steel frame.
- Black mesh back with Black, Quilt (QL10) seat.
- Seat shroud design protects cushion seat pad when stacked.
- Nylon loop arms.
- Black nylon frame features a unique back grid.
- Shipped assembled - 4 per carton.
- Compliant with the emissions guidelines set by the GREENGUARD Environmental Institute.

STACKLITE



model MVL13046

STANDARD FEATURES

- Canadian made, lightweight stacking chair.
- ¾" steel tube frame in Black Sandtex finish.
- Standard with Black polypropylene glides.
- Stacks up to 10 high on floor or dolly (OTG11705).
- Features a handhold in upper back to assist with handling and stacking.
- Can be upholstered in all Global grade 1 seating textiles or in Luxhide bonded leather (see page 135).
- Compliant with the emissions guidelines set by the GREENGUARD Environmental Institute.

DESCRIPTION

MODEL# / FEATURES



Lightweight Stacking Side Chair

Unit weight: 13 LB | 5.9 KG  
Carton weight: 14 LB | 6.35 KG  
Carton volume: 12 FT³ | 0.33 MT³

List price  
MVL13046 139

Sold in sets of 4 chairs.

Ergonomic features:  
M, N

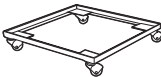
OVERALL DIMENSIONS			SEAT DIMENSIONS			BACK DIMENSIONS	
W	D	H	W	D	H	W	H
IN 17.5	22.5	33.5	16.5	16.5	18	12	15.5
MM 445	572	851	419	419	457	305	394

RTA 00 4 per carton (pricing and specifications are for one chair)



List price

OTG11705 152



Dolly

Unit weight: 6 LB | 2.7 KG  
Carton weight: 6.5 LB | 2.95 KG  
Carton volume: 1.5 FT³ | 0.04 MT³

Stacks MVL13046 chairs,  
up to 10 high.

OVERALL DIMENSIONS			SEAT DIMENSIONS			BACK DIMENSIONS	
W	D	H	W	D	H	W	H
IN 20.25	21.5	3.75	-	-	-	-	-
MM 514	546	95	-	-	-	-	-

RTA 00 1 per carton



STRADIC



model MVL11860

STANDARD FEATURES

- Tilter chair with a unique design mesh back.
- Standard with height adjustable arms with soft self-skinned urethane (SSU) armcaps that slide forward and backward.
- Dual wheel carpet casters (C1) are standard.
- Air flow mesh back is available in Black only.
- Seating surfaces can be upholstered in all Global grade 1 seating textiles with the exception of Luxhide (see page 135).
- Compliant with the emissions guidelines set by the GREENGUARD Environmental Institute.

CHAIR ADJUSTMENTS

- Center tilt with upright position tilt lock.
- Tilt tension adjustment.
- Pneumatic seat height adjustment.

OPTIONAL FEATURES

- For hard surface flooring casters, please specify (C9R). Add \$17/set.

DESCRIPTION

MODEL# / FEATURES



Tilter, Mesh Back and Uph seat

Unit weight: 35 LB | 15.9 KG  
Carton weight: 40 LB | 18.14 KG  
Carton volume: 9.5 FT³ | 0.26 MT³

List price  
MVL11860 422

Ergonomic features:  
A, B, C, H, M, N, S

OVERALL DIMENSIONS			SEAT DIMENSIONS			BACK DIMENSIONS	
W	D	H	W	D	H	W	H
IN 25	23.5	35.5	20	17.5	15.5-20.5	18.5	18
MM 635	597	902	508	445	394-521	470	457

RTA 1 1 per carton





SUBURB *Coming December 2020*



model MVL13051



model MVL13052

STANDARD FEATURES

- Canadian made sofa series.
- All models are freestanding.
- Thick, plush cushions are reversible and removable.
- Standard with non-cylindrical Black wood legs.
- Arms slant forward and feature a radius end.
- Can be upholstered in all Global grade 1 seating textiles or in Luxhide bonded leather (see page 135).
- Compliant with the emissions guidelines set by the GREENGUARD Environmental Institute.

DESCRIPTION

MODEL# / FEATURES



Lounge Chair

Unit weight: 49 LB | 22.3 KG  
Carton weight: 59 LB | 26.76 KG  
Carton volume: 14.5 FT³ | 0.41 MT³

List price

MVL13051


695

OVERALL DIMENSIONS			SEAT DIMENSIONS			BACK DIMENSIONS	
W	D	H	W	D	H	W	H
IN 30.25 MM 768	32.75 832	31.5 800	21 533	19.5 495	17.5 445	21 533	14.5 368
RTA 00			courier			1 per carton	
			CANADA			GREENGUARD	

List price

MVL13052

1059



Two Seat Sofa


Unit weight: 71 LB | 32.3 KG  
Carton weight: 83 LB | 37.65 KG  
Carton volume: 24.25 FT³ | 0.68 MT³

OVERALL DIMENSIONS			SEAT DIMENSIONS			BACK DIMENSIONS	
W	D	H	W	D	H	W	H
IN 52.25 MM 1327	32.75 832	31.5 800	43 1092	19.5 495	17.5 445	43 1092	14.5 368
RTA 00			1 per carton				
			CANADA			GREENGUARD	

List price

MVL13053

1423



Three Seat Sofa

Unit weight: 94 LB | 42.7 KG  
Carton weight: 108 LB | 48.99 KG  
Carton volume: 34.25 FT³ | 0.96 MT³

OVERALL DIMENSIONS			SEAT DIMENSIONS			BACK DIMENSIONS	
W	D	H	W	D	H	W	H
IN 74.25 MM 1886	32.75 832	31.5 800	65 1651	19.5 495	17.5 445	65 1651	14.5 368
RTA 00			1 per carton				
			CANADA			GREENGUARD	

TAMI



model MVL1617



model MVL1616

STANDARD FEATURES


- Canadian made task chairs.
- Hinged back for enhanced comfort.
- Scuff resistant outer back shroud.
- MVL1617 is standard with height adjustable T-arms with self-skinned urethane (SSU) armcaps.
- Dual wheel carpet casters (C65) are standard.
- Can be upholstered in all Global grade 1 seating textiles with the exception of Luxhide (see page 135).
- Compliant with the emissions guidelines set by the GREENGUARD Environmental Institute.


CHAIR ADJUSTMENTS


- Seat depth adjustment.
- Pneumatic seat height adjustment.

OPTIONAL FEATURES

- For hard surface flooring casters, please specify (C65R). Add \$17/set.

DESCRIPTION		MODEL# / FEATURES							
	List price								
	MVL1616		190						
	OVERALL DIMENSIONS			SEAT DIMENSIONS			BACK DIMENSIONS		
	W	D	H	W	D	H	W	H	
IN 18	22	32	18	16	15.5-20.5	15.5	14		
MM 457	559	813	457	406	394-521	394	356		
Armless Task									
Unit weight: 18 LB   8.2 KG									
Carton weight: 21 LB   9.53 KG									
Carton volume: 3.6 FT³   0.1 MT³									
Ergonomic features: C, E, M, N			RTA 2		courier	1 per carton	CANADA GREENGUARD	GREENGUARD	

	List price							
	MVL1617		265					
	OVERALL DIMENSIONS			SEAT DIMENSIONS			BACK DIMENSIONS	
	W	D	H	W	D	H	W	H
IN 22	22	32	18	16	15.5-20.5	15.5	14	
MM 559	559	813	457	406	394-521	394	356	
Task w/Arms								
Unit weight: 24 LB   10.9 KG								
Carton weight: 27 LB   12.25 KG								
Carton volume: 4.6 FT³   0.13 MT³								
Ergonomic features: C, E, H, M, N			RTA 2		courier	1 per carton	CANADA GREENGUARD	GREENGUARD

	List price							
	MVL2784		88					
	OVERALL DIMENSIONS			SEAT DIMENSIONS			BACK DIMENSIONS	
	W	D	H	W	D	H	W	H
IN 3	10	12	-	-	-	-	-	
MM 76	254	305	-	-	-	-	-	
Height Adjustable T-Arms - 1 pair								
Unit weight: 8 LB   3.6 KG								
Carton weight: 10 LB   4.54 KG								
Carton volume: 1.3 FT³   0.03 MT³								
			RTA 00		courier	1 pair per carton (pricing is for the pair, specifications are for one arm)		

THOMPSON



model OTG11633B

STANDARD FEATURES

- Plush management chair.
- Contoured cushions with waterfall seat edge and integrated headrest.
- Polished Aluminum fixed loop arms with upholstered armcaps.
- Polished Aluminum base with scuff resistant tips and dual wheel carpet casters (C65).
- Seating surfaces are upholstered in Black Luxhide bonded leather with contrasting stitch details.
- Compliant with the emissions guidelines set by the GREENGUARD Environmental Institute.

CHAIR ADJUSTMENTS

- Center tilt with upright position tilt lock.
- Tilt tension adjustment.
- Pneumatic seat height adjustment.

OPTIONAL FEATURES

- Hard surface flooring casters (**C65R**) can be purchased separately. Add \$80/set.

DESCRIPTION

MODEL# / FEATURES



**High Back Tilter**  
Unit weight: 44 LB | 20 KG  
Carton weight: 48 LB | 21.77 KG  
Carton volume: 7.5 FT³ | 0.21 MT³

Ergonomic features:  
A, B, C, M, N, S

List price

OTG11633B

627

OVERALL DIMENSIONS			SEAT DIMENSIONS			BACK DIMENSIONS		
	W	D	H	W	D	H	W	H
IN	26	31	43	22.5	21	16-20	22	25
MM	660	787	1092	572	533	406-508	559	635
<div>RTA 8</div>			<div>courier</div>			1 per carton		
			<div>certified</div>					



**ULTRA**

**model MVL11730**

**model MVL11743**
**STANDARD FEATURES**

- Canadian made tilter and guest chairs.
- Internal welded steel frame.
- Chrome fixed arms (except armless models) and base.
- Dual wheel carpet casters (C65) are standard (except guest chairs).
- Seating surfaces can be upholstered in Luxhide bonded leather, in various colors (see page 135).
- Compliant with the emissions guidelines set by the GREENGUARD Environmental Institute.

**CHAIR ADJUSTMENTS**

- Center tilt with upright position tilt lock.
- Tilt tension adjustment.
- Pneumatic seat height adjustment.

**OPTIONAL FEATURES**

- For hard surface flooring casters, please specify **(C65R)**. Add \$17/set.
- Optional removable upholstered armcaps are available for tilter models with arms, please order **(MVL11733)**.

**ALTERNATE TEXTILE OPTIONS**

- Graded-in and GPM textiles are available with a minimum of 10 units purchased. Contact Customer Service for further details.

**DESCRIPTION**
**MODEL# / FEATURES**

**High Back Tilter w/Arms**

Unit weight: 32 LB | 14.5 KG  
Carton weight: 44 LB | 19.96 KG  
Carton volume: 11 FT³ | 0.31 MT³

Ergonomic features:  
A, B, C, M, N, S

**List price**
**MVL11730**

546

**OVERALL DIMENSIONS**  
W D H

IN 23.5 24.5 40  
MM 597 622 1016

**SEAT DIMENSIONS**  
W D H

21 17.5 17.5-22.5  
533 445 445-572

**BACK DIMENSIONS**  
W H

20 21  
508 533

**RTA 1**


1 per carton


**Armless High Back Tilter**

Unit weight: 28 LB | 12.7 KG  
Carton weight: 38 LB | 17.24 KG  
Carton volume: 11 FT³ | 0.31 MT³

Ergonomic features:  
A, B, C, M, N, S

**List price**
**MVL11732**

492

**OVERALL DIMENSIONS**  
W D H

IN 21 24.5 40  
MM 533 622 1016

**SEAT DIMENSIONS**  
W D H

21 17.5 17.5-22.5  
533 445 445-572

**BACK DIMENSIONS**  
W H

20 21  
508 533

**RTA 1**


1 per carton


**Upholstered Armcaps - 1 pair**

Unit weight: 0.25 LB | 0.1 KG  
Carton weight: 0.75 LB | 0.34 KG  
Carton volume: 0.2 FT³ | 0.01 MT³

For models with arms:  
MVL11730, MVL11734.

**List price**
**MVL11733**

43

**OVERALL DIMENSIONS**  
W D H

IN 5.5 9.25 0.25  
MM 140 235 6

**SEAT DIMENSIONS**  
W D H

- - -  
- - -

**BACK DIMENSIONS**  
W H

- -  
- -

**RTA 00**


1 per carton (pricing is for the pair, specifications are for one armcap)


**Low Back Tilter w/Arms**

Unit weight: 35 LB | 15.9 KG  
Carton weight: 42 LB | 19.05 KG  
Carton volume: 11 FT³ | 0.31 MT³

Ergonomic features:  
A, B, C, M, N, S

**List price**
**MVL11734**

531

**OVERALL DIMENSIONS**  
W D H

IN 23.5 24.5 38  
MM 597 622 965

**SEAT DIMENSIONS**  
W D H

21 17.5 17.5-22.5  
533 445 445-572




**BACK DIMENSIONS**  
W H

20 19  
508 483

**RTA 1**


1 per carton



DESCRIPTION		MODEL# / FEATURES																	
	MVL11735	List price																	
		480																	
				OVERALL DIMENSIONS			SEAT DIMENSIONS			BACK DIMENSIONS									
				W	D	H	W	D	H	W	H								
				IN 21	24.5	38	21	17.5	17.5-22.5	20	19								
				MM 533	622	965	533	445	445-572	508	483								
		<b>Armless Low Back Tilter</b> Unit weight: 31 LB   14.1 KG Carton weight: 38 LB   17.24 KG Carton volume: 11 FT³   0.31 MT³		Ergonomic features: A, B, C, M, N, S															
				RTA 1		counier		1 per carton		CANADA		GREENGLASS							
	MVL11742	List price																	
		608																	
		OVERALL DIMENSIONS			SEAT DIMENSIONS					BACK DIMENSIONS									
		W	D	H	W	D	H	W	H										
		IN 24.25	25	35	21	17.5	18	21	17.5										
		MM 616	635	889	533	445	457	533	445										
<b>Medium Back Guest Chair, Cantilever Base</b> Unit weight: 32 LB   14.5 KG Carton weight: 40 LB   18.14 KG Carton volume: 13.25 FT³   0.37 MT³		Ergonomic features: M, N																	
		RTA 00		1 per carton		CANADA		GREENGLASS											
	MVL11743	List price																	
		522																	
		OVERALL DIMENSIONS			SEAT DIMENSIONS			BACK DIMENSIONS											
		W	D	H	W	D	H	W	H										
		IN 21	24.75	35	21	17.5	18	21	17.5										
		MM 533	629	889	533	445	457	533	445										
<b>Armless Medium Back Guest Chair, Cantilever Base</b> Unit weight: 26 LB   11.8 KG Carton weight: 32 LB   14.51 KG Carton volume: 13.75 FT³   0.38 MT³		Ergonomic features: M, N																	
		RTA 00		1 per carton		CANADA		GREENGLASS											

VALAN



model OTG11980

STANDARD FEATURES

- Synchro-tilter chairs with a geometric square mesh back design and internal lumbar support.
- Standard with height adjustable T-arms with soft self-skinned urethane (SSU) armcaps.
- Dual wheel carpet casters (C1) are standard.
- Air flow mesh back is available in Black only.
- Seating surface can be upholstered in Luxhide bonded leather, in various colors or in all Global grade 1 seating textiles (see page 135)
- Compliant with the emissions guidelines set by the GREENGUARD Environmental Institute.

CHAIR ADJUSTMENTS

- Synchro tilt with upright position tilt lock.
- Tilt tension adjustment.
- Pneumatic seat height adjustment.

OPTIONAL FEATURES

- Hard surface flooring casters (**C9R**) can be purchased separately. Add \$80/set.

DESCRIPTION



**High Back Synchro-Tilter, Mesh Back and Uph Seat**  
Unit weight: 36 LB | 16.4 KG  
Carton weight: 42 LB | 19.05 KG  
Carton volume: 5.75 FT³ | 0.16 MT³

MODEL# / FEATURES

List price								
OTG11980		587						
Luxhide bonded leather or fabric (previously OTG11980F)								
OVERALL DIMENSIONS				SEAT DIMENSIONS			BACK DIMENSIONS	
	W	D	H	W	D	H	W	H
IN	26	24	44	20.5	18	18-22	18	24.5
MM	660	610	1118	521	457	457-559	457	622
Ergonomic features:		RTA 8		courier		1 per carton		ENGINEERED TESTER ASSEMBLED CONÇU TESTÉ MONTÉ
A, B, C, H, L, M, N								GREENGUARD

## VANIER



model MVL3170



model MVL3172

## STANDARD FEATURES

- Management, boardroom and guest chairs. Canadian made.
- Generously padded seat and compound-curved back.
- Fixed nylon arms with self-skinned urethane (SSU) armcaps.
- Dual wheel carpet casters (C1) are standard (except guest chair).
- Guest chair has an oval steel tube frame with sled base.
- Seating surfaces can be upholstered in Luxhide bonded leather, in various colors (see page 135)
- Compliant with the emissions guidelines set by the GREENGUARD Environmental Institute.

## CHAIR ADJUSTMENTS

- Center tilt with upright position tilt lock.
- Tilt tension adjustment.
- Pneumatic seat height adjustment.

## OPTIONAL FEATURES

- For hard surface flooring casters, please specify (C9R). Add \$17/set.

## ALTERNATE TEXTILE OPTIONS

- Graded-in and GPM textiles are available with a minimum of 10 units purchased. Contact Customer Service for further details.

<





## YOHO



model MVL2789

### STANDARD FEATURES





- Canadian made task chairs.
- Thick cushion compound-curved back offers great lumbar support.
- Standard with height adjustable T-arms with durable self-skinned urethane (SSU) armcaps (except armless models).
- Dual wheel carpet casters (C65) are standard.
- Height adjustable chairs are equipped with an adjustable Chrome footrest.
- Seating surfaces can be upholstered in Luxhide bonded leather (various colors) or in all Global grade 1 seating textiles (see page 135).
- Compliant with the emissions guidelines set by the GREENGUARD Environmental Institute.

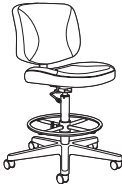
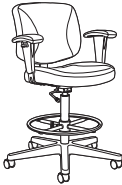

### CHAIR ADJUSTMENTS

- Seat depth adjustment.
- Pneumatic seat height adjustment.

### OPTIONAL FEATURES

- For hard surface flooring casters, please specify (C65R). Add \$17/set.

DESCRIPTION		MODEL# / FEATURES	
	<b>Coming December 2020</b>	List price	
		<b>MVL2778</b> 435	
		Luxhide bonded leather or fabric	
<b>Medium Back Task w/Arms</b> Unit weight: 32 LB   14.5 KG Carton weight: 38 LB   17.24 KG Carton volume: 5.5 FT³   0.15 MT³		Ergonomic features: C, E, H, M, N	
		RTA 2 courier 1 per carton CANADA GREENGUARD	
	<b>Coming December 2020</b>	List price	
		<b>MVL2779</b> 360	
		Luxhide bonded leather or fabric	
<b>Medium Back Armless Task</b> Unit weight: 23 LB   10.5 KG Carton weight: 29 LB   13.15 KG Carton volume: 5.5 FT³   0.15 MT³		Ergonomic features: C, E, M, N	
		RTA 2 courier 1 per carton CANADA GREENGUARD	
		List price	
		<b>MVL2786</b> 278	
		Luxhide bonded leather or fabric (previously MVL2786F)	
<b>Low Back Armless Task</b> Unit weight: 23 LB   10.5 KG Carton weight: 28 LB   12.7 KG Carton volume: 4.7 FT³   0.13 MT³		Ergonomic features: C, E, M, N	
		RTA 2 courier 1 per carton CANADA GREENGUARD	
		List price	
		<b>MVL2789</b> 365	
		Luxhide bonded leather or fabric (previously MVL2789F)	
<b>Low Back Task w/Arms</b> Unit weight: 29 LB   13.2 KG Carton weight: 34 LB   15.42 KG Carton volume: 4.7 FT³   0.13 MT³		Ergonomic features: C, E, H, M, N	
		RTA 2 courier 1 per carton CANADA GREENGUARD	

DESCRIPTION	MODEL# / FEATURES									
	List price									
	<b>MVL2796</b> 432 Luxhide bonded leather or fabric (previously MVL2796F)									
	OVERALL DIMENSIONS			SEAT DIMENSIONS			BACK DIMENSIONS			
		W	D	H	W	D	H	W	H	
	IN 19 MM 483	24 610	44 1118	19 483	16.5 419	23.5-33.5 597-851	17.5 445	16 406		
<b>Low Back Armless Height Adjustable Task Stool</b> Unit weight: 40 LB   18.2 KG Carton weight: 45 LB   20.41 KG Carton volume: 7 FT³   0.19 MT³	Ergonomic features: C, E, M, N									
	List price									
	<b>MVL2799</b> 519 Luxhide bonded leather or fabric (previously MVL2799F)									
	OVERALL DIMENSIONS			SEAT DIMENSIONS			BACK DIMENSIONS			
		W	D	H	W	D	H	W	H	
	IN 24 MM 610	24 610	44 1118	19 483	16.5 419	23.5-33.5 597-851	17.5 445	16 406		
<b>Low Back Height Adjustable Task Stool w/Arms</b> Unit weight: 46 LB   20.9 KG Carton weight: 50 LB   22.68 KG Carton volume: 7 FT³   0.19 MT³	Ergonomic features: C, E, H, M, N									
	List price									
	<b>MVL2784</b> 88									
	OVERALL DIMENSIONS			SEAT DIMENSIONS			BACK DIMENSIONS			
		W	D	H	W	D	H	W	H	
	IN 3 MM 76	10 254	12 305	- -	- -	- -	- -	-		
<b>Height Adjustable T-Arms - 1 pair</b> Unit weight: 8 LB   3.6 KG Carton weight: 10 LB   4.54 KG Carton volume: 1.3 FT³   0.03 MT³	1 pair per carton (pricing is for the pair, specifications are for one arm)									

Ionic Series

Lite-Lift II

# Desks & Tables



### GENERAL INFORMATION

- Ionic has a clean, modern form and is able to support a wide range of workspace applications. From cubicles, multi-station clusters, private offices, reception areas or boardrooms, Ionic offers functional and practical desking solutions.
- Thermally fused laminate surfaces.
- 14 finishes to choose from.
- 1" thick worksurfaces.
- Panels are fully finished on both sides and on all edges.
- Durable 2mm matching edge.
- All drawers are equipped with ball bearing over-travel slides.
- File drawers accommodate letter or legal size filing.
- Silver finish handles and locks.
- Grommets and wire access strips are standard on select models.
- Meets applicable ANSI/BIFMA standards.
- Canadian made and backed by Global's Lifetime Warranty.
- Greenguard Certified.

### CONSTRUCTION

- All components are made from 45 lb. density particle board covered with thermally fused laminate on both sides.
- Interlocking cam lock connectors.
- Leveling glides are standard on all floor units.
- Locks are standard on pedestals, storage cabinets and lateral files and have removable cores.
- Key locks are random and cannot be specified.

### SPECIAL SIZES

- Custom widths are available on select products - price will be next standard size up +10%.  
Example: For the list price of a ML6736D Rectangular Desk, take the list price of the next size up (ML7236D)  
= \$XXX.XX plus 10%. Includes rectangular desks, rectangular bridges/bridge tops, modesty panels, bow/rectangular desks, rectangular credenzas and islands with or without modesty panels.

### FINISHES

- Ionic can be finished in the following standard colors with no upcharge:

#### TOP COLORS

ACJ	Absolute Acajou
ASN	Asian Night
AWC	Avant Cherry
AWH	Avant Honey
CMB	Clear Maple
DES	Dark Espresso
DWT	Designer White
HGT	Hayden Grey
SKC	Shaker Cherry
TWL	Tiger Walnut
WHC	White Chocolate
WCR	Winter Cherry

#### CHASSIS COLORS

ACJ	Absolute Acajou
ASN	Asian Night
AWC	Avant Cherry
AWH	Avant Honey
CMB	Clear Maple
DES	Dark Espresso
DWT	Designer White
HGT	Hayden Grey
SKC	Shaker Cherry
TWL	Tiger Walnut
WHC	White Chocolate
WCR	Winter Cherry

### TWO TONE FINISHES

- Standard finish top and chassis combinations available - no upcharge.
- To specify, mark your order as follows:
  - First code specifies top color, second code specifies chassis color (i.e. AWC/GRY = Avant Cherry top and Grey chassis).
  - If the top and chassis are to be the same finish, you must specify the top finish and the chassis finish (ie: AWC/AWC).

### FINISHES - BOOKCASES

- Bookcases can be finished in the following colors only:

ACJ	Absolute Acajou	WHC	White Chocolate
DES	Dark Espresso	WCR	Winter Cherry

### FINISHES - METAL LEGS

- Available in the following Santex finishes:

BLK	Black
DWT	Designer White
TUN	Tungsten

### TACKBOARD COLORS

- Tackboards are available to fit 66" and 72" wide hutches.
- Lola fabric is standard and is available in the following colors:

Black (LL19)	Caramel Cream (LL12)
Blue Mist (LL14)	Medium Taupe (LL11)

**DRAWERS**

- All file drawers and box drawers have ball bearing over-travel slides to provide full access to drawer interiors.
- Drawer fronts are edged with 2mm matching edge on all four sides.
- Top box drawer includes one pencil tray.

**HANDLES**

- Handles are standard on all storage cabinets, pedestals and aluminum framed/glazed doors.
- Silver rectangular handle is standard.

**GROMMETS**

- Grommets are standard on most desks, credenzas, returns, bridges and most worksurfaces with post legs. For location and number of grommets, see price list specifications on individual components.
- Grommet locations are standard on each component and cannot be specified.
- Grommets may be eliminated upon request. Please specify **(RSG)** for no grommet option. Add \$39. The no grommet option requires an extended lead time.

**MODESTY PANELS**

- Full modesty panels are standard on bow front desks, rectangular desks, credenzas, returns and bridges.
- 12" high modesty panels are available as an option at no extra charge. Available on credenzas, returns and bridges. Please specify **(12)** when ordering.
- Modesty panels require extended lead times.
- Modesty panels are 12" high with 16" clearance from the floor to the bottom of the modesty.
- Delta and Rectangular Island with Square Post:  
Modesty panels are available as an add-on component. Modesty panels are 12" high with 16" clearance from the floor. Please see individual models for specific codes.
- Table Desk with H-Leg:  
Modesty panels are available as an add-on component. Modesty panels are 12" high with 16" clearance from the floor. Please see individual models for specific codes.
- Modesty panel front recess is as follows:  
Bow Front Desk - 6.5" from the gable  
30" Deep Desk - 4.5"  
36" Deep Desk - 6.5"  
Credenzas, returns and bridges are flush (no recess)

**WORKSURFACES WITH 2" SQUARE POST LEGS**

- "D" and Rectangular Islands are standard with a single post leg, end gable and 12" high modesty panel.
- Delta worksurfaces are standard with two post legs and flush mount hardware. Delta tops are available left or right handed (i.e. units must be specified left or right).
- Post legs are 2" square and are standard in Tungsten (TUN). Available in Black (BLK) or Designer White (DWT) at no upcharge.
- Worksurface tops are predrilled with threaded steel inserts to connect legs with Truss head screws.

**RETURNS WITH LAMINATE GABLES**

- All gables are reversible for left or right hand applications.
- Full modesty panels are standard.
- Optional 12" modesty panels are available. Please specify **(12)** for this option.

**TABLE DESK/RETURNS WITH 2" SQUARE METAL H-LEGS**

- Rectangular table desks include two 28" high H-legs.
- Overlap desks with legs include one 28" high H-leg and one 5 3/4" high H-leg.
- Returns include one H-leg.
- H frame is 21" wide from outside to outside of legs for 24" deep table desk.
- H frame is 23" wide from outside to outside of legs for 30" deep table desk.
- H-legs are available in Black (BLK) Designer White (DWT) or Tungsten (TUN).
- Returns are non-handed and can be used for left or right hand applications.
- All table desks include underside stability panel for structural integrity; 24"D table desks will not accommodate MLMP22BBF or ML22BBF pedestals.
- Overlap desks include a support spacer which will be same finish as the top.
- Underside clearance for keyboard mechanisms:  
21" - per 30"D table desks  
16" - per 24"D table desks

**RECEPTION DESK**

- This freestanding unit comes complete with reception mantle, desk, light kit, glass front, pigeon hole organizer and hardware.

**BRIDGES**

- Full modesty laminate panels are standard.
- Optional 12" modesty panels are available. Please specify **(12)** for this option.

**BRIDGE TOPS**

- Bridge tops are standard without modesty panels.

**HUTCHES**

- Hutches are available in 36", 66" and 72" widths. All hutches are 15" deep.
- Hutches are shipped ready to assemble.
- 66" and 72" hutches have a 20 3/8" height clearance between the worksurface and the underside of the hutch shelf.
- 36" hutch comes with two shelves. The lower shelf is height adjustable.
- Laminate doors or aluminum frame/glazed doors are available for the 72", 66" and 36" wide hutch. Laminate doors are 1 1/16" thick.
- Doors for 72" and 66" hutches come in a package of two doors, and accommodate either the left side or right side of the hutch. For full closure, two door kits are required (i.e. four doors total).
- Hutches can be mounted onto credenza units without mechanical fasteners. Two-sided tape is provided allowing installer to attach, however, flush plates are available for added security.
- Hutches come standard with one grommet and a full-length 1" wire access strip for cable management.

**STORAGE UNITS (FREESTANDING VS. UNDER WORKSURFACE)**

- One set of front-to-back file bars included per file drawer.
- All 24" deep lateral files and storage units are counterbalanced and come with interlock mechanisms. These units come standard with tops and are designed to be freestanding.
- All 22" deep lateral files and storage units are designed for use underneath worksurfaces and are not intended to be used as freestanding pieces.
- All mobile pedestals are available with a counterweight.

**LOCKS**

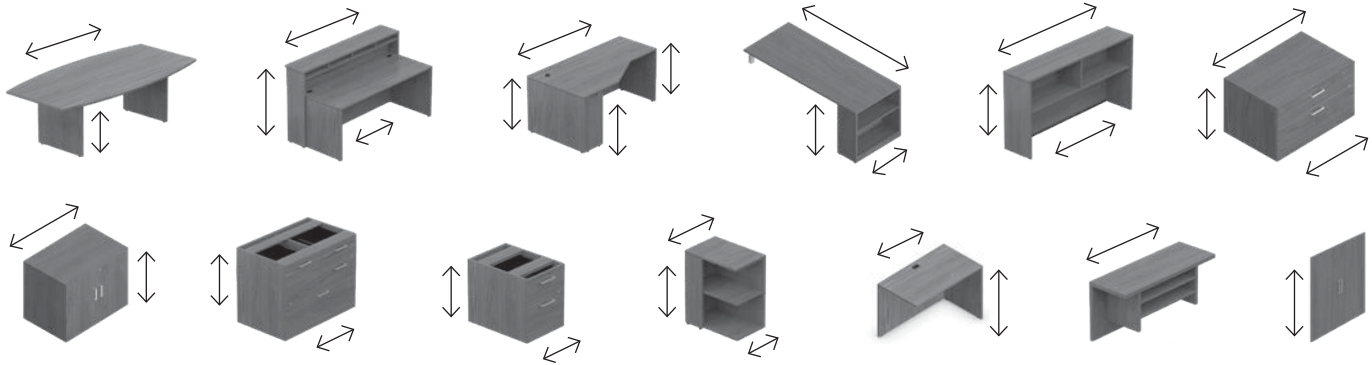
- Ionic key numbers range from #100-120. Locks are randomly installed at the factory. Key alike or preferred number assignment are not available.

**POWER BLOCK OPTIONS**

- Refer to Accessories price list pages under power and data for options to deliver desktop power and/or USB charging ports

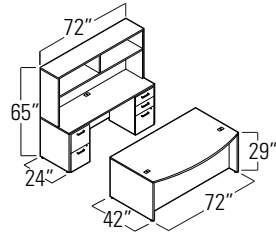
## LAMINATES WITH WOODGRAIN

- Typical woodgrain direction for Ionic is outlined below:

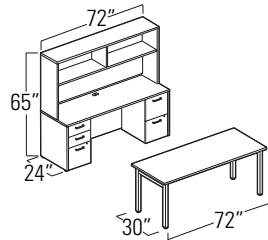


## ASSEMBLY

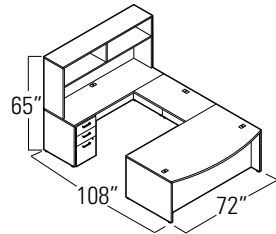
- Reception Desk (ML72MRD) is shipped in 2 cartons (desk - KD, mantle - assembled).
- Pedestals, lateral files and storage cabinets are shipped assembled.
- All other components are shipped easy to assemble and require some assembly.

**MLP201: Management Suite - Bow Front Desk**


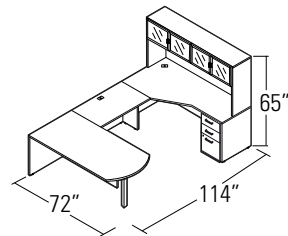
Package Contents	Model Number	Quantity	List Price	Package Price
Bow Desk	ML7242BD	1	<b>\$697</b>	<b>\$2552</b>
Credenza - Rectangular	ML7224C	1	<b>\$413</b>	
File/File Pedestal	ML22FF	1	<b>\$447</b>	
Hutch - 72"	ML72HO	1	<b>\$533</b>	
Box/Box/File Pedestal	ML22BBF	1	<b>\$462</b>	

**MLP230: Office Suite**


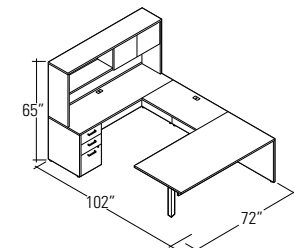
Package Contents	Model Number	Quantity	List Price	Package Price
Table Desk	ML7230DWL	1	<b>\$620</b>	<b>\$2475</b>
Credenza - Rectangular	ML7224C	1	<b>\$413</b>	
Hutch - 72"	ML72HO	1	<b>\$533</b>	
Box/Box/File Pedestal	ML22BBF	1	<b>\$462</b>	
File/File Pedestal	ML22FF	1	<b>\$447</b>	

**MLP205: Management Suite - Bow Front Desk w/Rectangular Credenza\***


Package Contents	Model Number	Quantity	List Price	Package Price
Bow Desk	ML7242BD	1	<b>\$697</b>	<b>\$2424</b>
Credenza - Rectangular	ML7224C	1	<b>\$413</b>	
Hutch - 72"	ML72HO	1	<b>\$533</b>	
Bridge	ML4224FB	1	<b>\$319</b>	
Box/Box/File Pedestal	ML22BBF	1	<b>\$462</b>	

**MLP202R: Management Suite - "D" Island w/Left Extended Credenza**


Package Contents	Model Number	Quantity	List Price	Package Price
"D" Island w/Square Post	ML7236DM	1	<b>\$545</b>	<b>\$2340</b>
Extended Corner Credenza - LEFT	ML7236CEL	1	<b>\$580</b>	
Hutch - 72"	ML72HO	1	<b>\$533</b>	
Bridge	ML4224FB	1	<b>\$319</b>	
Hanging Box/File Pedestal	ML22HBF	1	<b>\$363</b>	

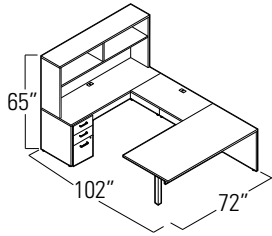
**MLP121: "U" Shaped Suite**


Package Contents	Model Number	Quantity	List Price	Package Price
Rectangular Island w/Square Post	ML7236RM	1	<b>\$545</b>	<b>\$2374</b>
Bridge	ML4224FB	1	<b>\$319</b>	
Credenza - Rectangular	ML7224C	1	<b>\$413</b>	
Hutch - 72"	ML72HO	1	<b>\$533</b>	
Laminate Doors	ML36DRL	1	<b>\$102</b>	
Box/Box/File Pedestal	ML22BBF	1	<b>\$462</b>	

\* Can be assembled left or right

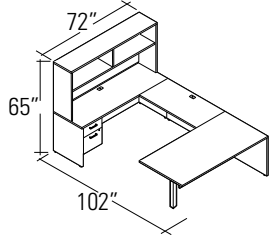


MLP221: Management Suite - Rectangular Island\*



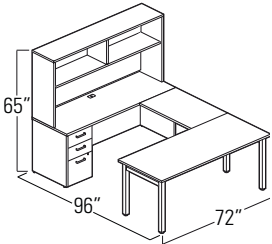
Package Contents	Model Number	Quantity	List Price	Package Price
Rectangular Island w/Square Post	ML7236RM	1	<b>\$545</b>	<b>\$2272</b>
Bridge	ML4224FB	1	<b>\$319</b>	
Credenza - Rectangular	ML7224C	1	<b>\$413</b>	
Hutch - 72"	ML72HO	1	<b>\$533</b>	
Box/Box/File Pedestal	ML22BBF	1	<b>\$462</b>	

MLP321: "U" Shaped Suite



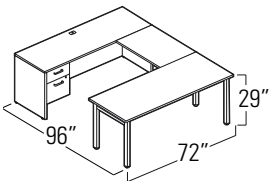
Package Contents	Model Number	Quantity	List Price	Package Price
Rectangular Island w/Square Post	ML7236RM	1	<b>\$545</b>	<b>\$2173</b>
Bridge	ML4224FB	1	<b>\$319</b>	
Credenza - Rectangular	ML7224C	1	<b>\$413</b>	
Hutch - 72"	ML72HO	1	<b>\$533</b>	
Hanging Box/File Pedestal	ML22HBF	1	<b>\$363</b>	

MLP229: "U" Shaped Suite\*



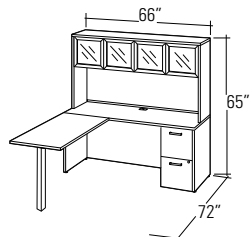
Package Contents	Model Number	Quantity	List Price	Package Price
Table Desk	ML7230DWL	1	<b>\$620</b>	<b>\$2210</b>
Bridge Top	ML4224B	1	<b>\$182</b>	
Credenza - Rectangular	ML7224C	1	<b>\$413</b>	
Hutch - 72"	ML72HO	1	<b>\$533</b>	
Box/Box/File Pedestal	ML22BBF	1	<b>\$462</b>	

MLP228: "U" Shaped Suite\*



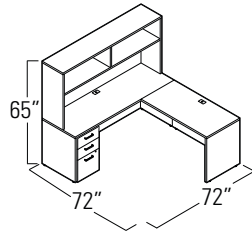
Package Contents	Model Number	Quantity	List Price	Package Price
Table Desk	ML7230DWL	1	<b>\$620</b>	<b>\$1578</b>
Bridge Top	ML4224B	1	<b>\$182</b>	
Credenza - Rectangular	ML7224C	1	<b>\$413</b>	
Hanging Box/File Pedestal	ML22HBF	1	<b>\$363</b>	

MLP235: Management "L" Suite

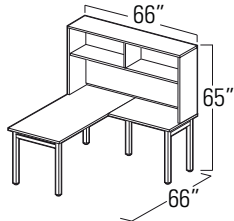


Package Contents	Model Number	Quantity	List Price	Package Price
Rectangular Island w/Square Post	ML4824RI	1	<b>\$376</b>	<b>\$2643</b>
Credenza - Rectangular	ML6624C	1	<b>\$369</b>	
Glazed Doors	ML33DRAG	2	<b>\$471</b>	
Hutch - 66"	ML66HO	1	<b>\$509</b>	
File/File Pedestal	ML22FF	1	<b>\$447</b>	

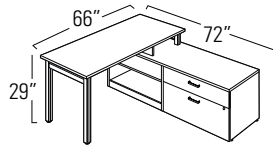
\* Can be assembled left or right

**MLP206: Supervisor Suite w/Rectangular Credenza\***


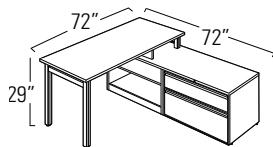
Package Contents	Model Number	Quantity	List Price	Package Price
Return	ML4824R	1	<b>\$374</b>	<b>\$1782</b>
Credenza - Rectangular	ML7224C	1	<b>\$413</b>	
Box/Box/File Pedestal	ML22BBF	1	<b>\$462</b>	
Hutch - 72"	ML72HO	1	<b>\$533</b>	

**MLP227: "L" Shaped Suite\***


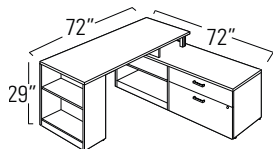
Package Contents	Model Number	Quantity	List Price	Package Price
Table Desk	ML6630DWL	1	<b>\$605</b>	<b>\$1416</b>
Return	ML3624RWL	1	<b>\$302</b>	
Hutch - 66"	ML66HO	1	<b>\$509</b>	

**MLP238: Ionic "L" Shape Suite\***


Package Contents	Model Number	Quantity	List Price	Package Price
Overlap Desk with Legs	ML6630POL	1	<b>\$599</b>	<b>\$1920</b>
Low Shelf Unit - No Top	ML2136CO	1	<b>\$471</b>	
Low Box/File - No Top	ML2136BF	1	<b>\$696</b>	
Top For 24"D Storage Unit	ML7224LT	1	<b>\$154</b>	

**MLP236: Ionic and MVL "L" Shape Suite\***


Package Contents	Model Number	Quantity	List Price	Package Price
Overlap Desk with Legs	ML7230POL	1	<b>\$613</b>	<b>\$1794</b>
1 ½ Open Shelf	M19361XSN	1	<b>\$421</b>	
1 ½ Drawer High Lateral Cabinet	M1936PXB	1	<b>\$609</b>	
Top For 19.25"D Storage Unit	ML7219LT	1	<b>\$151</b>	

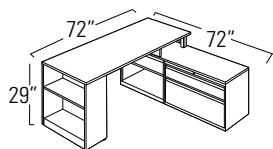
**MLP237: Ionic "L" Shape Suite\***


Package Contents	Model Number	Quantity	List Price	Package Price
Overlap Desk with Bookcase	ML7230POB	1	<b>\$941</b>	<b>\$2262</b>
Low Shelf Unit - No Top	ML2136CO	1	<b>\$471</b>	
Low Box/File - No Top	ML2136BF	1	<b>\$696</b>	
Top For 24"D Storage Unit	ML7224LT	1	<b>\$154</b>	

\* Can be assembled left or right

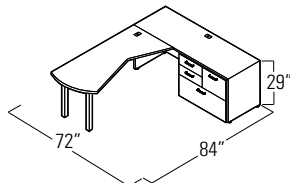
# I IONIC™ - PACKAGES

MLP241: Ionic and MVL "L" Shape Suite\*



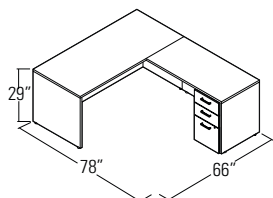
Package Contents	Model Number	Quantity	List Price	Package Price
Overlap Desk with Bookcase	ML7224POB	1	<b>\$877</b>	<b>\$2058</b>
1 ½ Open Shelf	M19361XSN	1	<b>\$421</b>	
1 ½ Drawer High Lateral Cabinet	M1936PXB	1	<b>\$609</b>	
Top For 19.25"D Storage Unit	ML7219LT	1	<b>\$151</b>	

MLP217L: "L" Shape w/Delta Surface



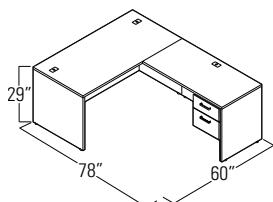
Package Contents	Model Number	Quantity	List Price	Package Price
Credenza - Rectangular	ML7224C	1	<b>\$413</b>	<b>\$1585</b>
Delta Island w/2 Square Posts - LEFT	ML6030PL	1	<b>\$449</b>	
Multi-Storage Unit - No Top	ML3622MS	1	<b>\$723</b>	

MLP108: "L" Shape Desk\*



Package Contents	Model Number	Quantity	List Price	Package Price
Rectangular Desk	ML6630D	1	<b>\$400</b>	<b>\$1236</b>
Return	ML4824R	1	<b>\$374</b>	
Box/Box/File Pedestal	ML22BBF	1	<b>\$462</b>	

MLP107: "L" Shape Desk\*



Package Contents	Model Number	Quantity	List Price	Package Price
Rectangular Desk	ML6030D	1	<b>\$375</b>	<b>\$1112</b>
Return	ML4824R	1	<b>\$374</b>	
Hanging Box/File Pedestal	ML22HBF	1	<b>\$363</b>	

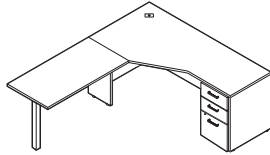
MLP116R - "L" Shape 72" x 84"



Package Contents	Model Number	Quantity	List Price	Package Price
Extended Corner Credenza - RIGHT	ML7236CER	1	<b>\$580</b>	<b>\$1418</b>
Rectangular Island w/Square Post	ML4824RI	1	<b>\$376</b>	
Box/Box/File Pedestal	ML22BBF	1	<b>\$462</b>	

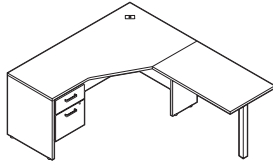
\* Can be assembled left or right

*MLP116L: "L" Shape 84" x 72"*



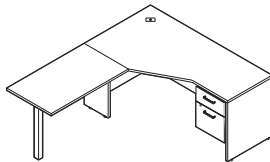
Package Contents	Model Number	Quantity	List Price	Package Price
Extended Corner Credenza - LEFT	ML7236CEL	1	<b>\$580</b>	<b>\$1418</b>
Rectangular Island w/Square Post	ML4824RI	1	<b>\$376</b>	
Box/Box/File Pedestal	ML22BBF	1	<b>\$462</b>	

*MLP115R: "L" Shape 66" x 78"*



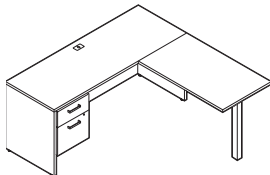
Package Contents	Model Number	Quantity	List Price	Package Price
Extended Corner Credenza - RIGHT	ML6636CER	1	<b>\$511</b>	<b>\$1227</b>
Rectangular Island w/Square Post	ML4224RI	1	<b>\$353</b>	
Hanging Box/File Pedestal	ML22HBF	1	<b>\$363</b>	

*MLP115L: "L" Shape 78" x 66"*



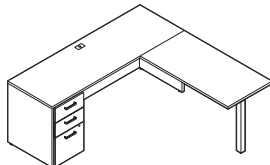
Package Contents	Model Number	Quantity	List Price	Package Price
Extended Corner Credenza - LEFT	ML6636CEL	1	<b>\$511</b>	<b>\$1227</b>
Rectangular Island w/Square Post	ML4224RI	1	<b>\$353</b>	
Hanging Box/File Pedestal	ML22HBF	1	<b>\$363</b>	

*MLP113: "L" Shape 66" x 66"\**



Package Contents	Model Number	Quantity	List Price	Package Price
Credenza - Rectangular	ML6624C	1	<b>\$369</b>	<b>\$1085</b>
Rectangular Island w/Square Post	ML4224RI	1	<b>\$353</b>	
Hanging Box/File Pedestal	ML22HBF	1	<b>\$363</b>	

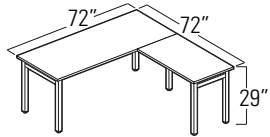
*MLP114 - "L" Shape 72" x 72"\**



Package Contents	Model Number	Quantity	List Price	Package Price
Credenza - Rectangular	ML7224C	1	<b>\$413</b>	<b>\$1251</b>
Rectangular Island w/Square Post	ML4824RI	1	<b>\$376</b>	
Box/Box/File Pedestal	ML22BBF	1	<b>\$462</b>	

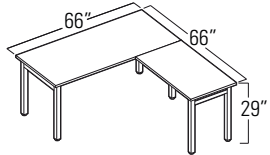
\* Can be assembled left or right

MLP224: "L" Shape Suite\*



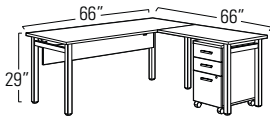
Package Contents	Model Number	Quantity	List Price	Package Price
Table Desk	ML7230DWL	1	<b>\$620</b>	<b>\$946</b>
Return	ML4224RWL	1	<b>\$326</b>	

MLP222: "L" Shape Suite\*



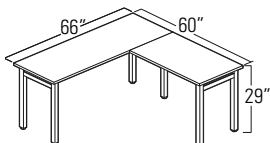
Package Contents	Model Number	Quantity	List Price	Package Price
Table Desk	ML6630DWL	1	<b>\$605</b>	<b>\$907</b>
Return	ML3624RWL	1	<b>\$302</b>	

MLP231: "L" Shape Suite\*



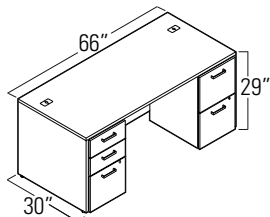
Package Contents	Model Number	Quantity	List Price	Package Price
Table Desk	ML6630DWL	1	<b>\$605</b>	<b>\$1703</b>
Return	ML3624RWL	1	<b>\$302</b>	
Box/Box/File Mobile Pedestal	MLMP22BBF	1	<b>\$637</b>	
Modesty Panel for Table Desk	ML6612MPT	1	<b>\$159</b>	

MLP223: "L" Shape Suite\*



Package Contents	Model Number	Quantity	List Price	Package Price
Table Desk	ML6624DWL	1	<b>\$559</b>	<b>\$861</b>
Return	ML3624RWL	1	<b>\$302</b>	

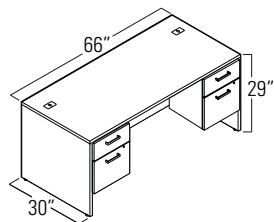
MLP109 - 66" x 30" Double Pedestal Desk



Package Contents	Model Number	Quantity	List Price	Package Price
Rectangular Desk	ML6630D	1	<b>\$400</b>	<b>\$1309</b>
Box/Box/File Pedestal	ML22BBF	1	<b>\$462</b>	
File/File Pedestal	ML22FF	1	<b>\$447</b>	

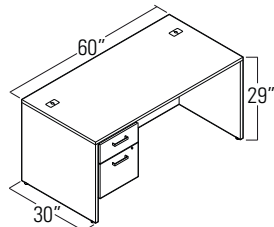
\* Can be assembled left or right

MLP110: 66" x 30" Double Pedestal Desk



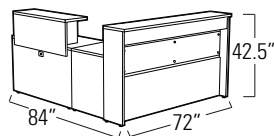
Package Contents	Model Number	Quantity	List Price	Package Price
Rectangular Desk	ML6630D	1	<b>\$400</b>	<b>\$1126</b>
Hanging Box/File Pedestal	ML22HBF	2	<b>\$363</b>	

MLP111: 60" x 30" Single Pedestal Desk\*



Package Contents	Model Number	Quantity	List Price	Package Price
Rectangular Desk	ML6030D	1	<b>\$375</b>	<b>\$738</b>
Hanging Box/File Pedestal	ML22HBF	1	<b>\$363</b>	

MLP633: Reception Suite



Package Contents	Model Number	Quantity	List Price	Package Price
Reception Desk	ML72MRD	1	<b>\$2524</b>	<b>\$3264</b>
Return	ML4824R	1	<b>\$374</b>	
Reception Desk Top	ML36RT	1	<b>\$366</b>	

\* Can be assembled left or right

## TABLE DESKS &amp; COMPONENTS

## MODEL #

DIMENSIONS <sup>IN</sup>  
MM

W x D x H

WEIGHT <sup>LB</sup>  
KG

VOLUME <sup>FT<sup>3</sup></sup>  
MT<sup>3</sup>

## LIST PRICE




Table Desk

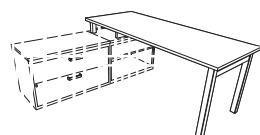
**24" deep**

ML3624DWL	36 x 24 x 29 914 x 610 x 737	76 34.47	5 0.14	<b>\$468</b>
ML4824DWL	48 x 24 x 29 1219 x 610 x 737	76 34.47	5 0.14	<b>\$488</b>
ML5424DWL	54 x 24 x 29 1372 x 610 x 737	81 36.74	5 0.14	<b>\$511</b>
ML6024DWL	60 x 24 x 29 1524 x 610 x 737	89 40.37	5 0.14	<b>\$534</b>
ML6624DWL	66 x 24 x 29 1676 x 610 x 737	89 40.37	5.5 0.15	<b>\$559</b>
ML7224DWL	72 x 24 x 29 1829 x 610 x 737	93 42.18	5.5 0.15	<b>\$572</b>

**30" deep**

ML6030DWL	60 x 30 x 29 1524 x 762 x 737	103 46.72	6.5 0.18	<b>\$582</b>
ML6630DWL	66 x 30 x 29 1676 x 762 x 737	104 47.17	7 0.19	<b>\$605</b>
ML7230DWL	72 x 30 x 29 1829 x 762 x 737	111 50.35	7 0.19	<b>\$620</b>

Freestanding rectangular desk with two H-legs and stability panel. Accepts laminate modesty panel.  
Shipped easy to assemble in 2 cartons.



Overlap Desk w/Legs

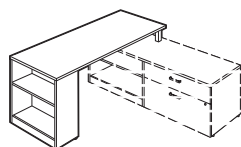
**24" deep**

ML6624POL	66 x 24 x 29 1676 x 610 x 737	69 31.3	5 0.14	<b>\$544</b>
ML7224POL	72 x 24 x 29 1829 x 610 x 737	73 33.11	5.25 0.14	<b>\$560</b>

**30" deep**

ML6630POL	66 x 30 x 29 1676 x 762 x 737	81 36.74	5.75 0.16	<b>\$599</b>
ML7230POL	72 x 30 x 29 1829 x 762 x 737	86 39.01	6 0.16	<b>\$613</b>

To overlap and be supported by low storage and 22.25"H shelving units. Includes one 28" high H-leg, one 5 3/4" high H-leg support and laminate support spacer. Specify laminate finish for top and support spacer and H-leg finish.  
Alternative: May also be supported by a 1 1/2 high MVL steel storage unit with a 1" thick laminate top.  
Shipped easy to assemble in 2 cartons.



Overlap Desk w/Bookcase


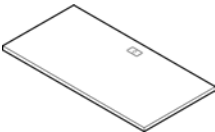
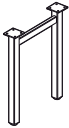

**24" deep**

ML7224POB	72 x 24 x 29 1829 x 610 x 737	94 42.64	10 0.28	<b>\$877</b>
-----------	----------------------------------	-------------	------------	--------------

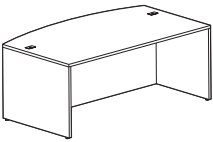
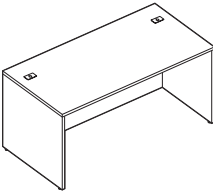
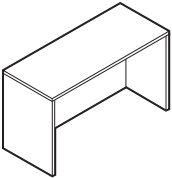
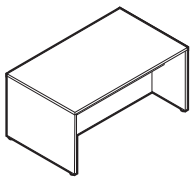
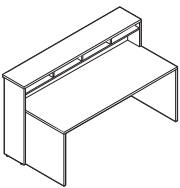
**30" deep**

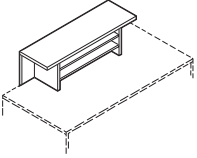
ML7230POB	72 x 30 x 29 1829 x 762 x 737	118 53.52	11.5 0.32	<b>\$941</b>
-----------	----------------------------------	--------------	--------------	--------------

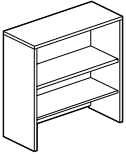
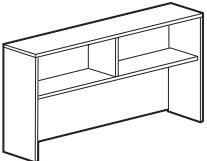
To overlap and be supported by low storage and 22.25"H shelving units. Includes one 12"D bookcase with an adjustable shelf, one 5 3/4" high H-leg support and laminate support spacer. Specify laminate finish for top and support spacer, laminate finish for bookcase and H-leg finish.  
Alternative: May also be supported by a 1 1/2 high MVL steel storage unit with a 1" thick laminate top.  
Shipped easy to assemble in 3 cartons.

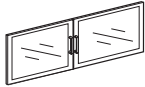
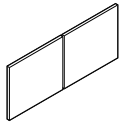

TABLES DESK & COMPONENTS	MODEL #	DIMENSIONS <sup>IN</sup> <sub>MM</sub>	WEIGHT <sup>LB</sup> <sub>KG</sub>	VOLUME <sup>FT<sup>3</sup></sup> <sub>MT<sup>3</sup></sub>	LIST PRICE
 <p><b>Return</b></p>	<b>W x D x H</b>				
	ML3024RWL	30 x 24 x 29 762 x 610 x 737	50 22.68	4.5 0.12	<b>\$298</b>
	ML3624RWL	36 x 24 x 29 914 x 610 x 737	55 24.95	4.5 0.12	<b>\$302</b>
	ML4224RWL	42 x 24 x 29 1067 x 610 x 737	59 26.76	4.5 0.12	<b>\$326</b>
	ML4824RWL	48 x 24 x 29 1219 x 610 x 737	64 29.03	5 0.14	<b>\$331</b>
	ML5424RWL	54 x 24 x 29 1372 x 610 x 737	67 30.39	5 0.14	<b>\$354</b>
Connects flush to freestanding desk, table desk and credenza. One leg included. Connecting hardware included. Shipped easy to assemble in 2 cartons.					
 <p><b>Bridge Top</b></p>	ML3624B	36 x 24 x 1 914 x 610 x 25	35 15.88	2 0.05	<b>\$163</b>
	ML4224B	42 x 24 x 1 1067 x 610 x 25	40 18.14	2 0.05	<b>\$182</b>
	ML4824B	48 x 24 x 1 1219 x 610 x 25	44 19.96	2 0.05	<b>\$191</b>
	Connects flush between two freestanding units with full end gables or two H-legs. Shipped easy to assemble in 1 carton.				
 <p><b>H-Leg</b></p>	ML24LEG	23 x 4 x 28 584 x 102 x 711	19 8.62	3 0.08	<b>\$167</b>
	For use with 24" deep tops only. Shipped assembled in 1 carton.				
 <p><b>Modesty Panel for Table Desks</b></p>	ML4812MPT	42 x 0.68 x 12 1067 x 17 x 305	24 10.89	1 0.02	<b>\$145</b>
	ML5412MPT	48 x 0.68 x 12 1219 x 17 x 305	26 11.79	1 0.02	<b>\$150</b>
	ML6012MPT	54 x 0.68 x 12 1372 x 17 x 305	28 12.7	1 0.02	<b>\$155</b>
	ML6612MPT	60 x 0.68 x 12 1524 x 17 x 305	32 14.51	1.5 0.04	<b>\$159</b>
	ML7212MPT	66 x 0.68 x 12 1676 x 17 x 305	27 12.25	1.5 0.04	<b>\$164</b>
	ML4812MPT can be used with ML4824DWL. ML5412MPT can be used with ML5424DWL. ML6012MPT can be used with ML6030DWL and ML6024DWL. ML6612MPT can be used with ML6630DWL and ML6624DWL. ML7212MPT can be used with ML7230DWL and ML7224DWL. To be secured to H-leg tabs with wood screws provided, pilot holes pre-drilled. Shipped in 1 carton.				

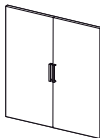
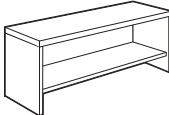
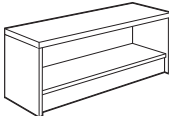
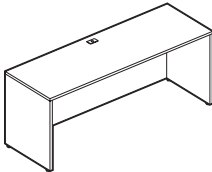
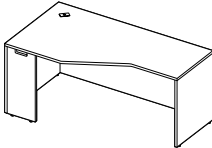


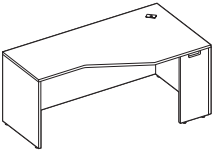
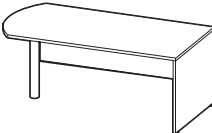
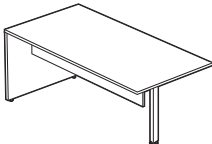
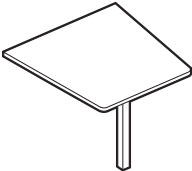
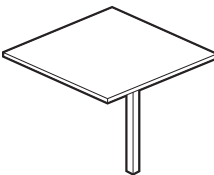
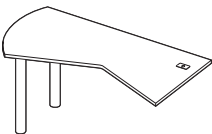
DESKS	MODEL #	DIMENSIONS IN MM	WEIGHT LB KG	VOLUME FT <sup>3</sup> MT <sup>3</sup>	LIST PRICE
 <p><b>Bow Desk</b></p>	<b>W x D x H</b>				
	ML7242BD	72 x 36 x 29 1829 x 914 x 737	176 79.83	7 0.19	<b>\$697</b>
 <p><b>Rectangular Desk</b></p>	ML6030D	60 x 30 x 29 1524 x 762 x 737	125 56.7	4.5 0.12	<b>\$375</b>
	ML6630D	66 x 30 x 29 1676 x 762 x 737	132 59.87	5 0.14	<b>\$400</b>
	ML7230D	72 x 30 x 29 1829 x 762 x 737	157 71.21	5.5 0.15	<b>\$439</b>
	ML7236D	72 x 36 x 29 1829 x 914 x 737	160 72.57	6 0.16	<b>\$464</b>
	Rectangular desks with two wire grommets and a full modesty panel. 30" deep - modesty panel recessed 4.3". 36" deep - modesty panel recessed 5.0". Shipped easy to assemble in 1 carton.				
 <p><b>Space Saver Desks, Single Sided</b></p>	ML482028CT	48 x 20 x 28 1219 x 508 x 711	73.4 33.29	2.8 0.07	<b>\$416</b>
	ML542028CT	54 x 20 x 28 1372 x 508 x 711	83.1 37.69	3.2 0.09	<b>\$436</b>
	ML602028CT	60 x 20 x 28 1524 x 508 x 711	92.9 42.14	3.5 0.09	<b>\$452</b>
	28"H overall. 20"D surface ideal as touch down space with option to include desktop power module. Inset back to accommodate cable management. Optional cut-out to accommodate Cove mini power module; power module to be ordered separately (see page 125). Cut-out options: FOG1 (left), FOG2 (centered) or FOG3 (right). Best suited for use with Craft lounge series, refer to seating section of the price list pages 28-30 or other occasional seating. Shipped easy to assemble in 1 carton.				
 <p><b>Community Desks, Double Sided</b></p>	ML483628CT	48 x 36 x 28 1219 x 914 x 711	130.1 59.01	4.2 0.11	<b>\$604</b>
	ML543628CT	54 x 36 x 28 1372 x 914 x 711	140.1 63.55	4.3 0.12	<b>\$628</b>
	ML603628CT	60 x 36 x 28 1524 x 914 x 711	150.1 68.08	4.8 0.13	<b>\$656</b>
	28"H overall. Ideal for use in common areas as a casual meeting or workspace; accommodates users on either side. Center modesty panel is short to the underside of top by 6.5" with two support channels on either side of modesty creating a cavity for addition of power modules and cable management. Optional FOG1, FOG2 or FOG3 surface grommets also may accommodate Cove mini power module; power module to be ordered separately (see page 125). Side pass-through grommets are optional (Options: PTL pass-through left side, PTR pass-through right side or PT2 pass-through both sides). Best suited for use with Craft lounge series, refer to seating section of the price list pages 28-30. Shipped easy to assemble in 1 carton.				
 <p><b>Reception Desk</b></p>	ML72MRD	72 x 36.5 x 42 1829 x 927 x 1067	300 136.08	32 0.9	<b>\$2524</b>
	When specifying <u>two</u> finishes: First finish: mantle top and desk worksurface. Second finish: vertical surfaces and pigeon holes.  Includes desk, reception mantle, glass panel mounted onto White melamine, light kit and four pigeon holes. Desk and mantle do not attach. Desk shipped easy to assemble in 1 carton. Mantle shipped easy to assemble in 2 carton.				

DESKS	MODEL #	DIMENSIONS <sup>IN</sup> <sup>MM</sup>	WEIGHT <sup>LB</sup> <sup>KG</sup>	VOLUME <sup>FT<sup>3</sup></sup> <sup>MT<sup>3</sup></sup>	LIST PRICE
		<b>W x D x H</b>			
	ML36RT	36 x 13 x 13 914 x 330 x 330	50 22.68	2.5 0.07	<b>\$366</b>
	ML42RT	42 x 13 x 13 1067 x 330 x 330	66 29.94	3 0.08	<b>\$400</b>
	Reception desk top that fits onto worksurfaces. Two shelves. Includes two-sided tape. Note: 13" high above surface, 17" high overall. Shipped easy to assemble in 1 carton.				

HUTCHES	MODEL #	DIMENSIONS <sup>IN</sup> <sup>MM</sup>	WEIGHT <sup>LB</sup> <sup>KG</sup>	VOLUME <sup>FT<sup>3</sup></sup> <sup>MT<sup>3</sup></sup>	LIST PRICE
	ML36HO	36 x 15 x 36 914 x 381 x 914	90 40.82	4 0.11	<b>\$417</b>
	ML36HO has a fixed center shelf and an adjustable lower shelf. Predrilled to accommodate glazed (ML36PHGD) or laminate (ML36PHLD) doors. Shipped easy to assemble in 1 carton.				
	ML66HO	66 x 15 x 36 1676 x 381 x 914	132 59.87	5 0.14	<b>\$509</b>
	ML72HO	72 x 15 x 36 1829 x 381 x 914	140 63.5	6 0.16	<b>\$533</b>
ML72HO and ML66HO have fixed shelf dividers. Can be used on any straight worksurface. 20" of clearance between worksurface and bottom of hutch. Predrilled to accommodate glazed or laminate doors. Shipped easy to assemble in 1 carton.					

HUTCH DOORS	MODEL #	DIMENSIONS <sup>IN</sup> <sup>MM</sup>	WEIGHT <sup>LB</sup> <sup>KG</sup>	VOLUME <sup>FT<sup>3</sup></sup> <sup>MT<sup>3</sup></sup>	LIST PRICE
	ML33DRAG	31.76 x 0.81 x 14.68 807 x 21 x 373	8 3.63	1.5 0.04	<b>\$471</b>
	ML36DRAG	34.76 x 0.81 x 14.68 883 x 21 x 373	10 4.54	1.5 0.04	<b>\$485</b>
Set of two glazed doors for one side of hutch. Hinges included. Non locking. Not intended for use with laminate doors. Shipped in 1 carton. ML33DRAG - Set of 2 doors for ML66HO with a total width of 33". ML36DRAG - Set of 2 doors for ML72HO with a total width of 36".					
	ML33DRL	31.76 x 0.68 x 15 807 x 17 x 381	18 8.16	2 0.05	<b>\$98</b>
	ML36DRL	34.76 x 0.68 x 15 883 x 17 x 381	20 9.07	2 0.05	<b>\$102</b>
Set of two laminate doors for one side of hutch. Hinges included. Non locking. Not intended for use with glazed doors. Shipped in 1 carton. ML33DRL - Set of 2 doors for ML66HO with a total width of 33". ML36DRL - Set of 2 doors for ML72HO with a total width of 36".					
	ML36PHGD	34.8 x 0.81 x 34.81 884 x 21 x 884	45 20.41	1.5 0.04	<b>\$898</b>
Set of two aluminum framed glazed doors that fit onto 36" wide hutch <u>only</u> . Handles included. Non locking. Shipped in 1 carton.					

HUTCH DOORS		MODEL #	DIMENSIONS	WEIGHT	VOLUME	LIST PRICE
			<b>W x D x H</b>			
	ML36PHLD	34.8 x 0.68 x 34.81 884 x 17 x 884	35 15.88	0.75 0.02	<b>\$229</b>	
	Set of two laminate doors that fit onto 36" wide hutch <u>only</u> . Handles included. Non locking. Shipped in 1 carton.					
DESKTOP STORAGE						
	ML36LDTS	36 x 12 x 12 914 x 305 x 305	50 22.68	3.6 0.1	<b>\$374</b>	
	ML42LDTS	42 x 12 x 12 1067 x 305 x 305	59 26.76	4.2 0.11	<b>\$409</b>	
	ML48LDTS	48 x 12 x 12 1219 x 305 x 305	69 31.3	4.9 0.13	<b>\$430</b>	
	ML54LDTS	54 x 12 x 12 1372 x 305 x 305	80 36.29	5.5 0.15	<b>\$457</b>	
	Desktop storage secures with double sided tape included to surface mounting on. Inside clearance 7.25"H, 3"H open bottom. 54" wide unit has a center vertical divider. Shipped assembled in 1 carton.					
	ML36LDTSF	36 x 12 x 12 914 x 305 x 305	54 24.49	3.6 0.1	<b>\$387</b>	
	ML42LDTSF	42 x 12 x 12 1067 x 305 x 305	63 28.58	4.2 0.11	<b>\$424</b>	
	ML48LDTSF	48 x 12 x 12 1219 x 305 x 305	73 33.11	4.9 0.13	<b>\$447</b>	
	ML54LDTSF	54 x 12 x 12 1372 x 305 x 305	84 38.1	5.5 0.15	<b>\$474</b>	
	Desktop storage secures with double sided tape included to surface mounting on. 54" wide unit has a center vertical divider. Inside clearance 7.25"H, fascia is optional with cut-out to accommodate Cove mini power module MVCOVSM2B/S or MVCOVS1UB/S; power module to be ordered separately (see page 125). Cut-out options: FOG1 (left), FOG2 (centered) or FOG3 (right). MLxxLDTSF back is short to allow cable from power module to pass through back. Shipped assembled in 1 carton.					
CREDENZAS						
	ML7224C	72 x 24 x 29 1829 x 610 x 737	123 55.79	5 0.14	<b>\$413</b>	
	ML6624C	66 x 24 x 29 1676 x 610 x 737	117 53.07	4.5 0.12	<b>\$369</b>	
	Rectangular credenza with a surface wire grommet and a modesty panel wire grommet. Flush and full height modesty panel. Optional 12"H modesty panel available, please specify <b>(12)</b> . Shipped easy to assemble in 1 carton.					
EXTENDED CORNER CREDENZAS						
	ML6636CEL	66 x 36 x 29 1676 x 914 x 737	142 64.41	5.5 0.15	<b>\$511</b>	
	ML7236CEL	72 x 36 x 29 1829 x 914 x 737	150 68.04	6 0.16	<b>\$580</b>	
	Narrow and full gables. Narrow end gable can be connected to 24"D return or flush bridge. Full end panel cannot be connected. Corner wire grommet. Optional 12"H modesty panel available, please specify <b>(12)</b> . Shipped easy to assemble in 1 carton.					
Extended Corner Credenza - LEFT						

EXTENDED CORNER CREDENZAS	MODEL #	DIMENSIONS <sup>IN</sup> <sub>MM</sub>	WEIGHT <sup>LB</sup> <sub>KG</sub>	VOLUME <sup>FT<sup>3</sup></sup> <sub>MT<sup>3</sup></sub>	LIST PRICE
		W x D x H			
	ML6636CER	66 x 36 x 29 1676 x 914 x 737	142 64.41	5.5 0.15	\$511
	ML7236CER	72 x 36 x 29 1829 x 914 x 737	150 68.04	6 0.16	\$580
Extended Corner Credenza - RIGHT	Narrow and full gables. Narrow end gable can be connected to 24"D return or flush bridge. Full end panel cannot be connected. Corner wire grommet. Full height modesty panel. Optional 12"H modesty panel available, please specify (12). Shipped easy to assemble in 1 carton.				
ISLANDS WITH MODESTY					
	ML6630DM	66 x 30 x 29 1676 x 762 x 737	91 41.28	5 0.14	\$464
	ML7236DM	72 x 36 x 29 1829 x 914 x 737	108 48.99	6 0.16	\$545
D Island w/Square Post Leg	Square post and modesty panel with 16" clearance. No grommet. Must be connected. Reversible. Shipped easy to assemble in 2 cartons.				
	ML6630RM	66 x 30 x 29 1676 x 762 x 737	88 39.92	5 0.14	\$464
	ML7236RM	72 x 36 x 29 1829 x 914 x 737	114 51.71	6 0.16	\$545
Rectangular Island w/Square Post Leg	Square post and modesty panel with 16" clearance. No grommet. Must be connected. Reversible. Shipped easy to assemble in 2 cartons.				
ISLANDS WITHOUT MODESTY					
	ML3636WI	36 x 36 x 29 914 x 914 x 737	35.8 16.24	2.34 0.06	\$347
	ML4242WI	42 x 42 x 29 1067 x 1067 x 737	45.8 20.77	3.04 0.08	\$417
Wedge Island - Square Post Leg	36" or 42" wide where surface connects. Use to create a collaborative huddle table with open shelf ML36290S or ML42290S. Connecting hardware included. Shipped easy to assemble in 2 cartons.				
	ML3636SI	36 x 36 x 29 914 x 914 x 737	37.8 17.15	2.34 0.06	\$335
	ML4242SI	42 x 42 x 29 1067 x 1067 x 737	47.8 21.68	3.04 0.08	\$404
Square Island - Square Post Leg	36" or 42" wide where surface connects. Use to create a collaborative huddle table with open shelf ML36290S or ML42290S. Connecting hardware included. Shipped easy to assemble in 2 cartons.				
	ML6030PL	60 x 30 x 29 1524 x 762 x 737	63 28.58	2.5 0.07	\$449
Delta Island w/Square Post Legs - LEFT	30"D where surface connects. Corner wire grommet. Two square posts. Connecting hardware included. Optional modesty panel available. Shipped easy to assemble in 3 cartons.				

## ISLANDS WITHOUT MODESTY

## MODEL #

## DIMENSIONS

IN  
MM

## WEIGHT

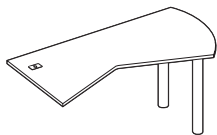
LB  
KG

## VOLUME

FT<sup>3</sup>  
MT<sup>3</sup>

## LIST PRICE

## W x D x H



Delta Island w/Square Post Legs - RIGHT

ML6030PR

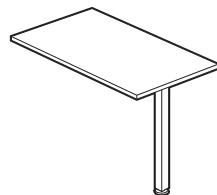
60 x 30 x 29  
1524 x 762 x 737

63  
28.58

2.5  
0.07

**\$449**

30"D where surface connects. Corner wire grommet. Two square posts. Connecting hardware included. Optional modesty panel available. Shipped easy to assemble in 3 cartons.



Rectangular Island w/Square Post Leg

ML4224RI

42 x 24 x 29  
1067 x 610 x 737

19  
8.62

2  
0.05

**\$353**

ML4824RI

48 x 24 x 29  
1219 x 610 x 737

21  
9.53

2  
0.05

**\$376**

24"D where surface connects. One square post. Connecting hardware included. Optional modesty panel available. Reversible. Shipped easy to assemble in 2 cartons.

## MODESTY PANELS

## W x D x H



Modesty Panel for Island Surfaces

ML4212MP

32 x 0.68 x 12  
813 x 17 x 305

15  
6.8

0.65  
0.01

**\$138**

ML4812MP

38 x 0.68 x 12  
965 x 17 x 305

20  
9.07

0.75  
0.02

**\$160**

ML6012MP

45 x 0.68 x 12  
1143 x 17 x 305

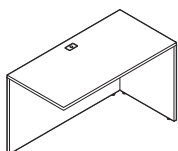
25  
11.34

1  
0.02

**\$163**

ML4212MP can be used with ML4224RI. ML4812MP can be used with ML4824RI. ML6012MP can be used with ML6030PL and ML6030PR. Shipped easy to assemble in 1 carton.

## RETURNS



Return

ML3024R

30 x 24 x 29  
762 x 610 x 737

61  
27.67

2.5  
0.07

**\$347**

ML3624R

36 x 24 x 29  
914 x 610 x 737

68  
30.84

3  
0.08

**\$357**

ML4224R

42 x 24 x 29  
1067 x 610 x 737

76  
34.47

3.5  
0.09

**\$370**

ML4824R

48 x 24 x 29  
1219 x 610 x 737

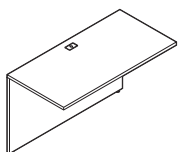
85  
38.56

4  
0.11

**\$374**

For use with rectangular desks, credenzas and corner credenzas. Two grommets. Reversible. Optional 12"H modesty panel available, please specify **(12)**. Shipped easy to assemble in 1 carton.

## BRIDGES



Bridge

ML3624FB

36 x 24 x 29  
914 x 610 x 737

55  
24.95

2  
0.05

**\$309**

ML4224FB

42 x 24 x 29  
1067 x 610 x 737

65  
29.48

2.5  
0.07

**\$319**

ML4824FB



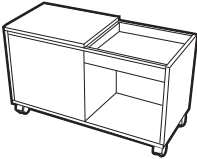
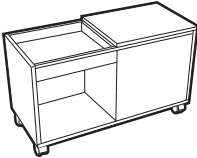


48 x 24 x 29  
1219 x 610 x 737


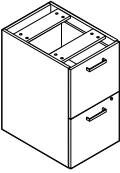
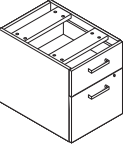
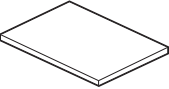
75  
34.02

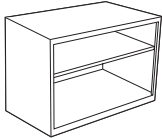
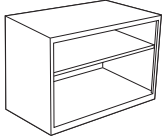
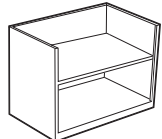

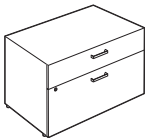
3  
0.08

**\$331**

To create a "U" shape by connecting two units with full end gables. Two wire grommets. Connecting hardware included. Optional 12"H modesty panel available, please specify **(12)**. Shipped easy to assemble in 1 carton.

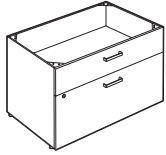
MOBILE PEDESTALS	MODEL #	DIMENSIONS <small>IN MM</small>	WEIGHT <small>LB KG</small>	VOLUME <small>FT<sup>3</sup> MT<sup>3</sup></small>	LIST PRICE
 <p><b>Box/File Mobile Pedestal</b></p>	<b>W x D x H</b>				
	MLMP22BF	16 x 22 x 23 406 x 559 x 584	80 36.29	7 0.19	<b>\$559</b>
One box drawer and one front locking file drawer. Supported by five casters with two front locking casters. Pencil tray and file bar included. Optional cushion available. Shipped assembled in 1 carton.					
 <p><b>Box/Box/File Mobile Pedestal</b></p>					
	MLMP22BBF	16 x 22 x 27 406 x 559 x 686	95 43.09	8 0.22	<b>\$637</b>
Two box drawers and one front locking file drawer. Front locking casters. Pencil tray and file bar included. Sits flush with user edge under 30"D table desks with or without modesty panel or 24"D returns without modesty panel. Does not sit flush under 24"D table desk. Shipped assembled in 1 carton.					
 <p><b>Mobile Ped Buddy - LEFT</b></p>					
	MLMPB34L	16 x 34 x 20 406 x 864 x 508	62 28.12	8.75 0.24	<b>\$683</b>
All laminate construction with a Brushed Chrome trim. Accepts legal or letter hanging file folders in file box; <b>right</b> side is split with an upper open box and a lower open shelf ideal for neatly storing reference materials, larger personal items or a recycling bin within a workspace. Sliding top conceals or exposes one side or the other and accepts an optional cushion to provide extra seating for guests. Shipped assembled in 1 carton.					
 <p><b>Mobile Ped Buddy - RIGHT</b></p>					
	MLMPB34R	16 x 34 x 20 406 x 864 x 508	62 28.12	8.75 0.24	<b>\$683</b>
All laminate construction with a Brushed Chrome trim. Accepts legal or letter hanging file folders in file box; <b>left</b> side is split with an upper open box and a lower open shelf ideal for neatly storing reference materials, larger personal items or a recycling bin within a workspace. Sliding top conceals or exposes one side or the other and accepts an optional cushion to provide extra seating for guests. Shipped assembled in 1 carton.					
 <p><b>Cushion for Mobile Ped Buddy</b></p>					
	MLMPBC18	17.6 x 14.8 x 1.5 447 x 376 x 38	10 4.54	0.8 0.02	<b>\$105</b>
For use with MLMPB34L or MLMPB34R. Available in all Global grade 1 seating textiles or in Luxhide bonded leather. 1 carton.					
 <p><b>Cushion for Box/File Mobile Pedestal</b></p>					
	MLMPC22	16 x 22 x 2 406 x 559 x 51	8 3.63	0.9 0.02	<b>\$114</b>
For use with MLMP22BF only. Available in all Global grade 1 seating textiles or in Luxhide bonded leather. 1 carton.					

PEDESTALS	MODEL #	DIMENSIONS <small>IN MM</small>	WEIGHT <small>LB KG</small>	VOLUME <small>FT<sup>3</sup> MT<sup>3</sup></small>	LIST PRICE
	W x D x H				
	ML22BBF	16 x 22 x 28 406 x 559 x 711	82 37.19	8 0.22	\$462
Two box drawers and one front locking file drawer. Pencil tray and file bar included. Top is open. May be installed or moved to a left or right hand position within a <b>bow/rectangular/reception desk, return</b> or <b>credenza</b> . Shipped assembled in 1 carton.					
					
	ML22FF	16 x 22 x 28 406 x 559 x 711	82 37.19	8 0.22	\$447
Two front locking file drawers. Can be moved to a left or right position. Top is open. Pencil tray and file bar included. Shipped assembled in 1 carton.					
					
	ML22HBF	16 x 22 x 19 406 x 559 x 483	65 29.48	5 0.14	\$363
One box drawer and one front locking file drawer. Pencil tray and file bar included. Shipped assembled in 1 carton.					
					
	ML22TOP	16 x 22 x 1 406 x 559 x 25	9 4.08	1 0.02	\$69
Top for ML22BBF and ML22FF pedestals. Includes mounting hardware. 1 carton.					

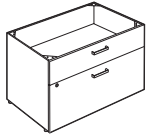
STORAGE UNITS	MODEL #	DIMENSIONS <small>IN MM</small>	WEIGHT <small>LB KG</small>	VOLUME <small>FT<sup>3</sup> MT<sup>3</sup></small>	LIST PRICE
 <p><b>Low Shelf Unit w/Top</b></p>	<b>W x D x H</b>				
	ML2230COT	30 x 24 x 22.25 762 x 610 x 565	149 67.59	10.73 0.3	<b>\$521</b>
	ML2236COT	36 x 24 x 22.25 914 x 610 x 565	179 81.19	12.79 0.36	<b>\$534</b>
	<b>24"D.</b> Can be used as a freestanding shelf unit or to support overlap desk with leg or bookcase. One adjustable shelf. Specify top finish and chasis/shelf finish separately. Accepts ML2436C and ML2430C cushions. Shipped assembled in 1 carton.				
	ML2230NOT	30 x 19.25 x 22.25 762 x 489 x 565	116 52.62	8.71 0.24	<b>\$506</b>
	ML2236NOT	36 x 19.25 x 22.25 914 x 489 x 565	138 62.6	10.38 0.29	<b>\$513</b>
 <p><b>Low Shelf Unit w/Top</b></p>	<b>19.25"D.</b> Can be used as a freestanding shelf unit or to support overlap desk with leg or bookcase. One adjustable shelf. Specify top finish and chasis/shelf finish separately. Accepts ML1936C and ML1930C cushions. Shipped assembled in 1 carton.				
	ML2130CO	30 x 24 x 21.25 762 x 610 x 540	127 57.61	10.27 0.29	<b>\$459</b>
	ML2136CO	36 x 24 x 21.25 914 x 610 x 540	151 68.49	12.25 0.34	<b>\$471</b>
	<b>24"D.</b> Can be used to create a freestanding unit (two low storage units and a finished top). Can also support overlap desk with leg or bookcase. Shipped assembled in 1 carton.				
	ML2130NO	30 x 19.25 x 21.25 762 x 489 x 540	98 44.45	8.34 0.23	<b>\$442</b>
	ML2136NO	36 x 19.25 x 21.25 914 x 489 x 540	117 53.07	9.94 0.28	<b>\$456</b>
 <p><b>Low Shelf Unit - No Top</b></p>	<b>19.25"D.</b> Can be used to create a freestanding unit (two low storage units and a finished top). Can also support overlap desk with leg or bookcase. Shipped assembled in 1 carton.				
	ML2230BFT	30 x 24 x 22.25 762 x 610 x 565	165 74.84	10.73 0.3	<b>\$761</b>
	ML2236BFT	36 x 24 x 22.25 914 x 610 x 565	197 89.36	12.79 0.36	<b>\$791</b>
	<b>24"D</b> freestanding unit with one box drawer and one file drawer. Can also support overlap desk with leg or bookcase. Lock secures both drawers. Counterweight included. Specify top finish and chasis/drawer front finish separately. Shipped assembled in 1 carton.				
	ML230NBFT	30 x 19.25 x 22.25 762 x 489 x 565	134 60.78	8.71 0.24	<b>\$741</b>
	ML236NBFT	36 x 19.25 x 22.25 914 x 489 x 565	160 72.57	10.38 0.29	<b>\$770</b>
 <p><b>Low Box/File w/Top</b></p>	<b>19.25"D</b> freestanding unit with one box drawer and one file drawer. Can also support overlap desk with leg or bookcase. Lock secures both drawers. Counterweight included. Specify top finish and chasis/drawer front finish separately. Shipped assembled in 1 carton.				
	ML2230BFT	30 x 24 x 22.25 762 x 610 x 565	165 74.84	10.73 0.3	<b>\$761</b>
	ML2236BFT	36 x 24 x 22.25 914 x 610 x 565	197 89.36	12.79 0.36	<b>\$791</b>
	<b>24"D</b> freestanding unit with one box drawer and one file drawer. Can also support overlap desk with leg or bookcase. Lock secures both drawers. Counterweight included. Specify top finish and chasis/drawer front finish separately. Shipped assembled in 1 carton.				
	ML230NBFT	30 x 19.25 x 22.25 762 x 489 x 565	134 60.78	8.71 0.24	<b>\$741</b>
	ML236NBFT	36 x 19.25 x 22.25 914 x 489 x 565	160 72.57	10.38 0.29	<b>\$770</b>
 <p><b>Low Box/File w/Top</b></p>	<b>19.25"D</b> freestanding unit with one box drawer and one file drawer. Can also support overlap desk with leg or bookcase. Lock secures both drawers. Counterweight included. Specify top finish and chasis/drawer front finish separately. Shipped assembled in 1 carton.				
	ML2230BFT	30 x 24 x 22.25 762 x 610 x 565	165 74.84	10.73 0.3	<b>\$761</b>
	ML2236BFT	36 x 24 x 22.25 914 x 610 x 565	197 89.36	12.79 0.36	<b>\$791</b>
	<b>24"D</b> freestanding unit with one box drawer and one file drawer. Can also support overlap desk with leg or bookcase. Lock secures both drawers. Counterweight included. Specify top finish and chasis/drawer front finish separately. Shipped assembled in 1 carton.				
	ML230NBFT	30 x 19.25 x 22.25 762 x 489 x 565	134 60.78	8.71 0.24	<b>\$741</b>
	ML236NBFT	36 x 19.25 x 22.25 914 x 489 x 565	160 72.57	10.38 0.29	<b>\$770</b>



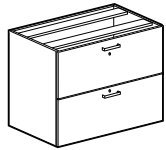
## STORAGE UNITS



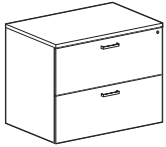
Low Box/File - No Top



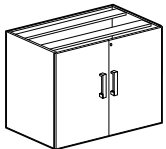
Low Box/File - No Top



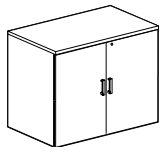
Lateral File - No Top



Lateral File w/Top



Storage Cabinet - No Top



Storage Cabinet w/Top

## MODEL #

DIMENSIONS <sup>IN</sup>  
<sup>MM</sup>  
W x D x HWEIGHT <sup>LB</sup>  
<sup>KG</sup>VOLUME <sup>FT<sup>3</sup></sup>  
<sup>MT<sup>3</sup></sup>

## LIST PRICE

ML2130BF

30 x 24 x 21.25  
762 x 610 x 540141  
63.9610.27  
0.29**\$673**

ML2136BF

36 x 24 x 21.25  
914 x 610 x 540167  
75.7512.25  
0.34**\$696**

**24"D.** Can be used to create a freestanding unit (two low storage units and a finished top). One box drawer and one front file drawer. Can also support overlap desk with leg or bookcase. Lock secures both drawers. Shipped assembled in 1 carton.

ML2130NBF

30 x 19.25 x 21.25  
762 x 489 x 540114  
51.718.34  
0.23**\$654**

ML2136NBF

36 x 19.25 x 21.25  
914 x 489 x 540137  
62.149.94  
0.28**\$675**

**19.25"D.** Can be used to create a freestanding unit (two low storage units and a finished top). One box drawer and one front file drawer. Can also support overlap desk with leg or bookcase. Lock secures both drawers. Shipped assembled in 1 carton.

ML3622LF

36 x 22 x 28  
914 x 559 x 711160  
72.5718  
0.5**\$705**

**22"D.** Fits under 24"D worksurface. Two front locking file drawers. File bars for front-to-back filing included. Shipped assembled in 1 carton.

ML3624LFT

36 x 24 x 29  
914 x 610 x 737165  
74.8418  
0.5**\$806**

**24"D.** Two front locking file drawers. File bars for front-to-back filing included. Incorporates anti-tip feature - only one drawer can be opened at a time. Shipped assembled in 1 carton.

ML3622SC

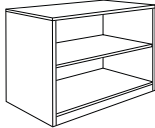
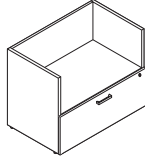
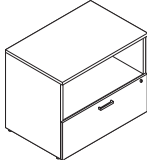
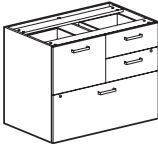
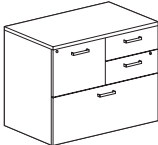
36 x 22 x 28  
914 x 559 x 711120  
54.4318  
0.5**\$531**

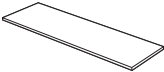
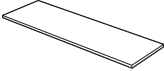

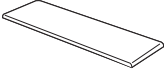
**22"D.** Fits under 24"D worksurface. Two front locking doors. One adjustable shelf. Shipped assembled in 1 carton.

ML3624SCT

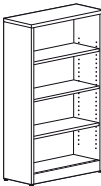
36 x 24 x 29  
914 x 610 x 737125  
56.718  
0.5**\$633**

**24"D.** Two front locking doors. One adjustable shelf. Shipped assembled in 1 carton.

STORAGE UNITS	MODEL #	DIMENSIONS <sup>IN</sup> <sub>MM</sub>	WEIGHT <sup>LB</sup> <sub>KG</sub>	VOLUME <sup>FT<sup>3</sup></sup> <sub>MT<sup>3</sup></sub>	LIST PRICE
	W x D x H				
	ML3629OS	36 x 24 x 29 914 x 610 x 737	113 51.26	16.1 0.45	\$578
	ML4229OS	42 x 24 x 29 1067 x 610 x 737	132 59.87	18.1 0.51	\$626
Open Shelf Storage	24"D. Units are open front and back. Use stand-alone or with wedge islands (ML3636WI, ML4242WI) or square islands (ML3636SI, ML4242SI) in corresponding width to create a collaborative huddle space. Centre fixed shelf. Shipped easy to assemble in 1 carton.				
	ML3622SL	36 x 22 x 28 914 x 559 x 711	169 76.66	15.92 0.45	\$658
	22"D. Fits under 24"D worksurface. One open shelf and one front locking lateral file drawer. Counterweight included. Shipped assembled in 1 carton.				
	ML3624SLT	36 x 24 x 29 914 x 610 x 737	172 78.02	16.47 0.46	\$707
	24"D. One open shelf and one front locking lateral file drawer. Counterweight included. Specify top finish and chasis/drawer front finish separately. Shipped assembled in 1 carton.				
	ML3622MS	36 x 22 x 28 914 x 559 x 711	175 79.38	18 0.5	\$723
	22"D. Fits under 24"D worksurface. One full width file drawer, one half width file drawer and two half width box drawers. All drawers lock. File bars for front-to-back filing included. Incorporates anti-tip feature - only one drawer can be opened at a time. Shipped assembled in 1 carton.				
	ML3624MST	36 x 24 x 29 914 x 610 x 737	180 81.65	18 0.5	\$825
	24"D. One full width file drawer, one half width file drawer and two half width box drawers. All drawers lock. File bars for front-to-back filing included. Incorporates anti-tip feature - only one drawer can be opened at a time. Shipped assembled in 1 carton.				

STORAGE UNITS	MODEL #	DIMENSIONS <sup>IN</sup> MM	WEIGHT <sup>LB</sup> KG	VOLUME <sup>FT<sup>3</sup></sup> MT <sup>3</sup>	LIST PRICE
		<b>W x D x H</b>			
	ML3624LT	36 x 24 x 1 914 x 610 x 25	23 10.43	1.5 0.04	<b>\$93</b>
	ML6024LT	60 x 24 x 1 1524 x 610 x 25	35 15.88	1.91 0.05	<b>\$144</b>
	ML6624LT	66 x 24 x 1 1676 x 610 x 25	39 17.69	2.08 0.05	<b>\$148</b>
	ML7224LT	72 x 24 x 1 1829 x 610 x 25	52 23.59	2 0.05	<b>\$154</b>
<b>Top For 24"D Storage Unit</b>	<p>Single top for pair of 24"D storage units without tops. Ships with Titus connectors to secure to 24"D laminate storage. Shipped in 1 carton.</p> <p>60" for two 30"W units 66" for one 30"W and one 36"W units 72" for two 36"W units</p>				
	ML3019LT	30 x 19.25 x 1 762 x 489 x 25	14 6.35	0.83 0.02	<b>\$92</b>
	ML3619LT	36 x 19.25 x 1 914 x 489 x 25	17 7.71	0.97 0.02	<b>\$98</b>
	ML6019LT	60 x 19.25 x 1 1524 x 489 x 25	28 12.7	1.53 0.04	<b>\$142</b>
	ML6619LT	66 x 19.25 x 1 1676 x 489 x 25	30 13.61	1.67 0.04	<b>\$146</b>
	ML7219LT	72 x 19.25 x 1 1829 x 489 x 25	33 14.97	1.81 0.05	<b>\$151</b>
<b>Top For 19.25"D Storage Unit</b>	<p>Can be used to create a credenza. Single top for pair of 19.25"D storage units without tops. Ships with Titus connectors to secure to 19.25"D laminate storage and double-sided tape to secure to 19.25"D MVL metal storage. Shipped in 1 carton.</p> <p>60" for two 30"W tops 66" for one 30"W and one 36"W units 72" for two 36"W units ML3619LT and ML3019LT for use with single 19.25"D low storage units.</p>				
	MVL1930C	30 x 19.25 x 2 762 x 489 x 51	11 4.99	1.3 0.03	<b>\$167</b>
	MVL1936C	36 x 19.25 x 2 914 x 489 x 51	13 5.9	2.6 0.07	<b>\$191</b>
	MVL1960C	60 x 19.25 x 2 1524 x 489 x 51	20 9.07	2.6 0.07	<b>\$308</b>
	MVL1966C	66 x 19.25 x 2 1676 x 489 x 51	16 7.26	5.2 0.14	<b>\$332</b>
	MVL1972C	72 x 19.25 x 2 1829 x 489 x 51	22 9.98	2.4 0.06	<b>\$356</b>
<b>Cushion For Low Storage - 19.25"D</b>	<p>Cushions for 19.25"D low storage. Storage must have a finished laminate top to accept the cushion. Waterfall front and back edge, attaches with Velcro strips (supplied). Can be upholstered in all OTG seating fabrics including Luxhide finishes in polyurethane (PU) mock leather (see page 140). Shipped assembled in 1 carton.</p>				
	ML2430C	30 x 24 x 2 762 x 610 x 51	15.5 7.03	1.6 0.04	<b>\$174</b>
	ML2436C	36 x 24 x 2 914 x 610 x 51	14.5 6.58	1.9 0.05	<b>\$198</b>
	ML2460C	60 x 24 x 2 1524 x 610 x 51	20 9.07	5.2 0.14	<b>\$315</b>
	ML2466C	66 x 24 x 2 1676 x 610 x 51	21 9.53	5.2 0.14	<b>\$339</b>
	ML2472C	72 x 24 x 2 1829 x 610 x 51	22.25 10.09	5.2 0.14	<b>\$363</b>
<b>Cushion For Low Storage - 24"D</b>	<p>Cushions for 24"D low storage. Storage must have a finished laminate top to accept the cushion. Waterfall front and back edge, attaches with Velcro strips (supplied). Can be upholstered in all OTG seating fabrics including Luxhide finishes in polyurethane (PU) mock leather (see page 140). Shipped assembled in 1 carton.</p>				

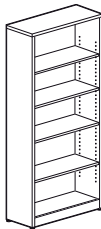
BOOKCASES



Bookcase

MODEL #	DIMENSIONS <small>IN MM</small>	WEIGHT <small>LB KG</small>	VOLUME <small>FT<sup>3</sup> MT<sup>3</sup></small>	LIST PRICE
ML48BC	W x D x H 30 x 12 x 48	120	3	<b>\$373</b>
	762 x 305 x 1219	54.43	0.08	



**48"H.** Three adjustable <sup>11</sup>/<sub>16</sub>" thick shelves. Four levelers. Available in the following finishes only with matching back panel: Absolute Acajou (ACJ), Dark Espresso (DES), White Chocolate (WHC) and Winter Cherry (WCR).  
Shipped easy to assemble in 1 carton.

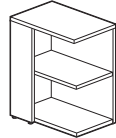
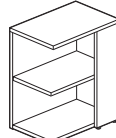


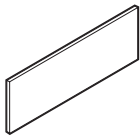

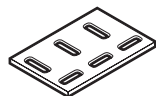

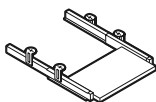
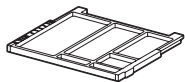
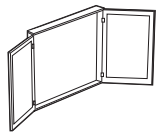
Bookcase


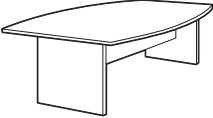
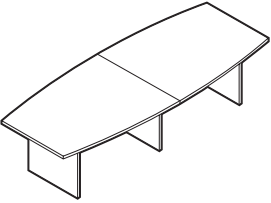
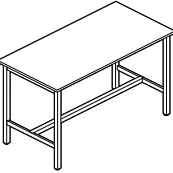
ML65BC	30 x 12 x 65 762 x 305 x 1651	155 70.31	4 0.11	<b>\$479</b>
--------	----------------------------------	--------------	-----------	--------------

**65"H.** One fixed shelf and three adjustable. <sup>11</sup>/<sub>16</sub>" thick shelves. Four levelers. Available in the following finishes only with matching back panel: Absolute Acajou (ACJ), Dark Espresso (DES), White Chocolate (WHC) and Winter Cherry (WCR).  
Shipped easy to assemble in 1 carton.

WARDROBES					
 <b>LEFT</b>	ML6518WDL	18 x 24 x 65	175	18	<b>\$748</b>
		457 x 610 x 1651	79.38	0.5	
 <b>RIGHT</b>	ML6518WDR	18 x 24 x 65	175	18	<b>\$748</b>
		457 x 610 x 1651	79.38	0.5	
<b>65"H.</b> Personal wardrobe hinged on the left (left hand) or right (right hand). Includes coat bar and one fixed shelf with 9" clearance between shelf and top of cabinet. Shipped assembled in 1 carton.					

END SHELVES					
	ML1629SHL	16 x 24 x 29	66	2.5	<b>\$347</b>
		406 x 610 x 737	29.94	0.07	
<b>29"H.</b> For use at the end of 29"H units. One fixed shelf. Shipped easy to assemble in 1 carton.					
	ML1629SHR	16 x 24 x 29	66	2.5	<b>\$347</b>
		406 x 610 x 737	29.94	0.07	
<b>29"H.</b> For use at the end of 29"H units. One fixed shelf. Shipped easy to assemble in 1 carton.					

TACKBOARDS	MODEL #	DIMENSIONS <sup>W</sup> MM	WEIGHT <sup>LB</sup> KG	VOLUME <sup>FT<sup>3</sup></sup> MT <sup>3</sup>	LIST PRICE
		<b>W x D x H</b>			
	ML66TB	64 x 1 x 15.75 1626 x 25 x 400	6.4 2.9	1.3 0.03	<b>\$173</b>
	ML72TB	70 x 1 x 15.75 1778 x 25 x 400	7 3.18	1.3 0.03	<b>\$180</b>
<b>Tackboard</b>	Fabric covered tackboard. Includes mounting screws. See page 141 for color options. Shipped in 1 carton.				
ACCESSORIES					
	ML24WM2	24 x 2 x 2 610 x 51 x 51	1 0.45	0.1 -	<b>\$38</b>
	24"W plastic tray flexes to receive and hold electrical and data wires. Quickly attaches with two strips of two-sided tape. <b>Black</b> only. Shipped in 1 carton.				
	MLFP	5 x 3 x 0.06 127 x 76 x 2	1 0.45	1 0.02	<b>\$11</b>
	Used to connect worksurfaces of the same height. <b>Black</b> only.				
	MLHS	5.25 x 1 x 0.5 133 x 25 x 13	1 0.45	1 0.02	<b>\$15</b>
	Replacement handle. <b>Silver</b> finish.				
	MLKB	22 x 12 x 0.68 559 x 305 x 17	13 5.9	1.5 0.04	<b>\$102</b>
	22"W laminate keyboard tray. Mounting hardware included. Available in standard Ionic laminate finishes, see page 141. Shipped assembled in 1 carton.				
	MLPD	22.5 x 15 x 1.5 572 x 381 x 38	2 0.91	0.7 0.01	<b>\$113</b>
	Provides storage for writing instruments and small items at the workspace. Attaches to the underside of the worksurface with included drawer slides. Shipped assembled in 1 carton. • Black ABS plastic only.				
	ML4848VB	48 x 5 x 48 1219 x 127 x 1219	110 49.9	11 0.31	<b>\$902</b>
	Double door visual presentation cabinet. Erasable and easy to clean whiteboard and two tackboards on doors in a Medium Taupe (LL11) fabric. Case finish available in Ionic standard laminate finishes, see page 141. Mounting method to be determined on site by installer as building conditions vary. Shipped assembled in 1 carton.				

BOARDROOM AND MULTI-PURPOSE TABLES		MODEL #	DIMENSIONS <sup>IN</sup> <sup>MM</sup>	WEIGHT <sup>LB</sup> <sup>KG</sup>	VOLUME <sup>FT<sup>3</sup></sup> <sup>MT<sup>3</sup></sup>	LIST PRICE
 <p><b>Boardroom Table - Round</b></p>	<p>One-piece round top. Laminate X bases. 1" thick top. Shipped easy to assemble in 2 cartons.</p>	W x D x H				
		ML42R	43 x - x 29 1092 x - x 737	82 37.19	5 0.14	<b>\$392</b>
 <p><b>Boardroom Table - Boat Shaped</b></p>	<p>One-piece boat shape top. Two slab laminate bases. 1 1/8" thick top. Top tapers to 40" wide at the ends. Shipped easy to assemble in 3 cartons.</p>	ML96BT	96 x 48 x 29 2438 x 1219 x 737	213 96.62	18 0.5	<b>\$758</b>
 <p><b>Boardroom Table - Boat Shaped</b></p>	<p>Two-piece boat shape top. Three slab laminate bases. 1 1/8" thick top. Top tapers to 40" wide at the end. Shipped easy to assemble in 3 cartons.</p>	ML120BT	120 x 48 x 29 3048 x 1219 x 737	284 128.82	21 0.59	<b>\$1045</b>
		ML144BT	144 x 48 x 29 3658 x 1219 x 737	326 147.87	18.5 0.52	<b>\$1371</b>
 <p><b>Bar Height Maker Table</b></p>	<p>1" thick thermally fused laminate top with painted steel H-legs and footbar. Includes adjustable leveling glides. Shipped easy to assemble in 3 cartons.</p>	<b>30" deep</b>				
		ML4830BHT	48 x 30 x 42 1219 x 762 x 1067	108 48.99	7.7 0.21	<b>\$790</b>
		ML6030BHT	60 x 30 x 42 1524 x 762 x 1067	125 56.7	8.5 0.24	<b>\$840</b>
		ML7230BHT	72 x 30 x 42 1829 x 762 x 1067	141 63.96	9.3 0.26	<b>\$890</b>
		<b>36" deep</b>				
		ML4836BHT	48 x 36 x 42 1219 x 914 x 1067	124 56.25	9.1 0.25	<b>\$865</b>
		ML6036BHT	60 x 36 x 42 1524 x 914 x 1067	144 65.32	10.1 0.28	<b>\$915</b>
		ML7236BHT	72 x 36 x 42 1829 x 914 x 1067	162 73.48	11 0.31	<b>\$965</b>

## BOARDROOM AND MULTI-PURPOSE TABLES

## MODEL #

## DIMENSIONS

IN  
MM

## WEIGHT

LB  
KG

## VOLUME

FT<sup>3</sup>  
MT<sup>3</sup>

## LIST PRICE

## W x D x H

## 22" high

ML30RX22

30 x 30 x 22

40

11.5

\$378

762 x 762 x 559

18.14

0.32

ML36RX22

36 x 36 x 22

56

17

\$439

914 x 914 x 559

25.4

0.48

## 29" high

ML30RX

30 x 30 x 29

40

14.3

\$378

762 x 762 x 737

18.14

0.4

ML36RX

36 x 36 x 29

56

21

\$439

914 x 914 x 737

25.4

0.59

ML42RX

42 x 42 x 29

64

21.5

\$536

1067 x 1067 x 737

29.03

0.6

## 42" high

ML30RX42

30 x 30 x 42

40

15.3

\$395

762 x 762 x 1067

18.14

0.43

ML36RX42

36 x 36 x 42

56

22

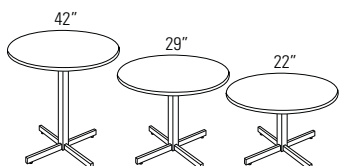
\$454

914 x 914 x 1067

25.4

0.62

One piece round 1" thick thermally fused laminate top with painted steel X base; (X base column 2.5" square with 1" x 2" rectangular feet, leveling glides and end caps to complement painted finish included.) Shipped easy to assemble in 2 cartons.



Round Table - X- Base

## 22" high

ML30SX22

30 x 30 x 22

45

11.5

\$378

762 x 762 x 559

20.41

0.32

ML36SX22

36 x 36 x 22

64

17

\$439

914 x 914 x 559

29.03

0.48

## 29" high

ML30SX

30 x 30 x 29

45

14.3

\$378

762 x 762 x 737

20.41

0.4

ML36SX

36 x 36 x 29

64

21

\$439

914 x 914 x 737

29.03

0.59

ML42SX

42 x 42 x 29

78

21.5

\$536

1067 x 1067 x 737

35.38

0.6

## 42" high

ML30SX42

30 x 30 x 42

45

15.6

\$395

762 x 762 x 1067

20.41

0.44

ML36SX42

36 x 36 x 42

64

22.6


\$454

914 x 914 x 1067

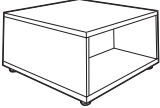
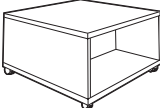
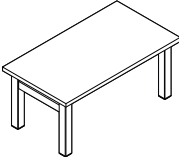
29.03

0.63

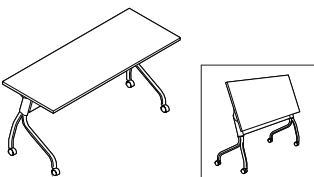
One piece square 1" thick thermally fused laminate top with painted steel X base; (X base column 2.5" square with 1" x 2" rectangular feet, leveling glides and end caps to complement painted finish included.) Shipped easy to assemble in 2 cartons.



Square Table - X- Base

COFFEE TABLES	MODEL #	DIMENSIONS <sup>IN</sup> <sub>MM</sub>	WEIGHT <sup>LB</sup> <sub>KG</sub>	VOLUME <sup>FT<sup>3</sup></sup> <sub>MT<sup>3</sup></sub>	LIST PRICE
 <p><b>Square Coffee Side Table</b></p>	<b>W x D x H</b>				
	ML2929CT	29 x 29 x 16 737 x 737 x 406	83 37.65	10 0.28	<b>\$562</b>
	<b>16"H.</b> Square coffee or side table. Open from two sides with center divider. Shipped assembled in 1 carton.				
 <p><b>Mobile Square Coffee Side Table</b></p>	ML2929CTM	29 x 29 x 16 737 x 737 x 406	83 37.65	10 0.28	<b>\$612</b>
	<b>16"H.</b> Mobile square coffee or side table. Open from two sides with center divider. Shipped assembled in 1 carton.				
 <p><b>Rectangular Coffee Table w/H-legs</b></p>	ML3620CH	36 x 20 x 16 914 x 508 x 406	46 20.87	3 0.08	<b>\$425</b>
	ML4220CH	42 x 20 x 16 1067 x 508 x 406	50 22.68	3.2 0.09	<b>\$438</b>
	<b>16"H</b> with 1" thick thermally fused laminate top and two 15"H steel H-legs. Shipped easy to assemble in 2 cartons.				

## TRAINING TABLES



**Flip-Top Table**

ML4824FT	48 x 24 x 29.5 1219 x 610 x 749	65.9 29.89	2 0.05	<b>\$527</b>
ML6024FT	60 x 24 x 29.5 1524 x 610 x 749	74.7 33.88	4.6 0.13	<b>\$576</b>
ML7224FT	72 x 24 x 29.5 1829 x 610 x 749	86.6 39.28	5.1 0.14	<b>\$631</b>

Flip-top table with 1" thick thermally fused laminate top with factory installed inserts to connect the leg assembly. Y-legs and integral modesty panel in Tungsten finish only. Locking casters. 5.25" nesting creep per table when flipped and stored. Shipped easy to assemble in 3 cartons.



## ELECTRIC HEIGHT ADJUSTABLE TABLES

### GENERAL INFORMATION

- Effective option to aid in workplace wellness programs; Ionic height adjustable tables allow you to move freely between sitting and standing without work interruption throughout the day.
- Tables can be used stand alone or in conjunction with freestanding Ionic desking products.
- Available in both two-leg rectangular tables or three-leg L-shaped workstations.
- Tops are available in all Ionic laminate finishes.
- May be specified as complete tables or may order tops and bases separately.
- Quiet hex rod driven single motor base with 220 lbs. lift capacity.
- Operates at 0.75" per second.
- Easy to use up-down controller with digital read-out and four memory programmable positions.
- Privacy panels are available.
- Range of adjustability with 1" top is 28" to 45.25"H.
- Meets applicable ANSI/BIFMA x5.5 standards.
- Five-year warranty on laminate tops.
- One-year warranty on bases.
- Greenguard Certified

### TOP FINISHES

ACJ	Absolute Acajou	DWT	Designer White
ASN	Asian Night	HGT	Hayden Grey
AWC	Avant Cherry	SKC	Shaker Cherry
AWH	Avant Honey	TWL	Tiger Walnut
CMB	Clear Maple	WHC	White Chocolate
DES	Dark Espresso	WCR	Winter Cherry

### CONSTRUCTION

- 1" thick tops are made from 45 lb. density particle board covered with high performance thermally fused laminate and matching 2mm edge.
- Frame and legs are made from steel tubing and flat steel components, available in Silver only.
- T-leg with round foot design includes adjustable levelers.
- Telescopic support beam accommodates:
  - 48" to 72" wide tops, 24" or 30" deep (two-leg rectangular tables).
  - Up to 72" x 66" footprint (three-leg L-shaped workstations).

### TOP DIMENSIONS

- All worksurfaces are dimensioned to allow 1" gap around perimeter.

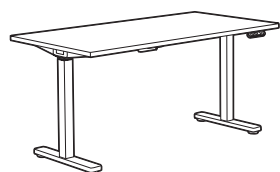
## ELECTRIC HEIGHT ADJUSTABLE TABLES

MODEL # DIMENSIONS IN MM WEIGHT LB KG VOLUME FT<sup>3</sup> MT<sup>3</sup> LIST PRICE

### W x D x H

ML4824ET2	46 x 23 x 28-45.25	85	4.06	<b>\$1052</b>
(old base MVL4824ET)	1168 x 584 x 711-1149	38.56	0.11	
ML6024ET2	58 x 23 x 28-45.25	93.5	4.42	<b>\$1091</b>
(old base MVL6024ET)	1473 x 584 x 711-1149	42.41	0.12	
ML7224ET2	70 x 23 x 28-45.25	102	4.72	<b>\$1136</b>
(old base MVL7224ET)	1778 x 584 x 711-1149	46.27	0.13	
ML6030ET2	58 x 29 x 28-45.25	104	4.88	<b>\$1140</b>
(old base MVL6030ET)	1473 x 737 x 711-1149	47.17	0.13	
ML7230ET2	70 x 29 x 28-45.25	115	5.25	<b>\$1187</b>
(old base MVL7230ET)	1778 x 737 x 711-1149	52.16	0.14	

1" thick laminate top with matching 2mm edge. Silver base only. Shipped easy to assemble in 2 cartons.



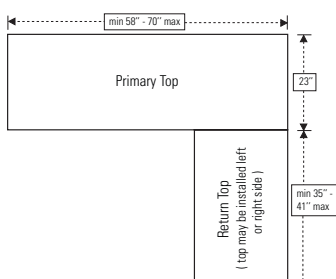
Rectangular Table - 2 legs



L-Shaped Workstation - 3 legs

MVL6060ET	58 x 58 x 28-45.25	165	6.02	<b>\$1906</b>
	1473 x 1473 x 711-1149	74.84	0.17	
MVL6066ET	58 x 64 x 28-45.25	170	6.12	<b>\$1914</b>
	1473 x 1626 x 711-1149	77.11	0.17	
MVL6660ET	64 x 58 x 28-45.25	169	6.2	<b>\$1929</b>
	1626 x 1473 x 711-1149	76.66	0.17	
MVL6666ET	64 x 64 x 28-45.25	174	6.3	<b>\$1937</b>
	1626 x 1626 x 711-1149	78.93	0.17	
MVL7260ET	70 x 58 x 28-45.25	173	6.32	<b>\$1951</b>
	1778 x 1473 x 711-1149	78.47	0.17	
MVL7266ET	70 x 64 x 28-45.25	178	6.42	<b>\$1959</b>
	1778 x 1626 x 711-1149	80.74	0.18	

1" thick laminate top with matching 2mm edge. Silver base only. Shipped easy to assemble in 3 cartons.

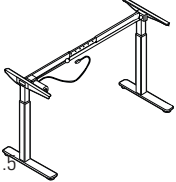
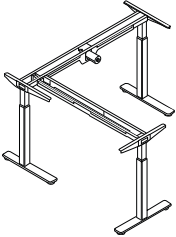
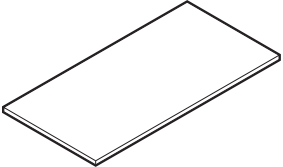
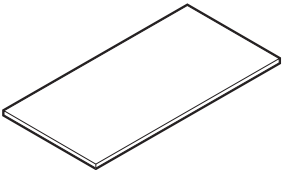


L-SHAPED WORKSTATION FOOTPRINT DIMENSIONS			
Model	Primary top	Return top	Overall actual
MVL6060ET	58"W x 23"D	35"W x 23"D	58"W x 58"D
MVL6066ET	58"W x 23"D	41"W x 23"D	58"W x 64"D
MVL6660ET	64"W x 23"D	35"W x 23"D	64"W x 58"D
MVL6666ET	64"W x 23"D	41"W x 23"D	64"W x 64"D
MVL7260ET	70"W x 23"D	35"W x 23"D	70"W x 58"D
MVL7266ET	70"W x 23"D	41"W x 23"D	70"W x 64"D

## ELECTRIC HEIGHT ADJUSTABLE TABLES

### WARRANTY

Customer assumes full responsibility for the attachment method of worksurfaces that were not purchased as part of a complete table assembly. Failure to secure the worksurface capable of supporting the load capacity tested to may result in property damage and/or personal injury. Customer agrees to indemnify and hold harmless Global Upholstery Co. Inc., its affiliates, subsidiaries, officers, directors, employees and shareholders (collectively "Global") from and against any lawsuits or threat of lawsuits and all liabilities, direct or implied, claims, proceedings, actions, causes of action, damages, losses, costs and expenses, including, without limitation, legal fees whatsoever which Global may suffer or incur as a result of fulfilling your product order. Customer acknowledges that product not purchased as a complete table assembly will not be covered under Global's Lifetime Warranty.

ELECTRIC HAT COMPONENTS	MODEL #	DIMENSIONS <small>IN MM</small>	WEIGHT <small>LB KG</small>	VOLUME <small>FT<sup>3</sup> MT<sup>3</sup></small>	LIST PRICE
 <p><b>Electric HAT - 2 Leg Base Only</b></p>	MLEBDD162	48 x 21.5 x 27-44.25	75	2.4	<b>\$814</b>
	(old base MLEBDD16)	1219 x 546.1 x 686-1124	34.02	0.06	
2 leg table base for use with MLxxxHAT tops listed below. Cannot be converted to a 3 legged table base. Silver finish only. Range of adjustability without top 27" to 44.25"H. Shipped easy to assemble in 1 carton.					
 <p><b>Electric HAT - 3 Leg Base Only</b></p>	MLEBDD16L	54 x 54 x 27-44.25	95	2.7	<b>\$1407</b>
		1372 x 1372 x 686-1124	43.09	0.07	
3 leg table base for use with one MLxxxHAT top listed below and one MLxxxRHT top listed below. Cannot be converted to a 2 legged table base. Silver finish only. Range of adjustability without top 27" to 44.25"H. Shipped easy to assemble in 1 carton.					
 <p><b>Tops For Use with 2 or 3 Leg Bases</b></p>	ML4623HAT	46 x 23 x 1	34	1.66	<b>\$238</b>
		1168 x 584 x 25	15.42	0.04	
	ML5223HAT	52 x 23 x 1	38.3	1.84	<b>\$258</b>
		1321 x 584 x 25	17.37	0.05	
	ML5823HAT	58 x 23 x 1	42.5	2.02	<b>\$277</b>
		1473 x 584 x 25	19.28	0.05	
	ML6423HAT	64 x 23 x 1	46.8	2.2	<b>\$300</b>
		1626 x 584 x 25	21.23	0.06	
	ML7023HAT	70 x 23 x 1	51	2.32	<b>\$322</b>
		1778 x 584 x 25	23.13	0.06	
	ML4629HAT	46 x 29 x 1	42.5	2.04	<b>\$287</b>
		1168 x 737 x 25	19.28	0.05	
 <p><b>Return Tops For Use with 3 Leg Base</b></p>	ML5229HAT	52 x 29 x 1	47.8	2.26	<b>\$307</b>
		1321 x 737 x 25	21.68	0.06	
For use with MLEBDD16 or MLEBDD16L as a primary top. 1" thick laminate top with matching 2mm edge.					
	ML5829HAT	58 x 29 x 1	53.1	2.48	<b>\$326</b>
		1473 x 737 x 25	24.09	0.07	
	ML6429HAT	64 x 29 x 1	58.4	2.7	<b>\$350</b>
		1626 x 737 x 25	26.49	0.07	
	ML7029HAT	70 x 29 x 1	63.8	2.85	<b>\$373</b>
		1778 x 737 x 25	28.94	0.08	
For use with MLEBDD16L as a primary top. 1" thick laminate top with matching 2mm edge.					
	ML3523RHT	35 x 23 x 1	27	1.3	<b>\$222</b>
		889 x 584 x 25	12.25	0.03	
	ML4123RHT	41 x 23 x 1	32	1.4	<b>\$230</b>
		1041 x 584 x 25-1149	14.51	0.03	
For use with MLEBDD16L and one primary top (MLxxxHAT). 1" thick laminate top with matching 2mm edge.					

## PRIVACY PANELS

## GENERAL INFORMATION

- Ideal for height adjustable, freestanding or overlapping table desks.
- Install quickly and simply onto the front, back or side edge of a 1" or 1 1/16" thick worksurface.
- Can be oriented upwards as a desktop divider or downwards as a modesty panel.
- Available in an array of fabric options or high pressure laminate finishes to complement any decor.
- It is recommended to select a privacy panel 6" less in width than the surface it is being mounting on. The underside or top side of the surface mounting to should have a minimum 3" depth free and clear along the length of the surface for mounting.
- Finished height 13.25" with mounting brackets. 12.5" without mounting brackets.

## LAMINATE PRIVACY PANEL FINISHES

- With matching 0.5mm thick edge.

ACJ	Absolute Acajou	DWT	Designer White
ASN	Asian Night	HGT	Hayden Grey
AWC	Avant Cherry	SKC	Shaker Cherry
AWH	Avant Honey	TWL	Tiger Walnut
CMB	Clear Maple	WHC	White Chocolate
DES	Dark Espresso	WCR	Winter Cherry

## FABRIC PRIVACY PANELS

- Frameless and non-tackable
- Available in the following fabrics:  
Anchorage, Carrera, Fusion, Hudson, Jenny, Urban and Waterfall

## PRIVACY PANEL BRACKETS

- Each bracket is a two-piece die-cast assembly in Silver finish and are affixed to the worksurface with three screws.
- Two brackets are included with 24" to 54" wide panels; three brackets with 60" and 66" wide panels.

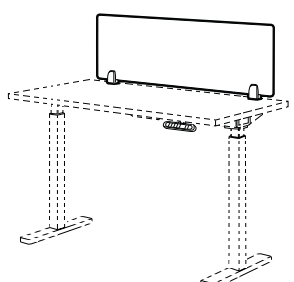
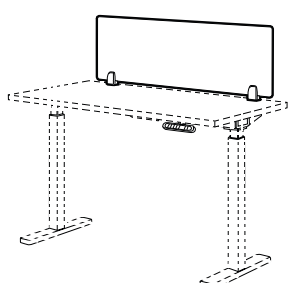
## PRIVACY PANEL AND SCREENS

- MLxxUMF/MLxxUML privacy panels, MVLAPxx acrylic privacy panels and MVLPET felt screens may be used as center dividers with Ionic Benching kits - see page 117.
- Adapter brackets are required to center mount the panels/screens between dual sided table desk. For brackets, see page 120.

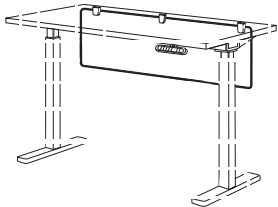
## PET FELT PRIVACY SCREEN

- 9mm thick PET Felt, 100% PET polyester fibre.
- Tackable felt-like finish, in the following finishes:

MST	Mist	SFR	Sunflower
PWT	Pewter	LAP	Lapis
GPH	Graphite	RBY	Ruby

PRIVACY PANELS	MODEL #	DIMENSIONS <small>IN</small> <small>MM</small>	WEIGHT <small>LB</small> <small>KG</small>	VOLUME <small>FT<sup>3</sup></small> <small>MT<sup>3</sup></small>	LIST PRICE
		<b>W x D x H</b>			
	ML1324DMF	24 x 0.5 x 13.25 <i>610 x 13 x 337</i>	2.6 <i>1.18</i>	0.4 <i>0.01</i>	<b>\$354</b>
	ML1330DMF	30 x 0.5 x 13.25 <i>762 x 13 x 337</i>	3 <i>1.36</i>	0.5 <i>0.01</i>	<b>\$356</b>
	ML1336DMF	36 x 0.5 x 13.25 <i>914 x 13 x 337</i>	3.6 <i>1.63</i>	0.6 <i>0.01</i>	<b>\$383</b>
	ML1342DMF	42 x 0.5 x 13.25 <i>1067 x 13 x 337</i>	4.2 <i>1.91</i>	0.7 <i>0.01</i>	<b>\$410</b>
	ML1348DMF	48 x 0.5 x 13.25 <i>1219 x 13 x 337</i>	4.8 <i>2.18</i>	0.8 <i>0.02</i>	<b>\$411</b>
	ML1354DMF	54 x 0.5 x 13.25 <i>1372 x 13 x 337</i>	5.4 <i>2.45</i>	0.9 <i>0.02</i>	<b>\$438</b>
	ML1360DMF	60 x 0.5 x 13.25 <i>1524 x 13 x 337</i>	6 <i>2.72</i>	1 <i>0.02</i>	<b>\$588</b>
	ML1366DMF	66 x 0.5 x 13.25 <i>1676 x 13 x 337</i>	6.6 <i>2.99</i>	1.1 <i>0.03</i>	<b>\$609</b>
	Mounts to a 1" or 1 1/16" thick worksurface. Mounting brackets included. Shipped easy to assemble in 1 carton.				
	ML1324DML	23.75 x 0.44 x 13.25 <i>603 x 11 x 337</i>	14.4 <i>6.53</i>	0.5 <i>0.01</i>	<b>\$224</b>
	ML1330DML	29.75 x 0.44 x 13.25 <i>756 x 11 x 337</i>	17.1 <i>7.76</i>	0.6 <i>0.01</i>	<b>\$298</b>
	ML1336DML	35.75 x 0.44 x 13.25 <i>908 x 11 x 337</i>	19.8 <i>8.98</i>	0.7 <i>0.01</i>	<b>\$321</b>
	ML1342DML	41.75 x 0.44 x 13.25 <i>1060 x 11 x 337</i>	22.6 <i>10.25</i>	0.8 <i>0.02</i>	<b>\$323</b>
	ML1348DML	47.75 x 0.44 x 13.25 <i>1213 x 11 x 337</i>	25.3 <i>11.48</i>	0.9 <i>0.02</i>	<b>\$338</b>
	ML1354DML	53.75 x 0.44 x 13.25 <i>1365 x 11 x 337</i>	28 <i>12.7</i>	1 <i>0.02</i>	<b>\$401</b>
	ML1360DML	59.75 x 0.44 x 13.25 <i>1518 x 11 x 337</i>	31.2 <i>14.15</i>	1.1 <i>0.03</i>	<b>\$457</b>
	ML1366DML	65.75 x 0.44 x 13.25 <i>1670 x 11 x 337</i>	33.9 <i>15.38</i>	1.2 <i>0.03</i>	<b>\$479</b>
	Mounts to a 1" or 1 1/16" thick worksurface. Mounting brackets included. Shipped easy to assemble in 1 carton.				

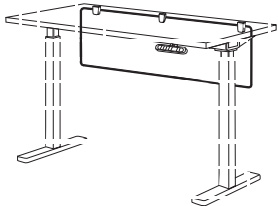
PRIVACY PANELS	MODEL #	DIMENSIONS <sup>IN</sup> <sup>MM</sup>	WEIGHT <sup>LB</sup> <sup>KG</sup>	VOLUME <sup>FT<sup>3</sup></sup> <sup>MT<sup>3</sup></sup>	LIST PRICE
----------------	---------	---	---------------------------------------	---	------------



Fabric Privacy Panel - Undermount

	W x D x H			
ML1324UMF	24 x 0.5 x 13.25 610 x 13 x 337	2.6 1.18	0.4 0.01	<b>\$354</b>
ML1330UMF	30 x 0.5 x 13.25 762 x 13 x 337	3 1.36	0.5 0.01	<b>\$356</b>
ML1336UMF	36 x 0.5 x 13.25 914 x 13 x 337	3.6 1.63	0.6 0.01	<b>\$383</b>
ML1342UMF	42 x 0.5 x 13.25 1067 x 13 x 337	4.2 1.91	0.7 0.01	<b>\$410</b>
ML1348UMF	48 x 0.5 x 13.25 1219 x 13 x 337	4.8 2.18	0.8 0.02	<b>\$411</b>
ML1354UMF	54 x 0.5 x 13.25 1372 x 13 x 337	5.4 2.45	0.9 0.02	<b>\$438</b>
ML1360UMF	60 x 0.5 x 13.25 1524 x 13 x 337	6 2.72	1 0.02	<b>\$588</b>
ML1366UMF	66 x 0.5 x 13.25 1676 x 13 x 337	6.6 2.99	1.1 0.03	<b>\$609</b>

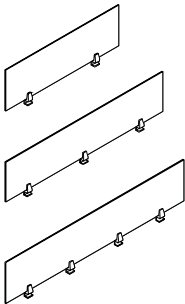
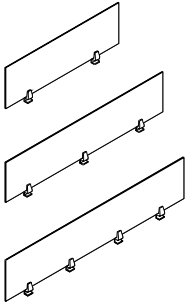
Mounts to a 1" or 1 1/16" thick worksurface. Mounting brackets included. Shipped easy to assemble in 1 carton.



Laminate Privacy Panel - Undermount

ML1324UML	23.75 x 0.44 x 13.25 603 x 11 x 337	14.7 6.53	0.5 0.01	<b>\$224</b>
ML1330UML	29.75 x 0.44 x 13.25 756 x 11 x 337	17.4 7.89	0.6 0.01	<b>\$298</b>
ML1336UML	35.75 x 0.44 x 13.25 908 x 11 x 337	20.2 9.16	0.7 0.01	<b>\$321</b>
ML1342UML	41.75 x 0.44 x 13.25 1060 x 11 x 337	23 10.43	0.8 0.02	<b>\$323</b>
ML1348UML	47.75 x 0.44 x 13.25 1213 x 11 x 337	25.7 11.66	0.9 0.02	<b>\$338</b>
ML1354UML	53.75 x 0.44 x 13.25 1365 x 11 x 337	28.5 12.93	1 0.02	<b>\$401</b>
ML1360UML	59.75 x 0.44 x 13.25 1518 x 11 x 337	31.7 14.38	1.1 0.03	<b>\$457</b>
ML1366UML	65.75 x 0.44 x 13.25 1670 x 11 x 337	34.5 15.65	1.2 0.03	<b>\$479</b>

Mounts to a 1" or 1 1/16" thick worksurface. Mounting brackets included. Shipped easy to assemble in 1 carton.

PRIVACY PANELS	MODEL #	DIMENSIONS <sup>IN</sup> <sub>MM</sub>	WEIGHT <sup>LB</sup> <sub>KG</sub>	VOLUME <sup>FT<sup>3</sup></sup> <sub>MT<sup>3</sup></sub>	LIST PRICE
 <p><b>PET Felt Privacy Screen</b></p>	<b>W x D x H</b>				
	<b>Set of 1</b>				
	MVLPET42-1	42 x 0.36 x 13.25 <i>1067 x 9 x 337</i>	2.6 <i>1.18</i>	0.8 <i>0.02</i>	<b>\$230</b>
	MVLPET48-1	48 x 0.36 x 13.25 <i>1219 x 9 x 337</i>	3.3 <i>1.5</i>	0.9 <i>0.02</i>	<b>\$242</b>
	MVLPET54-1	54 x 0.36 x 13.25 <i>1372 x 9 x 337</i>	3.6 <i>1.63</i>	1 <i>0.02</i>	<b>\$310</b>
	MVLPET60-1	60 x 0.36 x 13.25 <i>1524 x 9 x 337</i>	3.8 <i>1.72</i>	1.1 <i>0.03</i>	<b>\$321</b>
	MVLPET66-1	66 x 0.36 x 13.25 <i>1676 x 9 x 337</i>	4.5 <i>2.04</i>	1.3 <i>0.03</i>	<b>\$377</b>
	<b>Set of 4</b>				
	MVLPET42-4	42 x 0.36 x 13.25 <i>1067 x 9 x 337</i>	9.5 <i>4.31</i>	0.8 <i>0.02</i>	<b>\$880</b>
	MVLPET48-4	48 x 0.36 x 13.25 <i>1219 x 9 x 337</i>	11.9 <i>5.4</i>	1 <i>0.02</i>	<b>\$920</b>
	MVLPET54-4	54 x 0.36 x 13.25 <i>1372 x 9 x 337</i>	12.8 <i>5.81</i>	1.1 <i>0.03</i>	<b>\$1188</b>
	MVLPET60-4	60 x 0.36 x 13.25 <i>1524 x 9 x 337</i>	13.8 <i>6.26</i>	1.2 <i>0.03</i>	<b>\$1223</b>
	MVLPET66-4	66 x 0.36 x 13.25 <i>1676 x 9 x 337</i>	16.2 <i>7.35</i>	1.3 <i>0.03</i>	<b>\$1442</b>
	Mounts to 1" thick laminate surface, may be installed as undermount or up mount position. Mounting brackets included. Secured with wood screws, will mar the top surface when installed in upmount position. Shipped easy to assemble in 1 carton.				
 <p><b>Acrylic Privacy Panel</b></p>	MVLAP42	42.5 x 0.25 x 13.25 <i>1080 x 6 x 337</i>	3.6 <i>1.63</i>	0.8 <i>0.02</i>	<b>\$245</b>
	MVLAP48	48.5 x 0.25 x 13.25 <i>1232 x 6 x 337</i>	4.3 <i>1.95</i>	1 <i>0.02</i>	<b>\$278</b>
	MVLAP54	54 x 0.25 x 13.25 <i>1372 x 6 x 337</i>	5.1 <i>2.31</i>	1.1 <i>0.03</i>	<b>\$375</b>
	MVLAP60	60.5 x 0.25 x 13.25 <i>1537 x 6 x 337</i>	5.3 <i>2.4</i>	1.2 <i>0.03</i>	<b>\$408</b>
	MVLAP66	66.5 x 0.25 x 13.25 <i>1689 x 6 x 337</i>	6.5 <i>2.95</i>	1.3 <i>0.03</i>	<b>\$425</b>
	Mounting brackets included. Shipped easy to assemble in 1 carton.				

## BENCHING SOLUTIONS

## GENERAL INFORMATION

- Simplified benching solutions, double-sided straight line applications.
- Meets all applicable ANSI/BIFMA X5.5 desking standards.

## WORKSURFACES

- 1" thick thermally fused laminate with matching 2mm thick edge band; 45 lb. density particle board core.
- Available in all the Ionic laminate finishes.
- Worksurfaces are equipped with factory installed inserts for a metal-to-metal leg connection.

## METAL LEGS

- 2" square tube post legs with 1" x 2" cross bar in an H-leg configuration complementing Ionic desking.
- Available in Black (BLK), Designer White (DWT) or Tungsten (TUN) painted finishes, Sandtex finish applied for durability.

## BENCHING KITS

- Kits have been created for ease of specifying and ordering; each kit also includes all the necessary hardware for installation.
- **Freestanding** dual sided table desks include two worksurfaces with support stiffeners and two legs for end conditions.
- **Quad** pack dual sided table desks include two dual sided table desks - four workstations consisting of four worksurfaces with support stiffeners, two end legs and one middle leg for shared condition between two side-by-side top sets.
- Quad packs may be extended with **extender kits** consisting of two worksurfaces with support stiffeners and one leg for shared condition between two side-by-side top sets. Extender kits are to be installed in the middle position(s) sharing a leg between side-by-side top sets.

## PRIVACY SCREENS

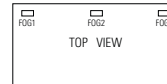
- 2.5" centre gap between dual sided table desks accommodates privacy screens.
- Privacy screens are available in fabric wrapped, laminate, acrylic and PET Felt options. Refer to Ionic privacy panels on pages 114-115.
- Recommend privacy screens be 6" shorter than the worksurfaces. For example, if worksurfaces are 60"W, use 54"W privacy panels.
- Adapter brackets are required to mount the privacy screens between dual sided table desks.

## CABLE MANAGEMENT

- Wire cable management baskets are available to provide cable management and/or lay-in capability for power distribution solution.
- Cable baskets are to be installed on the underside centered between tops on dual sided table desks.

## GROMMETS

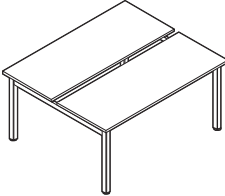
- Tops for all kits are standard with no grommets.
- Optional grommets are available in standard worksurface locations. One position per kit may be specified; all tops in each kit ordered will have the same grommet position. Order as: **FOG1, FOG2 or FOG3. Add \$70.**



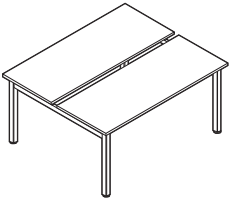
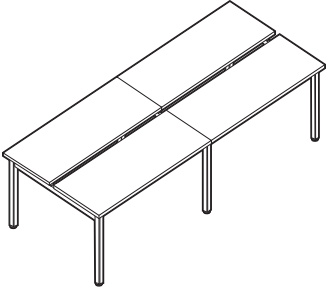
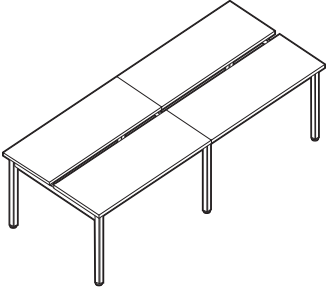
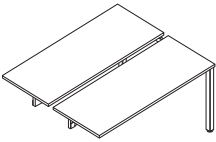
- FOG grommet cap and sleeve may be removed on-site to accommodate Cove mini power module MVCOVSM2B/S or MVCOVSIUB/S as an alternative to bring power and/or USB charging to the desktop (see page 120).

## LAMINATE FINISHES

ACJ	Absolute Acajou	DWT	Designer White
ASN	Asian Night	HGT	Hayden Grey
AWC	Avant Cherry	SKC	Shaker Cherry
AWH	Avant Honey	TWL	Tiger Walnut
CMB	Clear Maple	WHC	White Chocolate
DES	Dark Espresso	WCR	Winter Cherry

BENCHING KITS	MODEL #	DIMENSIONS <sup>IN</sup> MM	WEIGHT <sup>LB</sup> KG	VOLUME <sup>FT<sup>3</sup></sup> MT <sup>3</sup>	LIST PRICE
		W x D x H			
	ML4850DST	48 x 50.4 x 29 1219 x 1280 x 737	151 68.49	8.8 0.24	<b>\$1082</b>
	ML5450DST	54 x 50.4 x 29 1372 x 1280 x 737	161 73.03	9.1 0.25	<b>\$1131</b>
	ML6050DST	60 x 50.4 x 29 1524 x 1280 x 737	171 77.56	9.3 0.26	<b>\$1180</b>
	ML6650DST	66 x 50.4 x 29 1676 x 1280 x 737	181 82.1	9.6 0.27	<b>\$1230</b>
	ML7250DST	72 x 50.4 x 29 1829 x 1280 x 737	191 86.64	9.9 0.28	<b>\$1259</b>
	Each kit includes two 24"D worksurfaces and pair of legs for freestanding dual sided table desk. Not to be used with extender table desks. Support stiffeners included are for end-to-end leg condition. Shipped easy to assemble in 3 cartons.				

**Freestanding Dual Sided Table Desks, 24"D**

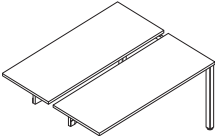
BENCHING KITS	MODEL #	DIMENSIONS <small>IN</small> <small>MM</small>	WEIGHT <small>LB</small> <small>KG</small>	VOLUME <small>FT</small> <sup>3</sup> <small>MT</small> <sup>3</sup>	LIST PRICE
 <p><b>Freestanding Dual Sided Table Desks, 30"D</b></p>		<b>W x D x H</b>			
	ML4862DST	48 x 62.4 x 29 <i>1219 x 1585 x 737</i>	180 <i>81.65</i>	10.5 <i>0.29</i>	<b>\$1216</b>
	ML5462DST	54 x 62.4 x 29 <i>1372 x 1585 x 737</i>	192 <i>87.09</i>	10.9 <i>0.3</i>	<b>\$1237</b>
	ML6062DST	60 x 62.4 x 29 <i>1524 x 1585 x 737</i>	205 <i>92.99</i>	11.2 <i>0.31</i>	<b>\$1285</b>
	ML6662DST	66 x 62.4 x 29 <i>1676 x 1585 x 737</i>	218 <i>98.88</i>	11.5 <i>0.32</i>	<b>\$1335</b>
	ML7262DST	72 x 62.4 x 29 <i>1829 x 1585 x 737</i>	230 <i>104.33</i>	11.8 <i>0.33</i>	<b>\$1364</b>
 <p><b>Quad Pack Dual Sided Table Desks, 24"D</b></p>	ML9650DSQ	96 x 50.4 x 29 <i>2438 x 1280 x 737</i>	275 <i>124.74</i>	12.6 <i>0.35</i>	<b>\$1987</b>
	ML10850DSQ	108 x 50.4 x 29 <i>2743 x 1280 x 737</i>	295 <i>133.81</i>	12.9 <i>0.36</i>	<b>\$2085</b>
	ML12050DSQ	120 x 50.4 x 29 <i>3048 x 1280 x 737</i>	315 <i>142.88</i>	13.2 <i>0.37</i>	<b>\$2184</b>
	ML13250DSQ	132 x 50.4 x 29 <i>3353 x 1280 x 737</i>	335 <i>151.95</i>	13.4 <i>0.37</i>	<b>\$2283</b>
	ML14450DSQ	144 x 50.4 x 29 <i>3658 x 1280 x 737</i>	355 <i>161.03</i>	13.7 <i>0.38</i>	<b>\$2342</b>
 <p><b>Quad Pack Dual Sided Table Desks, 30"D</b></p>	ML9662DSQ	96 x 62.4 x 29 <i>2438 x 1585 x 737</i>	330 <i>149.69</i>	15.1 <i>0.42</i>	<b>\$2239</b>
	ML10862DSQ	108 x 62.4 x 29 <i>2743 x 1585 x 737</i>	354 <i>160.57</i>	15.4 <i>0.43</i>	<b>\$2281</b>
	ML12062DSQ	120 x 62.4 x 29 <i>3048 x 1585 x 737</i>	380 <i>172.37</i>	15.7 <i>0.44</i>	<b>\$2378</b>
	ML13262DSQ	132 x 62.4 x 29 <i>3353 x 1585 x 737</i>	406 <i>184.16</i>	16 <i>0.45</i>	<b>\$2477</b>
	ML14462DSQ	144 x 62.4 x 29 <i>3658 x 1585 x 737</i>	430 <i>195.04</i>	16.3 <i>0.46</i>	<b>\$2536</b>
 <p><b>Extender for Dual Sided Table Desks, 24"D</b></p>	ML4850DSE	48 x 50.4 x 29 <i>1219 x 1280 x 737</i>	124 <i>56.25</i>	5.9 <i>0.16</i>	<b>\$905</b>
	ML5450DSE	54 x 50.4 x 29 <i>1372 x 1280 x 737</i>	134 <i>60.78</i>	6.2 <i>0.17</i>	<b>\$954</b>
	ML6050DSE	60 x 50.4 x 29 <i>1524 x 1280 x 737</i>	144 <i>65.32</i>	6.5 <i>0.18</i>	<b>\$1004</b>
	ML6650DSE	66 x 50.4 x 29 <i>1676 x 1280 x 737</i>	154 <i>69.85</i>	6.7 <i>0.18</i>	<b>\$1053</b>
	ML7250DSE	72 x 50.4 x 29 <i>1829 x 1280 x 737</i>	164 <i>74.39</i>	6.9 <i>0.19</i>	<b>\$1083</b>

Each kit includes two 30"D worksurfaces and pair of legs for freestanding dual sided table desk. Not to be used with extender table desks. Support stiffeners included are for end-to-end leg condition. Shipped easy to assemble in 3 cartons.

Four-pack dual sided table desks; each kit includes four 24"D worksurfaces, a pair of end legs and one middle leg to be shared between pairs of tops. Use as is for a four-station cluster or can be used with 50.4"D extender tables (MLxx50DSE) installed in the middle position. Support stiffeners included are for end-to-shared leg condition. Shipped easy to assemble in 6 cartons.

Four-pack dual sided table desks; each kit includes four 30"D worksurfaces, a pair of end legs and one middle leg to be shared between pairs of tops. Use as is for a four-station cluster or can be used with 62.4"D extender tables (MLxx62DSE) installed in the middle position. Support stiffeners included are for end-to-shared leg condition. Shipped easy to assemble in 6 cartons.



Each kit includes two 24"D worksurfaces and one leg for shared condition, to be used with quad packs MLxx50DSQ to extend the number of workstations. No limit to the number of extender packs that can be joined together. Support stiffeners included are for shared middle leg condition. Extender kits are not to be installed in an end position. Shipped easy to assemble in 3 cartons.

BENCHING KITS	MODEL #	DIMENSIONS <sup>IN</sup> <sub>MM</sub>	WEIGHT <sup>LB</sup> <sub>KG</sub>	VOLUME <sup>FT<sup>3</sup></sup> <sub>MT<sup>3</sup></sub>	LIST PRICE
		<b>W x D x H</b>			
	ML4862DSE	48 x 62.4 x 29 1219 x 1585 x 737	150 68.04	7.2 0.2	<b>\$1023</b>
	ML5462DSE	54 x 62.4 x 29 1372 x 1585 x 737	162 73.48	7.5 0.21	<b>\$1040</b>
	ML6062DSE	60 x 62.4 x 29 1524 x 1585 x 737	175 79.38	7.8 0.22	<b>\$1093</b>
	ML6662DSE	66 x 62.4 x 29 1676 x 1585 x 737	188 85.28	8.1 0.22	<b>\$1142</b>
	ML7262DSE	72 x 62.4 x 29 1829 x 1585 x 737	200 90.72	8.4 0.23	<b>\$1172</b>

#### Extender for Dual Sided Table Desks, 30"D

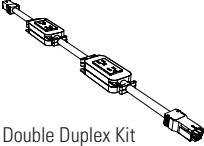
Each kit includes two 30"D worksurfaces and one leg for shared condition, to be used with quad packs MLxx62DSQ to extend the number of workstations. No limit to the number of extender packs that can be joined together. Support stiffeners included are for shared middle leg condition. Extender kits are not to be installed in an end position. Shipped easy to assemble in 3 cartons.

### BENCHING ACCESSORIES

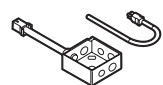
	<b>Set of 2</b>				
	ML48WCB2	40 x 8 x 1 1016 x 203 x 25	3.6 1.63	0.32 0.01	<b>\$306</b>
	ML54WCB2	46 x 8 x 1 1168 x 203 x 25	4.3 1.95	0.37 0.01	<b>\$327</b>
	ML60WCB2	52 x 8 x 1 1321 x 203 x 25	4.8 2.18	0.41 0.01	<b>\$344</b>
	ML66WCB2	58 x 8 x 1 1473 x 203 x 25	5.3 2.4	0.46 0.01	<b>\$367</b>
	ML72WCB2	64 x 8 x 1 1626 x 203 x 25	5.9 2.68	0.51 0.01	<b>\$376</b>
	<b>Set of 4</b>				
	ML48WCB4	40 x 8 x 1 1016 x 203 x 25	3.6 1.63	0.32 0.01	<b>\$306</b>
	ML54WCB4	46 x 8 x 1 1168 x 203 x 25	4.3 1.95	0.37 0.01	<b>\$327</b>
	ML60WCB4	52 x 8 x 1 1321 x 203 x 25	4.8 2.18	0.41 0.01	<b>\$344</b>
	ML66WCB4	58 x 8 x 1 1473 x 203 x 25	5.3 2.4	0.46 0.01	<b>\$367</b>
	ML72WCB4	64 x 8 x 1 1626 x 203 x 25	5.9 2.68	0.51 0.01	<b>\$376</b>

#### Wire Management Cable Baskets

Model number indicates width of worksurface to be used with. Basket is 8" smaller than the top width. Black only. Includes spring steel mounting brackets, allowing basket to swing down from either side for easy access. Shipped easy to assemble in 1 carton.

	MLDD48DST	168 x 4 x 2 4267 x 102 x 51	8.4 3.81	3.75 0.1	<b>\$289</b>
	MLDD54DST	174 x 4 x 2 4420 x 102 x 51	8.5 3.86	3.75 0.1	<b>\$295</b>
	MLDD60DST	180 x 4 x 2 4572 x 102 x 51	8.7 3.95	3.75 0.1	<b>\$302</b>
	MLDD66DST	186 x 4 x 2 4724 x 102 x 51	8.9 4.04	3.75 0.1	<b>\$308</b>
	MLDD72DST	192 x 4 x 2 4877 x 102 x 51	9.1 4.13	3.75 0.1	<b>\$315</b>

Double Duplex Kit

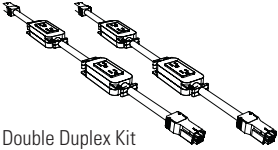
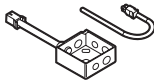
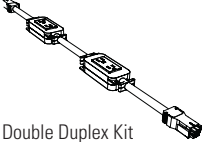



Single-Circuit 3-Prong Feed

#### Double Duplex Kit w/Infeed for Freestanding Dual Sided Table Desk Kits

Each duplex kit includes jumper with two duplex outlets and infeed. Infeed to be hardwired by certified electrician. Use with freestanding dual sided table desks MLxxDST. Model number indicates width of dual sided table desk to be used with. Lay-in capability using wire cable management baskets. Shipped easy to assemble in 2 cartons.



BENCHING ACCESSORIES	MODEL #	DIMENSIONS <sup>IN</sup> <sub>MM</sub>	WEIGHT <sup>LB</sup> <sub>KG</sub>	VOLUME <sup>FT<sup>3</sup></sup> <sub>MT<sup>3</sup></sub>	LIST PRICE
 <p>Double Duplex Kit</p>  <p>Single-Circuit 3-Prong Feed</p> <p><b>Quad Duplex Kit w/Infeed for Quad Pack Dual Sided Table Desk Kits</b></p>	<b>W x D x H</b>				
	MLDD48DSQ	216 x 4 x 2 <i>5486 x 102 x 51</i>	10.7 <i>4.85</i>	6 <i>0.16</i>	<b>\$439</b>
	MLDD54DSQ	228 x 4 x 2 <i>5791 x 102 x 51</i>	10.9 <i>4.94</i>	6 <i>0.16</i>	<b>\$452</b>
	MLDD60DSQ	240 x 4 x 2 <i>6096 x 102 x 51</i>	11.3 <i>5.13</i>	6 <i>0.16</i>	<b>\$465</b>
	MLDD66DSQ	252 x 4 x 2 <i>6401 x 102 x 51</i>	11.7 <i>5.31</i>	6 <i>0.16</i>	<b>\$478</b>
	MLDD72DSQ	264 x 4 x 2 <i>6706 x 102 x 51</i>	12.1 <i>5.49</i>	6 <i>0.16</i>	<b>\$491</b>
 <p>Double Duplex Kit</p> <p><b>Extender Duplex Kit for Extender Dual Sided Table Desk Kits</b></p>	MLDD48DSE	48 x 2 x 2 <i>1219 x 51 x 51</i>	2.3 <i>1.04</i>	2.25 <i>0.06</i>	<b>\$151</b>
	MLDD54DSE	54 x 2 x 2 <i>1372 x 51 x 51</i>	2.4 <i>1.09</i>	1.5 <i>0.04</i>	<b>\$157</b>
	MLDD60DSE	60 x 2 x 2 <i>1524 x 51 x 51</i>	2.6 <i>1.18</i>	2.25 <i>0.06</i>	<b>\$163</b>
	MLDD66DSE	66 x 2 x 2 <i>1676 x 51 x 51</i>	2.8 <i>1.27</i>	1.5 <i>0.04</i>	<b>\$170</b>
	MLDD72DSE	72 x 2 x 2 <i>1829 x 51 x 51</i>	3 <i>1.36</i>	2.25 <i>0.06</i>	<b>\$176</b>
	Each extender duplex kit includes jumper with two duplex outlets. Use with quad duplex kits and extender dual sided table desks MLxxDSE. Model number indicates width of dual sided table desk to be used with. Lay-in capability using wire cable management baskets. Shipped easy to assemble in 1 carton.				
 <p><b>Privacy Screen Adapter Brackets</b></p>	<b>Set of 2</b>				
	MVLPPAB2	6 x 1.7 x 1 <i>152 x 43 x 25</i>	1 <i>0.45</i>	0.1 <i>0.03</i>	<b>\$36</b>
	<b>Set of 3</b>				
	MVLPPAB3	6 x 1.7 x 1 <i>152 x 43 x 25</i>	1.3 <i>0.59</i>	0.1 <i>0.03</i>	<b>\$53</b>
	<b>Set of 4</b>				
	MVLPPAB4	6 x 1.7 x 1 <i>152 x 43 x 25</i>	1.8 <i>0.82</i>	0.1 <i>0.03</i>	<b>\$71</b>
Use with undermount privacy screens to upmount privacy screens between dual sided table desks. For Ionic privacy panels, see pages 114-115. Number of adapter brackets required should correspond with the number of clamps included with privacy screen; varies by width.					

**GENERAL INFORMATION**

- Lite-Lift II is ideal for applications that require a lightweight and easy to clean table. It is THE economical, durable, multi-purpose table.
- Meets applicable ANSI/BIFMA standards.
- Greenguard Certified.

**CONSTRUCTION**

- Lightweight.
- Polyethylene surface with UV protection.
- Shock-proof.
- Constructed to withstand heavy loads.
- Suitable for outdoor use.
- Solid welded joints, nuts and bolts.
- Powder coated 1.125" diameter steel legs. Textured Charcoal epoxy coated (TC).
- Perforated underside surface allows for non-warping.
- Individual polypropylene clip to hold the leg in position when folded. Solid and durable fastening device.

**FINISHES**

- Oyster Grey only.

## FOLDING TABLES



**Rectangular Folding Table**



**Round Folding Table**

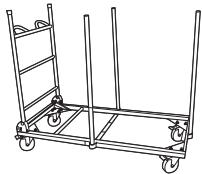
MODEL #	DIMENSIONS <small>IN MM</small>	WEIGHT <small>LB KG</small>	VOLUME <small>FT<sup>3</sup> MT<sup>3</sup></small>	LIST PRICE
<b>W x D x H</b>				
MVLFRT48	48 x 24 x 29.25 <i>1219 x 610 x 743</i>	23 <i>10.43</i>	1.57 <i>0.04</i>	<b>\$167</b>
MVLFRT60	60 x 30 x 29.25 <i>1524 x 762 x 743</i>	30 <i>13.61</i>	2.43 <i>0.06</i>	<b>\$222</b>
MVLFRT72	72 x 30 x 29.25 <i>1829 x 762 x 743</i>	36 <i>16.33</i>	2.91 <i>0.08</i>	<b>\$234</b>
MVLFRT96	96 x 30 x 29.25 <i>2438 x 762 x 743</i>	50 <i>22.68</i>	3.87 <i>0.1</i>	<b>\$360</b>

Durable high impact polypropylene top. 1.125" diameter steel legs finished in a scuff-resistant, textured Charcoal epoxy coating. Lightweight, easy to clean and simple to fold and store. Easy lock leg brace for added stability. Shipped assembled in 1 carton.

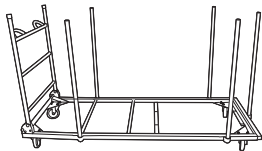
MVLFRT48D	48 x 48 x 29.25 <i>1219 x 1219 x 743</i>	31 <i>14.06</i>	3.26 <i>0.09</i>	<b>\$268</b>
MVLFRT60D	60 x 60 x 29.25 <i>1524 x 1524 x 743</i>	47 <i>21.32</i>	5.6 <i>0.15</i>	<b>\$428</b>

Durable high impact polypropylene top. 1.125" diameter steel legs finished in a scuff-resistant, textured Charcoal epoxy coating. Lightweight, easy to clean and simple to fold and store. Easy lock leg brace for added stability. Shipped assembled in 1 carton.

## TABLE DOLLIES



**Dolly for 48" Rectangular Folding Table**



**Dolly for 60", 72" and 96" Rectangular Folding Table**



**Dolly for 48" and 60" Round Folding Table**

OTG11840	24.5 x 52 x 45.25 <i>622 x 1321 x 1149</i>	52.5 <i>23.81</i>	5.5 <i>0.15</i>	<b>\$397</b>
----------	---	----------------------	--------------------	--------------

Dolly for stacking and moving 48" Rectangular Folding Table (MLFRT48). 1.125" steel tubing. Textured Charcoal epoxy coating. Tables lay horizontally on dolly. Maximum capacity is 20 tables.

OTG11841	30.25 x 75.75 x 45.25 <i>768 x 1924 x 1149</i>	76 <i>34.47</i>	9.25 <i>0.26</i>	<b>\$563</b>
----------	---	--------------------	---------------------	--------------

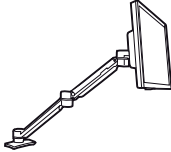
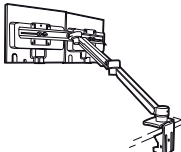

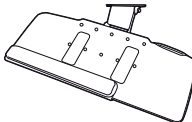
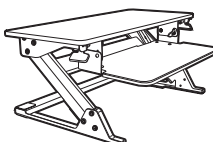
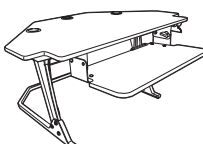
Dolly for stacking and moving 60", 72" and 96" Rectangular Folding Tables (MLFRT60, MLFRT72 and MLFRT96). 1.125" steel tubing. Textured Charcoal epoxy coating. Tables lay horizontally on dolly.  
MLFRT60 - Maximum capacity is 20 tables.  
MLFRT72 - Maximum capacity is 20 tables.  
MLFRT96 - Maximum capacity is 18 tables.







OTG11842	32.75 x 52 x 40.25 <i>832 x 1321 x 1022</i>	76 <i>34.47</i>	5.5 <i>0.15</i>	<b>\$485</b>
----------	--	--------------------	--------------------	--------------

Dolly for stacking and moving 48" and 60" Round Folding Tables (MVLFRT48D and MVLFRT60D). 1.125" steel tubing. Textured Charcoal epoxy coating. Tables stand vertically on dolly.  
MVLFRT48D - Maximum capacity is 15 tables.  
MVLFRT60D - Maximum capacity is 12 tables.

MVL monitor arms  
MVL keyboard supports  
Accessories  
Power and data

# Accessories

MONITOR ARMS		MODEL #	DIMENSIONS W x D x H IN MM	WEIGHT LB KG	VOLUME FT <sup>3</sup> MT <sup>3</sup>	LIST PRICE
	<b>Single Monitor Double Extension w/Height Adjustment</b>	MVL1SDEH	4.75 x 4.23-26 x 19.5 121 x 107-660 x 495	8 3.63	0.72 0.02	<b>\$295</b>
		Single monitor arm provides 26" of reach with 13" of usable height adjustment. Quick connect option for mounting monitor with standard VESA standards. Pole-less arm monitor provides a clean design and folds into a 4 3/8" area for more desk space. Enclosed cable manager. 360° swivel. Can accommodate monitors up to 14 lbs. Attach to any standard 1" to 1.5" thick surface with flush edge by a desk clamp or through a grommet. Available in <b>Silver</b> only.				
	<b>Dual Monitor Double Extension w/Height Adjustment</b>	MVL2SDEH	22 x 5.95-26 x 17.5 559 x 151-660 x 445	9.4 4.26	1.57 0.04	<b>\$406</b>
		Dual monitor arm provides 26" of reach with 13" of usable height adjustment. Quick connect option for mounting monitor with standard VESA standards. Counterbalanced spring technology allows for 2 to 20 lbs. load (max 10 lbs. per screen). Dual cross bar holds monitors up to 22" in horizontal width each. Enclosed cable manager. Tool-less clamp installation makes assembly quick and easy. Attach to any standard 1" to 1.5" thick surface with flush edge by a desk clamp or through a grommet. Available in <b>Silver</b> only.				
KEYBOARD SUPPORTS						
	<b>Keyboard Drawer</b>	MVLKBT	20.6 x 12.5 x 4 523 x 318 x 102	4.78 2.17	0.42 0.01	<b>\$133</b>
		Mounts on two low friction ball bearing slides for storage below workstation. Pull-out mouse tray (mountable left or right). Palm rest/pen compartment. Keyboard platform accommodates standard and ergonomic shaped keyboards. <b>Requires 17" of depth clearance</b> under the surface for installation.				
	<b>Articulating Keyboard Package</b>	MVLKP01	27.5 x 11.5 x 1 699 x 292 x 25	13.6 6.17	0.93 0.02	<b>\$282</b>
		Package includes articulating arm and 27" HDPE tray. Arm has a soft touch knob for simultaneous height and tilt adjustment. Low profile design with 360° swivel. HDPE tray has a removable palm rest and includes a mouse fence with cable manager. Tray comes with anti-slip strips. <b>Requires 18" of depth clearance</b> under the surface for installation.				
	<b>Desktop Sit-Stand Workstation</b>	MVL5230B0	29.2 x 23.2 x 6.2 899 x 589 x 157	47 21.32	4.8 0.13	<b>\$881</b>
		Easily fits onto a 24" or deeper worksurface. Supports up to 35 lbs. Keyboard surface tilts from -10°/+10°. Infinite pneumatic height adjustment. Primary surface can be extended 20" above the desk. Black frame and surface. Comes with grommet for cord management. No tools required for installation.				
	<b>Corner Desktop Sit-Stand Workstation</b>	MVL5230B5	42 x 38 x 6.2 1067 x 965 x 157	55 24.95	9.3 0.26	<b>\$1156</b>
		Easily fits onto a 24" or deeper corner worksurface. Supports up to 35 lbs. Keyboard surface tilts from -10°/+10°. Infinite pneumatic height adjustment. Primary surface can be extended 20" above the desk. Black frame and surface. Comes with grommet for cord management. No tools required for installation.				

ACCESSORIES	MODEL #	DIMENSIONS <small>IN MM</small>	WEIGHT <small>LB KG</small>	VOLUME <small>FT<sup>3</sup> MT<sup>3</sup></small>	LIST PRICE
 <p><b>CPU Holder Dual Strap</b></p>		<b>W x D x H</b>			
	MVLCPU	4 x 11 x 1.5 102 x 279 x 38	4 1.81	0.39 0.01	<b>\$126</b>
 <p><b>Four-Position Footrest</b></p>	MVLFPR	15.7 x 13.7 x 5.1 399 x 348 x 130	3.7 1.68	0.52 0.01	<b>\$108</b>
<b>POWER / DATA</b>					
 <p><b>Power/Data Block</b></p>	MVLPDM	6.5 x 3.5 x 2.8 165 x 89 x 71	2 0.91	0.1 -	<b>\$228</b>
 <p><b>Mini Power Block</b></p>	MVCOVSM2B	2.25 x 3.75 x 3.12	2.35	0.5	<b>\$267</b>
	MVCOVSM2S	2.25 x 3.75 x 3.12	2.35	0.5	<b>\$267</b>
 <p><b>Mini Power/USB Block</b></p>	MVCOVS1UB	2.25 x 3.75 x 3.12	2.35	0.5	<b>\$420</b>
	MVCOVS1US	2.25 x 3.75 x 3.12	2.35	0.5	<b>\$420</b>
 <p><b>Surface Mounted Power Module</b></p>	MVLDK1000	4.13 x 2.16 x 2.28 105 x 55 x 58	2.5 1.13	1.7 -	<b>\$200</b>

CPU slides on a 17" track and swivels to allow full accessibility and easy storage. Straps adjust and fasten with buckles for simple installation. Accommodates CPU's weighing up to 30 lbs. and measuring 64" in perimeter. **Requires 17" of depth clearance** under the surface for installation.

Folding support legs provide tilt angles of 6°, 12°, 16° and 25°. Anti-fatigue rubber surface. Platform surface of 15.7" x 10". Available in Black with Grey accents.

Worksurface power and data module. Two power receptacles and two data receptacles. 9' cord. Worksurface cut-out must be done on-site by installer to accept MVLPDM. Template for cut-out provided. Available in **Black** only.

Designed to retrofit into an existing grommet cut-out to bring power to the desktop. Fits in 3.27" x 1.9" cut-out (FOG, POG) and mounts to 0.5" to 2" thick surface. Includes two 12A, 120 VAC spill resistant power receptacles. 9' power cord with 90° flat plug with 45° rotation. ETL listed. Available in Black (**B**) or Silver (**S**) as indicated by last character of model number.

Designed to retrofit into an existing grommet cut-out to bring power to the desktop. Fits in 3.27" x 1.9" cut-out (FOG, POG) and mounts to 0.5" to 2" thick surface. Includes one 12A, 120 VAC spill resistant power receptacle and two 2.1A (11W) USB charging ports. 9' power cord with 90° flat plug with 45° rotation. ETL listed. Available in Black (**B**) or Silver (**S**) as indicated by last character of model number.

Above surface or below surface mounted module with one power outlet and two 2.1 amp USB ports. Includes 10' power cord. Available in **Black** only.

MVL1900 lateral files

MVL25 vertical files

MVLPED pedestals

MVLSTOR storage cabinets

# Filing



#### GENERAL INFORMATION

- Commercial quality lateral files.
- Keylock included with removable core.
- Lock bars on both sides of cabinet for increased security.
- Standard with counterweights.
- Leveling glides included.
- All drawer fronts feature a recessed angled full pull.
- 5 high lateral file - top opening has a receding door and roll-out shelf, four lower drawers have fixed fronts.
- Side-to-side hanging file bars are included and installed.
- Files bars can be positioned for letter/legal materials filing.
- All drawers feature ball bearing suspension.
- Coated with environmentally friendly, recyclable paint, electrostatically applied for a durable finish.
- Meets applicable ANSI/BIFMA standards.
- Canadian made with a Lifetime Warranty.
- Greenguard Certified.

#### CONSTRUCTION

- Fully welded seamless corners with internal steel corner gussets increase strength and rigidity.
- Key locks are random and cannot be specified.
- Positive interlocking system allows only one drawer to open at a time.
- Full extension ball bearing suspensions with a built-in feature to prevent drawer bounce back.
- Four adjustable leveling glides are easily accessible from inside or outside of the cabinet for quick and proper installation.
- Counterweights are included in 1 ½, 2, 3 and 4 high cabinets. 5 high cabinet is counterbalanced and does not need additional counterweights.
- Inside clearance of 12" openings is 11 ¼" high.

#### FINISHES

- MVL1900 lateral files are available in Black (BLK), Designer White (DWT), Grey (GRY) and Nevada (NEV) finishes.
- Available in all other Global standard colors at no upcharge, minimum order of 10 pieces (visit [officestogo.com](http://officestogo.com) to see Global colors.) 3-week lead time.

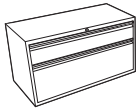
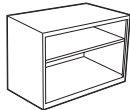


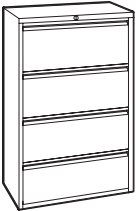
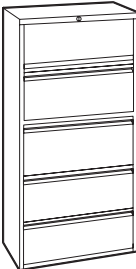
#### ACCESSORIES

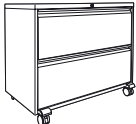
- Lateral file laminate top
- Low storage cushions for 1 ½" high units
- Mobile lateral kit
- Front-to-back file bars
- Side-to-side file bars
- Plate dividers
- Extra keys

#### SHIPPING

- MVL1900 lateral files are shipped fully assembled.

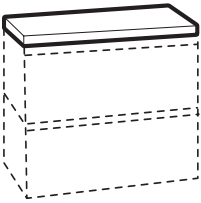
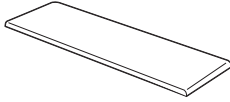

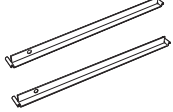


LATERAL FILES	MODEL #	DIMENSIONS <small>IN MM</small>	WEIGHT <small>LB KG</small>	VOLUME <small>FT<sup>3</sup> MT<sup>3</sup></small>	LIST PRICE
 <p><b>1 ½ Drawer High Lateral Cabinet</b></p>	<b>W x D x H</b>				
	M1930PXB	30 x 19.25 x 21.25 762 x 489 x 540	117 53.07	9.5 0.26	<b>\$585</b>
	M1936PXB	36 x 19.25 x 21.25 914 x 489 x 540	127 57.61	11.25 0.31	<b>\$609</b>
	One 6" high fixed front drawer, one 12" high fixed front drawer. Inside drawer clearance: 5 1/8" high and 11 1/4" high respectively. Recessed angled full pulls. Side-to-side file bars, counterweights, levelers and lock included. Shipped assembled in 1 carton.				
 <p><b>1 ½ Open Shelf</b></p>	M19301XSN	30 x 19.25 x 21.25 762 x 489 x 540	50 22.68	9.5 0.26	<b>\$392</b>
	M19361XSN	36 x 19.25 x 21.25 914 x 489 x 540	56 25.4	11.25 0.31	<b>\$421</b>
	21 1/4" high open shelf, 18" high inside clearance with one 2-position adjustable shelf. Levelers included. Shipped assembled in 1 carton.				
 <p><b>2 Drawer High Lateral Cabinet</b></p>	MVL1936P2	36 x 19.25 x 27.31 914 x 489 x 694	124 56.25	14.6 0.41	<b>\$639</b>
	<b>36" wide.</b> Two 12" opening fixed front drawers. Recessed angled full pulls. Side-to-side file bars, counterweights and lock included. Shipped assembled in 1 carton.				
 <p><b>3 Drawer High Lateral Cabinet</b></p>	MVL1936P3	36 x 19.25 x 39.06 914 x 489 x 992	149 67.59	15.67 0.44	<b>\$885</b>
	<b>36" wide.</b> Three 12" opening fixed front drawers. Recessed angled full pulls. Side-to-side file bars, counterweights and lock included. Shipped assembled in 1 carton.				
 <p><b>4 Drawer High Lateral Cabinet</b></p>	MVL1936P4	36 x 19.25 x 52.06 914 x 489 x 1322	179 81.19	20.88 0.59	<b>\$1099</b>
	<b>36" wide.</b> Four 12" opening fixed front drawers. Recessed angled full pulls. Side-to-side file bars, counterweights and lock included. Shipped assembled in 1 carton.				
 <p><b>5 Drawer High Lateral Cabinet</b></p>	MVL1936P5	36 x 19.25 x 66.56 914 x 489 x 1691	204 92.53	33.4 0.94	<b>\$1454</b>
	<b>36" wide.</b> Top opening has a 12" receding door and roll-out shelf. Four lower openings have 12" opening fixed front drawers. Recessed angled full pulls. Side-to-side file bars, counterweights and lock included. Shipped assembled in 1 carton.				

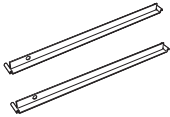
LATERAL FILES	MODEL #	DIMENSIONS <sup>IN</sup> <sup>MM</sup>	WEIGHT <sup>LB</sup> <sup>KG</sup>	VOLUME <sup>FT<sup>3</sup></sup> <sup>MT<sup>3</sup></sup>	LIST PRICE
		W x D x H			
	MVL1936M2	36 x 19.25 x 30	130	14.77	<b>\$808</b>
		914 x 489 x 762	58.97	0.41	

**Mobile 2 High Lateral File**

**36" wide.** Consists of MVL1936P2 (Two Drawer High Lateral File) plus MVLMLK (Mobile Lateral Kit). Shipped assembled in 2 cartons.

MVL1900 ACCESSORIES					
	ML7219LT	72 x 19.25 x 1 1829 x 489 x 25	33 14.97	1.81 0.05	<b>\$151</b>
	ML6619LT	66 x 19.25 x 1 1676 x 489 x 25	30 13.61	1.67 0.04	<b>\$146</b>
	ML6019LT	60 x 19.25 x 1 1524 x 489 x 25	28 12.7	1.53 0.04	<b>\$142</b>
	ML3619LT	36 x 19.25 x 1 914 x 489 x 25	17 7.71	0.97 0.02	<b>\$98</b>
	ML3019LT	30 x 19.25 x 1 762 x 489 x 25	14 6.35	0.83 0.02	<b>\$92</b>
	Can be used to create a credenza. Single top for pair of 19.25"D storage units without tops. Available in all Ionic finishes (see page 141). Shipped in 1 carton. 72" for two 36"W units 66" for one 30"W and one 36"W units 60" for two 30"W tops ML3619LT and ML3019LT for use with single 19.25"D low storage units.				
	MVL1930C	30 x 19.25 x 2 762 x 489 x 51	11 4.99	1.3 0.03	<b>\$167</b>
	MVL1936C	36 x 19.25 x 2 914 x 489 x 51	13 5.9	2.6 0.07	<b>\$191</b>
	MVL1960C	60 x 19.25 x 2 1524 x 489 x 51	20 9.07	2.6 0.07	<b>\$308</b>
	MVL1966C	66 x 19.25 x 2 1676 x 489 x 51	16 7.26	5.2 0.14	<b>\$332</b>
	MVL1972C	72 x 19.25 x 2 1829 x 489 x 51	22 9.98	2.4 0.06	<b>\$356</b>
	Cushions for 19.25"D low storage lateral files (M1930PXB, M1936PXB, M19301XSN and M19361XSN). Storage must have a finished laminate top to accept the cushion. Waterfall front and back edge, attaches with Velcro strips (supplied). Can be upholstered in all OTG seating fabrics (see page 140). Shipped assembled in 1 carton.				
	MVLMLK	20.9 x 2.5 x 3.9 531 x 64 x 99	6 2.72	0.17 4.31	<b>\$169</b>
	Use kit to convert MVL1936P2 (Two Drawer High Lateral File) to a mobile two high lateral file. Kit includes support rails and four casters. Shipped assembled in 1 carton.				
	MVLFBB	12.5 x 1 x 1 318 x 25 x 25	1 0.45	0.8 0.02	<b>\$19</b>
	Must be used in conjunction with MVLHFB36 (Side-to-Side File Bars). One pair. Shipped in 1 carton.				

MVL1900 ACCESSORIES	MODEL #	DIMENSIONS <sup>IN</sup> <sup>MM</sup>	WEIGHT <sup>LB</sup> <sup>KG</sup>	VOLUME <sup>FT<sup>3</sup></sup> <sup>MT<sup>3</sup></sup>	LIST PRICE
---------------------	---------	---	---------------------------------------	---	------------



Side-to-Side File Bars

MVLHFB36	W x D x H				
	33.25 x 0.4 x 1.25	4	0.5		<b>\$35</b>
	845 x 10 x 32	1.81	0.01		

Hanging file bars. One pair. Shipped in 1 carton.

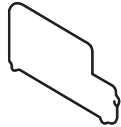


Plate Dividers

MVLPD	13.25 x 0.01 x 7	4	0.5		<b>\$35</b>
	337 x 0.25 x 178	1.81	0.01		

Three per package. **EFC** (environmentally friendly color - similar to Charcoal Grey due to the use of recycled powder). Shipped in 1 carton.



Extra Key

MVLEK	-	0.1	0.1		<b>\$12</b>
	-	0.05	-		

Please specify key number at time of order. Key range W401-W550. Shipped in 1 carton.



MVL25201



MVL25251



MVL25401



MVL25451

**GENERAL INFORMATION**

- Commercial quality vertical files.
- To be used in freestanding applications, not intended to support worksurfaces.
- Keylock included with removable core.
- All drawer fronts feature a recessed angled full pull.
- Models are available in letter and legal widths.
- All drawers feature ball bearing suspension.
- Case rests directly on floor, leveling glides are not included.
- Coated with environmentally friendly, recyclable paint, electrostatically applied for a durable finish.
- Meets applicable ANSI/BIFMA standards.
- Canadian made with a Lifetime Warranty.
- Greenguard Certified.

**CONSTRUCTION**

- Welded one-piece top.
- High side walls accommodate hanging file folders.
- Locks are standard and have removable cores.
- Key locks are random and cannot be specified.
- Drawers are 25"D.

**FINISHES**

- MVL25 vertical files are available in Black (BLK), Designer White (DWT), Grey (GRY) and Nevada (NEV) finishes.
- Available in all other Global standard colors at no upcharge, minimum order of 10 pieces (visit [officestogo.com](http://officestogo.com) to see Global colors.) 3-week lead time.

**ACCESSORIES**

- Follower block (to prevent file folders from sliding to the back of the drawer)
- Extra keys

**SHIPPING**

- MVL25 vertical files are shipped fully assembled.

VERTICAL FILES      MODEL #      DIMENSIONS <sup>IN</sup><sub>MM</sub>      WEIGHT <sup>LB</sup><sub>KG</sub>      VOLUME <sup>FT<sup>3</sup></sup><sub>MT<sup>3</sup></sub>      LIST PRICE



2 Drawer Vertical File

W x D x H				
MVL25201	15.15 x 25 x 29	62	9	<b>\$305</b>
	385 x 635 x 737	28.12	0.25	

**Letter width.** Two 25"D drawers. Ball bearing suspension. Recessed angled full pulls. Lock included. Shipped assembled in 1 carton.



2 Drawer Vertical File

MVL25251	18.15 x 25 x 29	67	11	<b>\$321</b>
	461 x 635 x 737	30.39	0.31	


**Legal width.** Two 25"D drawers. Ball bearing suspension. Recessed angled full pulls. Lock included. Shipped assembled in 1 carton.



4 Drawer Vertical File

MVL25401	15.15 x 25 x 52	112	16	<b>\$470</b>
	385 x 635 x 1321	50.8	0.45	

**Letter width.** Four 25"D drawers. Ball bearing suspension. Recessed angled full pulls. Lock included. Shipped assembled in 1 carton.

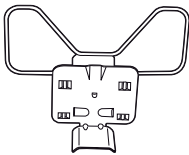


4 Drawer Vertical File

MVL25451	18.15 x 25 x 52	122	18	<b>\$516</b>
	461 x 635 x 1321	55.34	0.5	

**Legal width.** Four 25"D drawers. Ball bearing suspension. Recessed angled full pulls. Lock included. Shipped assembled in 1 carton.

MVL25 ACCESSORIES



Follower Block

MVLFB	10 x 5 x 9	1.34	0.17	<b>\$19</b>
	254 x 127 x 229	0.61	-	

Shipped assembled in 1 carton.



Extra Key

MVLEK	-	0.1	0.1	<b>\$12</b>
	-	0.05	-	

Please specify key number at time of order. Key range W401-W550. Shipped in 1 carton.



MVLW23FF

MVLW23BBF

MVL19BF

MVLM23FF

MVLM23BBF

### GENERAL INFORMATION

- Commercial quality pedestals.
- To be used under a worksurface. May be used in a worksurface supporting application.
- Keylock included with removable core.
- All drawer fronts feature a recessed angled full pull.
- Leveling glides included except on mobile units.
- Box/box/file and file/file models are available.
- Box/box/file and box/file configurations come with one pencil tray.
- Side-to-side hanging file bars are included in file drawers.
- All drawers feature ball bearing suspension.
- Pedestals are 23"D, 27 5/8"H and 15"W.
- Coated with environmentally friendly, recyclable paint, electrostatically applied for a durable finish.
- Meets applicable ANSI/BIFMA standards.
- Canadian made with a Lifetime Warranty.
- Greenguard Certified.

### CONSTRUCTION







- Wrap around corners.
- High side walls to accommodate hanging file folders.
- Locks are standard and have removable cores.
- Key locks are random and cannot be specified.
- Four adjustable leveling glides are easily accessible from inside or outside of the pedestal for quick and proper installation.


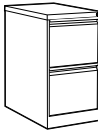
### FINISHES

- MVLPED pedestals are available in Black (BLK), Designer White (DWT), Grey (GRY) and Nevada (NEV) finishes.
- Available in all other Global standard colors at no upcharge, minimum order of 10 pieces (visit [officestogo.com](http://officestogo.com) to see Global colors.) 3-week lead time.

### SHIPPING

- MVLPED pedestals are shipped fully assembled.

PEDESTALS	MODEL #	DIMENSIONS <small>IN MM</small>	WEIGHT <small>LB KG</small>	VOLUME <small>FT<sup>3</sup> MT<sup>3</sup></small>	LIST PRICE
 <p><b>Box/Box/File Pedestal</b></p>	<b>W x D x H</b>				
	MVLW23BBF	15 x 23 x 27.62 381 x 584 x 702	84 38.1	7 0.19	<b>\$339</b>
<b>23" deep.</b> Two box drawers and one file drawer. Suitable for under worksurface use in both surface supporting and non-weight bearing applications. Recessed angled full pulls. Leveling glides. Ball bearing suspension. Includes pencil tray. Lock mounted on right-hand side. Shipped assembled in 1 carton.					
 <p><b>File/File Pedestal</b></p>	<b>W x D x H</b>				
	MVLW23FF	15 x 23 x 27.62 381 x 584 x 702	84 38.1	7 0.19	<b>\$329</b>
<b>23" deep.</b> Two file drawers. Suitable for under worksurface use in both surface supporting and non-weight bearing applications. Recessed angled full pulls. Leveling glides. Ball bearing suspension. Lock mounted on right-hand side. Shipped assembled in 1 carton.					
MOBILE PEDESTALS					
 <p><b>Box/File Mobile Pedestal</b></p>	<b>W x D x H</b>				
	MVL19BF	15 x 18.5 x 23.13 381 x 470 x 588	54 24.49	4.5 0.12	<b>\$410</b>
<b>19" deep.</b> One box drawer and one file drawer. Recessed angled full pulls. Four hooded casters included. Ball bearing drawer suspension. Includes pencil tray and one set of side-to-side file bars. Counterweight included. Lock mounted on right-hand side. Cushion sold separately, see MVL19C (below). Shipped assembled in 1 carton.					
 <p><b>Cushion for Box/File Mobile Pedestal</b></p>	<b>W x D x H</b>				
	MVL19C	15 x 18.5 x 2.5 381 x 470 x 64	5 2.27	1.1 0.03	<b>\$92</b>
Cushion for <b>MVL19BF</b> (above). Attaches to mobile pedestal with Velcro strips (supplied). Can be upholstered in all OTG seating fabrics including Luxhide finishes in polyurethane (PU) mock leather (see page 140). Shipped in 1 carton.					
 <p><b>Box/File Mobile Pedestal</b></p>	<b>W x D x H</b>				
	MVL23BF	15 x 22.5 x 23.13 381 x 572 x 588	58 26.31	5.4 0.15	<b>\$426</b>
<b>23" deep.</b> One box drawer and one file drawer. Recessed angled full pulls. Four hooded casters included. Ball bearing drawer suspension. Includes pencil tray and one set of side-to-side file bars. Counterweight included. Lock mounted on right-hand side. Cushion sold separately, see MVL23C (below). Shipped assembled in 1 carton.					
 <p><b>Cushion for Box/File Mobile Pedestal</b></p>	<b>W x D x H</b>				
	MVL23C	15 x 22.5 x 2.5 381 x 572 x 64	6 2.72	1.1 0.03	<b>\$114</b>
Cushion for <b>MVL23BF</b> (above). Attaches to mobile pedestal with Velcro strips (supplied). Can be upholstered in all OTG seating fabrics including Luxhide finishes in polyurethane (PU) mock leather (see page 140). Shipped in 1 carton.					

MOBILE PEDESTALS		MODEL #	DIMENSIONS <sup>IN</sup> <sub>MM</sub>	WEIGHT <sup>LB</sup> <sub>KG</sub>	VOLUME <sup>FT<sup>3</sup></sup> <sub>MT<sup>3</sup></sub>	LIST PRICE
	W x D x H					
	MVLM23BBF	15 x 22.62 x 27.87	75	5.5	<b>\$427</b>	
		381 x 575 x 708	34.02	0.15		
<b>Box/Box/File Mobile Pedestal</b>		<b>23" deep.</b> Two box drawers drawers and one file drawer. Recessed angled full pulls. Includes one pencil tray. Lock mounted on the right-hand side. Counterweight included. Shipped assembled in 1 carton.				
						
	MVLM23FF	15 x 22.62 x 27.87	72	5.5	<b>\$417</b>	
		381 x 575 x 708	32.66	0.15		
<b>File/File Mobile Pedestal</b>		<b>23" deep.</b> Two file drawers. Recessed angled full pulls. Lock mounted on the right-hand side. Counterweight included. Shipped assembled in 1 carton.				





MVLS42L



MVLS72L

### GENERAL INFORMATION

- Commercial quality storage cabinets.
- All doors feature a recessed angled vertical full pull.
- 42"H cabinet comes with two shelves (one fixed and one adjustable).
- 72"H cabinet comes with four shelves (one fixed and three adjustable).
- Bottom pan can also be used as a shelf.
- Leveling glides included.
- Coated with environmentally friendly, recyclable paint, electrostatically applied for a durable finish.
- Meets applicable ANSI/BIFMA standards.
- Canadian made with a Lifetime Warranty.
- Greenguard Certified.

### CONSTRUCTION

- Welded one-piece top.
- Locks are standard and have removable cores.
- Key locks are random and cannot be specified.
- Four adjustable leveling glides are easily accessible from inside or outside of the cabinet for ease of adjustment.
- Cabinets are 18"D.

### FINISHES

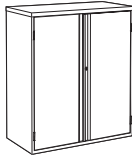


- MVLSTOR storage cabinets are readily available in Black (BLK), Designer White (DWT), Grey (GRY) and Nevada (NEV) finishes.
- Available in all other Global standard colors at no upcharge, minimum order of 10 pieces (visit [officestogo.com](http://officestogo.com) to see Global colors.) 3-week lead time.

### ACCESSORIES

- Additional shelf for storage cabinet.

### SHIPPING

- MVLSTOR storage cabinets are shipped fully assembled.

STORAGE CABINETS	MODEL #	DIMENSIONS <sup>IN</sup> <i>MM</i>	WEIGHT <sup>LB</sup> <i>KG</i>	VOLUME <sup>FT<sup>3</sup></sup> <i>MT<sup>3</sup></i>	LIST PRICE
 <b>Recessed Angled Full Pull Cabinet</b>	<b>W x D x H</b>				
	MVLS42L	36 x 18 x 42 <i>914 x 457 x 1067</i>	100 <i>45.36</i>	20 <i>0.56</i>	<b>\$420</b>
 <b>Recessed Angled Full Pull Cabinet</b>					
	MVLS72L	36 x 18 x 72 <i>914 x 457 x 1829</i>	135 <i>61.23</i>	36 <i>1.01</i>	<b>\$569</b>
 <b>Additional Shelf for Storage Cabinet</b>					
	MVLFWS	36 x 18 x 0.75 <i>914 x 457 x 19</i>	7 <i>3.18</i>	0.4 <i>0.01</i>	<b>\$66</b>
		Extra shelf for storage cabinets. Available in finishes to match cabinet. Shipped in 1 carton.			

# Textiles & Finishes

## Care and Cleaning

### Textiles

**Fabrics:** To extend the life of your seating upholstered in fabric, regularly dust the chair to prevent airborne particles from penetrating the fabric surface.

For light soiling, use a damp cloth and blot the spot with very light pressure, taking care never to soak the fabric. Dry with a clean cloth by blotting - never rub fabric. More intense stains can be treated the same way, but with a mild detergent. Always test fabric first in an unseen area before using any cleaning method.

**Luxhide bonded leather:** For regular cleaning, simply use a soft damp cloth, taking care not to soak the leather. For more thorough treatment, soak a soft cloth in a mild soap solution and wipe surface in a light circular motion. Repeat with clean water. Allow to dry and polish with a soft dry cloth. Do not use detergents, aerosol sprays or other polishes.

### Hard Surfaces

**Laminate & painted metal finishes:** Wipe the surface with a clean soft damp cloth; if needed, a mild soap solution (i.e. Ivory dishwashing liquid) can be used. To prevent streaks, dry the surface with a clean dry soft cloth moving in a circular motion.

- 
- **Water-based cleaner (W):** Spot clean, using the foam only from a water-based cleaning agent, such as a mild detergent or non-solvent upholstery shampoo product. Apply foam with a soft brush in a circular motion. Vacuum when dry. Pretest small area before proceeding.
  - **Solvent cleaner (S):** Spot clean, using a mild water-free solvent or dry cleaning product. Clean only in a well-ventilated room and avoid any product containing carbon tetrachloride or other toxic materials. Pretest a small area before proceeding.
  - **Water/solvent cleaner (WS):** Spot clean with a mild solvent, an upholstery shampoo, or the foam from a mild detergent. When using a solvent or dry cleaning product, follow instructions carefully and clean only in a well-ventilated room. Avoid any product that contains carbon tetrachloride or other toxic materials. With either method, pretest a small area before proceeding.
  - **Vacuum only (X):** Clean this fabric only by vacuuming or light brushing to prevent accumulation of dust and grime. Water-based foam cleaning agents of any kind may cause excessive shrinking, staining, or distortion of the surface pile and therefore, should not be used.
  - These recommendations and codes were developed by fabric specialists. However, because of the various ways fabric can be stained or damaged, there is no guarantee that the results will be completely successful. Use suggested methods on your own responsibility. To help prevent overall soil, frequent vacuuming or light brushing to remove dust and grime is recommended. Use professional furniture cleaning service when overall soiled condition has been reached.

# TEXTILES AND FINISHES

## SEATING UPHOLSTERY

### BANTAM

Apple (BM21)	Cosmic (BM25)	Dove (BM23)	Firelight (BM26)	Ghost (BM22)	Ginger (BM27)
Iron (BM24)	Rabbit (BM20)	Tropical (BM28)			

### CARRERA

Aspen (CE88)	Azure (CE91)	Charcoal (CE98)	Chili (CE92)	Dune (CE89)	Flannel (CE90)
Ink (CE95)	Java (CE97)	Jute (CE93)	Rainforest (CE87)	Sangria (CE96)	Savannah (CE85)
Slate (CE86)	Zest (CE84)				

### FUSION

Aqua (FU75)	Cadet (FU79)	Carbon (FU85)	Cobalt (FU83)	Flax (FU84)	Fresh (FU72)
Granite (FU77)	Graphite (FU81)	Moss (FU73)	Oasis (FU80)	Poppy (FU78)	Sandstone (FU76)
Tangerine (FU71)	Tomato (FU74)	Viola (FU82)			

### HUDSON

Carbon (HD11)	Cerulean (HD14)	Coffee (HD07)	Cordovan (HD02)	Grey (HD08)	Meadow (HD06)
Midnight (HD12)	Mocha (HD09)	Ocean (HD13)	Orange (HD04)	Ruby (HD03)	Thyme (HD10)
Wheat (HD05)					

### ILLUSION

Cappuccino (II01)	Cayenne (II06)	Currant (II10)	Dusk (II08)	Ebony (II13)	Fiji (II11)
Hemp (II05)	Maui (II07)	Ozone (II12)	Paprika (II02)	Smoke (II09)	Tropic (II03)
Wicker (II04)					

### JENNY

Admiral (JN08)	Berry (JN31)	Cascade (JN28)	Charcoal (JN11)	Ebony (JN02)	Green Grass (JN32)
Harvest (JN29)	Melon (JN30)	Midnite (JN01)	Oatmeal (JN26)	Roast (JN33)	Silver Lining (JN25)
Slate (JN03)	Sunflower (JN27)	Vermillion (JN07)			

### LUXHIDE BONDED LEATHER

Black (PU30/BL20)	Blueberry (PU46/BL33)	Burgundy (PU36/BL26)	Charcoal (PU37/BL27)	Dark Brown (PU34/BL24)	Doe (PU39/BL29)
Espresso (PU31/BL44)	Hopfen (PU42/BL31)	Hunter Green (PU44/BL32)	Parchment (PU32/BL22)	Saddle (PU33/BL23)	White (PU38/BL28)

Luxhide is made up of leather, polyurethane and a poly-cotton weave. This durable covering has the look and feel of top grain leather. Luxhide Offices to Go chairs are upholstered using bonded leather on the seating surfaces. Matching synthetic leather may be used on the back and trim.

### MESH FABRIC - ARCHER

Black (MT70)	Blackberry (MT74)	Chestnut (MT75)	Navy (MT72)	Red (MT71)	Toffee (MT73)
--------------	-------------------	-----------------	-------------	------------	---------------

### MESH FABRIC - AVRO AND IBEX

Black (MS69) - Avro, Ibex	Natural (MS74) - Avro	Stone (MS71) - Avro
---------------------------	-----------------------	---------------------

### QUILT

Black (QL10)	Cadet (QL23)	Charcoal Grey (QL11)	Cocoa (QL29)	Daisy (QL25)	Dune (QL21)
Feather (QL20)	Geranium (QL24)	Meadow (QL22)	Navy (QL14)	Punch (QL27)	Quest (QL26)
Silver (QL19)	Tangerine (QL28)	Wine (QL16)			

### TERRACE

Apple (TC66)	Bluebell (TC65)	Cerise (TC68)	Cherry Blossom (TC64)	Cobble (TC63)	Echo (TC74)
Flirt (TC73)	Glacier (TC75)	Haze (TC67)	Ironwork (TC71)	Pine Cone (TC72)	Shadow (TC62)
Tigerlily (TC61)	Twilight (TC69)	Wintergreen (TC70)			

### URBAN

Beach Day (UR15)	Black Coal (UR22)	Blue Bayou (UR12)	Boardwalk (UR16)	Brown Bridge (UR18)	Earth (UR17)
Gravel Road (UR21)	Granite Rock (UR20)	Green Glass (UR13)	Ocean Blue (UR11)	Red Rose (UR10)	Sandcastle (UR14)
White Sand (UR19)					

### WATERFALL

Dance (WA54)	Grand (WA50)	Imagine (WA44)	Magestic (WA52)	Pacific (WA53)	Prism (WA48)
Rainforest (WA46)	Rumble (WA47)	Rushing (WA51)	Sky (WA45)	Splash (WA42)	Trance (WA40)
Tranquility (WA49)	Tryst (WA41)	Victoria (WA43)			

### WAVELENGTH

Bluejay (WV14)	Cancun (WV09)	Corfu (WV13)	Flame (WV04)	Lime (WV01)	Mesa (WV07)
Mint (WV02)	Moonrock (WV11)	Mykonos (WV05)	Panther (WV15)	Plasma (WV08)	Quartz (WV10)
Rubine (WV12)	Savannah (WV06)	Stone (WV03)			

### ALTERNATIVE TEXTILE OPTIONS

Graded-in and GPM textiles are available on Avro, Craft, Hardy, Ibex, M-Task, Ultra and Vanier series models with a minimum of 10 units purchased. The minimum order quantity does not apply to the Craft series that can be upholstered in alternative textile options. Contact Customer Service for further details.

## FILING FINISHES

Black (BLK)	Designer White (DWT)	Grey (GRY)	Nevada (NEV)
-------------	----------------------	------------	--------------

## IONIC FINISHES

### TOP COLORS

Absolute Acajou (ACJ)	Asian Night (ASN)	Avant Cherry (AWC)	Avant Honey (AWH)	Clear Maple (CMB)	Dark Espresso (DES)
Designer White (DWT)	Hayden Grey (HGT)	Shaker Cherry (SKC)	Tiger Walnut (TWL)	White Chocolate (WHC)	Winter Cherry (WCR)

### CHASSIS COLORS

Absolute Acajou (ACJ)	Asian Night (ASN)	Avant Cherry (AWC)	Avant Honey (AWH)	Clear Maple (CMB)	Dark Espresso (DES)
Designer White (DWT)	Hayden Grey (HGT)	Shaker Cherry (SKC)	Tiger Walnut (TWL)	White Chocolate (WHC)	Winter Cherry (WCR)

## IONIC BOOKCASES

Absolute Acajou (ACJ)	Dark Espresso (DES)	White Chocolate (WHC)	Winter Cherry (WCR)
-----------------------	---------------------	-----------------------	---------------------

## IONIC TACKBOARDS

Black (LL19)	Blue Mist (LL14)	Caramel Cream (LL12)	Medium Taupe (LL11)
--------------	------------------	----------------------	---------------------

# OFFICES TO GO TERMS AND CONDITIONS

Offices to Go (OTG) is a division of Global Furniture Group ("Global") focused on providing high-value products for the budget minded business. This illustrated list price book has been designed to facilitate fast reference and easy use. Products are categorized into "seating", "desks + tables", "accessories" or "filing" and are listed numerically within their categories. The line drawings match actual photographs (where possible) to aid in instant recognition of the total range within a series.

Sales of OTG products are made only on Global's standard Terms and Conditions of sale which are contained in this list price book. The "Purchaser" in these Terms and Conditions shall refer to Dealers and those who originally purchase directly from Global for use or re-sale. These standard Terms and Conditions may be modified or supplemented only by a separately written document signed by Global's authorized personnel at its head office in Toronto, Ontario, Canada. Any term or condition contained in any purchase order or other form used by the Purchaser to order goods (including standard, printed language) which is different from, in addition to, or in any way inconsistent with Global's standard Terms and Conditions shall be of no force or effect whatsoever.

All illustrations, specifications and prices in this list price book are based on the latest product information available at time of publication. Global reserves the right to make changes at any time and without prior notice to prices, colors, materials, specifications and models offered.

## Description

Each product shown or described in this list price book is standard OTG product. Available options are noted at the beginning of each series. Available options may require additional delivery time and cost, and may affect the warranty given. Sizes and weights shown are approximate and are subject to slight changes from time to time.

## Prices and Payment

The prices shown in this list price book as well as those quoted by Global, are in Canadian dollars for orders shipped to destinations in Canada.

If shipping date requested is more than 90 days from date of order, Global shall reserve the right to use published list prices effective at time of shipment.

Orders are invoiced at time of shipment. Terms of payment are net 30 days from date of invoice unless otherwise stated. The Purchaser agrees that Global shall reserve the right to enforce a charge amounting to 1.5% per month (18% per year) on invoices outstanding more than 30 days.

If the Purchaser's most recent annual net volume is less than \$5,000, Global may suggest payment be made in advance.

All orders are subject to the Purchaser complying with Global's prevailing credit policy.

Any products sold by Global shall remain the property of Global until fully paid.

Prices are suggested list prices only and are subject to change without notice. Global will, however, attempt to keep the Purchasers up-to-date on all developments including price changes.

## Taxes

All prices shown in this list price book are exclusive of sales, use, excise, HST and other applicable taxes and duties which may be the Purchaser's responsibility as per the invoice issued by Global. If the Purchaser claims an exemption from such taxes, it shall be the Purchaser's responsibility to furnish Global with an appropriate exemption certificate at time of order.

## Ordering Information

Global requires that all orders be submitted in writing and will be acknowledged on Global's acknowledgement forms governing the transaction.

The details appearing on this acknowledgement will describe the items to be shipped and the approximate shipping date. It is the Purchaser's responsibility to determine that the information in the acknowledgment is correct. In the event of an error, the Purchaser must notify their Global Customer Service representative immediately by telephone followed by written confirmation. Shipping dates are assigned to orders based on the items having the longest manufacturing lead time (unless instructed to partial ship).

At time of order, please provide the following information:

1. Account number (if possible)
2. PO number
3. "Bill to" and/or "Ship to" and name and address
4. Complete model number and selected options including textiles/finishes
5. Special instructions and tag information
6. Shipping instructions, please indicate:
  - a. pick up
  - b. Global trailer program
  - c. common carrier, provide name of carrier, your account number

The above points will be checked by Global for accuracy. Global will process orders using the codes provided by the Purchaser. Price discrepancy is the responsibility of the Purchaser. The Purchaser must notify Global prior to invoicing.

The Purchaser is responsible for providing correct information at time of order. If no option(s) are selected the system will default to standard feature(s). Orders with missing/incorrect information (finish, etc.) will be put on hold until all information is complete. Orders will be scheduled for manufacturing upon receipt of complete information.

## Changes and Cancellations

After the date of Global's acknowledgment of the Purchaser's order, the order may not be changed or cancelled by the Purchaser without the written consent of Global. Textile-covered items are considered to be in production once the textile is scheduled for cutting. Other standard items already in production are subject to a minimum 35% cancellation charge.

## Errors and Omissions

All quotations, acknowledgements and invoices are subject to corrections for any errors and omissions.

## Casters

The list price book specifies the caster which comes standard with each chair model. Most chairs are equipped with C9 or C65 casters which are best used on carpeted surfaces. If it is intended to use the product on hard surfaces such as ceramics, concrete, linoleum or hardwood, it is recommended to use different casters. It is the responsibility of the customer to determine the standard caster for a particular product and whether such caster is appropriate for the given application.

## File Finishes

There is no upcharge on any standard file finish, minimum order quantity is 10 pieces. Any non-standard file finish must be approved by Global prior to acceptance of order and may be subject to an upcharge.

An upcharge of 10% will apply to Metallic, Mica and any non-standard White finishes regardless of the number of units ordered.

## Upholstery Coverings

Slight variations in color may occur between dye lots. Although Global attempts to minimize these variances, they do occur and must be accepted as normal and will not be considered defects.

## Weight

For seating products, unit weight and carton weight are provided. For casegood products, carton weight is provided.

## Delays

Global's order acknowledgment will state a shipping date which is Global's best estimate at the time the order is acknowledged. However, Global shall not incur any obligation or liability to the Purchaser for failure to ship by specified date unless Global has agreed to an unequivocal shipping date in a separately signed written document executed by its authorized personnel at its head office. In addition, Global will not be liable for any loss or damage resulting from any delay or failure in shipment or other failure to perform all or any part of the agreement between the parties with respect to the goods shown on the face of the order acknowledgment where such delay, failure, loss or damage is the proximate result of any act of any governmental authority or political subdivision thereof, revolution, riot, civil disorder or disturbance, delay or default in transportation, strike disputes among or between labor unions or other labor disputes, delay or inability in obtaining materials and facilities, fire, flood, act of God or any cause not within the reasonable control of Global.

## Free on Board (FOB)

FOB point is Global's Factory, Toronto, Ontario, Canada.

## Courier Type Shipments



This symbol is used to indicate that the adjacent product can be sent by courier type shipments, such as Federal Express, Purolator, CanPar and UPS.

## Shipping

The Purchaser must select, at time of order, one of two methods of freight payment. Global will make no end-user shipments unless special arrangements have been made.

1. FOB point of shipment, freight collect - pick up and common carrier.
2. FOB point of shipment, freight prepaid and invoiced to the Purchaser - Global Trailer Program.

All deliveries are dock to dock.

## Service

Service requests are normally the responsibility of Global's authorized Dealers. Where this cannot be accomplished on a local level, service problems should be referred to Global's Customer Service Department.

Global/Express (Canada)

Tel: (905) 660-5101 or 1-800-567-8901

Fax: (905) 660-4759 or 1-800-375-5134

Global International

Tel: (416) 661-3660

Fax: (416) 661-661-0983 or 1-877-585-5579

## Returns

No returns of goods will be accepted without written consent and shipping instruction from Global. A minimum re-stocking charge of 35% is made on all authorized returns for credit or refund, provided goods are received by Global in the condition in which they left the factory. This may increase depending on the type of product. Global's Return Goods Authorization (RGA) numbers must appear prominently on all authorized returns. Global will not be responsible for return freight costs. No credit will be given if goods cannot be reused as new. Special order items, non-stock items and COM products are in no event subject to return. All returns must be approved and authorized in writing by Global Customer Service. Global reserves the right to refuse delivery of any unauthorized returns.

## Claims

All goods are sold FOB plant or Global Distribution Center. Global is not responsible for damage which occurs in transit (or in storage). The carrier signs for all goods received in apparently good order. It is the Purchaser's responsibility to examine goods upon receipt and to file any claims with the carrier for losses or damage to the product occurring during transit, including concealed damage.

Any claims made against Global for apparent defects, errors or shortages must be made by the Purchaser, in writing, within 15 working days after any delivery. Failure by the Purchaser to make any claim against Global within 15 days shall constitute acceptance of the goods and a waiver of any apparent defects, errors or shortages.

## Suspension

In the event that the Purchaser defaults in the payment of any sum due to Global, or in the event the Purchaser's financial condition becomes unsatisfactory to Global, Global shall have the right to defer or discontinue shipment of any goods until such time as the default is cured or the Purchaser provides assurance of payment to Global.

## Copyright

All catalogs, photographs, drawings, list price books and other printed materials are protected by copyright. All rights reserved.

## Trademarks

All trademarks are owned by Global Furniture Group.

## Designs and Patents

Many of the products produced by Global are protected by design registrations, design patents and/or patents. Design and specifications are subject to change, discontinuance or additions without notice.

For a full listing of issued trademarks, please visit [officestogo.com](http://officestogo.com).

## Cubic Measure

The stated volume is an approximate cubic foot measure that may be used to calculate freight costs. The figure shown is the total shipping volume of a unit (e.g. if a part is sent in 2 cartons the volume indicated reflects both cartons together) and is subject to change without notice. It is most economical to purchase the specified number per carton.

## Combined Shipments

Global will make every effort to combine shipments and orders on written request. However, Global cannot be held responsible where such requests are not complied with.

## Offer of Sale

Possession of this list price book or any other literature shall not imply the company's willingness to sell to the holder and shall not be construed as a direct offer of sale.

*If a conflict arises between: (i) prices found in software support packages furnished to the customer by Global or by any other source on behalf of Global; and (ii) Global's current pricing found on Global's website, then the most current shall prevail.*

## Testing Qualifications

Many Global products pass or exceed the most stringent industry testing standards.

## Disclaimer

Metric dimensions are provided for reference only. In the event that there is a discrepancy between imperial measurements and metric measurements, imperial measurements shall prevail. Prices shown are current manufacturer's suggested list prices at time of printing. Updated pricing is available on Global's website. All applicable taxes are extra. Descriptions, specifications and prices are subject to change without notice. Errors and omissions are subject to correction.

For periodic updates, please check the list price book PDF at [officestogo.com](http://officestogo.com) Global warrants that all commercial products are free from defects in material and workmanship, for the life of the product, to the original Purchaser.

**This list price book is effective as of September 1, 2019.**

## WARNING - SEATING PRODUCTS TO PREVENT PRODUCT FAILURE AND POSSIBLE INJURY:

Ensure that the appropriate selection is made for the intended use of the chair including user's weight. Some chairs are not recommended for users above a certain weight. Frequently inspect the chair for visible cracks and tighten all screws, bolts and adjustable knobs. If the chair is damaged or unstable, immediately remove it from service. Any information or suggestions concerning applications, specifications or compliances with codes and standards is provided solely for your convenient reference and without any representation as to accuracy or suitability. Global disclaims any legal responsibility. The user must verify and test the suitability of any information or products for his specific application. Global reserves the right to change the Terms and Conditions in the list price book without notice.



# OFFICES TO GO LIMITED LIFETIME WARRANTY

Global warrants that all commercial products are free from defects in material and workmanship. Global will repair or replace, at Global's option, as the sole remedy for any defect covered by the warranty.

Global makes no warranty that any of its products are suitable for any particular purpose and makes no other warranties, express or implied, other than those set out here. As codes and standards vary from one jurisdiction to another, references to compliance are solely for convenience and without any representation as to accuracy or suitability. Users must verify the suitability of such information or product for their specific application. In no event shall Global be liable in either tort or contract for any loss or direct, special, incidental, consequential or exemplary damages.

## OTG Warranty Summary

OTG Product Type	Components Warranty For Original Purchaser	Exceptions
General seating (including metal frames, non-moving metal components) use time for coverage: 8 hours/5 days per week	lifetime	- upholstery, textiles, mesh - 2 years - pneumatic lifts, mechanisms - 2 years - casters, frames, plastic components - 2 years
Heavy duty seating (ie: Overtime 350) use time for coverage: 8 hours/5 days per week users up to 350 lbs.	5 years	- upholstery, textiles, mesh - 2 years - pneumatic lifts, mechanisms - 2 years - casters, frames, plastic components - 2 years
Lite-Lift folding chairs use time for coverage: 8 hours/5 days per week users up to 200 lbs.	1 year	none
Lite-Lift II folding tables	1 year	none
Non-electrical table mechanisms	5 years	none
Ionic desks (including locks, glides, laminate)	5 years	none
Ionic height adjustable tables	5 years	- electrical motors, controllers, moving parts - 1 year
Metal files and storage	lifetime	none
Ergonomic accessories	5 years	- electrical devices, moving parts - 2 years
Tackboards	lifetime	- panel textiles - 5 years

### OTG's limited lifetime warranty does not apply (for any product category) to the following:

- Nominal or normal amount of wear and tear that can occur over time
- Failures which result from negligence, abuse, accident or misuse
- Failure to apply, install or maintain products according to Global's written instructions and warnings
- Modifications, attachments or repair methods not approved by Global
- Damage caused by a carrier in transit, or delivery/installation contractors
- The matching of colors, grains or textures (wood, leather, etc.) of natural materials
- Products exposed to extreme hot or cold temperatures or excessively dry or humid environments
- Color fastness or the matching of color of textiles, dye lots of textile can vary
- Damage by markings or staining; damage by sharp objects or imprinting from instruments
- Damage to textiles or laminate and wood surfaces/edges from exposure to sunlight (including UV rays)
- Products used for rental purposes
- Purchased parts are warranted for one (1) year
- Failure to follow specific cleaning and disinfecting instructions posted on [officestogo.com](http://officestogo.com)

OTG's warranty does not cover the costs of transportation or labor. Repair or replacement will be at Global's discretion.

### Textiles and Finishes

Please refer to our website at [officestogo.com](http://officestogo.com) for detailed information on cleaning and disinfecting procedures. Improper usage of disinfecting/cleaning products may void the warranty. Global textiles and finishes are updated periodically to meet the demand and trends of the market. As a result, some textiles and finishes may be discontinued by Global or the manufacturer. In the event that a textile or finish is discontinued, Global will make every reasonable effort to provide an alternative product(s) of comparable function.

M1930PXB	128	ML1348UMF	115	ML4824DWL	94	ML7230ET2	112	MVL1936P4	128	MVL3114	20
M1936PXB	128	ML1348UML	115	ML4824ET2	112	ML7230POB	94	MVL1936P5	128	MVL3116	20
M19301XSN	128	ML1354DMF	114	ML4824FB	100	ML7230POL	94	MVL1960C	106, 129	MVL3117	20
M19361XSN	128	ML1354DML	114	ML4824FT	111	ML7236BHT	109	MVL1966C	106, 129	MVL3118	21
ML22BBF	102	ML1354UMF	115	ML4824R	100	ML7236CEL	98	MVL1972C	106, 129	MVL3119	21
ML22FF	102	ML1354UML	115	ML4824RI	100	ML7236CER	99	MVL2718	23	MVL3121	21
ML22HBF	102	ML1360DMF	114	ML4824RWL	95	ML7236D	96	MVL2719	23	MVL3123	21
ML22TOP	102	ML1360DML	114	ML4830BHT	109	ML7236DM	99	MVL2720	31	MVL3124	21
ML24LEG	95	ML1360UMF	115	ML4836BHT	109	ML7236RM	99	MVL2721	31	MVL3126	22
ML24WM2	108	ML1360UML	115	ML4848VB	108	ML7242BD	96	MVL2723	31	MVL3127	22
ML30RX	110	ML1366DMF	114	ML4850DSE	118	ML7250DSE	118	MVL2728	23	MVL3128	22
ML30RX22	110	ML1366DML	114	ML4850DST	117	ML7250DST	117	MVL2729	23	MVL3129	22
ML30RX42	110	ML1366UMF	115	ML4862DES	119	ML7262DSE	119	MVL2732	13	MVL3161	14
ML30SX	110	ML1366UML	115	ML4862DST	118	ML7262DST	118	MVL2732-9	13	MVL3170	79
ML30SX22	110	ML1629SHL	107	ML5223HAT	113	ML9650DSQ	118	MVL2733	13	MVL3171	79
ML30SX42	110	ML1629SHR	107	ML5229HAT	113	ML9662DSQ	118	MVL2733-9	13	MVL3172	79
ML33DRAG	97	ML2130BF	104	ML5412MPT	95	ML10850DSQ	118	MVL2747	55	MVL3191	35
ML33DRL	97	ML2130CO	103	ML5424DWL	94	ML10862DSQ	118	MVL2748	55	MVL3192	35
ML35SCDK	30	ML2130NBF	104	ML5424RWL	95	ML12050DSQ	118	MVL2749	55	MVL3196	35
ML36DRAG	97	ML2130NO	103	ML5450DSE	118	ML12062DSQ	118	MVL2756	59	MVL5001NA	51
ML36DRL	97	ML2136BF	104	ML5450DST	117	ML13250DSQ	118	MVL2776	50	MVL5002	51
ML36HO	97	ML2136CO	103	ML5462DSE	119	ML13262DSQ	118	MVL2778	81	MVL5002C	51
ML36LDS	98	ML2136NBF	104	ML5462DST	118	ML14450DSQ	118	MVL2779	81	MVL5003	51
ML36LDTSF	98	ML2136NO	103	ML5823HAT	113	ML14462DSQ	118	MVL2780	16	MVL5004	52
ML36PHGD	97	ML2230BFT	103	ML5829HAT	113	ML482028CT	96	MVL2781	16	MVL5005	52
ML36PHLD	98	ML2230COT	103	ML6012MP	100	ML483628CT	96	MVL2782	16	MVL5006	52
ML36RT	97	ML2230NOT	103	ML6012MPT	95	ML542028CT	96	MVL2784	24, 31, 73, 82	MVL5007	52
ML36RX	110	ML2236BFT	103	ML6019LT	106, 129	ML543628CT	96	MVL2785	27	MVL5008	52
ML36RX22	110	ML2236COT	103	ML6024DWL	94	ML602028CT	96	MVL2786	81	MVL5009	52
ML36RX42	110	ML2236NOT	103	ML6024ET2	112	ML603628CT	96	MVL2787	24	MVL5011	53
ML36SX	110	ML2418CDK	30	ML6024FT	111	MLDD48DSE	120	MVL2789	81	MVL5230B0	124
ML36SX22	110	ML2420CDKP	30	ML6024LT	106	MLDD48DSQ	120	MVL2796	82	MVL5230B5	124
ML36SX42	110	ML2430C	106	ML6030BHT	109	MLDD48DST	119	MVL2799	82	MVL6060ET	112
ML42LDS	98	ML2436C	106	ML6030D	96	MLDD54DSE	120	MVL2801	41	MVL6066ET	112
ML42LDTSF	98	ML2460C	106	ML6030DWL	94	MLDD54DSQ	120	MVL2803	41	MVL6660ET	112
ML42R	109	ML2466C	106	ML6030ET2	112	MLDD54DST	119	MVL2804	42	MVL6666ET	112
ML42RT	97	ML2472C	106	ML6030PL	99	MLDD60DSE	120	MVL2806	42	MVL7260ET	112
ML42RX	110	ML2929CT	111	ML6030PR	100	MLDD60DSQ	120	MVL2807	42	MVL7266ET	112
ML42SX	110	ML2929CTM	111	ML6036BHT	109	MLDD60DST	119	MVL2808	42	MVL11730	76
ML48BC	107	ML3019LT	106, 129	ML6050DSE	118	MLDD66DSE	120	MVL2809	42	MVL11732	76
ML48LDS	98	ML3024R	100	ML6050DST	117	MLDD66DSQ	120	MVL2809C	43	MVL11733	76
ML48LDTSF	98	ML3024RWL	95	ML6062DSE	119	MLDD66DST	119	MVL2810	39	MVL11734	76
ML48WCB2	119	ML3523RHT	113	ML6062DST	118	MLDD72DSE	120	MVL2811	43	MVL11735	77
ML54LDS	98	ML3619LT	106, 129	ML6423HAT	113	MLDD72DSQ	120	MVL2813	43	MVL11742	77
ML54LDTSF	98	ML3620CH	111	ML6429HAT	113	MLDD72DST	119	MVL2814	43	MVL11743	77
ML54WCB2	119	ML3622LF	104	ML6518WDL	107	MLEBDD16L	113	MVL2816	43	MVL11860	71
ML60WCB2	119	ML3622MS	105	ML6518WDR	107	MLEBDD162	113	MVL2817	44	MVL11870	62
ML65BC	107	ML3622SC	104	ML6612MPT	95	MLFP	108	MVL2818	44	MVL11886	25
ML66HO	97	ML3622SL	105	ML6619LT	106, 129	MLHS	108	MVL2819	44	MVL11887	25
ML66TB	108	ML3624B	95	ML6624C	98	MLKB	108	MVL2819C	44	MVL11888	25
ML66WCB2	119	ML3624DWL	94	ML6624DWL	94	MLMP22BBF	101	MVL2821	44	MVL13007	28
ML72HO	97	ML3624FB	100	ML6624LT	106	MLMP22BF	101	MVL2823	45	MVL13008	28
ML72MRD	96	ML3624LFT	104	ML6624POL	94	MLMPB34L	101	MVL2824	45	MVL13009	28
ML72TB	108	ML3624LT	106	ML6630D	96	MLMPB34R	101	MVL2826	45	MVL13010	29
ML72WCB2	119	ML3624MST	105	ML6630DM	99	MLMPCB18	101	MVL2827	45	MVL13011	29
ML96BT	109	ML3624R	100	ML6630DWL	94	MLMPC22	101	MVL2828	45	MVL13012	29
ML120BT	109	ML3624RWL	95	ML6630POL	94	MLPD	108	MVL2831	46	MVL13016	69
ML144BT	109	ML3624SCT	104	ML6630RM	99	MVCOVS1UB	30	MVL2831C	46	MVL13017	69
ML230NBFT	103	ML3624SLT	105	ML6636CEL	98	MVCOVS1US	30	MVL2832	46	MVL13018	69
ML236NBFT	103	ML3629OS	105	ML6636CER	99	MVCOVSM2B	30	MVL2832C	46	MVL13023	69
ML1324DMF	114	ML3636SI	99	ML6650DSE	118	MVCOVSM2S	30	MVL2836	63	MVL13040	59
ML1324DML	114	ML3636WI	99	ML6650DST	117	MVL1SDEH	124	MVL2837F	63	MVL13046	71
ML1324UMF	115	ML4123RHT	113	ML6662DSE	119	MVL2SDEH	124	MVL2846F	63	MVL13048	61
ML1324UML	115	ML4212MPT	100	ML6662DST	118	MVL19BF	134	MVL2847F	63	MVL13049	61
ML1330DMF	114	ML4220CH	111	ML7023HAT	113	MVL19C	134	MVL2900	36	MVL13051	72
ML1330DML	114	ML4224B	95	ML7029HAT	113	MVL23BF	134	MVL2911	54	MVL13052	72
ML1330UMF	115	ML4224FB	100	ML7212MPT	95	MVL23C	134	MVL2912	54	MVL13053	72
ML1330UML	115	ML4224R	100	ML7219LT	106, 129	MVL1105	56	MVL2913	54	MVL13090	60
ML1336DMF	114	ML4224RI	100	ML7224C	98	MVL1110	56	MVL2914	55	MVL25201	132
ML1336DML	114	ML4224RWL	95	ML7224DWL	94	MVL1616	73	MVL3101	18	MVL25251	132
ML1336UMF	115	ML4229OS	105	ML7224ET2	112	MVL1617	73	MVL3103	18	MVL25401	132
ML1336UML	115	ML4242SI	99	ML7224FT	111	MVL1895	15	MVL3104	19	MVL25451	132
ML1342DMF	114	ML4242WI	99	ML7224LT	106	MVL1896	15	MVL3106	19	MVLAP42	116
ML1342DML	114	ML4623HAT	113	ML7224POB	94	MVL1930C	106, 129	MVL3107	19	MVLAP48	116
ML1342UMF	115	ML4629HAT	113	ML7224POL	94	MVL1936C	106, 129	MVL3108	19	MVLAP54	116
ML1342UML	115	ML4812MP	100	ML7230BHT	109	MVL1936M2	129	MVL3109	19	MVLAP60	116
ML1348DMF	114	ML4812MPT	95	ML7230D	96	MVL1936P2	128	MVL3111	20	MVLAP66	116
ML1348DML	114	ML4824B	95	ML7230DWL	94	MVL1936P3	128	MVL3113	20	MVLCPU	125

MVLEK.....	130, 132	OTG11921J.....	57
MVLFB.....	132	OTG11950B.....	11
MVLFBB.....	129	OTG11980.....	78
MVLFR.....	125	OTG12112B.....	48
MVLFRT48.....	122	OTG13020.....	12
MVLFRT48D.....	122	OTG13026.....	67
MVLFRT60.....	122	OTG13032.....	74
MVLFRT60D.....	122	OTG13060.....	10
MVLFRT72.....	122	OTG13061.....	10
MVLFRT96.....	122	OTG13070.....	65
MVLFWS.....	137	OTG13071.....	65
MVLHFB36.....	130	OTG13072.....	65
MVLKBT.....	124	OTG13073.....	65
MVLKP01.....	124	OTG13074.....	65
MVLM23BBF.....	135	OTG13080.....	40
MVLM23FF.....	135	OTG13081.....	40
MVLMK.....	129		
MVLPD.....	130		
MVLPDM.....	125		
MVLPET42-1.....	116		
MVLPET42-4.....	116		
MVLPET48-1.....	116		
MVLPET48-4.....	116		
MVLPET54-1.....	116		
MVLPET54-4.....	116		
MVLPET60-1.....	116		
MVLPET60-4.....	116		
MVLPET66-1.....	116		
MVLPET66-4.....	116		
MVLPPAB2.....	120		
MVLPPAB3.....	120		
MVLPPAB4.....	120		
MVLS42L.....	137		
MVLS72L.....	137		
MVLW23BBF.....	134		
MVLW23FF.....	134		
	0		
OTG1220B.....	32		
OTG1221B.....	32		
OTG3915.....	26		
OTG3920B.....	33		
OTG3930B.....	33		
OTG10902.....	47		
OTG10904.....	39		
OTG10920.....	70		
OTG10930.....	34		
OTG11320B.....	64		
OTG11340.....	37		
OTG11341.....	37		
OTG11343B.....	58		
OTG11510B.....	24		
OTG11531B.....	68		
OTG11613B.....	67		
OTG11615B.....	11		
OTG11616B.....	11		
OTG11617B.....	80		
OTG11631B.....	68		
OTG11633B.....	74		
OTG11636B.....	38		
OTG11641B.....	38		
OTG11642B.....	38		
OTG11648B.....	66		
OTG11657B.....	49		
OTG11670B.....	48		
OTG11674.....	50		
OTG11678B.....	38		
OTG11685.....	62		
OTG11686.....	62		
OTG11705.....	71		
OTG11740B.....	26		
OTG11760B.....	32		
OTG11776B.....	75		
OTG11782B.....	57		
OTG11840.....	122		
OTG11841.....	122		
OTG11842.....	122		
OTG11858B.....	17		
OTG11859B.....	17		

## Global offices and showrooms in Canada

### Global Group Head Office

560 Supertest Road  
Toronto, Ontario  
M3J 2M6  
T (416) 650-6500

### Main Showroom and Sales Office

1350 Flint Road  
Toronto, Ontario  
M3J 2J7  
T (416) 661-3660

---

### Global Group Center

#### Calgary

302 - 237 8th Avenue SE  
Calgary, Alberta  
T2G 5C3  
T (403) 250-7770

#### Montreal

996 St-Antoine Street West  
Montreal, Quebec  
H3C 1A7  
T (514) 866-4331

#### Edmonton

201 - 10158 103 Street NW  
Edmonton, Alberta  
T5J 0X6  
T (780) 444-8922

#### Ottawa

251 Laurier Avenue W, Suite 400  
Ottawa, Ontario  
K1P 5J6  
T (613) 234-2881  
*Please call ahead to book an appointment.*

#### Halifax

120 - 1061 Marginal Road  
Halifax, Nova Scotia  
B3H 4P7  
T (902) 422-7434

#### Vancouver

1000 -675 West Hastings Street  
Vancouver, British Columbia  
V6B 1N2  
T (604) 432-1701

#### Moncton

268 Coverdale Road  
Riverview, New Brunswick  
E1B 3J2  
T (506) 858-8383

#### Winnipeg

220 - 111 Lombard Avenue  
Winnipeg, Manitoba  
R3B 0T4  
T (204) 925-3350

The Global Group, 1350 Flint Rd., Toronto ON Canada M3J 2J7  
Sales & Marketing: Tel (1-877) 446-2251  
Customer Service: Fax (800) 361-3182

**Offices**toGo

**officestogo.com**