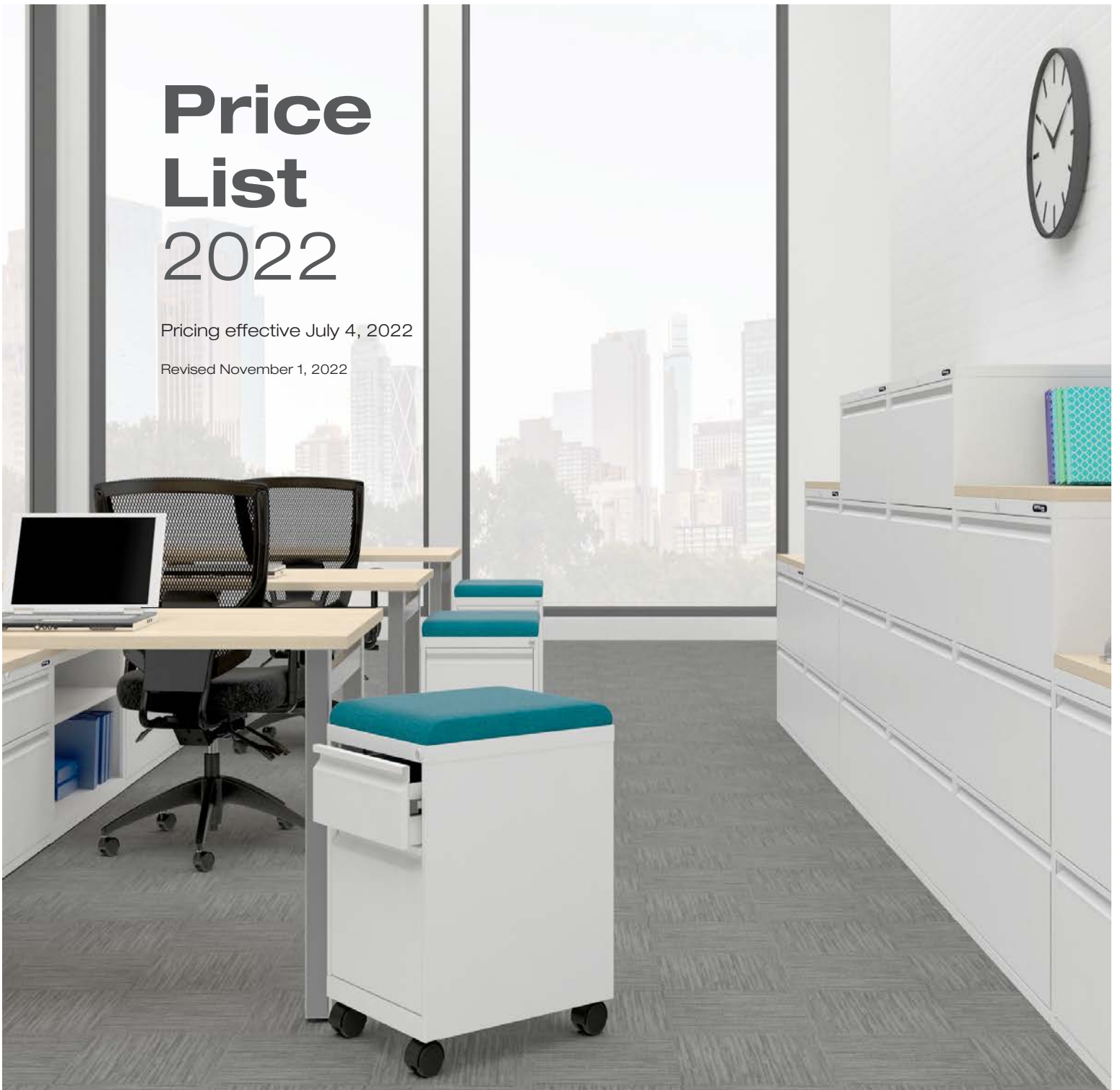


Price List 2022

Pricing effective July 4, 2022

Revised November 1, 2022



OfficestoGo

introduction

Offices to Go™, a division of Global Furniture Group has been a primary source of value-minded office furniture solutions since its inception in 2007.

We offer a wide variety of products including seating, desks, tables, files and ergonomic accessories. Offices to Go products offer high-value and are built to commercial quality standards to protect your long-term investment.

Most models are Canadian made, while others are imported. In both cases, all Offices to Go products are manufactured exclusively in certified factories and have been tested in compliance with ANSI and BIFMA standards. We are committed to producing products in the most sustainable ways and ensuring they pass strict quality testing.

Seating - Offices to Go chairs provide exceptional comfort and design. Choose from a variety of multi-purpose, task, mesh, management, leather and guest chairs to complete any office environment.

Offices to Go seating is available in a variety of upholstery options which are specific to each series. Please see individual series details for available textiles, colors and graded textile options.

Desks + Tables - Offices to Go Ionic casegoods combine form with function to support a wide range of workplace applications. From private offices to collaborative spaces, boardrooms or reception areas, Ionic offers solutions that will exceed your expectations and keep you on budget.

Filing - Offices to Go offers a range of cost-effective filing and storage solutions to help you stay organized. Available sizes, mobile options and finishes easily adapt to any office or personal workspace.

Offices to Go product assembly is designed to be quick and simple. Products come with easy to follow instructions and detailed photographs.

Offices to Go products are covered by Global's Warranty (Limited Lifetime with 5-year or 2-year exceptions). Weight capacity information will be shown accordingly in the series notes and literature. See page 152 for warranty details.

SYMBOL IDENTIFICATION

Each seating product with an RTA code identifies the assembly requirements.

RTA 00 FULLY ASSEMBLED

RTA 1 SIMPLE ASSEMBLY (no tools required)

Parts to install:

- casters
- base
- pneumatic cylinder/cover can

RTA 2 MODEST ASSEMBLY (tools supplied, if necessary)

Parts to install:

- casters
- base
- pneumatic cylinder/cover can
- back

RTA 4 MODERATE ASSEMBLY (tools supplied)

Parts to install:

- casters
- base
- pneumatic cylinder/cover can
- back
- armrest

RTA 8 FULL ASSEMBLY (tools supplied)

Parts to install:

- casters
- base
- pneumatic cylinder/cover can
- back
- armrest
- mechanism



Global's certified products are in compliance with the stringent emission guidelines set by the GREENGUARD Environmental Institute and include all upholstered seating. To obtain a GREENGUARD certificate for any product, please go to the product page on our website globalfurnituregroup.com and click on "view GREENGUARD certificate".



Chairs shown with this logo are made in Canada.



Chairs shown with this logo have significant Canadian content. They have been engineered, tested and assembled in Canada.



All products with this designation are suitable for courier shipment throughout Canada.

TABLE OF CONTENTS

SEATING	SEATING (cont'd)	SEATING (cont'd)
Actin.....10	Kazan.....50	Vanier.....78
Altona.....10	Kylie.....51	Woodbridge.....79
Amira.....11	Lite-Lift.....52	Yoho.....80
Annapolis.....12	Locate.....53	Zim.....82
Archer II.....13	Lumi.....55	
Ashmont.....14	M-Task.....56	
Ashton.....15	Minto.....57	
Avro.....16	MVL File Buddy.....58	
Beta.....21	Nemo.....59	
Bolt.....22	Newcastle.....59	
Brighton.....22	Overtime.....60	
Caman.....23	Overtime 350.....60	
Carleton.....24	Pacer.....63	
Centro.....25	Pacific.....63	
Cobalt.....26	Part-Time.....64	
Craft.....27	Petra.....65	
Danio.....31	Plan.....66	
Dash.....32	Safari.....67	
Dori 2.....32	Six 13.....67	
Eor.....33	Six 31.....68	
Finch.....34	Soda.....69	
Flint.....35	Soda tables.....69	
Format.....36	Sparrow.....70	
Full-Time.....37	Stradic.....71	
Gennex.....38	Suburb.....72	
Geo.....39	Tami.....73	
Hardy.....40	Thompson.....74	
Ibex.....41	Toma.....74	
Java.....49	Tumi.....75	
Kaysee.....50	Ultra.....76	

TABLE OF CONTENTS

DESKS AND TABLES

Craft tables.....	29
Ionic.....	84
Accessories.....	109
Benching kits.....	119
Boardroom tables.....	111
Bookcases and shelf units.....	108
Bridges.....	101
Coffee tables.....	113
Credenzas.....	99
Desks.....	97
Desktop storage.....	99
Electric height adjustable tables.....	114
Extended corner credenzas.....	99
Flip-top tables.....	113
Hutches and doors.....	98
Islands with modesty.....	100
Islands without modesty.....	101
Maker tables.....	111
Mobile pedestals.....	102
Modesty panels.....	101
Multi-purpose tables.....	112
Panels.....	123
Packages.....	87
Pedestals.....	103
Personal height adjustable table.....	112
Privacy panels.....	116
Returns.....	101
Storage units.....	104
Table desks and components.....	94
Tackboards.....	109
Wardrobes.....	109

DESKS AND TABLES (cont'd)

Lite-Lift II.....	127
Folding tables.....	127
Table dollies.....	127
Pashley.....	125
Soda tables.....	69

ACCESSORIES

CPU holder dual strap.....	130
Desktop sit-stand workstation.....	129
Keyboard supports.....	129
Monitor arms.....	129
PET Felt partitions.....	132
Power data block.....	133

FILING AND STORAGE

MVL1900 lateral files.....	135
Accessories.....	137
Lateral files.....	136
MVL25 vertical files.....	139
MVLPED pedestals.....	141
MVLSTOR storage cabinets.....	144

REFERENCES

Ergonomic features and benefits.....	8
Mechanism adjustments.....	9
Textiles and Finishes.....	147
Terms and Conditions.....	150
Lifetime Warranty.....	152
Index.....	153



SEATING

MESH



Amira.....11



Archer II.....13



Avro.....16



Bolt.....22



Flint.....35



Format.....36



Geo.....39



Ibex.....41



Java.....49



Kaysee.....50



Lumi.....55



Nemo.....59



Overtime 350M.....61



Pacer.....63



Petra.....65



Plan.....66



Safari.....67



Stradic.....71



Toma.....74



Zim.....82

MULTI-TASK



Actin10



Beta21



Cobalt26



Danio31



Full-Time37



M-Task56



Overtime60



Overtime 35060



Overtime 350M61



Overtime 350S62



Part-Time64



Six 1367



Six 3168



Tami73



Yoho80

MANAGEMENT AND CONFERENCE



Altona10



Annapolis12



Ashmont14



Ashton15



Brighton22



Caman23



Carleton24



Kazan50



Newcastle59



Pacific63



Thompson74



Tumi75



Ultra76



Vanier78



Woodbridge79

SEATING BY CATEGORY TYPE

GUEST AND MULTI-PURPOSE



Ashmont14



Finch34



Sparrow70



Caman23



Gennex38



Ultra76



Centro25



Ibex41



Vanier78



Dash32



Kylie51



Dori 232



Lite-Lift52



Eor33



Minto57

HEIGHT ADJUSTABLE WORKSTOOLS



Avro17



Danio31



MVL File Buddy58



Beta21



Ibex42



Yoho80

LOUNGE



Craft27



Hardy40



Suburb72



Locate53



Soda69

Seating

Actin.....	10	Lite-Lift.....	52
Altona.....	10	Locate.....	53
Amira.....	11	Lumi.....	55
Annapolis.....	12	M-Task.....	56
Archer II.....	13	Minto.....	57
Ashmont.....	14	MVL File Buddy.....	58
Ashton.....	15	Nemo.....	59
Avro.....	16	Newcastle.....	59
Beta.....	21	Overtime.....	60
Bolt.....	22	Overtime 350.....	60
Brighton.....	22	Overtime 350M.....	61
Caman.....	23	Overtime 350S.....	62
Carleton.....	24	Pacer.....	63
Centro.....	25	Pacific.....	63
Cobalt.....	26	Part-Time.....	64
Craft.....	27	Petra.....	65
Craft tables.....	29	Plan.....	66
Danio.....	31	Safari.....	67
Dash.....	32	Six 13.....	67
Dori 2.....	32	Six 31.....	68
Eor.....	33	Soda.....	69
Finch.....	34	Soda tables.....	69
Flint.....	35	Sparrow.....	70
Format.....	36	Stradic.....	71
Full-Time.....	37	Suburb.....	72
Gennex.....	38	Tami.....	73
Geo.....	39	Thompson.....	74
Hardy.....	40	Toma.....	74
Ibex.....	41	Tumi.....	75
Ionic benches.....	48	Ultra.....	76
Java.....	49	Vanier.....	78
Kaysee.....	50	Woodbridge.....	79
Kazan.....	50	Yoho.....	80
Kylie.....	51	Zim.....	82

ERGONOMIC FEATURES & BENEFITS

EACH GLOBAL CHAIR IS BUILT WITH FEATURES THAT ARE ERGONOMICALLY DESIGNED TO PROMOTE GOOD POSTURE AND PROVIDE MAXIMUM COMFORT. WHILE FULLY SUPPORTING YOUR BODY, THESE FEATURES SHOULD ALSO ALLOW YOU TO ADJUST YOUR CHAIR TO FIT YOU.



A TENSION ADJUSTMENT

Increase or decrease to match body weight. Allows you to rock comfortably, without heavy pushing, reducing muscle fatigue.



B CHAIR TILT LOCK

Lock the tilt movement in position(s) to accommodate your working posture. Allows you to lock your chair in a comfortable and supportive position. (Can be either single position, multiple position or infinite position.)



C SEAT HEIGHT

Raise or lower to allow your feet to rest flat on the floor. Avoids pressure under your thighs, easing blood flow.



D BACK/LUMBAR HEIGHT ADJUSTMENT

Raise or lower to position lumbar support in your lumbar area. Reduces likelihood of back pain.



E SEAT DEPTH

Change the depth of the seat to accommodate the length of your thighs. Keeps your back in contact with the backrest while avoiding pressure behind your knees. Can be sliding (MD) or manual.



F SEAT ANGLE ADJUSTMENT

Allows chair to tilt forward changing the angle of your thighs in relation to the floor. Helps reduce disc pressure during forward leaning tasks.



G BACK ANGLE ADJUSTMENT

Adjust to change the angle of your torso in relation to your thighs. Helps reduce disc pressure and relaxes your back muscles.



H ARM HEIGHT

Raise or lower to support your forearms. Reduces muscular effort in neck and shoulders, minimizing risk of pain.



J KNEE-TILT MOVEMENT

Chair tilts from a pivot point at the front of the seat, keeping your feet on the floor as you rock. Maintains stability.



L SYNCHRO-TILT MOVEMENT

Backrest reclines at a faster rate than the seat, increasing the angle between your torso and thighs. Enhances comfort and encourages dynamic body movement.



M WATERFALL SEAT EDGE

Reduces pressure at the back of your knees, contributing to good blood flow.



N CONTOURED CUSHION

Supports the body effectively, allowing you to sit longer without discomfort.



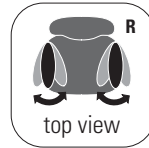
P VIBRATING SEAT & BACK

Soothing effect contributes to your relaxation during work breaks.



Q WIDTH ADJUSTABLE ARMS

Allows outward movement of armrests to match shoulder breadth. Ensures armrests properly support forearms, reducing muscular efforts in neck and shoulders.



R ARM ROTATION

Rotate armcaps to support your forearms in various positions. Reduces muscular effort in neck and shoulders minimizing risk of pain.



S CENTER TILT

Chair tilts from a pivot point under the center of the seat allowing you to rock. When your feet are well supported, blood flow is enhanced.



U SOFT DESCENT PNEUMATIC LIFT

Gently and gradually lowering the seat helps you easily select proper seat height without causing a jerking motion.



V LUMBAR DEPTH ADJUSTMENT

Increase or decrease curvature of the back to match the profile of your lower back. Enhances comfort and support in the lower lumbar area.

MAXIMIZING YOUR ERGONOMIC SEATING

- Always select a chair that is designed for the type of work you perform and make certain the chair is comfortable for the length of time spent using it.
- Ensure that the seat and back cushions are contoured to fit your body, which will help eliminate pressure points.
- An ergonomically designed chair should allow changing positions easily.
- As you work, reposition yourself throughout the day to reduce strain and stress on specific muscle groups. If you change job functions, adjust your chair to fit the new task.
- Proper ergonomic seating should help eliminate many of the work related injuries that result from poor posture and poorly designed chairs.

TASK



ADJUSTMENTS

- (2) Pneumatic seat height
- (8) Manual seat depth
- Back/lumbar height **
- Swivel

POSTURE TASK



ADJUSTMENTS

- (2) Pneumatic seat height
- (3) Back angle
- (6) Back/lumbar height **
- Seat depth *
- Swivel

NOTES

- * Select models only.
- ** Ratchet back height adjustment on select models.
- Mechanisms shown are generic depictions and may differ from one chair to another.

TILTER



ADJUSTMENTS

- (1) Tilt tension
- (2) Pneumatic seat height
- (9) Multiple position tilt lock *
- Center tilt action
- Swivel

MULTI-TILTER



ADJUSTMENTS

- (1) Tilt tension
- (2) Pneumatic seat height
- (3) Back angle adjustment
- (4) Seat angle
- (8) Sliding seat depth adjustment (MD)
- (9) Infinite position tilt lock
- Back/lumbar height **
- Center tilt action
- Swivel

SYNCHRO-TILTER



ADJUSTMENTS

- (1) Tilt tension
- (2) Pneumatic seat height
- (9) Multiple position tilt lock/ synchro tilt action
- Anti kick back
- Back/lumbar height **
- Swivel

OPERATOR



ADJUSTMENTS

- (2) Pneumatic seat height
- (3) Back angle *(free float/lock)
- (4) Seat angle *(free float/lock)
- Back/lumbar height **
- With single lever operator mechanism, seat and back angle are controlled using lever 4 *
- Swivel

ACTIN



model OTG11950B

STANDARD FEATURES


- Value priced multi-tilter.
- Fully upholstered seat and back.
- Standard with height adjustable arms.
- Dual wheel carpet casters (C65) are standard.
- Upholstered in Black, Quilt (QL10) only.
- Compliant with the emissions guidelines set by the GREENGUARD Environmental Institute.
- Limited Lifetime Warranty (2-year exceptions apply - see page 152).
- Weight capacity for this series is 300 lbs.

CHAIR ADJUSTMENTS

- Multi-tilter mechanism with infinite position tilt lock.
- Tilt tension adjustment.
- Independent back and seat angle adjustment.
- Seat depth adjustment.
- Ratchet back height adjustment.
- Pneumatic seat height adjustment.

OPTIONAL FEATURES

- Hard surface flooring casters (**C65R**) can be purchased separately. Add \$96/set.

DESCRIPTION	MODEL# / FEATURES	List price									
 <p>Medium Back Multi-Tilter Unit weight: 47 LB 21.4 KG Carton weight: 53 LB 24.04 KG Carton volume: 7.5 FT³ 0.21 MT³</p>	<p>OTG11950B Black Quilt fabric</p> <p>Ergonomic features: A, B, C, D, E, G, H, M, N, S</p>	603									
		OVERALL DIMENSIONS			SEAT DIMENSIONS			BACK DIMENSIONS			
		W	D	H	W	D	H	W	H		
IN	26.5	23.5	39	20.5	17	17.5-21.5	19	19.5			
MM	673	597	991	521	432	445-546	483	495			
				RTA 8	courier	1 per carton					

ALTONA



model OTG11616B

STANDARD FEATURES


- Altona offers comfort and generous proportions at an affordable price.
- Durable nylon arms are standard.
- Dual wheel carpet casters (C65) are standard.
- OTG11616B seating surfaces are upholstered in Black Luxhide bonded leather (PU30/BL20).
- Compliant with the emissions guidelines set by the GREENGUARD Environmental Institute.
- Limited Lifetime Warranty (2-year exceptions apply - see page 152).
- Weight capacity for this series is 300 lbs.

CHAIR ADJUSTMENTS

- Tilter mechanism with upright tilt lock.
- Tilt tension adjustment.
- Pneumatic seat height adjustment.

OPTIONAL FEATURES

- Hard surface flooring casters (**C65R**) can be purchased separately. Add \$96/set.

DESCRIPTION	MODEL# / FEATURES	List price									
 <p>High Back Tilter Unit weight: 33 LB 15 KG Carton weight: 38 LB 17.24 KG Carton volume: 4.56 FT³ 0.12 MT³</p>	<p>OTG11616B Black Luxhide leather</p> <p>Ergonomic features: A, B, C, M, N, S</p>	405									
		OVERALL DIMENSIONS			SEAT DIMENSIONS			BACK DIMENSIONS			
		W	D	H	W	D	H	W	H		
IN	24	26.5	41	20	19	16.5-20.5	20.5	23			
MM	610	673	1041	508	483	419-521	521	584			
				RTA 8	courier	1 per carton					

AMIRA



model OTG13020

STANDARD FEATURES




- Mesh back and upholstered seat tilter chair.
- Soft sculpted frame design.
- Fixed loop arms.
- Black base with dual wheel carpet casters (C65) is standard.
- Seat can be upholstered in Black polyester with Black mesh back (**BLK**) or in Blue polyester with Blue/Grey mesh back (**BLU**).
- Compliant with the emissions guidelines set by the GREENGUARD Environmental Institute.
- Limited Lifetime Warranty (2-year exceptions apply - see page 152).
- Weight capacity for this series is 300 lbs.

CHAIR ADJUSTMENTS

- Center tilt with upright position tilt lock.
- Tilt tension adjustment.
- Pneumatic seat height adjustment.

OPTIONAL FEATURES

- Hard surface flooring casters (**C65R**) can be purchased separately. Add \$96/set.

DESCRIPTION	MODEL# / FEATURES	List price																																							
 <p>Medium Mesh Back Tilter Unit weight: 26 LB 11.8 KG Carton weight: 31 LB 14.06 KG Carton volume: 4.6 FT³ 0.13 MT³</p>	OTG13020 Ergonomic features: A, B, C, M, N, S																																								
		<table border="1"> <thead> <tr> <th colspan="3">OVERALL DIMENSIONS</th> <th colspan="3">SEAT DIMENSIONS</th> <th colspan="3">BACK DIMENSIONS</th> </tr> <tr> <th>W</th> <th>D</th> <th>H</th> <th>W</th> <th>D</th> <th>H</th> <th>W</th> <th>H</th> <th></th> </tr> </thead> <tbody> <tr> <td>IN 23.5</td> <td>25</td> <td>40.5</td> <td>20.5</td> <td>18</td> <td>17-21</td> <td>18.5</td> <td>21</td> <td></td> </tr> <tr> <td>MM 597</td> <td>635</td> <td>1029</td> <td>521</td> <td>457</td> <td>432-533</td> <td>470</td> <td>533</td> <td></td> </tr> </tbody> </table>			OVERALL DIMENSIONS			SEAT DIMENSIONS			BACK DIMENSIONS			W	D	H	W	D	H	W	H		IN 23.5	25	40.5	20.5	18	17-21	18.5	21		MM 597	635	1029	521	457	432-533	470	533		RTA 8  1 per carton 
OVERALL DIMENSIONS			SEAT DIMENSIONS			BACK DIMENSIONS																																			
W	D	H	W	D	H	W	H																																		
IN 23.5	25	40.5	20.5	18	17-21	18.5	21																																		
MM 597	635	1029	521	457	432-533	470	533																																		

ANNAPOLIS



model MVL2732

STANDARD FEATURES





- Simple function, great price.
- Canadian made.
- Durable nylon arms are standard.
- Dual wheel carpet casters (C65) are standard.
- MVL2732 and MVL2732-9 seating surfaces can be upholstered in Luxhide bonded leather, in various colors (see page 148).
- MVL2733 and MVL2733-9 can be upholstered in all Global grade 1 seating textiles (see page 148).
- Compliant with the emissions guidelines set by the GREENGUARD Environmental Institute.
- Limited Lifetime Warranty (5-year exceptions apply - see page 152).
- Weight capacity for this series is 300 lbs.

CHAIR ADJUSTMENTS

- Tilter mechanism with upright tilt lock.
- Tilt tension adjustment.
- Pneumatic seat height adjustment.

OPTIONAL FEATURES

- For hard surface flooring casters, please specify (C65R). Add \$21/set.

DESCRIPTION	MODEL# / FEATURES																																			
 <p>High Back Tilter - Assembled Unit weight: 36 LB 16.4 KG Carton weight: 40 LB 18.14 KG Carton volume: 11.5 FT³ 0.32 MT³</p>	<p>List price</p> <p>MVL2732 372 Luxhide bonded leather</p>																																			
	<table border="1"> <thead> <tr> <th rowspan="2"></th> <th colspan="3">OVERALL DIMENSIONS</th> <th colspan="3">SEAT DIMENSIONS</th> <th colspan="2">BACK DIMENSIONS</th> </tr> <tr> <th>W</th> <th>D</th> <th>H</th> <th>W</th> <th>D</th> <th>H</th> <th>W</th> <th>H</th> </tr> </thead> <tbody> <tr> <td>IN</td> <td>25.5</td> <td>28</td> <td>43</td> <td>20.5</td> <td>19.5</td> <td>16-20</td> <td>20.5</td> <td>24</td> </tr> <tr> <td>MM</td> <td>648</td> <td>711</td> <td>1092</td> <td>521</td> <td>495</td> <td>406-508</td> <td>521</td> <td>610</td> </tr> </tbody> </table>		OVERALL DIMENSIONS			SEAT DIMENSIONS			BACK DIMENSIONS		W	D	H	W	D	H	W	H	IN	25.5	28	43	20.5	19.5	16-20	20.5	24	MM	648	711	1092	521	495	406-508	521	610
			OVERALL DIMENSIONS			SEAT DIMENSIONS			BACK DIMENSIONS																											
		W	D	H	W	D	H	W	H																											
IN	25.5	28	43	20.5	19.5	16-20	20.5	24																												
MM	648	711	1092	521	495	406-508	521	610																												
<p>Ergonomic features: A, B, C, M, N, S</p> <p>RTA 1 1 per carton</p> <p>CANADA GREENGUARD</p>																																				
 <p>High Back Tilter - Condensed Packaging Unit weight: 36 LB 16.4 KG Carton weight: 40 LB 18.14 KG Carton volume: 6 FT³ 0.16 MT³</p>	<p>List price</p> <p>MVL2732-9 372 Luxhide bonded leather</p>																																			
	<table border="1"> <thead> <tr> <th rowspan="2"></th> <th colspan="3">OVERALL DIMENSIONS</th> <th colspan="3">SEAT DIMENSIONS</th> <th colspan="2">BACK DIMENSIONS</th> </tr> <tr> <th>W</th> <th>D</th> <th>H</th> <th>W</th> <th>D</th> <th>H</th> <th>W</th> <th>H</th> </tr> </thead> <tbody> <tr> <td>IN</td> <td>25.5</td> <td>28</td> <td>43</td> <td>20.5</td> <td>19.5</td> <td>16-20</td> <td>20.5</td> <td>24</td> </tr> <tr> <td>MM</td> <td>648</td> <td>711</td> <td>1092</td> <td>521</td> <td>495</td> <td>406-508</td> <td>521</td> <td>610</td> </tr> </tbody> </table>		OVERALL DIMENSIONS			SEAT DIMENSIONS			BACK DIMENSIONS		W	D	H	W	D	H	W	H	IN	25.5	28	43	20.5	19.5	16-20	20.5	24	MM	648	711	1092	521	495	406-508	521	610
			OVERALL DIMENSIONS			SEAT DIMENSIONS			BACK DIMENSIONS																											
		W	D	H	W	D	H	W	H																											
IN	25.5	28	43	20.5	19.5	16-20	20.5	24																												
MM	648	711	1092	521	495	406-508	521	610																												
<p>Ergonomic features: A, B, C, M, N, S</p> <p>RTA 8 courier 1 per carton</p> <p>CANADA GREENGUARD</p>																																				
 <p>High Back Tilter - Assembled Unit weight: 36 LB 16.4 KG Carton weight: 40 LB 18.14 KG Carton volume: 11.5 FT³ 0.32 MT³</p>	<p>List price</p> <p>MVL2733 372 Fabric</p>																																			
	<table border="1"> <thead> <tr> <th rowspan="2"></th> <th colspan="3">OVERALL DIMENSIONS</th> <th colspan="3">SEAT DIMENSIONS</th> <th colspan="2">BACK DIMENSIONS</th> </tr> <tr> <th>W</th> <th>D</th> <th>H</th> <th>W</th> <th>D</th> <th>H</th> <th>W</th> <th>H</th> </tr> </thead> <tbody> <tr> <td>IN</td> <td>25.5</td> <td>28</td> <td>43</td> <td>20.5</td> <td>19.5</td> <td>16-20</td> <td>20.5</td> <td>24</td> </tr> <tr> <td>MM</td> <td>648</td> <td>711</td> <td>1092</td> <td>521</td> <td>495</td> <td>406-508</td> <td>521</td> <td>610</td> </tr> </tbody> </table>		OVERALL DIMENSIONS			SEAT DIMENSIONS			BACK DIMENSIONS		W	D	H	W	D	H	W	H	IN	25.5	28	43	20.5	19.5	16-20	20.5	24	MM	648	711	1092	521	495	406-508	521	610
			OVERALL DIMENSIONS			SEAT DIMENSIONS			BACK DIMENSIONS																											
		W	D	H	W	D	H	W	H																											
IN	25.5	28	43	20.5	19.5	16-20	20.5	24																												
MM	648	711	1092	521	495	406-508	521	610																												
<p>Ergonomic features: A, B, C, M, N, S</p> <p>RTA 1 1 per carton</p> <p>CANADA GREENGUARD</p>																																				
 <p>High Back Tilter - Condensed Packaging Unit weight: 36 LB 16.4 KG Carton weight: 40 LB 18.14 KG Carton volume: 6 FT³ 0.16 MT³</p>	<p>List price</p> <p>MVL2733-9 372 Fabric</p>																																			
	<table border="1"> <thead> <tr> <th rowspan="2"></th> <th colspan="3">OVERALL DIMENSIONS</th> <th colspan="3">SEAT DIMENSIONS</th> <th colspan="2">BACK DIMENSIONS</th> </tr> <tr> <th>W</th> <th>D</th> <th>H</th> <th>W</th> <th>D</th> <th>H</th> <th>W</th> <th>H</th> </tr> </thead> <tbody> <tr> <td>IN</td> <td>25.5</td> <td>28</td> <td>43</td> <td>20.5</td> <td>19.5</td> <td>16-20</td> <td>20.5</td> <td>24</td> </tr> <tr> <td>MM</td> <td>648</td> <td>711</td> <td>1092</td> <td>521</td> <td>495</td> <td>406-508</td> <td>521</td> <td>610</td> </tr> </tbody> </table>		OVERALL DIMENSIONS			SEAT DIMENSIONS			BACK DIMENSIONS		W	D	H	W	D	H	W	H	IN	25.5	28	43	20.5	19.5	16-20	20.5	24	MM	648	711	1092	521	495	406-508	521	610
			OVERALL DIMENSIONS			SEAT DIMENSIONS			BACK DIMENSIONS																											
		W	D	H	W	D	H	W	H																											
IN	25.5	28	43	20.5	19.5	16-20	20.5	24																												
MM	648	711	1092	521	495	406-508	521	610																												
<p>Ergonomic features: A, B, C, M, N, S</p> <p>RTA 8 courier 1 per carton</p> <p>CANADA GREENGUARD</p>																																				

ARCHER II



model MVL1896

STANDARD FEATURES

- Canadian made high back chairs.
- Upholstered seat and knit mesh back with a pinstripe design.
- Standard with height and width adjustable T-arms with sliding, rotating and lockable armcaps.
- Mesh back can be upholstered in Coal Black (VU19), Quarry Grey (VU15), Red Mittens (VU70) and Tidal Wave (VU16).
- Seating surface can be upholstered in Luxhide bonded leather, in various colors or in all Global grade 1 seating textiles (see page 148).
- Dual wheel carpet casters (C1) are standard.
- Compliant with the emissions guidelines set by the GREENGUARD Environmental Institute.
- Limited Lifetime Warranty (5-year exceptions apply - see page 152).
- Weight capacity for this series is 300 lbs.

CHAIR ADJUSTMENTS









- **Multi-tilter chair - MVL1895**
 - Infinite position tilt lock.
 - Tilt tension adjustment.
 - Infinite position back and seat angle adjustments, including forward tilt.
 - Ratchet back height adjustment.
 - Seat depth adjustment.
 - Pneumatic seat height adjustment.
- **Synchro-tilter chair - MVL1896**
 - Synchro tilt with upright position tilt lock.
 - Tilt tension adjustment.
 - Pneumatic seat height adjustment.

OPTIONAL FEATURES

- For hard surface flooring casters, please specify (C9R). Add \$21/set.

ALTERNATE TEXTILE OPTIONS

- Graded-in textiles are available (seat only). No minimum quantities. Contact Customer Service for pricing.

DESCRIPTION	MODEL# / FEATURES																																
 <p>Multi-Tilter, Mesh High Back and Uph Seat Unit weight: 56 LB 25.5 KG Carton weight: 68 LB 30.84 KG Carton volume: 10.5 FT³ 0.29 MT³</p>	<p>List price</p> <p>MVL1895 844 Luxhide bonded leather or fabric</p> <table border="1"> <thead> <tr> <th colspan="3">OVERALL DIMENSIONS</th> <th colspan="3">SEAT DIMENSIONS</th> <th colspan="2">BACK DIMENSIONS</th> </tr> <tr> <th>W</th> <th>D</th> <th>H</th> <th>W</th> <th>D</th> <th>H</th> <th>W</th> <th>H</th> </tr> </thead> <tbody> <tr> <td>IN 27</td> <td>22.5</td> <td>42</td> <td>20.5</td> <td>18.5-21</td> <td>18-22</td> <td>19.5</td> <td>21-23.5</td> </tr> <tr> <td>MM 686</td> <td>572</td> <td>1067</td> <td>521</td> <td>470-533</td> <td>457-559</td> <td>495</td> <td>533-597</td> </tr> </tbody> </table> <p>Ergonomic features: A, B, C, D, E, F, G, H, M, N, Q, R, S</p> <p>RTA 2  1 per carton  </p>	OVERALL DIMENSIONS			SEAT DIMENSIONS			BACK DIMENSIONS		W	D	H	W	D	H	W	H	IN 27	22.5	42	20.5	18.5-21	18-22	19.5	21-23.5	MM 686	572	1067	521	470-533	457-559	495	533-597
	OVERALL DIMENSIONS			SEAT DIMENSIONS			BACK DIMENSIONS																										
W	D	H	W	D	H	W	H																										
IN 27	22.5	42	20.5	18.5-21	18-22	19.5	21-23.5																										
MM 686	572	1067	521	470-533	457-559	495	533-597																										
 <p>Synchro-Tilter, Mesh High Back and Uph Seat Unit weight: 40 LB 18.2 KG Carton weight: 52 LB 23.59 KG Carton volume: 10.5 FT³ 0.29 MT³</p>	<p>List price</p> <p>MVL1896 739 Luxhide bonded leather or fabric</p> <table border="1"> <thead> <tr> <th colspan="3">OVERALL DIMENSIONS</th> <th colspan="3">SEAT DIMENSIONS</th> <th colspan="2">BACK DIMENSIONS</th> </tr> <tr> <th>W</th> <th>D</th> <th>H</th> <th>W</th> <th>D</th> <th>H</th> <th>W</th> <th>H</th> </tr> </thead> <tbody> <tr> <td>IN 27</td> <td>22.5</td> <td>41.5</td> <td>20.5</td> <td>17</td> <td>17-21</td> <td>19.5</td> <td>22-23.5</td> </tr> <tr> <td>MM 686</td> <td>572</td> <td>1054</td> <td>521</td> <td>432</td> <td>432-533</td> <td>495</td> <td>559-597</td> </tr> </tbody> </table> <p>Ergonomic features: A, B, C, H, L, M, N, Q, R</p> <p>RTA 2  1 per carton  </p>	OVERALL DIMENSIONS			SEAT DIMENSIONS			BACK DIMENSIONS		W	D	H	W	D	H	W	H	IN 27	22.5	41.5	20.5	17	17-21	19.5	22-23.5	MM 686	572	1054	521	432	432-533	495	559-597
	OVERALL DIMENSIONS			SEAT DIMENSIONS			BACK DIMENSIONS																										
W	D	H	W	D	H	W	H																										
IN 27	22.5	41.5	20.5	17	17-21	19.5	22-23.5																										
MM 686	572	1054	521	432	432-533	495	559-597																										

ASHMONT



model MVL2780



model MVL2782

STANDARD FEATURES

- Canadian made.
- Soft deep cushions on seat and back offer plush comfort.
- Management chairs: Height adjustable T-arms with durable self-skinned urethane (SSU) armcaps.
- Guest chairs: Upholstered armcaps, oval steel tube frame and sled base.
- Dual wheel carpet casters (C65) are standard (except guest chairs).
- Seating surfaces can be upholstered in Luxhide bonded leather, in various colors or in all Global grade 1 seating textiles (see page 148).
- Compliant with the emissions guidelines set by the GREENGUARD Environmental Institute.
- Limited Lifetime Warranty (5-year exceptions apply - see page 152).
- Weight capacity for this series is 300 lbs.

MANAGEMENT CHAIR ADJUSTMENTS

- Center tilt with upright position tilt lock.
- Tilt tension adjustment.
- Pneumatic seat height adjustment.

OPTIONAL FEATURES

- For hard surface flooring casters, please specify (C65R). Add \$21/set.

DESCRIPTION MODEL# / FEATURES



HB Management Tilter w/Height Adjustable Arms

Unit weight: 50 LB | 22.7 KG
 Carton weight: 55 LB | 24.95 KG
 Carton volume: 10.5 FT³ | 0.29 MT³

MODEL# / FEATURES		List price					
MVL2780	Luxhide bonded leather or fabric (previously MVL2780F)	725					
OVERALL DIMENSIONS		SEAT DIMENSIONS			BACK DIMENSIONS		
W	D	H	W	D	H	W	H
IN 27	28	42	21	18	16-21	21	25
MM 686	711	1067	533	457	406-533	533	635
Ergonomic features: A, B, C, H, M, N, S		RTA 8	courier	1 per carton	CANADA	GREENGUARD	



MB Management Tilter w/Height Adjustable Arms

Unit weight: 47 LB | 21.4 KG
 Carton weight: 52 LB | 23.59 KG
 Carton volume: 10.5 FT³ | 0.29 MT³

MODEL# / FEATURES		List price					
MVL2781	Luxhide bonded leather or fabric (previously MVL2781F)	687					
OVERALL DIMENSIONS		SEAT DIMENSIONS			BACK DIMENSIONS		
W	D	H	W	D	H	W	H
IN 27	28	39	21	18	16-21	21	22
MM 686	711	991	533	457	406-533	533	559
Ergonomic features: A, B, C, H, M, N, S		RTA 8	courier	1 per carton	CANADA	GREENGUARD	



MB Guest Chair - Sled Base

Unit weight: 33 LB | 15 KG
 Carton weight: 38 LB | 17.24 KG
 Carton volume: 8.5 FT³ | 0.24 MT³

MODEL# / FEATURES		List price					
MVL2782	Luxhide bonded leather or fabric (previously MVL2782F)	516					
OVERALL DIMENSIONS		SEAT DIMENSIONS			BACK DIMENSIONS		
W	D	H	W	D	H	W	H
IN 24.5	25.5	36.5	21	18	17	21	18
MM 622	648	927	533	457	432	533	457
Ergonomic features: M, N		RTA 8	courier	1 per carton	CANADA	GREENGUARD	

ASHTON



model OTG11858B

STANDARD FEATURES





- Management and boardroom chair available in medium back or high back.
- Unique seat suspension and segmented cushions offer a very plush feel.
- Chrome arms with upholstered armrests.
- Chrome base.
- Dual wheel carpet casters (C65) are standard.
- Seating surfaces are upholstered in Black Luxhide bonded leather.
- Compliant with the emissions guidelines set by the GREENGUARD Environmental Institute.
- Limited Lifetime Warranty (2-year exceptions apply - see page 152).
- Weight capacity for this series is 300 lbs.

CHAIR ADJUSTMENTS

- Center tilt with upright position tilt lock.
- Tilt tension adjustment.
- Pneumatic seat height adjustment.

OPTIONAL FEATURES

- Hard surface flooring casters (C65R) can be purchased separately. Add \$96/set.

DESCRIPTION	MODEL# / FEATURES																																			
	 <p>High Back Tilter Unit weight: 39 LB 17.7 KG Carton weight: 44.83 LB 20.33 KG Carton volume: 5.76 FT³ 0.16 MT³</p>	OTG11858B	List price 671																																	
<table border="1"> <thead> <tr> <th colspan="3">OVERALL DIMENSIONS</th> <th colspan="3">SEAT DIMENSIONS</th> <th colspan="2">BACK DIMENSIONS</th> </tr> <tr> <th></th> <th>W</th> <th>D</th> <th>H</th> <th>W</th> <th>D</th> <th>H</th> <th>W</th> <th>H</th> </tr> </thead> <tbody> <tr> <td>IN</td> <td>26</td> <td>25.5</td> <td>44.5</td> <td>21</td> <td>18</td> <td>18.5-22</td> <td>19.5</td> <td>24</td> </tr> <tr> <td>MM</td> <td>660</td> <td>648</td> <td>1130</td> <td>533</td> <td>457</td> <td>470-559</td> <td>495</td> <td>610</td> </tr> </tbody> </table>		OVERALL DIMENSIONS			SEAT DIMENSIONS			BACK DIMENSIONS			W	D	H	W	D	H	W	H	IN	26	25.5	44.5	21	18	18.5-22	19.5	24	MM	660	648	1130	533	457	470-559	495	610
OVERALL DIMENSIONS			SEAT DIMENSIONS			BACK DIMENSIONS																														
	W	D	H	W	D	H	W	H																												
IN	26	25.5	44.5	21	18	18.5-22	19.5	24																												
MM	660	648	1130	533	457	470-559	495	610																												
Ergonomic features: A, B, C, M, N, S		  1 per carton 																																		

AVRO



model MVL3101



model MVL3123



model MVL3114



model MVL3107

STANDARD FEATURES

- Avro features improved ergonomics, custom support and a streamlined profile – the perfect balance between functionality and style.
- Ergonomic seating, Canadian made.
- Available with five different mechanism options: synchro-tilter, multi-tilter, tilter, task and weight sensing synchro-tilter. Height adjustable chairs available with task mechanism only.
- Standard with height adjustable arms with durable self-skinned urethane (SSU) armcaps (except armless models).
- Dual wheel carpet casters (C1) are standard on all models.
- Mesh back and mesh seat models can only be upholstered in Black mesh (MS69).
- Mesh back and upholstered seat models: Mesh back is available in Black (MS69), Natural (MS74) and Stone (MS71).
- Seats can be upholstered in Luxhide bonded leather (various colors) or in all Global grade 1 seating textiles (see page 148).
- Compliant with the emissions guidelines set by the GREENGUARD Environmental Institute.
- Limited Lifetime Warranty (5-year exceptions apply - see page 152).
- Weight capacity for this series is 300 lbs.

OPTIONAL FEATURES

- For hard surface flooring casters, please specify (C9R). Add \$21/set.
- For optional Polished Aluminum base, please specify (ALU). Add \$131.
- For optional height and width adjustable T-arms with sliding, articulating armcaps, please specify (G1). Add \$72.

ALTERNATE TEXTILE OPTIONS

- Graded-in textiles are available. No minimum quantities. Contact Customer Service for pricing.

CHAIR ADJUSTMENTS

- **Synchro-tilter chairs**
 - Synchro tilt with multi position tilt lock.
 - Tilt tension adjustment.
 - Height and depth adjustable lumbar support.
 - Pneumatic seat height adjustment.
- **Multi-tilter chairs**
 - Infinite position tilt lock.
 - Tilt tension adjustment.
 - Independent back and seat angle adjustment.
 - Side activated sliding seat depth adjustment.
 - Height and depth adjustable lumbar support.
 - Pneumatic seat height adjustment.
- **Tilter chairs**
 - Center tilt with upright position tilt lock.
 - Tilt tension adjustment.
 - Height and depth adjustable lumbar support.
 - Pneumatic seat height adjustment.
- **Task chairs**
 - Manual bolt seat depth adjustment.
 - Height and depth adjustable lumbar support.
 - Pneumatic seat height adjustment.
- **Weight sensing synchro-tilter chairs**
 - Synchro tilt with multi position tilt lock.
 - Automatic tilt tension adjustment.
 - Side activated sliding seat depth adjustment.
 - Height and depth adjustable lumbar support.
 - Pneumatic seat height adjustment.
- **Height adjustable chairs**
 - Task mechanism.
 - Height and depth adjustable lumbar support.
 - Pneumatic seat height adjustment.
 - Height adjustable Chrome footrest.

DESCRIPTION

MODEL# / FEATURES



Synchro-Tilter, Mesh Back and Uph Seat

Unit weight: 42 LB | 19.1 KG
 Carton weight: 51 LB | 23.13 KG
 Carton volume: 10.5 FT³ | 0.29 MT³

List price

MVL3101 793
 Luxhide bonded leather or fabric (previously MVL3101F)

Ergonomic features:
 A, B, C, D, H, L, M, N, V

OVERALL DIMENSIONS

	W	D	H
IN	26	27	38.5
MM	660	686	978

SEAT DIMENSIONS

	W	D	H
IN	20	18.5	16.5-21.5
MM	508	470	419-546

BACK DIMENSIONS

	W	H
IN	19.5	20
MM	495	508

RTA 2 courier 1 per carton



Multi-Tilter, Mesh Back and Uph Seat

Unit weight: 47 LB | 21.4 KG
 Carton weight: 56 LB | 25.4 KG
 Carton volume: 10.5 FT³ | 0.29 MT³

List price

MVL3103 855
 Luxhide bonded leather or fabric (previously MVL3103F)

Ergonomic features:
 A, B, C, D, E, F, G, H, M, N, S, V

OVERALL DIMENSIONS

	W	D	H
IN	26	27	39.5
MM	660	686	1003

SEAT DIMENSIONS


























	W	D	H
IN	20	17.5-20.5	17.5-22.5
MM	508	445-521	445-572

BACK DIMENSIONS

	W	H
IN	19.5	20
MM	495	508

RTA 2 courier 1 per carton



DESCRIPTION	MODEL# / FEATURES																																			
 <p>Tilter, Mesh Back and Uph Seat Unit weight: 36 LB 16.4 KG Carton weight: 45 LB 20.41 KG Carton volume: 10.5 FT³ 0.29 MT³</p>	List price MVL3104 763 Luxhide bonded leather or fabric (previously MVL3104F)																																			
	<table border="1"> <thead> <tr> <th rowspan="2"></th> <th colspan="3">OVERALL DIMENSIONS</th> <th colspan="3">SEAT DIMENSIONS</th> <th colspan="2">BACK DIMENSIONS</th> </tr> <tr> <th>W</th> <th>D</th> <th>H</th> <th>W</th> <th>D</th> <th>H</th> <th>W</th> <th>H</th> </tr> </thead> <tbody> <tr> <td>IN</td> <td>26</td> <td>27</td> <td>38</td> <td>20</td> <td>18.5</td> <td>16-21</td> <td>19.5</td> <td>20</td> </tr> <tr> <td>MM</td> <td>660</td> <td>686</td> <td>965</td> <td>508</td> <td>470</td> <td>406-533</td> <td>495</td> <td>508</td> </tr> </tbody> </table>		OVERALL DIMENSIONS			SEAT DIMENSIONS			BACK DIMENSIONS		W	D	H	W	D	H	W	H	IN	26	27	38	20	18.5	16-21	19.5	20	MM	660	686	965	508	470	406-533	495	508
			OVERALL DIMENSIONS			SEAT DIMENSIONS			BACK DIMENSIONS																											
		W	D	H	W	D	H	W	H																											
IN	26	27	38	20	18.5	16-21	19.5	20																												
MM	660	686	965	508	470	406-533	495	508																												
Ergonomic features: A, B, C, D, H, M, N, S, V																																				
	  1 per carton  																																			
 <p>Task, Mesh Back and Uph Seat Unit weight: 31 LB 14.1 KG Carton weight: 40 LB 18.14 KG Carton volume: 10.5 FT³ 0.29 MT³</p>	List price MVL3106 707 Luxhide bonded leather or fabric (previously MVL3106F)																																			
	<table border="1"> <thead> <tr> <th rowspan="2"></th> <th colspan="3">OVERALL DIMENSIONS</th> <th colspan="3">SEAT DIMENSIONS</th> <th colspan="2">BACK DIMENSIONS</th> </tr> <tr> <th>W</th> <th>D</th> <th>H</th> <th>W</th> <th>D</th> <th>H</th> <th>W</th> <th>H</th> </tr> </thead> <tbody> <tr> <td>IN</td> <td>26</td> <td>27</td> <td>38</td> <td>20</td> <td>18.5</td> <td>16-21</td> <td>19.5</td> <td>20</td> </tr> <tr> <td>MM</td> <td>660</td> <td>686</td> <td>965</td> <td>508</td> <td>470</td> <td>406-533</td> <td>495</td> <td>508</td> </tr> </tbody> </table>		OVERALL DIMENSIONS			SEAT DIMENSIONS			BACK DIMENSIONS		W	D	H	W	D	H	W	H	IN	26	27	38	20	18.5	16-21	19.5	20	MM	660	686	965	508	470	406-533	495	508
			OVERALL DIMENSIONS			SEAT DIMENSIONS			BACK DIMENSIONS																											
		W	D	H	W	D	H	W	H																											
IN	26	27	38	20	18.5	16-21	19.5	20																												
MM	660	686	965	508	470	406-533	495	508																												
Ergonomic features: C, D, E, H, M, N, V																																				
	  1 per carton  																																			
 <p>Armless Height Adjustable Chair, Mesh Back and Uph Seat Unit weight: 30 LB 13.6 KG Carton weight: 39 LB 17.69 KG Carton volume: 10.5 FT³ 0.29 MT³</p>	List price MVL3107 825 Luxhide bonded leather or fabric (previously MVL3107F)																																			
	<table border="1"> <thead> <tr> <th rowspan="2"></th> <th colspan="3">OVERALL DIMENSIONS</th> <th colspan="3">SEAT DIMENSIONS</th> <th colspan="2">BACK DIMENSIONS</th> </tr> <tr> <th>W</th> <th>D</th> <th>H</th> <th>W</th> <th>D</th> <th>H</th> <th>W</th> <th>H</th> </tr> </thead> <tbody> <tr> <td>IN</td> <td>20</td> <td>27</td> <td>48</td> <td>20</td> <td>18.5</td> <td>23-33</td> <td>19.5</td> <td>20</td> </tr> <tr> <td>MM</td> <td>508</td> <td>686</td> <td>1219</td> <td>508</td> <td>470</td> <td>584-838</td> <td>495</td> <td>508</td> </tr> </tbody> </table>		OVERALL DIMENSIONS			SEAT DIMENSIONS			BACK DIMENSIONS		W	D	H	W	D	H	W	H	IN	20	27	48	20	18.5	23-33	19.5	20	MM	508	686	1219	508	470	584-838	495	508
			OVERALL DIMENSIONS			SEAT DIMENSIONS			BACK DIMENSIONS																											
		W	D	H	W	D	H	W	H																											
IN	20	27	48	20	18.5	23-33	19.5	20																												
MM	508	686	1219	508	470	584-838	495	508																												
Ergonomic features: C, D, M, N, V																																				
	  1 per carton  																																			
 <p>Weight Sensing Synchro-Tilter, Mesh Back and Uph Seat Unit weight: 42 LB 19.1 KG Carton weight: 51 LB 23.13 KG Carton volume: 10.5 FT³ 0.29 MT³</p>	List price MVL3108 935 Luxhide bonded leather or fabric (previously MVL3108F)																																			
	<table border="1"> <thead> <tr> <th rowspan="2"></th> <th colspan="3">OVERALL DIMENSIONS</th> <th colspan="3">SEAT DIMENSIONS</th> <th colspan="2">BACK DIMENSIONS</th> </tr> <tr> <th>W</th> <th>D</th> <th>H</th> <th>W</th> <th>D</th> <th>H</th> <th>W</th> <th>H</th> </tr> </thead> <tbody> <tr> <td>IN</td> <td>26</td> <td>27</td> <td>39</td> <td>20</td> <td>17.5-20.5</td> <td>16.5-21.5</td> <td>19.5</td> <td>20</td> </tr> <tr> <td>MM</td> <td>660</td> <td>686</td> <td>991</td> <td>508</td> <td>445-521</td> <td>419-546</td> <td>495</td> <td>508</td> </tr> </tbody> </table>		OVERALL DIMENSIONS			SEAT DIMENSIONS			BACK DIMENSIONS		W	D	H	W	D	H	W	H	IN	26	27	39	20	17.5-20.5	16.5-21.5	19.5	20	MM	660	686	991	508	445-521	419-546	495	508
			OVERALL DIMENSIONS			SEAT DIMENSIONS			BACK DIMENSIONS																											
		W	D	H	W	D	H	W	H																											
IN	26	27	39	20	17.5-20.5	16.5-21.5	19.5	20																												
MM	660	686	991	508	445-521	419-546	495	508																												
Ergonomic features: A, B, C, D, E, H, L, M, N, V																																				
	  1 per carton  																																			
 <p>Height Adjustable Chair w/Arms, Mesh Back and Uph Seat Unit weight: 36 LB 16.4 KG Carton weight: 45 LB 20.41 KG Carton volume: 10.5 FT³ 0.29 MT³</p>	List price MVL3109 904 Luxhide bonded leather or fabric (previously MVL3109F)																																			
	<table border="1"> <thead> <tr> <th rowspan="2"></th> <th colspan="3">OVERALL DIMENSIONS</th> <th colspan="3">SEAT DIMENSIONS</th> <th colspan="2">BACK DIMENSIONS</th> </tr> <tr> <th>W</th> <th>D</th> <th>H</th> <th>W</th> <th>D</th> <th>H</th> <th>W</th> <th>H</th> </tr> </thead> <tbody> <tr> <td>IN</td> <td>26</td> <td>27</td> <td>48</td> <td>20</td> <td>18.5</td> <td>23-33</td> <td>19.5</td> <td>20</td> </tr> <tr> <td>MM</td> <td>660</td> <td>686</td> <td>1219</td> <td>508</td> <td>470</td> <td>584-838</td> <td>495</td> <td>508</td> </tr> </tbody> </table>		OVERALL DIMENSIONS			SEAT DIMENSIONS			BACK DIMENSIONS		W	D	H	W	D	H	W	H	IN	26	27	48	20	18.5	23-33	19.5	20	MM	660	686	1219	508	470	584-838	495	508
			OVERALL DIMENSIONS			SEAT DIMENSIONS			BACK DIMENSIONS																											
		W	D	H	W	D	H	W	H																											
IN	26	27	48	20	18.5	23-33	19.5	20																												
MM	660	686	1219	508	470	584-838	495	508																												
Ergonomic features: C, D, H, M, N, V																																				
	  1 per carton  																																			

DESCRIPTION MODEL# / FEATURES



List price

MVL3111 884
Luxehide bonded leather
or fabric (previously MVL3111F)

	OVERALL DIMENSIONS			SEAT DIMENSIONS			BACK DIMENSIONS	
	W	D	H	W	D	H	W	H
IN	26	27	38.5	20	18.5	16.5-21.5	19.5	20
MM	660	686	978	508	470	419-546	495	508

Synchro-Tilter, Uph Back and Seat
Unit weight: 43 LB | 19.5 KG
Carton weight: 52 LB | 23.59 KG
Carton volume: 10.5 FT³ | 0.29 MT³

Ergonomic features:
A, B, C, D, H, L, M, N, V



1 per carton



List price

MVL3113 947
Luxehide bonded leather
or fabric (previously MVL3113F)

	OVERALL DIMENSIONS			SEAT DIMENSIONS			BACK DIMENSIONS	
	W	D	H	W	D	H	W	H
IN	26	27	39.5	20	17.5-20.5	17.5-22.5	19.5	20
MM	660	686	1003	508	445-521	445-572	495	508

Multi-Tilter, Uph Back and Seat
Unit weight: 48 LB | 21.8 KG
Carton weight: 57 LB | 25.85 KG
Carton volume: 10.5 FT³ | 0.29 MT³

Ergonomic features:
A, B, C, D, E, F, G, H, M, N, S, V



1 per carton



List price

MVL3114 855
Luxehide bonded leather
or fabric (previously MVL3114F)

	OVERALL DIMENSIONS			SEAT DIMENSIONS			BACK DIMENSIONS	
	W	D	H	W	D	H	W	H
IN	26	27	38	20	18.5	16-21	19.5	20
MM	660	686	965	508	470	406-533	495	508

Tilter, Uph Back and Seat
Unit weight: 37 LB | 16.8 KG
Carton weight: 46 LB | 20.87 KG
Carton volume: 10.5 FT³ | 0.29 MT³

Ergonomic features:
A, B, C, D, H, M, N, S, V



1 per carton



List price

MVL3116 798
Luxehide bonded leather
or fabric (previously MVL3116F)

	OVERALL DIMENSIONS			SEAT DIMENSIONS			BACK DIMENSIONS	
	W	D	H	W	D	H	W	H
IN	26	27	38	20	18.5	16-21	19.5	20
MM	660	686	965	508	470	406-533	495	508

Task, Uph Back and Seat
Unit weight: 32 LB | 14.5 KG
Carton weight: 41 LB | 18.6 KG
Carton volume: 10.5 FT³ | 0.29 MT³

Ergonomic features:
C, D, E, H, M, N, V



1 per carton



List price

MVL3117 917
Luxehide bonded leather
or fabric (previously MVL3117F)

	OVERALL DIMENSIONS			SEAT DIMENSIONS			BACK DIMENSIONS	
	W	D	H	W	D	H	W	H
IN	20	27	48	20	18.5	23-33	19.5	20
MM	508	686	1219	508	470	584-838	495	508

Armless Height Adjustable Chair, Uph Back and Seat
Unit weight: 31 LB | 14.1 KG
Carton weight: 40 LB | 18.14 KG
Carton volume: 10.5 FT³ | 0.29 MT³

Ergonomic features:
C, D, M, N, V



1 per carton



DESCRIPTION MODEL# / FEATURES



Weight Sensing Synchro-Tilter, Uph Back and Seat

Unit weight: 43 LB | 19.5 KG
 Carton weight: 52 LB | 23.59 KG
 Carton volume: 10.5 FT³ | 0.29 MT³

List price
MVL3118 1025
 Luxhide bonded leather
 or fabric (previously MVL3118F)

	OVERALL DIMENSIONS			SEAT DIMENSIONS			BACK DIMENSIONS	
	W	D	H	W	D	H	W	H
IN	26	27	39	20	17.5-20.5	16.5-21.5	19.5	20
MM	660	686	991	508	445-521	419-546	495	508

Ergonomic features:
 A, B, C, D, E, H, L, M, N, V

RTA 2 1 per carton



Height Adjustable Chair w/Arms, Uph Back and Seat

Unit weight: 37 LB | 16.8 KG
 Carton weight: 46 LB | 20.87 KG
 Carton volume: 10.5 FT³ | 0.29 MT³

List price
MVL3119 997
 Luxhide bonded leather
 or fabric (previously MVL3119F)

	OVERALL DIMENSIONS			SEAT DIMENSIONS			BACK DIMENSIONS	
	W	D	H	W	D	H	W	H
IN	26	27	48	20	18.5	23-33	19.5	20
MM	660	686	1219	508	470	584-838	495	508

Ergonomic features:
 C, D, H, M, N, V

RTA 2 1 per carton



Synchro-Tilter, Mesh Back and Seat

Unit weight: 43 LB | 19.5 KG
 Carton weight: 52 LB | 23.59 KG
 Carton volume: 10.5 FT³ | 0.29 MT³

List price
MVL3121 916
 Black mesh

	OVERALL DIMENSIONS			SEAT DIMENSIONS			BACK DIMENSIONS	
	W	D	H	W	D	H	W	H
IN	26	27	38.5	20	18.5	16.5-21.5	19.5	20
MM	660	686	978	508	470	419-546	495	508

Ergonomic features:
 A, B, C, D, H, L, M, V

RTA 2 1 per carton



Multi-Tilter, Mesh Back and Seat

Unit weight: 48 LB | 21.8 KG
 Carton weight: 57 LB | 25.85 KG
 Carton volume: 10.5 FT³ | 0.29 MT³

List price
MVL3123 978
 Black mesh

	OVERALL DIMENSIONS			SEAT DIMENSIONS			BACK DIMENSIONS	
	W	D	H	W	D	H	W	H
IN	26	27	39.5	20	17.5-20.5	17.5-22.5	19.5	20
MM	660	686	1003	508	445-521	445-572	495	508

Ergonomic features:
 A, B, C, D, E, F, G, H, M, S, V

RTA 2 1 per carton



Tilter, Mesh Back and Seat

Unit weight: 37 LB | 16.8 KG
 Carton weight: 46 LB | 20.87 KG
 Carton volume: 10.5 FT³ | 0.29 MT³

List price
MVL3124 884
 Black mesh

	OVERALL DIMENSIONS			SEAT DIMENSIONS			BACK DIMENSIONS	
	W	D	H	W	D	H	W	H
IN	26	27	38	20	18.5	16-21	19.5	20
MM	660	686	965	508	470	406-533	495	508

Ergonomic features:
 A, B, C, D, H, M, S, V

RTA 2 1 per carton

DESCRIPTION MODEL# / FEATURES



Task, Mesh Back and Seat
 Unit weight: 32 LB | 14.5 KG
 Carton weight: 41 LB | 18.6 KG
 Carton volume: 10.5 FT³ | 0.29 MT³

List price
MVL3126
 Black mesh 829

Ergonomic features:
 C, D, E, H, M, V

OVERALL DIMENSIONS			SEAT DIMENSIONS			BACK DIMENSIONS	
W	D	H	W	D	H	W	H
IN 26	27	38	20	18.5	16-21	19.5	20
MM 660	686	965	508	470	406-533	495	508

RTA 2 courier 1 per carton ENGINEERED TESTED ASSEMBLED CONÇO TESTÉ MONTÉ CANADIAN



Armless Height Adjustable Chair, Mesh Back and Seat
 Unit weight: 31 LB | 14.1 KG
 Carton weight: 40 LB | 18.14 KG
 Carton volume: 10.5 FT³ | 0.29 MT³

List price
MVL3127
 Black mesh 947

Ergonomic features:
 C, D, M, V

OVERALL DIMENSIONS			SEAT DIMENSIONS			BACK DIMENSIONS	
W	D	H	W	D	H	W	H
IN 20	27	48	20	18.5	23-33	19.5	20
MM 508	686	1219	508	470	584-838	495	508

RTA 2 courier 1 per carton ENGINEERED TESTED ASSEMBLED CONÇO TESTÉ MONTÉ CANADIAN



Weight Sensing Synchro-Tilter, Mesh Back and Seat
 Unit weight: 43 LB | 19.5 KG
 Carton weight: 52 LB | 23.59 KG
 Carton volume: 10.5 FT³ | 0.29 MT³

List price
MVL3128
 Black mesh 1056

Ergonomic features:
 A, B, C, D, E, H, L, M, V

OVERALL DIMENSIONS			SEAT DIMENSIONS			BACK DIMENSIONS	
W	D	H	W	D	H	W	H
IN 26	27	39	20	17.5-20.5	16.5-21.5	19.5	20
MM 660	686	991	508	445-521	419-546	495	508

RTA 2 courier 1 per carton ENGINEERED TESTED ASSEMBLED CONÇO TESTÉ MONTÉ CANADIAN



Height Adjustable Chair w/Arms, Mesh Back and Seat
 Unit weight: 37 LB | 16.8 KG
 Carton weight: 46 LB | 20.87 KG
 Carton volume: 10.5 FT³ | 0.29 MT³

List price
MVL3129
 Black mesh 1025

Ergonomic features:
 C, D, H, M, V

OVERALL DIMENSIONS			SEAT DIMENSIONS			BACK DIMENSIONS	
W	D	H	W	D	H	W	H
IN 26	27	48	20	18.5	23-33	19.5	20
MM 660	686	1219	508	470	584-838	495	508

RTA 2 courier 1 per carton ENGINEERED TESTED ASSEMBLED CONÇO TESTÉ MONTÉ CANADIAN

BETA



model MVL2729



model MVL2718

STANDARD FEATURES





- Posture task chairs. Canadian made.
- Generous size seat and back, fully upholstered.
- Standard with height adjustable T-arms with durable self-skinned urethane (SSU) armcaps (except armless models).
- Height adjustable chairs are equipped with an adjustable Chrome footrest.
- Dual wheel carpet casters (C65) are standard.
- Can be upholstered in all Global grade 1 seating textiles with the exception of Luxhide (see page 148).
- Compliant with the emissions guidelines set by the GREENGUARD Environmental Institute.
- Limited Lifetime Warranty (5-year exceptions apply - see page 152).
- Weight capacity for this series is 300 lbs.


CHAIR ADJUSTMENTS




- Infinite back angle and back height adjustment.
- Pneumatic seat height adjustment.

OPTIONAL FEATURES

- For hard surface flooring casters, please specify (C65R). Add \$21/set.
- Bantam is a durable, bleach cleanable (9:1) vinyl, but due to the stiff nature of the textile, this vinyl is prone to bunching and will not upholster as smoothly as other coverings in this series.

DESCRIPTION	MODEL# / FEATURES																																
 <p>Height Adjustable Armless Posture Task Unit weight: 41 LB 18.6 KG Carton weight: 46 LB 20.87 KG Carton volume: 6.75 FT³ 0.19 MT³</p>	<p>List price</p> <p>MVL2718 535</p>																																
	<table border="1"> <thead> <tr> <th colspan="3">OVERALL DIMENSIONS</th> <th colspan="3">SEAT DIMENSIONS</th> <th colspan="2">BACK DIMENSIONS</th> </tr> <tr> <th>W</th> <th>D</th> <th>H</th> <th>W</th> <th>D</th> <th>H</th> <th>W</th> <th>H</th> </tr> </thead> <tbody> <tr> <td>IN 20.5</td> <td>23.5</td> <td>44</td> <td>20.5</td> <td>16.5</td> <td>22-30</td> <td>18.5</td> <td>16-19</td> </tr> <tr> <td>MM 521</td> <td>597</td> <td>1118</td> <td>521</td> <td>419</td> <td>559-762</td> <td>470</td> <td>406-483</td> </tr> </tbody> </table>	OVERALL DIMENSIONS			SEAT DIMENSIONS			BACK DIMENSIONS		W	D	H	W	D	H	W	H	IN 20.5	23.5	44	20.5	16.5	22-30	18.5	16-19	MM 521	597	1118	521	419	559-762	470	406-483
	OVERALL DIMENSIONS			SEAT DIMENSIONS			BACK DIMENSIONS																										
	W	D	H	W	D	H	W	H																									
IN 20.5	23.5	44	20.5	16.5	22-30	18.5	16-19																										
MM 521	597	1118	521	419	559-762	470	406-483																										
<p>Ergonomic features: C, D, G, M, N</p> <p>RTA 2 courier 1 per carton CANADA GREENGUARD</p>																																	
 <p>Height Adjustable Posture Task w/Arms Unit weight: 46 LB 20.9 KG Carton weight: 51 LB 23.13 KG Carton volume: 6.75 FT³ 0.19 MT³</p>	<p>List price</p> <p>MVL2719 625</p>																																
	<table border="1"> <thead> <tr> <th colspan="3">OVERALL DIMENSIONS</th> <th colspan="3">SEAT DIMENSIONS</th> <th colspan="2">BACK DIMENSIONS</th> </tr> <tr> <th>W</th> <th>D</th> <th>H</th> <th>W</th> <th>D</th> <th>H</th> <th>W</th> <th>H</th> </tr> </thead> <tbody> <tr> <td>IN 24.5</td> <td>23.5</td> <td>44</td> <td>20.5</td> <td>16.5</td> <td>22-30</td> <td>18.5</td> <td>16-19</td> </tr> <tr> <td>MM 622</td> <td>597</td> <td>1118</td> <td>521</td> <td>419</td> <td>559-762</td> <td>470</td> <td>406-483</td> </tr> </tbody> </table>	OVERALL DIMENSIONS			SEAT DIMENSIONS			BACK DIMENSIONS		W	D	H	W	D	H	W	H	IN 24.5	23.5	44	20.5	16.5	22-30	18.5	16-19	MM 622	597	1118	521	419	559-762	470	406-483
	OVERALL DIMENSIONS			SEAT DIMENSIONS			BACK DIMENSIONS																										
	W	D	H	W	D	H	W	H																									
IN 24.5	23.5	44	20.5	16.5	22-30	18.5	16-19																										
MM 622	597	1118	521	419	559-762	470	406-483																										
<p>Ergonomic features: C, D, G, H, M, N</p> <p>RTA 2 courier 1 per carton CANADA GREENGUARD</p>																																	
 <p>Armless Posture Task Unit weight: 27 LB 12.3 KG Carton weight: 31 LB 14.06 KG Carton volume: 4.9 FT³ 0.13 MT³</p>	<p>List price</p> <p>MVL2728 346</p>																																
	<table border="1"> <thead> <tr> <th colspan="3">OVERALL DIMENSIONS</th> <th colspan="3">SEAT DIMENSIONS</th> <th colspan="2">BACK DIMENSIONS</th> </tr> <tr> <th>W</th> <th>D</th> <th>H</th> <th>W</th> <th>D</th> <th>H</th> <th>W</th> <th>H</th> </tr> </thead> <tbody> <tr> <td>IN 20.5</td> <td>22</td> <td>38.5</td> <td>20.5</td> <td>17</td> <td>16.5-21.5</td> <td>18.5</td> <td>16-20</td> </tr> <tr> <td>MM 521</td> <td>559</td> <td>978</td> <td>521</td> <td>432</td> <td>419-546</td> <td>470</td> <td>406-508</td> </tr> </tbody> </table>	OVERALL DIMENSIONS			SEAT DIMENSIONS			BACK DIMENSIONS		W	D	H	W	D	H	W	H	IN 20.5	22	38.5	20.5	17	16.5-21.5	18.5	16-20	MM 521	559	978	521	432	419-546	470	406-508
	OVERALL DIMENSIONS			SEAT DIMENSIONS			BACK DIMENSIONS																										
	W	D	H	W	D	H	W	H																									
IN 20.5	22	38.5	20.5	17	16.5-21.5	18.5	16-20																										
MM 521	559	978	521	432	419-546	470	406-508																										
<p>Ergonomic features: C, D, G, M, N</p> <p>RTA 2 courier 1 per carton CANADA GREENGUARD</p>																																	
 <p>Posture Task w/Arms Unit weight: 33 LB 15 KG Carton weight: 38 LB 17.24 KG Carton volume: 6.75 FT³ 0.19 MT³</p>	<p>List price</p> <p>MVL2729 438</p>																																
	<table border="1"> <thead> <tr> <th colspan="3">OVERALL DIMENSIONS</th> <th colspan="3">SEAT DIMENSIONS</th> <th colspan="2">BACK DIMENSIONS</th> </tr> <tr> <th>W</th> <th>D</th> <th>H</th> <th>W</th> <th>D</th> <th>H</th> <th>W</th> <th>H</th> </tr> </thead> <tbody> <tr> <td>IN 24</td> <td>22</td> <td>38.5</td> <td>20.5</td> <td>17</td> <td>16.5-21.5</td> <td>18.5</td> <td>16-20</td> </tr> <tr> <td>MM 610</td> <td>559</td> <td>978</td> <td>521</td> <td>432</td> <td>419-546</td> <td>470</td> <td>406-508</td> </tr> </tbody> </table>	OVERALL DIMENSIONS			SEAT DIMENSIONS			BACK DIMENSIONS		W	D	H	W	D	H	W	H	IN 24	22	38.5	20.5	17	16.5-21.5	18.5	16-20	MM 610	559	978	521	432	419-546	470	406-508
	OVERALL DIMENSIONS			SEAT DIMENSIONS			BACK DIMENSIONS																										
	W	D	H	W	D	H	W	H																									
IN 24	22	38.5	20.5	17	16.5-21.5	18.5	16-20																										
MM 610	559	978	521	432	419-546	470	406-508																										
<p>Ergonomic features: C, D, G, H, M, N</p> <p>RTA 2 courier 1 per carton CANADA GREENGUARD</p>																																	

DESCRIPTION	MODEL# / FEATURES	List price																																
 <p>Height Adjustable T-Arms - 1 pair Unit weight: 8 LB 3.6 KG Carton weight: 10 LB 4.54 KG Carton volume: 1.3 FT³ 0.03 MT³</p>	MVL2784	119																																
	<table border="1"> <thead> <tr> <th colspan="3">OVERALL DIMENSIONS</th> <th colspan="3">SEAT DIMENSIONS</th> <th colspan="2">BACK DIMENSIONS</th> </tr> <tr> <th>W</th> <th>D</th> <th>H</th> <th>W</th> <th>D</th> <th>H</th> <th>W</th> <th>H</th> </tr> </thead> <tbody> <tr> <td>IN 3</td> <td>10</td> <td>12</td> <td>-</td> <td>-</td> <td>-</td> <td>-</td> <td>-</td> </tr> <tr> <td>MM 76</td> <td>254</td> <td>305</td> <td>-</td> <td>-</td> <td>-</td> <td>-</td> <td>-</td> </tr> </tbody> </table>		OVERALL DIMENSIONS			SEAT DIMENSIONS			BACK DIMENSIONS		W	D	H	W	D	H	W	H	IN 3	10	12	-	-	-	-	-	MM 76	254	305	-	-	-	-	-
	OVERALL DIMENSIONS			SEAT DIMENSIONS			BACK DIMENSIONS																											
W	D	H	W	D	H	W	H																											
IN 3	10	12	-	-	-	-	-																											
MM 76	254	305	-	-	-	-	-																											
<p>RTA 00 1 pair per carton (pricing is for the pair, specifications are for one arm)</p>																																		

DESCRIPTION	MODEL# / FEATURES	List price																																
 <p>BOLT model OTG11510B</p>	OTG11510B	523																																
	<table border="1"> <thead> <tr> <th colspan="3">OVERALL DIMENSIONS</th> <th colspan="3">SEAT DIMENSIONS</th> <th colspan="2">BACK DIMENSIONS</th> </tr> <tr> <th>W</th> <th>D</th> <th>H</th> <th>W</th> <th>D</th> <th>H</th> <th>W</th> <th>H</th> </tr> </thead> <tbody> <tr> <td>IN 25</td> <td>21.5</td> <td>35.5</td> <td>19.5</td> <td>17</td> <td>17.5-21.5</td> <td>18</td> <td>16.5</td> </tr> <tr> <td>MM 635</td> <td>546</td> <td>902</td> <td>495</td> <td>432</td> <td>445-546</td> <td>457</td> <td>419</td> </tr> </tbody> </table>		OVERALL DIMENSIONS			SEAT DIMENSIONS			BACK DIMENSIONS		W	D	H	W	D	H	W	H	IN 25	21.5	35.5	19.5	17	17.5-21.5	18	16.5	MM 635	546	902	495	432	445-546	457	419
	OVERALL DIMENSIONS			SEAT DIMENSIONS			BACK DIMENSIONS																											
W	D	H	W	D	H	W	H																											
IN 25	21.5	35.5	19.5	17	17.5-21.5	18	16.5																											
MM 635	546	902	495	432	445-546	457	419																											
<p>Ergonomic features: A, B, C, H, M, N, S</p> <p>RTA 8  1 per carton </p>																																		

STANDARD FEATURES




- Value priced mesh seating.
- Breathable mesh back.
- Scuff resistant arched base.
- Standard with height adjustable T-arms with durable self-skinned urethane (SSU) armcaps.
- Dual wheel carpet casters (C65) are standard.
- Only available in Black mesh fabric (MS20) seat with Black mesh back.
- Compliant with the emissions guidelines set by the GREENGUARD Environmental Institute.
- Limited Lifetime Warranty (2-year exceptions apply - see page 152).
- Weight capacity for this series is 300 lbs.

CHAIR ADJUSTMENTS

- Center tilt with upright position tilt lock.
- Tilt tension adjustment.
- Pneumatic seat height adjustment.

OPTIONAL FEATURES

- Hard surface flooring casters (**C65R**) can be purchased separately. Add \$96/set.

DESCRIPTION	MODEL# / FEATURES	List price																																
 <p>Tilter, Mesh Back Unit weight: 30 LB 13.6 KG Carton weight: 36 LB 16.33 KG Carton volume: 4.6 FT³ 0.13 MT³</p>	OTG11510B	523																																
	<table border="1"> <thead> <tr> <th colspan="3">OVERALL DIMENSIONS</th> <th colspan="3">SEAT DIMENSIONS</th> <th colspan="2">BACK DIMENSIONS</th> </tr> <tr> <th>W</th> <th>D</th> <th>H</th> <th>W</th> <th>D</th> <th>H</th> <th>W</th> <th>H</th> </tr> </thead> <tbody> <tr> <td>IN 25</td> <td>21.5</td> <td>35.5</td> <td>19.5</td> <td>17</td> <td>17.5-21.5</td> <td>18</td> <td>16.5</td> </tr> <tr> <td>MM 635</td> <td>546</td> <td>902</td> <td>495</td> <td>432</td> <td>445-546</td> <td>457</td> <td>419</td> </tr> </tbody> </table>		OVERALL DIMENSIONS			SEAT DIMENSIONS			BACK DIMENSIONS		W	D	H	W	D	H	W	H	IN 25	21.5	35.5	19.5	17	17.5-21.5	18	16.5	MM 635	546	902	495	432	445-546	457	419
	OVERALL DIMENSIONS			SEAT DIMENSIONS			BACK DIMENSIONS																											
W	D	H	W	D	H	W	H																											
IN 25	21.5	35.5	19.5	17	17.5-21.5	18	16.5																											
MM 635	546	902	495	432	445-546	457	419																											
<p>Ergonomic features: A, B, C, H, M, N, S</p> <p>RTA 8  1 per carton </p>																																		

STANDARD FEATURES

- High back management chair.
- High comfort design, Canadian made.
- Contoured seat and back with integrated headrest.
- Black arms and base.
- Loop arms with upholstered armcaps.
- Dual wheel carpet casters (C65) are standard.
- Seating surfaces can be upholstered in Luxhide bonded leather, in various colors (see page 148).
- Compliant with the emissions guidelines set by the GREENGUARD Environmental Institute.





- Limited Lifetime Warranty (5-year exceptions apply - see page 152).
- Weight capacity for this series is 300 lbs.

CHAIR ADJUSTMENTS

- Center tilt with upright position tilt lock.
- Tilt tension adjustment.
- Pneumatic seat height adjustment.

OPTIONAL FEATURES

- For hard surface flooring casters, please specify (**C65R**). Add \$21/set.

DESCRIPTION	MODEL# / FEATURES	List price																																
 <p>BRIGHTON model MVL2787</p>	MVL2787	725																																
	<table border="1"> <thead> <tr> <th colspan="3">OVERALL DIMENSIONS</th> <th colspan="3">SEAT DIMENSIONS</th> <th colspan="2">BACK DIMENSIONS</th> </tr> <tr> <th>W</th> <th>D</th> <th>H</th> <th>W</th> <th>D</th> <th>H</th> <th>W</th> <th>H</th> </tr> </thead> <tbody> <tr> <td>IN 26.5</td> <td>28</td> <td>44</td> <td>21.5</td> <td>20</td> <td>16-21</td> <td>20</td> <td>25.5</td> </tr> <tr> <td>MM 673</td> <td>711</td> <td>1118</td> <td>546</td> <td>508</td> <td>406-533</td> <td>508</td> <td>648</td> </tr> </tbody> </table>		OVERALL DIMENSIONS			SEAT DIMENSIONS			BACK DIMENSIONS		W	D	H	W	D	H	W	H	IN 26.5	28	44	21.5	20	16-21	20	25.5	MM 673	711	1118	546	508	406-533	508	648
	OVERALL DIMENSIONS			SEAT DIMENSIONS			BACK DIMENSIONS																											
W	D	H	W	D	H	W	H																											
IN 26.5	28	44	21.5	20	16-21	20	25.5																											
MM 673	711	1118	546	508	406-533	508	648																											
<p>Ergonomic features: A, B, C, M, N, S</p> <p>RTA 8  1 per carton  </p>																																		

CAMAN



model MVL11886



model MVL11888

STANDARD FEATURES

- Canadian made.
- Welded steel frame in Black finish.
- Fixed arms with self-skinned urethane (SSU) armcaps.
- Dual wheel carpet casters (C65) are standard (except guest chairs).
- Seating surfaces can be upholstered in Luxhide bonded leather, in various colors or in all Global grade 1 seating textiles (see page 148).
- Compliant with the emissions guidelines set by the GREENGUARD Environmental Institute.
- Limited Lifetime Warranty (5-year exceptions apply - see page 152).
- Weight capacity for this series is 300 lbs.

TILT CHAIR ADJUSTMENTS










- Center tilt with upright position tilt lock
- Tilt tension adjustment.
- Pneumatic seat height adjustment.

OPTIONAL FEATURES

- For hard surface flooring casters, please specify (C65R). Add \$21/set.

ALTERNATE TEXTILE OPTIONS

- Graded-in textiles are available. No minimum quantities. Contact Customer Service for pricing.

DESCRIPTION	MODEL# / FEATURES																																
 <p>High Back Tilter Unit weight: 31 LB 14.1 KG Carton weight: 35 LB 15.88 KG Carton volume: 20.25 FT³ 0.57 MT³</p>	<p>List price</p> <p>MVL11886 512 Luxhide bonded leather or fabric (previously MVL11886F)</p> <table border="1"> <thead> <tr> <th colspan="3">OVERALL DIMENSIONS</th> <th colspan="3">SEAT DIMENSIONS</th> <th colspan="2">BACK DIMENSIONS</th> </tr> <tr> <th>W</th> <th>D</th> <th>H</th> <th>W</th> <th>D</th> <th>H</th> <th>W</th> <th>H</th> </tr> </thead> <tbody> <tr> <td>IN 25</td> <td>27</td> <td>40</td> <td>20.5</td> <td>18</td> <td>16-20</td> <td>19.5</td> <td>22.5</td> </tr> <tr> <td>MM 635</td> <td>686</td> <td>1016</td> <td>521</td> <td>457</td> <td>406-508</td> <td>495</td> <td>572</td> </tr> </tbody> </table> <p>Ergonomic features: A, B, C, M, N, S</p> <p>RTA 00 2 per carton (pricing and specifications are for one chair)</p> <p> </p>	OVERALL DIMENSIONS			SEAT DIMENSIONS			BACK DIMENSIONS		W	D	H	W	D	H	W	H	IN 25	27	40	20.5	18	16-20	19.5	22.5	MM 635	686	1016	521	457	406-508	495	572
	OVERALL DIMENSIONS			SEAT DIMENSIONS			BACK DIMENSIONS																										
	W	D	H	W	D	H	W	H																									
	IN 25	27	40	20.5	18	16-20	19.5	22.5																									
MM 635	686	1016	521	457	406-508	495	572																										
 <p>Medium Back Tilter Unit weight: 31 LB 14.1 KG Carton weight: 35 LB 15.88 KG Carton volume: 20.25 FT³ 0.57 MT³</p>	<p>List price</p> <p>MVL11887 498 Luxhide bonded leather or fabric (previously MVL11887F)</p> <table border="1"> <thead> <tr> <th colspan="3">OVERALL DIMENSIONS</th> <th colspan="3">SEAT DIMENSIONS</th> <th colspan="2">BACK DIMENSIONS</th> </tr> <tr> <th>W</th> <th>D</th> <th>H</th> <th>W</th> <th>D</th> <th>H</th> <th>W</th> <th>H</th> </tr> </thead> <tbody> <tr> <td>IN 24.5</td> <td>24.5</td> <td>35</td> <td>20</td> <td>18</td> <td>16-20</td> <td>20</td> <td>17.5</td> </tr> <tr> <td>MM 622</td> <td>622</td> <td>889</td> <td>508</td> <td>457</td> <td>406-508</td> <td>508</td> <td>445</td> </tr> </tbody> </table> <p>Ergonomic features: A, B, C, M, N, S</p> <p>RTA 00 2 per carton (pricing and specifications are for one chair)</p> <p> </p>	OVERALL DIMENSIONS			SEAT DIMENSIONS			BACK DIMENSIONS		W	D	H	W	D	H	W	H	IN 24.5	24.5	35	20	18	16-20	20	17.5	MM 622	622	889	508	457	406-508	508	445
	OVERALL DIMENSIONS			SEAT DIMENSIONS			BACK DIMENSIONS																										
	W	D	H	W	D	H	W	H																									
	IN 24.5	24.5	35	20	18	16-20	20	17.5																									
MM 622	622	889	508	457	406-508	508	445																										
 <p>Medium Back Guest Chair - Sled Base Unit weight: 23 LB 10.5 KG Carton weight: 27 LB 12.25 KG Carton volume: 20.25 FT³ 0.57 MT³</p>	<p>List price</p> <p>MVL11888 430 Luxhide bonded leather or fabric (previously MVL11888F)</p> <table border="1"> <thead> <tr> <th colspan="3">OVERALL DIMENSIONS</th> <th colspan="3">SEAT DIMENSIONS</th> <th colspan="2">BACK DIMENSIONS</th> </tr> <tr> <th>W</th> <th>D</th> <th>H</th> <th>W</th> <th>D</th> <th>H</th> <th>W</th> <th>H</th> </tr> </thead> <tbody> <tr> <td>IN 24.5</td> <td>25</td> <td>33</td> <td>20</td> <td>18</td> <td>17</td> <td>20</td> <td>17</td> </tr> <tr> <td>MM 622</td> <td>635</td> <td>838</td> <td>508</td> <td>457</td> <td>432</td> <td>508</td> <td>432</td> </tr> </tbody> </table> <p>Ergonomic features: M, N</p> <p>RTA 00 2 per carton (pricing and specifications are for one chair)</p> <p> </p>	OVERALL DIMENSIONS			SEAT DIMENSIONS			BACK DIMENSIONS		W	D	H	W	D	H	W	H	IN 24.5	25	33	20	18	17	20	17	MM 622	635	838	508	457	432	508	432
	OVERALL DIMENSIONS			SEAT DIMENSIONS			BACK DIMENSIONS																										
	W	D	H	W	D	H	W	H																									
	IN 24.5	25	33	20	18	17	20	17																									
MM 622	635	838	508	457	432	508	432																										

CARLETON



model OTG11359

STANDARD FEATURES

- Available in high back and extended high back models.
- S-curve back shape for support of lumbar, shoulders and head.
- Contoured seat with waterfall seat front.
- Standard with height adjustable T-arms with durable self-skinned urethane (SSU) armcaps.
- Dual wheel carpet casters (C1) are standard.
- Seating surfaces are upholstered in Graphite polyester only.
- Compliant with the emissions guidelines set by the GREENGUARD Environmental Institute.
- Limited Lifetime Warranty (2-year exceptions apply - see page 152).
- Weight capacity for this series is 300 lbs.

CHAIR ADJUSTMENTS

- Center tilt with upright position tilt lock.
- Tilt tension adjustment.
- Pneumatic seat height adjustment.

OPTIONAL FEATURES

- Hard surface flooring casters (C9R) can be purchased separately. Add \$96/set.

DESCRIPTION MODEL# / FEATURES



High Back Tilter

Unit weight: 35 LB | 15.9 KG
 Carton weight: 42 LB | 19.05 KG
 Carton volume: 6.5 FT³ | 0.18 MT³

OTG11358

List price

622

Ergonomic features:
 A, B, C, H, M, N, S



1 per carton



	OVERALL DIMENSIONS			SEAT DIMENSIONS			BACK DIMENSIONS	
	W	D	H	W	D	H	W	H
IN	25	27.5	43	19.5	19	18.5-22.5	19	22.5
MM	635	699	1092	495	483	470-572	483	572



Extended High Back Tilter

Unit weight: 35.5 LB | 16.1 KG
 Carton weight: 43 LB | 19.5 KG
 Carton volume: 7 FT³ | 0.19 MT³

OTG11359

List price

654

Ergonomic features:
 A, B, C, H, M, N, S



1 per carton



	OVERALL DIMENSIONS			SEAT DIMENSIONS			BACK DIMENSIONS	
	W	D	H	W	D	H	W	H
IN	25	28	47	19.5	19	18.5-22.5	19	28
MM	635	711	1194	495	483	470-572	483	711



CENTRO



model OTG3915

STANDARD FEATURES

- Multi-purpose guest chair.
- Durable oval steel four-legged frame.
- Contoured back and seat cushions with waterfall seat edge.
- Upholstered armcaps.
- Seating surfaces are upholstered in Black Luxhide bonded leather.
- Compliant with the emissions guidelines set by the GREENGUARD Environmental Institute.
- Limited Lifetime Warranty (2-year exceptions apply - see page 152).
- Weight capacity for this series is 300 lbs.

DESCRIPTION		MODEL# / FEATURES																																		
 <p>Guest Chair Unit weight: 26 LB 11.8 KG Carton weight: 30 LB 13.61 KG Carton volume: 6.25 FT³ 0.17 MT³</p>	<p>Ergonomic features: M, N</p>	List price																																		
		OTG3915	425																																	
		<table border="1"> <thead> <tr> <th colspan="3">OVERALL DIMENSIONS</th> <th colspan="3">SEAT DIMENSIONS</th> <th colspan="2">BACK DIMENSIONS</th> </tr> <tr> <th></th> <th>W</th> <th>D</th> <th>H</th> <th>W</th> <th>D</th> <th>H</th> <th>W</th> <th>H</th> </tr> </thead> <tbody> <tr> <td>IN</td> <td>24.5</td> <td>27</td> <td>33.5</td> <td>21.5</td> <td>18.5</td> <td>17</td> <td>21.5</td> <td>16</td> </tr> <tr> <td>MM</td> <td>622</td> <td>686</td> <td>851</td> <td>546</td> <td>470</td> <td>432</td> <td>546</td> <td>406</td> </tr> </tbody> </table>		OVERALL DIMENSIONS			SEAT DIMENSIONS			BACK DIMENSIONS			W	D	H	W	D	H	W	H	IN	24.5	27	33.5	21.5	18.5	17	21.5	16	MM	622	686	851	546	470	432
OVERALL DIMENSIONS			SEAT DIMENSIONS			BACK DIMENSIONS																														
	W	D	H	W	D	H	W	H																												
IN	24.5	27	33.5	21.5	18.5	17	21.5	16																												
MM	622	686	851	546	470	432	546	406																												
<p>RTA 8</p>	<p>courier</p>	<p>1 per carton</p>																																		

COBALT



model MVL2785

STANDARD FEATURES

- General purpose medium back tilter. Canadian made.
- Standard with height adjustable T-arms with durable self-skinned urethane (SSU) armcaps.
- Dual wheel carpet casters (C65) are standard.
- Seating surfaces can be upholstered in Luxhide bonded leather, in various colors or in all Global grade 1 seating textiles (see page 148).
- Compliant with the emissions guidelines set by the GREENGUARD Environmental Institute.
- Limited Lifetime Warranty (5-year exceptions apply - see page 152).
- Weight capacity for this series is 300 lbs.

CHAIR ADJUSTMENTS

- Center tilt with upright position tilt lock.
- Tilt tension adjustment.
- Pneumatic seat height adjustment.

OPTIONAL FEATURES

- For hard surface flooring casters, please specify (C65R). Add \$21/set.

DESCRIPTION

MODEL# / FEATURES



Medium Back Tilter

Unit weight: 35 LB | 15.9 KG
 Carton weight: 40 LB | 18.14 KG
 Carton volume: 5.5 FT³ | 0.15 MT³

List price

MVL2785
 Luxhide bonded leather
 or fabric (previously MVL2785F)

460

	OVERALL DIMENSIONS			SEAT DIMENSIONS			BACK DIMENSIONS	
	W	D	H	W	D	H	W	H
IN	25.5	24.5	36	20	17	15.5-19.5	18.5	18
MM	648	622	914	508	432	394-495	470	457

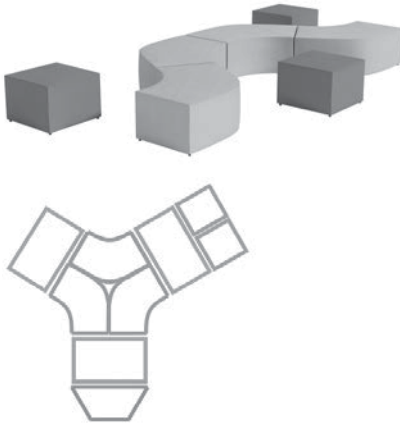
Ergonomic features:
 A, B, C, H, M, N, S



1 per carton



CRAFT



Sample layout
Two square units, three rectangle units, three curve-120 degree units, one wedge unit



3-way layout
Three curve-120 degree units, three half round units and three round units



Collaborative pod layout
Six wedge units



Collaborative layout
Six curve-120 degree units, six half round units, six round units



Sample layout
Two wedge units



Sample layout
Two half round units

STANDARD FEATURES

- Craft is a modular lounge seating series that is easy to configure, durable and ideal for open spaces.
- Modular non-handed components, can be reconfigured to suit your space.
- Curve-120 degree units can create 3-way and collaborative pod configurations.
- Cushions are fully upholstered and mounted on 1.5" high nylon glides.
- Can be upholstered in all Global grade 1 seating textiles or in Luxhide bonded leather (see page 148).
- Compliant with the emissions guidelines set by the GREENGUARD Environmental Institute.
- Limited Lifetime Warranty (5-year exceptions apply - see page 152).
- Weight capacity for this series is 300 lbs. per seat.

OPTIONAL FEATURES











- For dual wheel carpet casters, please specify (C107). Add \$42.
- For hard surface flooring casters, please specify (C107R). Add \$59.

ALTERNATE TEXTILE OPTIONS

- Graded-in textiles are available. No minimum quantities. Contact Customer Service for pricing.

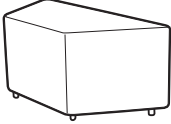











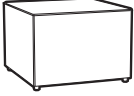



COMPLIMENTARY TABLES AVAILABLE

- Perfect partner for Craft Seating (see page 29).


DESCRIPTION	MODEL# / FEATURES									
		List price								
	MVL13007	397								
		OVERALL DIMENSIONS			SEAT DIMENSIONS			BACK DIMENSIONS		
		W	D	H	W	D	H	W	H	
		IN 20	20	17.5	-	-	-	-	-	
		MM 508	508	445	-	-	-	-	-	
				1 per carton						
		List price								
	MVL13008	518								
		OVERALL DIMENSIONS			SEAT DIMENSIONS			BACK DIMENSIONS		
		W	D	H	W	D	H	W	H	
		IN 40	21	17.5	-	-	-	-	-	
		MM 1016	533	445	-	-	-	-	-	
				1 per carton						

Round 20" Unit
Unit weight: 17 LB | 7.7 KG
Carton weight: 23 LB | 10.43 KG
Carton volume: 5.25 FT³ | 0.14 MT³

Half Round 40" Unit
Unit weight: 33 LB | 15 KG
Carton weight: 41 LB | 18.6 KG
Carton volume: 9.5 FT³ | 0.26 MT³

DESCRIPTION	MODEL# / FEATURES																																	
 Wedge Unit Unit weight: 29 LB 13.2 KG Carton weight: 37 LB 16.78 KG Carton volume: 8 FT³ 0.22 MT³	MVL13009	List price 518																																
	<table border="1"> <thead> <tr> <th colspan="3">OVERALL DIMENSIONS</th> <th colspan="3">SEAT DIMENSIONS</th> <th colspan="2">BACK DIMENSIONS</th> </tr> <tr> <th>W</th> <th>D</th> <th>H</th> <th>W</th> <th>D</th> <th>H</th> <th>W</th> <th>H</th> </tr> </thead> <tbody> <tr> <td>IN 40</td> <td>17.75</td> <td>17.5</td> <td>-</td> <td>-</td> <td>-</td> <td>-</td> <td>-</td> </tr> <tr> <td>MM 1016</td> <td>451</td> <td>445</td> <td>-</td> <td>-</td> <td>-</td> <td>-</td> <td>-</td> </tr> </tbody> </table>		OVERALL DIMENSIONS			SEAT DIMENSIONS			BACK DIMENSIONS		W	D	H	W	D	H	W	H	IN 40	17.75	17.5	-	-	-	-	-	MM 1016	451	445	-	-	-	-	-
	OVERALL DIMENSIONS			SEAT DIMENSIONS			BACK DIMENSIONS																											
	W	D	H	W	D	H	W	H																										
	IN 40	17.75	17.5	-	-	-	-	-																										
MM 1016	451	445	-	-	-	-	-																											
RTA 1  1 per carton  																																		
List price																																		
 Curve-120 Degree Unit Unit weight: 37 LB 16.8 KG Carton weight: 49 LB 22.23 KG Carton volume: 13.25 FT³ 0.37 MT³	MVL13010	List price 610																																
	<table border="1"> <thead> <tr> <th colspan="3">OVERALL DIMENSIONS</th> <th colspan="3">SEAT DIMENSIONS</th> <th colspan="2">BACK DIMENSIONS</th> </tr> <tr> <th>W</th> <th>D</th> <th>H</th> <th>W</th> <th>D</th> <th>H</th> <th>W</th> <th>H</th> </tr> </thead> <tbody> <tr> <td>IN 43.5</td> <td>27.5</td> <td>17.5</td> <td>-</td> <td>-</td> <td>-</td> <td>-</td> <td>-</td> </tr> <tr> <td>MM 1105</td> <td>699</td> <td>445</td> <td>-</td> <td>-</td> <td>-</td> <td>-</td> <td>-</td> </tr> </tbody> </table>		OVERALL DIMENSIONS			SEAT DIMENSIONS			BACK DIMENSIONS		W	D	H	W	D	H	W	H	IN 43.5	27.5	17.5	-	-	-	-	-	MM 1105	699	445	-	-	-	-	-
	OVERALL DIMENSIONS			SEAT DIMENSIONS			BACK DIMENSIONS																											
	W	D	H	W	D	H	W	H																										
	IN 43.5	27.5	17.5	-	-	-	-	-																										
MM 1105	699	445	-	-	-	-	-																											
RTA 1  1 per carton  																																		
List price																																		
 Rectangle Unit Unit weight: 37 LB 16.8 KG Carton weight: 47 LB 21.32 KG Carton volume: 9.5 FT³ 0.26 MT³	MVL13011	List price 487																																
	<table border="1"> <thead> <tr> <th colspan="3">OVERALL DIMENSIONS</th> <th colspan="3">SEAT DIMENSIONS</th> <th colspan="2">BACK DIMENSIONS</th> </tr> <tr> <th>W</th> <th>D</th> <th>H</th> <th>W</th> <th>D</th> <th>H</th> <th>W</th> <th>H</th> </tr> </thead> <tbody> <tr> <td>IN 40</td> <td>20</td> <td>17.5</td> <td>-</td> <td>-</td> <td>-</td> <td>-</td> <td>-</td> </tr> <tr> <td>MM 1016</td> <td>508</td> <td>445</td> <td>-</td> <td>-</td> <td>-</td> <td>-</td> <td>-</td> </tr> </tbody> </table>		OVERALL DIMENSIONS			SEAT DIMENSIONS			BACK DIMENSIONS		W	D	H	W	D	H	W	H	IN 40	20	17.5	-	-	-	-	-	MM 1016	508	445	-	-	-	-	-
	OVERALL DIMENSIONS			SEAT DIMENSIONS			BACK DIMENSIONS																											
	W	D	H	W	D	H	W	H																										
	IN 40	20	17.5	-	-	-	-	-																										
MM 1016	508	445	-	-	-	-	-																											
RTA 1  1 per carton  																																		
List price																																		
 Square Unit Unit weight: 22 LB 10 KG Carton weight: 28 LB 12.7 KG Carton volume: 5.25 FT³ 0.14 MT³	MVL13012	List price 366																																
	<table border="1"> <thead> <tr> <th colspan="3">OVERALL DIMENSIONS</th> <th colspan="3">SEAT DIMENSIONS</th> <th colspan="2">BACK DIMENSIONS</th> </tr> <tr> <th>W</th> <th>D</th> <th>H</th> <th>W</th> <th>D</th> <th>H</th> <th>W</th> <th>H</th> </tr> </thead> <tbody> <tr> <td>IN 20</td> <td>20</td> <td>17.5</td> <td>-</td> <td>-</td> <td>-</td> <td>-</td> <td>-</td> </tr> <tr> <td>MM 508</td> <td>508</td> <td>445</td> <td>-</td> <td>-</td> <td>-</td> <td>-</td> <td>-</td> </tr> </tbody> </table>		OVERALL DIMENSIONS			SEAT DIMENSIONS			BACK DIMENSIONS		W	D	H	W	D	H	W	H	IN 20	20	17.5	-	-	-	-	-	MM 508	508	445	-	-	-	-	-
	OVERALL DIMENSIONS			SEAT DIMENSIONS			BACK DIMENSIONS																											
	W	D	H	W	D	H	W	H																										
	IN 20	20	17.5	-	-	-	-	-																										
MM 508	508	445	-	-	-	-	-																											
RTA 1  1 per carton  																																		
List price																																		

CRAFT TABLES



STANDARD FEATURES

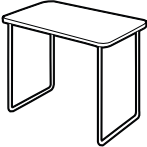
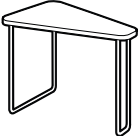
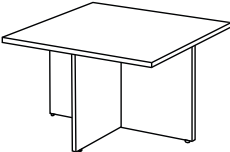
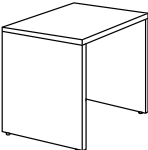
- Craft tables are the perfect partner to Craft seating products in creating casual meeting solutions for today's workplace and learning environments.
- Overtables are designed to overlap Craft seating units or to be used alone. Overtables are easy to move wherever needed.
- Coffee and side tables provide a convenient place to set your drinks, a light lunch or your personal devices during an impromptu discussion.
- Coffee and side tables help to anchor a space and provide nesting spaces to keep the area tidy when mobile Craft cubes are not in use.
- Side tables are optional with cutouts to accommodate to power or USB charging modules. Modules to be ordered separately.

FINISHES

- Docking tables may be ordered in any of the standard laminate finishes below; including two-tone where the top is in one finish and the base in another at no upcharge.
 - Overtable tops may be ordered in any of the standard laminate finishes below. Legs in are Chrome finish only.
- | | | | |
|-----|-----------------|-----|-----------------|
| ACJ | Absolute Acajou | NBL | Noce Bionco |
| ASN | Asian Night | NGL | Noce Grigio |
| AWC | Avant Cherry | NEL | Noce Leggero |
| AWH | Avant Honey | NML | Noce Medio |
| CMB | Clear Maple | SKC | Shaker Cherry |
| DES | Dark Espresso | TWL | Tiger Walnut |
| DWT | Designer White | WHC | White Chocolate |
| HGT | Hayden Grey | WCR | Winter Cherry |

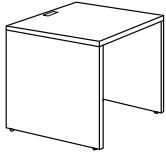
CONSTRUCTION

- **Docking tables:**
 - 1" thick thermally fused laminate surfaces with 2mm thick matching edgeband.
 - Equipped with levelers for uneven surfaces.
 - When square cubes are fully nested, the cubes extend 3" beyond the perimeter of the laminate as an invitation to be pulled out and used again.
- **Overtables:**
 - 1 1/16" thick thermally fused laminate top with matching self edge.
 - 1/2" diameter steel wire legs. Legs include clear polycarbonate glides.
 - Sized to overlap Craft seating.

CRAFT TABLES	MODEL #	DIMENSIONS IN MM W x D x H	WEIGHT LB KG	VOLUME FT ³ MT ³	LIST PRICE
	MVL13021	16 x 26 x 19 406 x 660 x 483	16.5 7.48	1.2 0.03	\$494
Rectangular Overtable					Lightweight table designed to overlap Craft seating units on pages 27-28. Shipped easy to assemble in 1 carton.
	MVL13022	5.25-16 x 26 x 19 133-406 x 660 x 483	12.5 5.67	1.2 0.03	\$458
Wedge Overtable					Lightweight table designed to overlap Craft seating units on pages 27-28. Top tapers from 16" at the wide end to 5.25" at the narrow end. Shipped easy to assemble in 1 carton.
	ML35SCDK	35 x 35 x 19.5 889 x 889 x 495	78 35.38	2.2 0.06	\$456
Square Cube Docking Table					Provides nesting space for four MVL13007 (round) or MVL13012 (square) Craft units. Assembly required.
	ML2418CDK	24 x 18.2 x 19.5 610 x 462 x 495	53 24.04	2.1 0.05	\$325
Single Docking Table					Provides nesting space for one MVL13007, MVL13012 or MVL13011 Craft units. Shipped assembled.

CRAFT TABLES MODEL # DIMENSIONS ^{IN}/_{MM} WEIGHT ^{LB}/_{KG} VOLUME ^{FT³}/_{MT³} LIST PRICE

W x D x H



Single Docking Table with cutout

ML2420CDKP	24 x 20.5 x 19.5 610 x 521 x 495	55 24.95	2.1 0.05	\$338
------------	-------------------------------------	-------------	-------------	--------------


Provides nesting space for one MVL13007, MVL13012 or MVL13011 Craft units. Inset back to hide cables and cut out designed to accept mini power model MVCOVSM2(S/B) OR MVCOV1U(S/B) ordered separately. Shipped assembled.

POWER / DATA

MVCOVSM2B	2.25 x 3.75 x 3.12 57 x 95 x 791.07	2.35 0.01	0.5	\$313
MVCOVSM2S	2.25 x 3.75 x 3.12 57 x 95 x 791.07	2.35 0.01	0.5	\$313

With USB Block

MVCOV1UB	2.25 x 3.75 x 3.12 57 x 95 x 791.07	2.35 0.01	0.5	\$494
MVCOV1US	2.25 x 3.75 x 3.12 57 x 95 x 791.07	2.35 0.01	0.5	\$494



Mini Power Block Mini Power/USB Block

Designed to retrofit into an existing grommet cut-out to bring power to the desktop. Fits in 3.27" x 1.9" cut-out (FOG, POG) and mounts to 0.5" to 2" thick surface. ETL listed. Available in Black (B) or Silver (S) as indicated by last character of model number. 9' power cord with 90° flat plug with 45° rotation.

MVCOVSM2B/S includes two 12A, 120 VAC spill resistant power receptacles.

MVCOV1UB/S includes one 12A, 120 VAC spill resistant power receptacle and two 2.1A (11W) USB charging ports.

DANIO



model MVL2720



model MVL2721

STANDARD FEATURES





- Canadian made task chairs.
- Hinged auto-adjust back with scuff resistant outer shroud.
- Thick foam and decorative stitch details.
- Standard with height adjustable T-arms with durable self-skinned urethane (SSU) armcaps (except armless models).
- Height adjustable chair is equipped with an adjustable Chrome footrest.
- Dual wheel carpet casters (C65) are standard.
- Can be upholstered in all Global grade 1 seating textiles with the exception of Luxhide (see page 148).
- Compliant with the emissions guidelines set by the GREENGUARD Environmental Institute.
- Limited Lifetime Warranty (5-year exceptions apply - see page 152).
- Weight capacity for this series is 300 lbs.

CHAIR ADJUSTMENTS

- Height adjustable back.
- Pneumatic seat height adjustment.
- Seat depth adjustment.

OPTIONAL FEATURES

- For hard surface flooring casters, please specify (C65R). Add \$21/set.
- Bantam is a durable, bleach cleanable (9:1) vinyl, but due to the stiff nature of the textile, this vinyl is prone to bunching and will not upholster as smoothly as other coverings in this series.

DESCRIPTION	MODEL# / FEATURES	List price																																				
 <p>Armless Task Unit weight: 21 LB 9.5 KG Carton weight: 24 LB 10.89 KG Carton volume: 4.9 FT³ 0.13 MT³</p>	<p>MVL2720 Fabric</p> <p>Ergonomic features: C, D, E, M, N</p>	251																																				
		<table border="1"> <thead> <tr> <th rowspan="2"></th> <th colspan="3">OVERALL DIMENSIONS</th> <th colspan="3">SEAT DIMENSIONS</th> <th colspan="2">BACK DIMENSIONS</th> </tr> <tr> <th>W</th> <th>D</th> <th>H</th> <th>W</th> <th>D</th> <th>H</th> <th>W</th> <th>H</th> </tr> </thead> <tbody> <tr> <td>IN</td> <td>18.5</td> <td>22.5</td> <td>34</td> <td>18.5</td> <td>16.5-18</td> <td>16-21</td> <td>17</td> <td>16-17.5</td> </tr> <tr> <td>MM</td> <td>470</td> <td>572</td> <td>864</td> <td>470</td> <td>419-457</td> <td>406-533</td> <td>432</td> <td>406-445</td> </tr> </tbody> </table>			OVERALL DIMENSIONS			SEAT DIMENSIONS			BACK DIMENSIONS		W	D	H	W	D	H	W	H	IN	18.5	22.5	34	18.5	16.5-18	16-21	17	16-17.5	MM	470	572	864	470	419-457	406-533	432	406-445
			OVERALL DIMENSIONS			SEAT DIMENSIONS			BACK DIMENSIONS																													
			W	D	H	W	D	H	W	H																												
IN	18.5	22.5	34	18.5	16.5-18	16-21	17	16-17.5																														
MM	470	572	864	470	419-457	406-533	432	406-445																														
<p>RTA 2 courier 1 per carton CANADA GREENGUARD</p>																																						
<p>Ergonomic features: C, D, E, M, N</p>		343																																				
 <p>Task w/Arms Unit weight: 33 LB 15 KG Carton weight: 36 LB 16.33 KG Carton volume: 5.75 FT³ 0.16 MT³</p>	<p>MVL2721 Fabric</p> <p>Ergonomic features: C, D, E, H, M, N</p>	343																																				
		<table border="1"> <thead> <tr> <th rowspan="2"></th> <th colspan="3">OVERALL DIMENSIONS</th> <th colspan="3">SEAT DIMENSIONS</th> <th colspan="2">BACK DIMENSIONS</th> </tr> <tr> <th>W</th> <th>D</th> <th>H</th> <th>W</th> <th>D</th> <th>H</th> <th>W</th> <th>H</th> </tr> </thead> <tbody> <tr> <td>IN</td> <td>24</td> <td>22.5</td> <td>34</td> <td>18.5</td> <td>16.5-18</td> <td>16-21</td> <td>17</td> <td>16-17.5</td> </tr> <tr> <td>MM</td> <td>610</td> <td>572</td> <td>864</td> <td>470</td> <td>419-457</td> <td>406-533</td> <td>432</td> <td>406-445</td> </tr> </tbody> </table>			OVERALL DIMENSIONS			SEAT DIMENSIONS			BACK DIMENSIONS		W	D	H	W	D	H	W	H	IN	24	22.5	34	18.5	16.5-18	16-21	17	16-17.5	MM	610	572	864	470	419-457	406-533	432	406-445
			OVERALL DIMENSIONS			SEAT DIMENSIONS			BACK DIMENSIONS																													
			W	D	H	W	D	H	W	H																												
IN	24	22.5	34	18.5	16.5-18	16-21	17	16-17.5																														
MM	610	572	864	470	419-457	406-533	432	406-445																														
<p>RTA 2 courier 1 per carton CANADA GREENGUARD</p>																																						
<p>Ergonomic features: C, D, E, H, M, N</p>		439																																				
 <p>Armless Height Adjustable Task Unit weight: 33 LB 15 KG Carton weight: 37 LB 16.78 KG Carton volume: 6.75 FT³ 0.19 MT³</p>	<p>MVL2723 Fabric</p> <p>Ergonomic features: C, D, E, M, N</p>	439																																				
		<table border="1"> <thead> <tr> <th rowspan="2"></th> <th colspan="3">OVERALL DIMENSIONS</th> <th colspan="3">SEAT DIMENSIONS</th> <th colspan="2">BACK DIMENSIONS</th> </tr> <tr> <th>W</th> <th>D</th> <th>H</th> <th>W</th> <th>D</th> <th>H</th> <th>W</th> <th>H</th> </tr> </thead> <tbody> <tr> <td>IN</td> <td>24</td> <td>22.5</td> <td>43</td> <td>18.5</td> <td>16.5-18</td> <td>23-33</td> <td>16.5</td> <td>16-17.5</td> </tr> <tr> <td>MM</td> <td>610</td> <td>572</td> <td>1092</td> <td>470</td> <td>419-457</td> <td>584-838</td> <td>419</td> <td>406-445</td> </tr> </tbody> </table>			OVERALL DIMENSIONS			SEAT DIMENSIONS			BACK DIMENSIONS		W	D	H	W	D	H	W	H	IN	24	22.5	43	18.5	16.5-18	23-33	16.5	16-17.5	MM	610	572	1092	470	419-457	584-838	419	406-445
			OVERALL DIMENSIONS			SEAT DIMENSIONS			BACK DIMENSIONS																													
			W	D	H	W	D	H	W	H																												
IN	24	22.5	43	18.5	16.5-18	23-33	16.5	16-17.5																														
MM	610	572	1092	470	419-457	584-838	419	406-445																														
<p>RTA 2 courier 1 per carton CANADA GREENGUARD</p>																																						
<p>Ergonomic features: C, D, E, M, N</p>		119																																				
 <p>Height Adjustable T-Arms - 1 pair Unit weight: 8 LB 3.6 KG Carton weight: 10 LB 4.54 KG Carton volume: 1.3 FT³ 0.03 MT³</p>	<p>MVL2784</p>	119																																				
		<table border="1"> <thead> <tr> <th rowspan="2"></th> <th colspan="3">OVERALL DIMENSIONS</th> <th colspan="3">SEAT DIMENSIONS</th> <th colspan="2">BACK DIMENSIONS</th> </tr> <tr> <th>W</th> <th>D</th> <th>H</th> <th>W</th> <th>D</th> <th>H</th> <th>W</th> <th>H</th> </tr> </thead> <tbody> <tr> <td>IN</td> <td>3</td> <td>10</td> <td>12</td> <td>-</td> <td>-</td> <td>-</td> <td>-</td> <td>-</td> </tr> <tr> <td>MM</td> <td>76</td> <td>254</td> <td>305</td> <td>-</td> <td>-</td> <td>-</td> <td>-</td> <td>-</td> </tr> </tbody> </table>			OVERALL DIMENSIONS			SEAT DIMENSIONS			BACK DIMENSIONS		W	D	H	W	D	H	W	H	IN	3	10	12	-	-	-	-	-	MM	76	254	305	-	-	-	-	-
			OVERALL DIMENSIONS			SEAT DIMENSIONS			BACK DIMENSIONS																													
			W	D	H	W	D	H	W	H																												
IN	3	10	12	-	-	-	-	-																														
MM	76	254	305	-	-	-	-	-																														
<p>RTA 00 courier 1 pair per carton (pricing is for the pair, specifications are for one arm)</p>																																						
<p>Ergonomic features: C, D, E, M, N</p>																																						

DASH



model OTG11760B

STANDARD FEATURES

- Multi-purpose guest/occasional chair.
- Durable welded four-legged steel frame.
- Black mesh back with Black mesh fabric (MS20) seat.
- Nylon armcaps.
- Generous proportions.
- Compliant with the emissions guidelines set by the GREENGUARD Environmental Institute.
- Shipped knocked down (KD) - easy to assemble.
- Limited Lifetime Warranty (2-year exceptions apply - see page 152).
- Weight capacity for this series is 300 lbs.

DESCRIPTION

MODEL# / FEATURES



Guest Chair, Mesh Back and Uph Seat

Unit weight: 21 LB | 9.5 KG
 Carton weight: 26 LB | 11.79 KG
 Carton volume: 3.9 FT³ | 0.11 MT³

Ergonomic features:
 M, N

List price

OTG11760B 335

OVERALL DIMENSIONS

	W	D	H
IN	23.5	23.5	34
MM	597	597	864

SEAT DIMENSIONS

	W	D	H
IN	19.5	17.5	17.5
MM	495	445	445

BACK DIMENSIONS

	W	H
IN	19	16.5
MM	483	419



1 per carton



DORI 2



model OTG1220B

STANDARD FEATURES

- Multi-purpose stacking chairs.
- Strong welded steel frame in Chrome finish.
- Durable and easy to clean polypropylene back and seat. Available in Black only.
- Armchair has fiberglass reinforced polypropylene arms.
- Stackable up to 5 high on floor.
- Shipped fully assembled.
- Compliant with the emissions guidelines set by the GREENGUARD Environmental Institute.
- Limited Lifetime Warranty (2-year exceptions apply - see page 152).
- Weight capacity for this series is 300 lbs.

DESCRIPTION

MODEL# / FEATURES



Stacking Armchair

Unit weight: 15 LB | 6.8 KG
 Carton weight: 17 LB | 7.71 KG
 Carton volume: 14.5 FT³ | 0.41 MT³

Stacks 5 high.

List price

OTG1220B 232

OVERALL DIMENSIONS

	W	D	H
IN	22.5	21	30.5
MM	572	533	775

SEAT DIMENSIONS

	W	D	H
IN	16.5	16	16
MM	419	406	406

BACK DIMENSIONS

	W	H
IN	18	15.5
MM	457	394



4 per carton (pricing and specifications are for one chair)



Armless Stacking Chair

Unit weight: 13 LB | 5.9 KG
 Carton weight: 15 LB | 6.8 KG
 Carton volume: 12.25 FT³ | 0.34 MT³

Stacks 5 high.

List price

OTG1221B 214

OVERALL DIMENSIONS

	W	D	H
IN	18	21	30.5
MM	457	533	775

SEAT DIMENSIONS

	W	D	H
IN	16.5	16	16
MM	419	406	406

BACK DIMENSIONS

	W	H
IN	18	15.5
MM	457	394



4 per carton (pricing and specifications are for one chair)



EOR









model OTG3930B



model OTG3920B

STANDARD FEATURES

- Multi-purpose guest chair.
- Durable steel four-legged frame.
- Contoured back and seat cushions with waterfall seat edge.
- Welcoming soft self-skinned polyurethane armcaps.
- Seat shroud provides a clean overall finish.
- Seating surfaces are upholstered in Black Luxhide bonded leather.
- Mesh back is available in Black only.
- Compliant with the emissions guidelines set by the GREENGUARD Environmental Institute.
- Limited Lifetime Warranty (2-year exceptions apply - see page 152).
- Weight capacity for this series is 300 lbs.

DESCRIPTION	MODEL# / FEATURES																																				
 <p>Upholstered Guest Chair Unit weight: 26 LB 11.8 KG Carton weight: 31 LB 14.06 KG Carton volume: 4.8 FT³ 0.13 MT³</p>	<p>List price</p> <p>OTG3920B 366</p>																																				
	<table border="1"> <thead> <tr> <th rowspan="2"></th> <th colspan="3">OVERALL DIMENSIONS</th> <th colspan="3">SEAT DIMENSIONS</th> <th colspan="2">BACK DIMENSIONS</th> </tr> <tr> <th>W</th> <th>D</th> <th>H</th> <th>W</th> <th>D</th> <th>H</th> <th>W</th> <th>H</th> </tr> </thead> <tbody> <tr> <td>IN</td> <td>24</td> <td>24.5</td> <td>34</td> <td>19</td> <td>19</td> <td>19</td> <td>18.5</td> <td>16</td> </tr> <tr> <td>MM</td> <td>610</td> <td>622</td> <td>864</td> <td>483</td> <td>483</td> <td>483</td> <td>470</td> <td>406</td> </tr> </tbody> </table>		OVERALL DIMENSIONS			SEAT DIMENSIONS			BACK DIMENSIONS		W	D	H	W	D	H	W	H	IN	24	24.5	34	19	19	19	18.5	16	MM	610	622	864	483	483	483	470	406	<p>Ergonomic features: M, N</p> <p>RTA 8  1 per carton </p>
			OVERALL DIMENSIONS			SEAT DIMENSIONS			BACK DIMENSIONS																												
W		D	H	W	D	H	W	H																													
IN	24	24.5	34	19	19	19	18.5	16																													
MM	610	622	864	483	483	483	470	406																													
 <p>Mesh Back Guest Chair Unit weight: 20 LB 9.1 KG Carton weight: 28 LB 12.7 KG Carton volume: 5.25 FT³ 0.14 MT³</p>	<p>List price</p> <p>OTG3930B 366</p>																																				
<table border="1"> <thead> <tr> <th rowspan="2"></th> <th colspan="3">OVERALL DIMENSIONS</th> <th colspan="3">SEAT DIMENSIONS</th> <th colspan="2">BACK DIMENSIONS</th> </tr> <tr> <th>W</th> <th>D</th> <th>H</th> <th>W</th> <th>D</th> <th>H</th> <th>W</th> <th>H</th> </tr> </thead> <tbody> <tr> <td>IN</td> <td>24.75</td> <td>24</td> <td>34.25</td> <td>19</td> <td>19</td> <td>19</td> <td>18</td> <td>17</td> </tr> <tr> <td>MM</td> <td>629</td> <td>610</td> <td>870</td> <td>483</td> <td>483</td> <td>483</td> <td>457</td> <td>432</td> </tr> </tbody> </table>		OVERALL DIMENSIONS			SEAT DIMENSIONS			BACK DIMENSIONS		W	D	H	W	D	H	W	H	IN	24.75	24	34.25	19	19	19	18	17	MM	629	610	870	483	483	483	457	432	<p>Ergonomic features: M, N</p> <p>RTA 8  1 per carton </p>	
		OVERALL DIMENSIONS			SEAT DIMENSIONS			BACK DIMENSIONS																													
	W	D	H	W	D	H	W	H																													
IN	24.75	24	34.25	19	19	19	18	17																													
MM	629	610	870	483	483	483	457	432																													

FINCH



model MVL11703



model MVL11704

STANDARD FEATURES



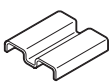
- Oval tube steel frame available in monochromatic Black only.
- Molded plastic seat and outer back shell.
- All models stack 8 high on the floor.
- Stacked chairs may leave frame impressions in chair(s) below.
- Ganging clamp model MVL11705 can be used on Finch models. Use one clamp for armless model. Use two clamps on armchair applied on front and rear legs.
- Can be upholstered in all Global grade 1 seating textiles or in Luxhide bonded leather (see page 148).
- Compliant with the emissions guidelines set by the GREENGUARD Environmental Institute.
- Limited Lifetime Warranty (5-year exceptions apply - see page 152).
- Weight capacity for this series is 300 lbs.

OPTIONAL FEATURES

- For hard surface flooring, please specify non-marking glides (NM). No upcharge.

ALTERNATE TEXTILE OPTIONS

- Graded-in textiles are available. No minimum quantities. Contact Customer Service for pricing.

DESCRIPTION	MODEL# / FEATURES	List price																																	
 <p>Stacking Armchair Unit weight: 16 LB 7.3 KG Carton weight: 17.33 LB 7.86 KG Carton volume: 14.5 FT³ 0.41 MT³</p>	<p>MVL11703</p> <p>Upholstered seat and back. Stacks 8 high on floor or dolly.</p>	286																																	
		<table border="1"> <thead> <tr> <th colspan="3">OVERALL DIMENSIONS</th> <th colspan="3">SEAT DIMENSIONS</th> <th colspan="2">BACK DIMENSIONS</th> </tr> <tr> <th>W</th> <th>D</th> <th>H</th> <th>W</th> <th>D</th> <th>H</th> <th>W</th> <th>H</th> </tr> </thead> <tbody> <tr> <td>IN 21.25</td> <td>23</td> <td>32</td> <td>18</td> <td>18</td> <td>18</td> <td>18</td> <td>14</td> </tr> <tr> <td>MM 540</td> <td>584</td> <td>813</td> <td>457</td> <td>457</td> <td>457</td> <td>457</td> <td>356</td> </tr> </tbody> </table>		OVERALL DIMENSIONS			SEAT DIMENSIONS			BACK DIMENSIONS		W	D	H	W	D	H	W	H	IN 21.25	23	32	18	18	18	18	14	MM 540	584	813	457	457	457	457	356
		OVERALL DIMENSIONS			SEAT DIMENSIONS			BACK DIMENSIONS																											
W	D	H	W	D	H	W	H																												
IN 21.25	23	32	18	18	18	18	14																												
MM 540	584	813	457	457	457	457	356																												
<p>RTA 00 3 per carton (pricing and specifications are for one chair)</p>																																			
 <p>Armless Stacking Chair Unit weight: 15 LB 6.8 KG Carton weight: 16.67 LB 7.56 KG Carton volume: 14.5 FT³ 0.41 MT³</p>	<p>MVL11704</p> <p>Upholstered seat and back. Stacks 8 high on floor or dolly.</p>	263																																	
		<table border="1"> <thead> <tr> <th colspan="3">OVERALL DIMENSIONS</th> <th colspan="3">SEAT DIMENSIONS</th> <th colspan="2">BACK DIMENSIONS</th> </tr> <tr> <th>W</th> <th>D</th> <th>H</th> <th>W</th> <th>D</th> <th>H</th> <th>W</th> <th>H</th> </tr> </thead> <tbody> <tr> <td>IN 21</td> <td>23</td> <td>30.5</td> <td>18</td> <td>15</td> <td>18.5</td> <td>17</td> <td>14.5</td> </tr> <tr> <td>MM 533</td> <td>584</td> <td>775</td> <td>457</td> <td>381</td> <td>470</td> <td>432</td> <td>368</td> </tr> </tbody> </table>		OVERALL DIMENSIONS			SEAT DIMENSIONS			BACK DIMENSIONS		W	D	H	W	D	H	W	H	IN 21	23	30.5	18	15	18.5	17	14.5	MM 533	584	775	457	381	470	432	368
		OVERALL DIMENSIONS			SEAT DIMENSIONS			BACK DIMENSIONS																											
W	D	H	W	D	H	W	H																												
IN 21	23	30.5	18	15	18.5	17	14.5																												
MM 533	584	775	457	381	470	432	368																												
<p>RTA 00 3 per carton (pricing and specifications are for one chair)</p>																																			
 <p>Ganging Clamp Unit weight: 0.25 LB 0.1 KG Carton weight: 0.3 LB 0.14 KG Carton volume: 0.08 FT³ 0.002 MT³</p>	<p>MVL11705</p>	65																																	
		<table border="1"> <thead> <tr> <th colspan="3">OVERALL DIMENSIONS</th> <th colspan="3">SEAT DIMENSIONS</th> <th colspan="2">BACK DIMENSIONS</th> </tr> <tr> <th>W</th> <th>D</th> <th>H</th> <th>W</th> <th>D</th> <th>H</th> <th>W</th> <th>H</th> </tr> </thead> <tbody> <tr> <td>IN 3.41</td> <td>3.16</td> <td>0.75</td> <td>-</td> <td>-</td> <td>-</td> <td>-</td> <td>-</td> </tr> <tr> <td>MM 87</td> <td>80</td> <td>19</td> <td>-</td> <td>-</td> <td>-</td> <td>-</td> <td>-</td> </tr> </tbody> </table>		OVERALL DIMENSIONS			SEAT DIMENSIONS			BACK DIMENSIONS		W	D	H	W	D	H	W	H	IN 3.41	3.16	0.75	-	-	-	-	-	MM 87	80	19	-	-	-	-	-
		OVERALL DIMENSIONS			SEAT DIMENSIONS			BACK DIMENSIONS																											
W	D	H	W	D	H	W	H																												
IN 3.41	3.16	0.75	-	-	-	-	-																												
MM 87	80	19	-	-	-	-	-																												
<p>RTA 00 10 per carton (pricing and specifications are for one clamp)</p>																																			

FLINT



model OTG10930

STANDARD FEATURES





- Mesh back synchro-tilter chair.
- Unique translucent grid offers additional support and a distinct look.
- Standard with height adjustable T-arms with self-skinned urethane (SSU) armcaps.
- Black base with dual wheel carpet casters (C1) is standard.
- Seat is upholstered in Black, Quilt (QL10) with Black mesh back.
- Compliant with the emissions guidelines set by the GREENGUARD Environmental Institute.
- Limited Lifetime Warranty (2-year exceptions apply - see page 152).
- Weight capacity for this series is 300 lbs.

CHAIR ADJUSTMENTS

- Synchro tilt with upright position tilt lock.
- Tilt tension adjustment.
- Pneumatic seat height adjustment.

OPTIONAL FEATURES

- Hard surface flooring casters (**C65R**) can be purchased separately. Add \$96/set.

DESCRIPTION		MODEL# / FEATURES							
 <p>High Back Synchro-Tilter Unit weight: 32 LB 14.5 KG Carton weight: 42 LB 19.05 KG Carton volume: 4.1 FT³ 0.11 MT³</p>	<p>OTG10930</p> <p>Ergonomic features: A, B, C, H, L, M, N</p>	List price							
		536							
		OVERALL DIMENSIONS			SEAT DIMENSIONS			BACK DIMENSIONS	
		W	D	H	W	D	H	W	H
IN 25.5 MM 648	23 584	40 1016	19.5 495	17.5 445	17-21 432-533	18 457	21 533		
			 1 per carton						

FORMAT



model MVL3191



model MVL3192

STANDARD FEATURES

- Synchro-tilter chairs with mesh back and upholstered seat. Canadian made.
- Standard with height and width adjustable arms with soft self-skinned urethane (SSU) armcaps that slide forward and backward.
- Dual wheel carpet casters (C1) are standard.
- Air flow mesh back is available in Black only.
- Seating surface can be upholstered in Luxhide bonded leather, in various colors or in all Global grade 1 seating textiles (see page 148).
- MVL3192 features an adjustable headrest which tilts and moves up and down to fit comfortably into the curve of the neck.
- Compliant with the emissions guidelines set by the GREENGUARD Environmental Institute.
- Limited Lifetime Warranty (5-year exceptions apply - see page 152).
- Weight capacity for this series is 300 lbs.

CHAIR ADJUSTMENTS



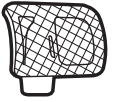
- Synchro tilt with upright position tilt lock.
- Tilt tension adjustment.
- Ratchet back height and headrest adjustment.
- Pneumatic seat height adjustment.

OPTIONAL FEATURES

- For hard surface flooring casters, please specify (C9R). Add \$21/set.

ALTERNATE TEXTILE OPTIONS

- Graded-in textiles are available (seat only). No minimum quantities. Contact Customer Service for pricing.

DESCRIPTION	MODEL# / FEATURES																																			
 <p>High Back Synchro-Tilter, Mesh Back and Uph Seat Unit weight: 43 LB 19.5 KG Carton weight: 54 LB 24.49 KG Carton volume: 10.5 FT³ 0.29 MT³</p>	<p>List price</p> <p>MVL3191 633 Luxhide bonded leather or fabric (previously MVL3191F)</p> <table border="1"> <thead> <tr> <th rowspan="2"></th> <th colspan="3">OVERALL DIMENSIONS</th> <th colspan="3">SEAT DIMENSIONS</th> <th colspan="2">BACK DIMENSIONS</th> </tr> <tr> <th>W</th> <th>D</th> <th>H</th> <th>W</th> <th>D</th> <th>H</th> <th>W</th> <th>H</th> </tr> </thead> <tbody> <tr> <td>IN</td> <td>24.5</td> <td>23</td> <td>43</td> <td>19.5</td> <td>17.5</td> <td>16-21</td> <td>17.5</td> <td>23-25.5</td> </tr> <tr> <td>MM</td> <td>622</td> <td>584</td> <td>1092</td> <td>495</td> <td>445</td> <td>406-533</td> <td>445</td> <td>584-648</td> </tr> </tbody> </table> <p>Ergonomic features: A, B, C, D, H, L, M, N, Q</p> <p>RTA 2 courier 1 per carton CANADA CERTIFIED GREENGUARD</p>		OVERALL DIMENSIONS			SEAT DIMENSIONS			BACK DIMENSIONS		W	D	H	W	D	H	W	H	IN	24.5	23	43	19.5	17.5	16-21	17.5	23-25.5	MM	622	584	1092	495	445	406-533	445	584-648
			OVERALL DIMENSIONS			SEAT DIMENSIONS			BACK DIMENSIONS																											
W		D	H	W	D	H	W	H																												
IN	24.5	23	43	19.5	17.5	16-21	17.5	23-25.5																												
MM	622	584	1092	495	445	406-533	445	584-648																												
 <p>High Back Synchro-Tilter w/Headrest, Mesh Back and Uph Seat Unit weight: 45 LB 20.5 KG Carton weight: 56 LB 25.4 KG Carton volume: 11 FT³ 0.31 MT³</p>	<p>List price</p> <p>MVL3192 704 Luxhide bonded leather or fabric (previously MVL3192F)</p> <table border="1"> <thead> <tr> <th rowspan="2"></th> <th colspan="3">OVERALL DIMENSIONS</th> <th colspan="3">SEAT DIMENSIONS</th> <th colspan="2">BACK DIMENSIONS</th> </tr> <tr> <th>W</th> <th>D</th> <th>H</th> <th>W</th> <th>D</th> <th>H</th> <th>W</th> <th>H</th> </tr> </thead> <tbody> <tr> <td>IN</td> <td>24.5</td> <td>23</td> <td>50.5</td> <td>19.5</td> <td>17.5</td> <td>16-21</td> <td>17.5</td> <td>30-32.5</td> </tr> <tr> <td>MM</td> <td>622</td> <td>584</td> <td>1283</td> <td>495</td> <td>445</td> <td>406-533</td> <td>445</td> <td>762-826</td> </tr> </tbody> </table> <p>Ergonomic features: A, B, C, D, H, L, M, N, Q</p> <p>RTA 2 courier 1 per carton CANADA CERTIFIED GREENGUARD</p>		OVERALL DIMENSIONS			SEAT DIMENSIONS			BACK DIMENSIONS		W	D	H	W	D	H	W	H	IN	24.5	23	50.5	19.5	17.5	16-21	17.5	30-32.5	MM	622	584	1283	495	445	406-533	445	762-826
			OVERALL DIMENSIONS			SEAT DIMENSIONS			BACK DIMENSIONS																											
W		D	H	W	D	H	W	H																												
IN	24.5	23	50.5	19.5	17.5	16-21	17.5	30-32.5																												
MM	622	584	1283	495	445	406-533	445	762-826																												
 <p>Headrest for Format Chairs Unit weight: 1 LB 0.5 KG Carton weight: 2 LB 0.91 KG Carton volume: 0.5 FT³ 0.01 MT³</p>	<p>List price</p> <p>MVL3196 72</p> <table border="1"> <thead> <tr> <th rowspan="2"></th> <th colspan="3">OVERALL DIMENSIONS</th> <th colspan="3">SEAT DIMENSIONS</th> <th colspan="2">BACK DIMENSIONS</th> </tr> <tr> <th>W</th> <th>D</th> <th>H</th> <th>W</th> <th>D</th> <th>H</th> <th>W</th> <th>H</th> </tr> </thead> <tbody> <tr> <td>IN</td> <td>11.25</td> <td>4.5</td> <td>9</td> <td>-</td> <td>-</td> <td>-</td> <td>-</td> <td>-</td> </tr> <tr> <td>MM</td> <td>286</td> <td>114</td> <td>229</td> <td>-</td> <td>-</td> <td>-</td> <td>-</td> <td>-</td> </tr> </tbody> </table> <p>Easily attaches to MVL3191.</p> <p>Available in Black mesh only.</p> <p>RTA 00 courier 1 per carton GREENGUARD</p>		OVERALL DIMENSIONS			SEAT DIMENSIONS			BACK DIMENSIONS		W	D	H	W	D	H	W	H	IN	11.25	4.5	9	-	-	-	-	-	MM	286	114	229	-	-	-	-	-
	OVERALL DIMENSIONS			SEAT DIMENSIONS			BACK DIMENSIONS																													
	W	D	H	W	D	H	W	H																												
IN	11.25	4.5	9	-	-	-	-	-																												
MM	286	114	229	-	-	-	-	-																												

FULL-TIME



model MVL2900

STANDARD FEATURES

- Canadian made, ergonomic seating.
- Extra thick seat foam and contoured back.
- Standard with height and width adjustable arms with self-skinned urethane (SSU) armcaps.
- Dual wheel carpet casters (C65) are standard.
- Can be upholstered in all Global grade 1 seating textiles with the exception of Luxhide (see page 148).
- Compliant with the emissions guidelines set by the GREENGUARD Environmental Institute.
- Limited Lifetime Warranty (5-year exceptions apply - see page 152).
- Weight capacity for this series is 300 lbs.

CHAIR ADJUSTMENTS

- Multi-tilter with infinite position tilt lock.
- Infinite position back and seat angle adjustments, including forward tilt.
- Back height adjustment.
- Pneumatic seat height adjustment.

OPTIONAL FEATURES

- For hard surface flooring casters, please specify (C65R). Add \$21/set.
- For optional sliding seat depth adjustment, please specify (MD). Add \$32.

ALTERNATE TEXTILE OPTIONS

- Graded-in textiles are available. No minimum quantities. Contact Customer Service for pricing.
- Bantam is a durable, bleach cleanable (9:1) vinyl, but due to the stiff nature of the textile, this vinyl is prone to bunching and will not upholster as smoothly as other coverings in this series.

DESCRIPTION

MODEL# / FEATURES



Medium Back Multi-Tilter
 Unit weight: 50 LB | 22.7 KG
 Carton weight: 56 LB | 25.4 KG
 Carton volume: 10.5 FT³ | 0.29 M³

List price	
MVL2900	582
Fabric	

Ergonomic features:
 A, B, C, D, F, G, H, M, N, Q

	OVERALL DIMENSIONS			SEAT DIMENSIONS			BACK DIMENSIONS	
	W	D	H	W	D	H	W	H
IN	24.5	25	41	19.5	19	17.5-21.5	20	20-22
MM	622	635	1041	495	483	445-546	508	508-559



1 per carton



GENNEX



model OTG11340



model OTG11341

STANDARD FEATURES

- Multi-purpose guest/nesting chairs feature a flip up seat allowing chairs to stack horizontally.
- Durable Black steel frame.
- Black mesh back.
- Models with arms or without arms are available. Armchair features Black polyurethane armcaps.
- Dual wheel carpet casters are standard.
- Seat can be upholstered in all Global grade 1 seating textiles or in Luxhide bonded leather (see page 148).
- Compliant with the emissions guidelines set by the GREENGUARD Environmental Institute.
- Limited Lifetime Warranty (5-year exceptions apply - see page 152).
- Weight capacity for this series is 300 lbs.

OPTIONAL FEATURES

- Hard surface flooring casters (**C9RSET4**) can be purchased separately. Add \$76/set.

ALTERNATE TEXTILE OPTIONS

- Graded-in textiles are available (seat only). No minimum quantities. Contact Customer Service for pricing.

DESCRIPTION

MODEL# / FEATURES



Nesting Guest Armchair w/Casters, Mesh Back and Uph Seat

Unit weight: 24 LB | 10.9 KG
 Carton weight: 29 LB | 13.15 KG
 Carton volume: 15.75 FT³ | 0.44 MT³

Ergonomic features:
 M, N

List price

OTG11340 568

	OVERALL DIMENSIONS			SEAT DIMENSIONS			BACK DIMENSIONS	
	W	D	H	W	D	H	W	H
IN	25.5	22	33	17.5	16.5	20.5	17	15
MM	648	559	838	445	419	521	432	381



2 per carton (pricing and specifications are for one chair)



Armless Nesting Guest Chair w/Casters, Mesh Back and Uph Seat

Unit weight: 21 LB | 9.5 KG
 Carton weight: 25.5 LB | 11.57 KG
 Carton volume: 13.25 FT³ | 0.37 MT³

Ergonomic features:
 M, N

List price

OTG11341 511

	OVERALL DIMENSIONS			SEAT DIMENSIONS			BACK DIMENSIONS	
	W	D	H	W	D	H	W	H
IN	22	22	33	17.5	16.5	20.5	17	15
MM	559	559	838	445	419	521	432	381



2 per carton (pricing and specifications are for one chair)



GEO



model OTG11641B

STANDARD FEATURES




- Value priced, quality mesh seating.
- Scuff resistant arched base.
- Standard with height adjustable arms with durable self-skinned urethane (SSU) armcaps.
- Tilter chair features fixed loop style polypropylene arms.
- Dual wheel carpet casters (C65) are standard.
- All models have a Black mesh back.
- Seat is upholstered in Black mesh fabric (MS20).
- Compliant with the emissions guidelines set by the GREENGUARD Environmental Institute.
- Limited Lifetime Warranty (2-year exceptions apply - see page 152).
- Weight capacity for this series is 300 lbs.

CHAIR ADJUSTMENTS

- **Tilter chair**
 - Center tilt with upright position tilt lock.
 - Tilt tension adjustment.
 - Pneumatic seat height adjustment.
- **Synchro-tilter chair**
 - Synchro tilt with upright position tilt lock.
 - Tilt tension adjustment.
 - Pneumatic seat height adjustment.

OPTIONAL FEATURES

- Hard surface flooring casters (**C65R**) can be purchased separately. Add \$96/set.

DESCRIPTION	MODEL# / FEATURES	List price																																																																																
 <p>LB Tilter, Mesh Back and Uph Seat Unit weight: 26 LB 11.8 KG Carton weight: 30 LB 13.61 KG Carton volume: 3.75 FT³ 0.1 MT³</p>	<p>OTG11636B Black mesh fabric</p> <p>Ergonomic features: A, B, C, M, N, S</p>	<table border="1"> <thead> <tr> <th colspan="3">OVERALL DIMENSIONS</th> <th colspan="3">SEAT DIMENSIONS</th> <th colspan="2">BACK DIMENSIONS</th> </tr> <tr> <th>W</th> <th>D</th> <th>H</th> <th>W</th> <th>D</th> <th>H</th> <th>W</th> <th>H</th> </tr> </thead> <tbody> <tr> <td>IN 22</td> <td>21</td> <td>38</td> <td>18.5</td> <td>16.5</td> <td>16.5-20.5</td> <td>17.5</td> <td>19</td> </tr> <tr> <td>MM 559</td> <td>533</td> <td>965</td> <td>470</td> <td>419</td> <td>419-521</td> <td>445</td> <td>483</td> </tr> </tbody> </table>			OVERALL DIMENSIONS			SEAT DIMENSIONS			BACK DIMENSIONS		W	D	H	W	D	H	W	H	IN 22	21	38	18.5	16.5	16.5-20.5	17.5	19	MM 559	533	965	470	419	419-521	445	483	<p>RTA 8</p>	<p>courier</p>	<p>1 per carton</p>		<p>List price</p> <p>OTG11641B Black mesh fabric</p> <p>Ergonomic features: A, B, C, H, L, M, N</p>			<table border="1"> <thead> <tr> <th colspan="3">OVERALL DIMENSIONS</th> <th colspan="3">SEAT DIMENSIONS</th> <th colspan="2">BACK DIMENSIONS</th> </tr> <tr> <th>W</th> <th>D</th> <th>H</th> <th>W</th> <th>D</th> <th>H</th> <th>W</th> <th>H</th> </tr> </thead> <tbody> <tr> <td>IN 25</td> <td>23</td> <td>43</td> <td>20</td> <td>17.5</td> <td>16-20</td> <td>18</td> <td>25</td> </tr> <tr> <td>MM 635</td> <td>584</td> <td>1092</td> <td>508</td> <td>445</td> <td>406-508</td> <td>457</td> <td>635</td> </tr> </tbody> </table>			OVERALL DIMENSIONS			SEAT DIMENSIONS			BACK DIMENSIONS		W	D	H	W	D	H	W	H	IN 25	23	43	20	17.5	16-20	18	25	MM 635	584	1092	508	445	406-508	457	635	<p>RTA 8</p>	<p>courier</p>	<p>1 per carton</p>	
		OVERALL DIMENSIONS			SEAT DIMENSIONS			BACK DIMENSIONS																																																																										
W	D	H	W	D	H	W	H																																																																											
IN 22	21	38	18.5	16.5	16.5-20.5	17.5	19																																																																											
MM 559	533	965	470	419	419-521	445	483																																																																											
OVERALL DIMENSIONS			SEAT DIMENSIONS			BACK DIMENSIONS																																																																												
W	D	H	W	D	H	W	H																																																																											
IN 25	23	43	20	17.5	16-20	18	25																																																																											
MM 635	584	1092	508	445	406-508	457	635																																																																											

HARDY



model OTG13080

STANDARD FEATURES









- Light lounge swivel chair.
- Aluminum base with Chrome finished cylinder
- Black nylon glides are standard on model OTG13080.
- Dual wheel casters are standard on model OTG13081. Acceptable for use on hard surface flooring.
- Can be upholstered in all Global grade 1 seating textiles or in Luxhide bonded leather (see page 148).
- Limited Lifetime Warranty (5-year exceptions apply - see page 152).
- Weight capacity for this series is 300 lbs.

CHAIR ADJUSTMENTS

- Pneumatic seat height adjustment.

ALTERNATE TEXTILE OPTIONS

- Graded-in textiles are available. No minimum quantities. Contact Customer Service for pricing.

DESCRIPTION	MODEL# / FEATURES	List price								
 <p>Swivel Lounge w/Glides Unit weight: 27 LB 12.3 KG Carton weight: 32 LB 14.51 KG Carton volume: 9.25 FT³ 0.26 MT³</p>	<p>OTG13080</p> <p>Ergonomic features: C, M, N</p>	1017								
		OVERALL DIMENSIONS			SEAT DIMENSIONS			BACK DIMENSIONS		
		W	D	H	W	D	H	W	H	
		IN 25 MM 635	26 660	33 838	15.5 394	17.5 445	16.5-20.5 419-521	14 356	14.5 368	
				 1 per carton						
 <p>Swivel Lounge w/Casters Unit weight: 27 LB 12.3 KG Carton weight: 32 LB 14.51 KG Carton volume: 9.25 FT³ 0.26 MT³</p>	<p>OTG13081</p> <p>Ergonomic features: C, M, N</p>	1017								
		OVERALL DIMENSIONS			SEAT DIMENSIONS			BACK DIMENSIONS		
		W	D	H	W	D	H	W	H	
		IN 25 MM 635	26 660	33 838	15.5 394	17.5 445	16.5-20.5 419-521	14 356	14.5 368	
				 1 per carton						

IBEX



model MVL2801



model MVL2814



model MVL2807



model MVL2809

STANDARD FEATURES

- Ergonomic mesh seating designed to promote good posture and provide maximum comfort. Designed by Zooney Chu, Canadian made.
- Available with four different mechanism options: synchro-tilter, multi-tilter, tilter and task. Height adjustable chairs available with task mechanism only.
- Standard with height adjustable T-arms with self-skinned urethane (SSU) armcaps (except armless and guest chairs).
- Dual wheel carpet casters (C1) are standard (except four-legged guest chairs).
- Guest chairs have polymer armcaps (except armless models), a welded steel wall saver frame and are shipped fully assembled.
- Mesh back and mesh seat models can only be upholstered in Black mesh (MS69).
- Mesh back and upholstered seat models: Mesh back is available in Black (MS69) only and seating surface can be upholstered in Luxhide bonded leather (various colors) or in all Global grade 1 seating textiles (see page 148).
- Compliant with the emissions guidelines set by the GREENGUARD Environmental Institute.
- Limited Lifetime Warranty (5-year exceptions apply - see page 152).
- Weight capacity for this series is 300 lbs.

CHAIR ADJUSTMENTS









- **Synchro-tilter chairs**
 - Synchro tilt with multi-position tilt lock.
 - Tilt tension adjustment.
 - Adjustable lumbar support.
 - Pneumatic seat height adjustment.
- **Multi-tilter chairs**
 - Infinite position tilt lock.
 - Tilt tension adjustment.
 - Infinite back and seat angle adjustment.
 - Adjustable lumbar support.
 - Pneumatic seat height adjustment.
- **Tilter chairs**
 - Center tilt with upright position tilt lock.
 - Tilt tension adjustment.
 - Seat depth adjustment.
 - Adjustable lumbar support.
 - Pneumatic seat height adjustment.
- **Task chairs**
 - Seat depth adjustment.
 - Adjustable lumbar support.
 - Pneumatic seat height adjustment.
- **Height adjustable chairs**
 - Task mechanism.
 - Adjustable lumbar support.
 - Pneumatic seat height adjustment.
 - Height adjustable Chrome footrest.

OPTIONAL FEATURES

- For hard surface flooring casters, please specify (C9R). Add \$21/set.
- For optional sliding seat depth adjustment on multi-tilter chairs, please specify (MD). Add \$32.

ALTERNATE TEXTILE OPTIONS

- Graded-in textiles are available. No minimum quantities. Contact Customer Service for pricing.

DESCRIPTION	MODEL# / FEATURES																																
 <p>Synchro-Tilter, Mesh Back and Uph Seat Unit weight: 42 LB 19.1 KG Carton weight: 51 LB 23.13 KG Carton volume: 10.5 FT³ 0.29 MT³</p>	<p>List price</p> <p>MVL2801 710 Luxhide bonded leather or fabric (previously MVL2801F)</p> <table border="1"> <thead> <tr> <th colspan="3">OVERALL DIMENSIONS</th> <th colspan="3">SEAT DIMENSIONS</th> <th colspan="2">BACK DIMENSIONS</th> </tr> <tr> <th>W</th> <th>D</th> <th>H</th> <th>W</th> <th>D</th> <th>H</th> <th>W</th> <th>H</th> </tr> </thead> <tbody> <tr> <td>IN 26</td> <td>26.5</td> <td>39.5</td> <td>20</td> <td>18.5</td> <td>16.5-21.5</td> <td>19.5</td> <td>20.5</td> </tr> <tr> <td>MM 660</td> <td>673</td> <td>1003</td> <td>508</td> <td>470</td> <td>419-546</td> <td>495</td> <td>521</td> </tr> </tbody> </table> <p>Ergonomic features: A, B, C, D, H, L, M, N</p> <p>RTA 2  1 per carton  </p>	OVERALL DIMENSIONS			SEAT DIMENSIONS			BACK DIMENSIONS		W	D	H	W	D	H	W	H	IN 26	26.5	39.5	20	18.5	16.5-21.5	19.5	20.5	MM 660	673	1003	508	470	419-546	495	521
	OVERALL DIMENSIONS			SEAT DIMENSIONS			BACK DIMENSIONS																										
W	D	H	W	D	H	W	H																										
IN 26	26.5	39.5	20	18.5	16.5-21.5	19.5	20.5																										
MM 660	673	1003	508	470	419-546	495	521																										
 <p>Multi-Tilter, Mesh Back and Uph Seat Unit weight: 47 LB 21.4 KG Carton weight: 56 LB 25.4 KG Carton volume: 10.5 FT³ 0.29 MT³</p>	<p>List price</p> <p>MVL2803 774 Luxhide bonded leather or fabric (previously MVL2803F)</p> <table border="1"> <thead> <tr> <th colspan="3">OVERALL DIMENSIONS</th> <th colspan="3">SEAT DIMENSIONS</th> <th colspan="2">BACK DIMENSIONS</th> </tr> <tr> <th>W</th> <th>D</th> <th>H</th> <th>W</th> <th>D</th> <th>H</th> <th>W</th> <th>H</th> </tr> </thead> <tbody> <tr> <td>IN 26</td> <td>27</td> <td>39.5</td> <td>20</td> <td>18.5</td> <td>17.5-22.5</td> <td>19.5</td> <td>20</td> </tr> <tr> <td>MM 660</td> <td>686</td> <td>1003</td> <td>508</td> <td>470</td> <td>445-572</td> <td>495</td> <td>508</td> </tr> </tbody> </table> <p>Ergonomic features: A, B, C, D, F, G, H, M, N, S</p> <p>RTA 2  1 per carton  </p>	OVERALL DIMENSIONS			SEAT DIMENSIONS			BACK DIMENSIONS		W	D	H	W	D	H	W	H	IN 26	27	39.5	20	18.5	17.5-22.5	19.5	20	MM 660	686	1003	508	470	445-572	495	508
	OVERALL DIMENSIONS			SEAT DIMENSIONS			BACK DIMENSIONS																										
W	D	H	W	D	H	W	H																										
IN 26	27	39.5	20	18.5	17.5-22.5	19.5	20																										
MM 660	686	1003	508	470	445-572	495	508																										

DESCRIPTION MODEL# / FEATURES



Tilter, Mesh Back and Uph Seat
 Unit weight: 40 LB | 18.2 KG
 Carton weight: 49 LB | 22.23 KG
 Carton volume: 10.5 FT³ | 0.29 MT³

List price

MVL2804 679
 Luxhide bonded leather
 or fabric (previously MVL2804F)

OVERALL DIMENSIONS			SEAT DIMENSIONS			BACK DIMENSIONS	
W	D	H	W	D	H	W	H
IN 26	26.5	38.5	20	18.5	16.5-21.5	19.5	20.5
MM 660	673	978	508	470	419-546	495	521

Ergonomic features:
 A, B, C, D, E, H, M, N, S



1 per carton



Task, Mesh Back and Uph Seat
 Unit weight: 32 LB | 14.5 KG
 Carton weight: 41 LB | 18.6 KG
 Carton volume: 10.5 FT³ | 0.29 MT³

List price

MVL2806 617
 Luxhide bonded leather
 or fabric (previously MVL2806F)

OVERALL DIMENSIONS			SEAT DIMENSIONS			BACK DIMENSIONS	
W	D	H	W	D	H	W	H
IN 26	26.5	37	20	18.5	16-21	19.5	20.5
MM 660	673	940	508	470	406-533	495	521

Ergonomic features:
 C, D, E, H, M, N



1 per carton



Armless Height Adjustable, Mesh Back and Uph Seat
 Unit weight: 31 LB | 14.1 KG
 Carton weight: 40 LB | 18.14 KG
 Carton volume: 10.5 FT³ | 0.29 MT³

List price

MVL2807 708
 Luxhide bonded leather
 or fabric (previously MVL2807F)

OVERALL DIMENSIONS			SEAT DIMENSIONS			BACK DIMENSIONS	
W	D	H	W	D	H	W	H
IN 20	26.5	48	20	18.5	23-33	19.5	20.5
MM 508	673	1219	508	470	584-838	495	521

Ergonomic features:
 C, D, M, N



1 per carton



Height Adjustable w/Arms, Mesh Back and Uph Seat
 Unit weight: 37 LB | 16.8 KG
 Carton weight: 46 LB | 20.87 KG
 Carton volume: 10.5 FT³ | 0.29 MT³

List price

MVL2808 827
 Luxhide bonded leather
 or fabric (previously MVL2808F)

OVERALL DIMENSIONS			SEAT DIMENSIONS			BACK DIMENSIONS	
W	D	H	W	D	H	W	H
IN 26	26.5	48	20	18.5	23-33	19.5	20.5
MM 660	673	1219	508	470	584-838	495	521

Ergonomic features:
 C, D, H, M, N



1 per carton



Guest Chair, Mesh Back and Uph Seat
 Unit weight: 20 LB | 9.1 KG
 Carton weight: 26 LB | 11.79 KG
 Carton volume: 13.5 FT³ | 0.38 MT³

List price

MVL2809 523
 Luxhide bonded leather
 or fabric (previously MVL2809F)

OVERALL DIMENSIONS			SEAT DIMENSIONS			BACK DIMENSIONS	
W	D	H	W	D	H	W	H
IN 25.25	24	34.5	19.5	18	17.5	19	17
MM 641	610	876	495	457	445	483	432


















Stacks 5 high.

Ergonomic features:
 M, N



1 per carton



DESCRIPTION	MODEL# / FEATURES																																			
 <p>Guest Chair w/Casters, Mesh Back and Uph Seat Unit weight: 20 LB 9.1 KG Carton weight: 26 LB 11.79 KG Carton volume: 13.5 FT³ 0.38 MT³</p>	List price MVL2809C 633 Luxhide bonded leather or fabric (previously MVL2809CF)																																			
	<table border="1"> <thead> <tr> <th rowspan="2"></th> <th colspan="3">OVERALL DIMENSIONS</th> <th colspan="3">SEAT DIMENSIONS</th> <th colspan="2">BACK DIMENSIONS</th> </tr> <tr> <th>W</th> <th>D</th> <th>H</th> <th>W</th> <th>D</th> <th>H</th> <th>W</th> <th>H</th> </tr> </thead> <tbody> <tr> <td>IN</td> <td>25.25</td> <td>24</td> <td>34.5</td> <td>19.5</td> <td>18</td> <td>17.5</td> <td>19</td> <td>17</td> </tr> <tr> <td>MM</td> <td>641</td> <td>610</td> <td>876</td> <td>495</td> <td>457</td> <td>445</td> <td>483</td> <td>432</td> </tr> </tbody> </table>		OVERALL DIMENSIONS			SEAT DIMENSIONS			BACK DIMENSIONS		W	D	H	W	D	H	W	H	IN	25.25	24	34.5	19.5	18	17.5	19	17	MM	641	610	876	495	457	445	483	432
			OVERALL DIMENSIONS			SEAT DIMENSIONS			BACK DIMENSIONS																											
		W	D	H	W	D	H	W	H																											
	IN	25.25	24	34.5	19.5	18	17.5	19	17																											
MM	641	610	876	495	457	445	483	432																												
Ergonomic features: M, N	RTA 00 1 per carton																																			
	 																																			
 <p>Guest Bar Stool, Mesh Back and Uph Seat Unit weight: 25.5 LB 11.6 KG Carton weight: 36 LB 16.33 KG Carton volume: 20 FT³ 0.56 MT³</p>	List price MVL2809BSMU 777 Luxhide bonded leather or fabric																																			
	<table border="1"> <thead> <tr> <th rowspan="2"></th> <th colspan="3">OVERALL DIMENSIONS</th> <th colspan="3">SEAT DIMENSIONS</th> <th colspan="2">BACK DIMENSIONS</th> </tr> <tr> <th>W</th> <th>D</th> <th>H</th> <th>W</th> <th>D</th> <th>H</th> <th>W</th> <th>H</th> </tr> </thead> <tbody> <tr> <td>IN</td> <td>25</td> <td>25.75</td> <td>45</td> <td>19.5</td> <td>17.5</td> <td>28.5</td> <td>18.5</td> <td>16.5</td> </tr> <tr> <td>MM</td> <td>635</td> <td>654</td> <td>1143</td> <td>495</td> <td>445</td> <td>724</td> <td>470</td> <td>419</td> </tr> </tbody> </table>		OVERALL DIMENSIONS			SEAT DIMENSIONS			BACK DIMENSIONS		W	D	H	W	D	H	W	H	IN	25	25.75	45	19.5	17.5	28.5	18.5	16.5	MM	635	654	1143	495	445	724	470	419
			OVERALL DIMENSIONS			SEAT DIMENSIONS			BACK DIMENSIONS																											
		W	D	H	W	D	H	W	H																											
	IN	25	25.75	45	19.5	17.5	28.5	18.5	16.5																											
MM	635	654	1143	495	445	724	470	419																												
Ergonomic features: M, N	RTA 00 1 per carton																																			
	 																																			
 <p>Guest Bar Stool, Uph Back and Seat Unit weight: 25.5 LB 11.6 KG Carton weight: 36 LB 16.33 KG Carton volume: 20 FT³ 0.56 MT³</p>	List price MVL2809BSUU 872 Luxhide bonded leather or fabric																																			
	<table border="1"> <thead> <tr> <th rowspan="2"></th> <th colspan="3">OVERALL DIMENSIONS</th> <th colspan="3">SEAT DIMENSIONS</th> <th colspan="2">BACK DIMENSIONS</th> </tr> <tr> <th>W</th> <th>D</th> <th>H</th> <th>W</th> <th>D</th> <th>H</th> <th>W</th> <th>H</th> </tr> </thead> <tbody> <tr> <td>IN</td> <td>25</td> <td>25.75</td> <td>45</td> <td>19.5</td> <td>18.5</td> <td>28.5</td> <td>18.5</td> <td>16.5</td> </tr> <tr> <td>MM</td> <td>635</td> <td>654</td> <td>1143</td> <td>495</td> <td>470</td> <td>724</td> <td>470</td> <td>419</td> </tr> </tbody> </table>		OVERALL DIMENSIONS			SEAT DIMENSIONS			BACK DIMENSIONS		W	D	H	W	D	H	W	H	IN	25	25.75	45	19.5	18.5	28.5	18.5	16.5	MM	635	654	1143	495	470	724	470	419
			OVERALL DIMENSIONS			SEAT DIMENSIONS			BACK DIMENSIONS																											
		W	D	H	W	D	H	W	H																											
	IN	25	25.75	45	19.5	18.5	28.5	18.5	16.5																											
MM	635	654	1143	495	470	724	470	419																												
Ergonomic features: M, N	RTA 00 1 per carton																																			
	 																																			
 <p>Synchro-Tilter, Uph Back and Seat Unit weight: 42 LB 19.1 KG Carton weight: 51 LB 23.13 KG Carton volume: 10.5 FT³ 0.29 MT³</p>	List price MVL2811 805 Luxhide bonded leather or fabric (previously MVL2811F)																																			
	<table border="1"> <thead> <tr> <th rowspan="2"></th> <th colspan="3">OVERALL DIMENSIONS</th> <th colspan="3">SEAT DIMENSIONS</th> <th colspan="2">BACK DIMENSIONS</th> </tr> <tr> <th>W</th> <th>D</th> <th>H</th> <th>W</th> <th>D</th> <th>H</th> <th>W</th> <th>H</th> </tr> </thead> <tbody> <tr> <td>IN</td> <td>26</td> <td>26.5</td> <td>39.5</td> <td>20</td> <td>18.5</td> <td>16.5-21.5</td> <td>19.5</td> <td>20.5</td> </tr> <tr> <td>MM</td> <td>660</td> <td>673</td> <td>1003</td> <td>508</td> <td>470</td> <td>419-546</td> <td>495</td> <td>521</td> </tr> </tbody> </table>		OVERALL DIMENSIONS			SEAT DIMENSIONS			BACK DIMENSIONS		W	D	H	W	D	H	W	H	IN	26	26.5	39.5	20	18.5	16.5-21.5	19.5	20.5	MM	660	673	1003	508	470	419-546	495	521
			OVERALL DIMENSIONS			SEAT DIMENSIONS			BACK DIMENSIONS																											
		W	D	H	W	D	H	W	H																											
	IN	26	26.5	39.5	20	18.5	16.5-21.5	19.5	20.5																											
MM	660	673	1003	508	470	419-546	495	521																												
Ergonomic features: A, B, C, D, H, L, M, N	RTA 2  1 per carton																																			
	 																																			
 <p>Multi-Tilter, Uph Back and Seat Unit weight: 47 LB 21.4 KG Carton weight: 56 LB 25.4 KG Carton volume: 10.5 FT³ 0.29 MT³</p>	List price MVL2813 872 Luxhide bonded leather or fabric (previously MVL2813F)																																			
	<table border="1"> <thead> <tr> <th rowspan="2"></th> <th colspan="3">OVERALL DIMENSIONS</th> <th colspan="3">SEAT DIMENSIONS</th> <th colspan="2">BACK DIMENSIONS</th> </tr> <tr> <th>W</th> <th>D</th> <th>H</th> <th>W</th> <th>D</th> <th>H</th> <th>W</th> <th>H</th> </tr> </thead> <tbody> <tr> <td>IN</td> <td>26</td> <td>27</td> <td>39.5</td> <td>20</td> <td>18.5</td> <td>17.5-22.5</td> <td>19.5</td> <td>20</td> </tr> <tr> <td>MM</td> <td>660</td> <td>686</td> <td>1003</td> <td>508</td> <td>470</td> <td>445-572</td> <td>495</td> <td>508</td> </tr> </tbody> </table>		OVERALL DIMENSIONS			SEAT DIMENSIONS			BACK DIMENSIONS		W	D	H	W	D	H	W	H	IN	26	27	39.5	20	18.5	17.5-22.5	19.5	20	MM	660	686	1003	508	470	445-572	495	508
			OVERALL DIMENSIONS			SEAT DIMENSIONS			BACK DIMENSIONS																											
		W	D	H	W	D	H	W	H																											
	IN	26	27	39.5	20	18.5	17.5-22.5	19.5	20																											
MM	660	686	1003	508	470	445-572	495	508																												
Ergonomic features: A, B, C, D, F, G, H, M, N, S	RTA 2  1 per carton																																			
	 																																			

DESCRIPTION MODEL# / FEATURES



Tilter, Uph Back and Seat
 Unit weight: 40 LB | 18.2 KG
 Carton weight: 49 LB | 22.23 KG
 Carton volume: 10.5 FT³ | 0.29 MT³

List price

MVL2814 773
 Luxhide bonded leather
 or fabric (previously MVL2814F)

OVERALL DIMENSIONS			SEAT DIMENSIONS			BACK DIMENSIONS	
W	D	H	W	D	H	W	H
IN 26	26.5	38.5	20	18.5	16.5-21.5	19.5	20.5
MM 660	673	978	508	470	419-546	495	521

Ergonomic features:
 A, B, C, D, E, H, M, N, S



1 per carton



Task, Uph Back and Seat
 Unit weight: 32 LB | 14.5 KG
 Carton weight: 41 LB | 18.6 KG
 Carton volume: 10.5 FT³ | 0.29 MT³

List price

MVL2816 715
 Luxhide bonded leather
 or fabric (previously MVL2816F)

OVERALL DIMENSIONS			SEAT DIMENSIONS			BACK DIMENSIONS	
W	D	H	W	D	H	W	H
IN 26	26.5	37	20	18.5	16-21	19.5	20.5
MM 660	673	940	508	470	406-533	495	521

Ergonomic features:
 C, D, E, H, M, N



1 per carton



Armless Height Adjustable, Uph Back and Seat
 Unit weight: 31 LB | 14.1 KG
 Carton weight: 40 LB | 18.14 KG
 Carton volume: 10.5 FT³ | 0.29 MT³

List price

MVL2817 803
 Luxhide bonded leather
 or fabric (previously MVL2817F)

OVERALL DIMENSIONS			SEAT DIMENSIONS			BACK DIMENSIONS	
W	D	H	W	D	H	W	H
IN 20	26.5	48	20	18.5	23-33	19.5	20.5
MM 508	673	1219	508	470	584-838	495	521

Ergonomic features:
 C, D, M, N



1 per carton



Height Adjustable w/Arms, Uph Back and Seat
 Unit weight: 37 LB | 16.8 KG
 Carton weight: 46 LB | 20.87 KG
 Carton volume: 10.5 FT³ | 0.29 MT³

List price

MVL2818 921
 Luxhide bonded leather
 or fabric (previously MVL2818F)

OVERALL DIMENSIONS			SEAT DIMENSIONS			BACK DIMENSIONS	
W	D	H	W	D	H	W	H
IN 26	26.5	48	20	18.5	23-33	19.5	20.5
MM 660	673	1219	508	470	584-838	495	521

Ergonomic features:
 C, D, H, M, N



1 per carton



Guest Chair, Uph Back and Seat
 Unit weight: 20 LB | 9.1 KG
 Carton weight: 26 LB | 11.79 KG
 Carton volume: 13.5 FT³ | 0.38 MT³

List price

MVL2819 614
 Luxhide bonded leather
 or fabric (previously MVL2819F)

OVERALL DIMENSIONS			SEAT DIMENSIONS			BACK DIMENSIONS	
W	D	H	W	D	H	W	H
IN 25.25	24	34.5	19.5	18	17.5	19	17
MM 641	610	876	495	457	445	483	432

Stacks 5 high.






























Back exterior upholstered
 in Jenny, Ebony (JN02).




Ergonomic features:
 M, N









1 per carton









DESCRIPTION	MODEL# / FEATURES																																			
 <p>Guest Chair w/Casters, Uph Back and Seat Unit weight: 20 LB 9.1 KG Carton weight: 26 LB 11.79 KG Carton volume: 13.5 FT³ 0.38 MT³</p>	List price																																			
	MVL2819C	718																																		
	Luxhide bonded leather or fabric (previously MVL2819CF)																																			
	Back exterior upholstered in Jenny, Ebony (JN02).																																			
	<table border="1"> <thead> <tr> <th rowspan="2"></th> <th colspan="3">OVERALL DIMENSIONS</th> <th colspan="3">SEAT DIMENSIONS</th> <th colspan="2">BACK DIMENSIONS</th> </tr> <tr> <th>W</th> <th>D</th> <th>H</th> <th>W</th> <th>D</th> <th>H</th> <th>W</th> <th>H</th> </tr> </thead> <tbody> <tr> <td>IN</td> <td>25.25</td> <td>24</td> <td>34.5</td> <td>19.5</td> <td>18</td> <td>17.5</td> <td>19</td> <td>17</td> </tr> <tr> <td>MM</td> <td>641</td> <td>610</td> <td>876</td> <td>495</td> <td>457</td> <td>445</td> <td>483</td> <td>432</td> </tr> </tbody> </table>		OVERALL DIMENSIONS			SEAT DIMENSIONS			BACK DIMENSIONS		W	D	H	W	D	H	W	H	IN	25.25	24	34.5	19.5	18	17.5	19	17	MM	641	610	876	495	457	445	483	432
	OVERALL DIMENSIONS			SEAT DIMENSIONS			BACK DIMENSIONS																													
	W	D	H	W	D	H	W	H																												
IN	25.25	24	34.5	19.5	18	17.5	19	17																												
MM	641	610	876	495	457	445	483	432																												
Ergonomic features: M, N		1 per carton	 																																	
 <p>Synchro-Tilter, Mesh Back and Seat Unit weight: 42 LB 19.1 KG Carton weight: 51 LB 23.13 KG Carton volume: 10.5 FT³ 0.29 MT³</p>	List price																																			
	MVL2821	845																																		
	Black mesh																																			
	Ergonomic features: A, B, C, D, H, L, M																																			
	<table border="1"> <thead> <tr> <th rowspan="2"></th> <th colspan="3">OVERALL DIMENSIONS</th> <th colspan="3">SEAT DIMENSIONS</th> <th colspan="2">BACK DIMENSIONS</th> </tr> <tr> <th>W</th> <th>D</th> <th>H</th> <th>W</th> <th>D</th> <th>H</th> <th>W</th> <th>H</th> </tr> </thead> <tbody> <tr> <td>IN</td> <td>26</td> <td>26.5</td> <td>39.5</td> <td>20</td> <td>18.5</td> <td>16.5-21.5</td> <td>19.5</td> <td>20.5</td> </tr> <tr> <td>MM</td> <td>660</td> <td>673</td> <td>1003</td> <td>508</td> <td>470</td> <td>419-546</td> <td>495</td> <td>521</td> </tr> </tbody> </table>		OVERALL DIMENSIONS			SEAT DIMENSIONS			BACK DIMENSIONS		W	D	H	W	D	H	W	H	IN	26	26.5	39.5	20	18.5	16.5-21.5	19.5	20.5	MM	660	673	1003	508	470	419-546	495	521
	OVERALL DIMENSIONS			SEAT DIMENSIONS			BACK DIMENSIONS																													
	W	D	H	W	D	H	W	H																												
IN	26	26.5	39.5	20	18.5	16.5-21.5	19.5	20.5																												
MM	660	673	1003	508	470	419-546	495	521																												
Ergonomic features: A, B, C, D, H, L, M	 	1 per carton	 																																	
 <p>Multi-Tilter, Mesh Back and Seat Unit weight: 47 LB 21.4 KG Carton weight: 56 LB 25.4 KG Carton volume: 10.5 FT³ 0.29 MT³</p>	List price																																			
	MVL2823	910																																		
	Black mesh																																			
	Ergonomic features: A, B, C, D, F, G, H, M, S																																			
	<table border="1"> <thead> <tr> <th rowspan="2"></th> <th colspan="3">OVERALL DIMENSIONS</th> <th colspan="3">SEAT DIMENSIONS</th> <th colspan="2">BACK DIMENSIONS</th> </tr> <tr> <th>W</th> <th>D</th> <th>H</th> <th>W</th> <th>D</th> <th>H</th> <th>W</th> <th>H</th> </tr> </thead> <tbody> <tr> <td>IN</td> <td>26</td> <td>27</td> <td>39.5</td> <td>20</td> <td>18.5</td> <td>17.5-22.5</td> <td>19.5</td> <td>20</td> </tr> <tr> <td>MM</td> <td>660</td> <td>686</td> <td>1003</td> <td>508</td> <td>470</td> <td>445-572</td> <td>495</td> <td>508</td> </tr> </tbody> </table>		OVERALL DIMENSIONS			SEAT DIMENSIONS			BACK DIMENSIONS		W	D	H	W	D	H	W	H	IN	26	27	39.5	20	18.5	17.5-22.5	19.5	20	MM	660	686	1003	508	470	445-572	495	508
	OVERALL DIMENSIONS			SEAT DIMENSIONS			BACK DIMENSIONS																													
	W	D	H	W	D	H	W	H																												
IN	26	27	39.5	20	18.5	17.5-22.5	19.5	20																												
MM	660	686	1003	508	470	445-572	495	508																												
Ergonomic features: A, B, C, D, F, G, H, M, S	 	1 per carton	 																																	
 <p>Tilter, Mesh Back and Seat Unit weight: 40 LB 18.2 KG Carton weight: 49 LB 22.23 KG Carton volume: 10.5 FT³ 0.29 MT³</p>	List price																																			
	MVL2824	812																																		
	Black mesh																																			
	Ergonomic features: A, B, C, D, E, H, M, S																																			
	<table border="1"> <thead> <tr> <th rowspan="2"></th> <th colspan="3">OVERALL DIMENSIONS</th> <th colspan="3">SEAT DIMENSIONS</th> <th colspan="2">BACK DIMENSIONS</th> </tr> <tr> <th>W</th> <th>D</th> <th>H</th> <th>W</th> <th>D</th> <th>H</th> <th>W</th> <th>H</th> </tr> </thead> <tbody> <tr> <td>IN</td> <td>26</td> <td>26.5</td> <td>38.5</td> <td>20</td> <td>18.5</td> <td>16.5-21.5</td> <td>19.5</td> <td>20.5</td> </tr> <tr> <td>MM</td> <td>660</td> <td>673</td> <td>978</td> <td>508</td> <td>470</td> <td>419-546</td> <td>495</td> <td>521</td> </tr> </tbody> </table>		OVERALL DIMENSIONS			SEAT DIMENSIONS			BACK DIMENSIONS		W	D	H	W	D	H	W	H	IN	26	26.5	38.5	20	18.5	16.5-21.5	19.5	20.5	MM	660	673	978	508	470	419-546	495	521
	OVERALL DIMENSIONS			SEAT DIMENSIONS			BACK DIMENSIONS																													
	W	D	H	W	D	H	W	H																												
IN	26	26.5	38.5	20	18.5	16.5-21.5	19.5	20.5																												
MM	660	673	978	508	470	419-546	495	521																												
Ergonomic features: A, B, C, D, E, H, M, S	 	1 per carton	 																																	
 <p>Task, Mesh Back and Seat Unit weight: 32 LB 14.5 KG Carton weight: 41 LB 18.6 KG Carton volume: 10.5 FT³ 0.29 MT³</p>	List price																																			
	MVL2826	754																																		
	Black mesh																																			
	Ergonomic features: C, D, E, H, M																																			
	<table border="1"> <thead> <tr> <th rowspan="2"></th> <th colspan="3">OVERALL DIMENSIONS</th> <th colspan="3">SEAT DIMENSIONS</th> <th colspan="2">BACK DIMENSIONS</th> </tr> <tr> <th>W</th> <th>D</th> <th>H</th> <th>W</th> <th>D</th> <th>H</th> <th>W</th> <th>H</th> </tr> </thead> <tbody> <tr> <td>IN</td> <td>26</td> <td>26.5</td> <td>37</td> <td>20</td> <td>18.5</td> <td>16-21</td> <td>19.5</td> <td>20.5</td> </tr> <tr> <td>MM</td> <td>660</td> <td>673</td> <td>940</td> <td>508</td> <td>470</td> <td>406-533</td> <td>495</td> <td>521</td> </tr> </tbody> </table>		OVERALL DIMENSIONS			SEAT DIMENSIONS			BACK DIMENSIONS		W	D	H	W	D	H	W	H	IN	26	26.5	37	20	18.5	16-21	19.5	20.5	MM	660	673	940	508	470	406-533	495	521
	OVERALL DIMENSIONS			SEAT DIMENSIONS			BACK DIMENSIONS																													
	W	D	H	W	D	H	W	H																												
IN	26	26.5	37	20	18.5	16-21	19.5	20.5																												
MM	660	673	940	508	470	406-533	495	521																												
Ergonomic features: C, D, E, H, M	 	1 per carton	 																																	
 <p>Armless Height Adjustable, Mesh Back and Seat Unit weight: 31 LB 14.1 KG Carton weight: 40 LB 18.14 KG Carton volume: 10.5 FT³ 0.29 MT³</p>	List price																																			
	MVL2827	843																																		
	Black mesh																																			
	Ergonomic features: C, D, M																																			
	<table border="1"> <thead> <tr> <th rowspan="2"></th> <th colspan="3">OVERALL DIMENSIONS</th> <th colspan="3">SEAT DIMENSIONS</th> <th colspan="2">BACK DIMENSIONS</th> </tr> <tr> <th>W</th> <th>D</th> <th>H</th> <th>W</th> <th>D</th> <th>H</th> <th>W</th> <th>H</th> </tr> </thead> <tbody> <tr> <td>IN</td> <td>20</td> <td>26.5</td> <td>48</td> <td>20</td> <td>18.5</td> <td>23-33</td> <td>19.5</td> <td>20.5</td> </tr> <tr> <td>MM</td> <td>508</td> <td>673</td> <td>1219</td> <td>508</td> <td>470</td> <td>584-838</td> <td>495</td> <td>521</td> </tr> </tbody> </table>		OVERALL DIMENSIONS			SEAT DIMENSIONS			BACK DIMENSIONS		W	D	H	W	D	H	W	H	IN	20	26.5	48	20	18.5	23-33	19.5	20.5	MM	508	673	1219	508	470	584-838	495	521
	OVERALL DIMENSIONS			SEAT DIMENSIONS			BACK DIMENSIONS																													
	W	D	H	W	D	H	W	H																												
IN	20	26.5	48	20	18.5	23-33	19.5	20.5																												
MM	508	673	1219	508	470	584-838	495	521																												
Ergonomic features: C, D, M	 	1 per carton	 																																	




DESCRIPTION	MODEL# / FEATURES																																	
 <p>Height Adjustable w/Arms, Mesh Back and Seat Unit weight: 37 LB 16.8 KG Carton weight: 46 LB 20.87 KG Carton volume: 10.5 FT³ 0.29 MT³</p>		List price																																
	MVL2828 Black mesh	958																																
	<table border="1"> <thead> <tr> <th colspan="3">OVERALL DIMENSIONS</th> <th colspan="3">SEAT DIMENSIONS</th> <th colspan="2">BACK DIMENSIONS</th> </tr> <tr> <th>W</th> <th>D</th> <th>H</th> <th>W</th> <th>D</th> <th>H</th> <th>W</th> <th>H</th> </tr> </thead> <tbody> <tr> <td>IN 26</td> <td>26.5</td> <td>48</td> <td>20</td> <td>18.5</td> <td>23-33</td> <td>19.5</td> <td>20.5</td> </tr> <tr> <td>MM 660</td> <td>673</td> <td>1219</td> <td>508</td> <td>470</td> <td>584-838</td> <td>495</td> <td>521</td> </tr> </tbody> </table>		OVERALL DIMENSIONS			SEAT DIMENSIONS			BACK DIMENSIONS		W	D	H	W	D	H	W	H	IN 26	26.5	48	20	18.5	23-33	19.5	20.5	MM 660	673	1219	508	470	584-838	495	521
	OVERALL DIMENSIONS			SEAT DIMENSIONS			BACK DIMENSIONS																											
W	D	H	W	D	H	W	H																											
IN 26	26.5	48	20	18.5	23-33	19.5	20.5																											
MM 660	673	1219	508	470	584-838	495	521																											
Ergonomic features: C, D, H, M		RTA 2 courier 1 per carton  																																




 <p>Armless Guest Chair, Mesh Back and Uph Seat Unit weight: 19 LB 8.6 KG Carton weight: 25 LB 11.34 KG Carton volume: 13 FT³ 0.36 MT³</p>		List price																																
	MVL2831 Luxehide bonded leather or fabric (previously MVL2831F)	486																																
	<table border="1"> <thead> <tr> <th colspan="3">OVERALL DIMENSIONS</th> <th colspan="3">SEAT DIMENSIONS</th> <th colspan="2">BACK DIMENSIONS</th> </tr> <tr> <th>W</th> <th>D</th> <th>H</th> <th>W</th> <th>D</th> <th>H</th> <th>W</th> <th>H</th> </tr> </thead> <tbody> <tr> <td>IN 20</td> <td>24</td> <td>34.5</td> <td>19.5</td> <td>18</td> <td>17.5</td> <td>19</td> <td>17</td> </tr> <tr> <td>MM 508</td> <td>610</td> <td>876</td> <td>495</td> <td>457</td> <td>445</td> <td>483</td> <td>432</td> </tr> </tbody> </table>		OVERALL DIMENSIONS			SEAT DIMENSIONS			BACK DIMENSIONS		W	D	H	W	D	H	W	H	IN 20	24	34.5	19.5	18	17.5	19	17	MM 508	610	876	495	457	445	483	432
	OVERALL DIMENSIONS			SEAT DIMENSIONS			BACK DIMENSIONS																											
W	D	H	W	D	H	W	H																											
IN 20	24	34.5	19.5	18	17.5	19	17																											
MM 508	610	876	495	457	445	483	432																											
Stacks 5 high. Ergonomic features: M, N		RTA 00 1 per carton  																																

 <p>Armless Guest Chair w/Casters, Mesh Back and Uph Seat Unit weight: 19 LB 8.6 KG Carton weight: 25 LB 11.34 KG Carton volume: 13 FT³ 0.36 MT³</p>		List price																																
	MVL2831C Luxehide bonded leather or fabric (previously MVL2831CF)	597																																
	<table border="1"> <thead> <tr> <th colspan="3">OVERALL DIMENSIONS</th> <th colspan="3">SEAT DIMENSIONS</th> <th colspan="2">BACK DIMENSIONS</th> </tr> <tr> <th>W</th> <th>D</th> <th>H</th> <th>W</th> <th>D</th> <th>H</th> <th>W</th> <th>H</th> </tr> </thead> <tbody> <tr> <td>IN 20</td> <td>24</td> <td>34.5</td> <td>19.5</td> <td>18</td> <td>17.5</td> <td>19</td> <td>17</td> </tr> <tr> <td>MM 508</td> <td>610</td> <td>876</td> <td>495</td> <td>457</td> <td>445</td> <td>483</td> <td>432</td> </tr> </tbody> </table>		OVERALL DIMENSIONS			SEAT DIMENSIONS			BACK DIMENSIONS		W	D	H	W	D	H	W	H	IN 20	24	34.5	19.5	18	17.5	19	17	MM 508	610	876	495	457	445	483	432
	OVERALL DIMENSIONS			SEAT DIMENSIONS			BACK DIMENSIONS																											
W	D	H	W	D	H	W	H																											
IN 20	24	34.5	19.5	18	17.5	19	17																											
MM 508	610	876	495	457	445	483	432																											
Ergonomic features: M, N		RTA 00 1 per carton  																																

 <p>Armless Guest Bar Stool, Mesh Back and Uph Seat Unit weight: 24 LB 10.9 KG Carton weight: 34 LB 15.42 KG Carton volume: 15.75 FT³ 0.44 MT³</p>		List price																																
	MVL2831BSMU Luxehide bonded leather or fabric	738																																
	<table border="1"> <thead> <tr> <th colspan="3">OVERALL DIMENSIONS</th> <th colspan="3">SEAT DIMENSIONS</th> <th colspan="2">BACK DIMENSIONS</th> </tr> <tr> <th>W</th> <th>D</th> <th>H</th> <th>W</th> <th>D</th> <th>H</th> <th>W</th> <th>H</th> </tr> </thead> <tbody> <tr> <td>IN 20.75</td> <td>25.75</td> <td>45</td> <td>19.5</td> <td>17.5</td> <td>28.5</td> <td>18.5</td> <td>16.5</td> </tr> <tr> <td>MM 527</td> <td>654</td> <td>1143</td> <td>495</td> <td>445</td> <td>724</td> <td>470</td> <td>419</td> </tr> </tbody> </table>		OVERALL DIMENSIONS			SEAT DIMENSIONS			BACK DIMENSIONS		W	D	H	W	D	H	W	H	IN 20.75	25.75	45	19.5	17.5	28.5	18.5	16.5	MM 527	654	1143	495	445	724	470	419
	OVERALL DIMENSIONS			SEAT DIMENSIONS			BACK DIMENSIONS																											
W	D	H	W	D	H	W	H																											
IN 20.75	25.75	45	19.5	17.5	28.5	18.5	16.5																											
MM 527	654	1143	495	445	724	470	419																											
Ergonomic features: M, N		RTA 00 1 per carton  																																

 <p>Armless Guest Bar Stool, Uph Back and Seat Unit weight: 24 LB 10.9 KG Carton weight: 34 LB 15.42 KG Carton volume: 15.75 FT³ 0.44 MT³</p>		List price																																
	MVL2831BSUU Luxehide bonded leather or fabric	834																																
	<table border="1"> <thead> <tr> <th colspan="3">OVERALL DIMENSIONS</th> <th colspan="3">SEAT DIMENSIONS</th> <th colspan="2">BACK DIMENSIONS</th> </tr> <tr> <th>W</th> <th>D</th> <th>H</th> <th>W</th> <th>D</th> <th>H</th> <th>W</th> <th>H</th> </tr> </thead> <tbody> <tr> <td>IN 20.75</td> <td>25.75</td> <td>45</td> <td>19.5</td> <td>18.5</td> <td>28.5</td> <td>18.5</td> <td>16.5</td> </tr> <tr> <td>MM 527</td> <td>654</td> <td>1143</td> <td>495</td> <td>470</td> <td>724</td> <td>470</td> <td>419</td> </tr> </tbody> </table>		OVERALL DIMENSIONS			SEAT DIMENSIONS			BACK DIMENSIONS		W	D	H	W	D	H	W	H	IN 20.75	25.75	45	19.5	18.5	28.5	18.5	16.5	MM 527	654	1143	495	470	724	470	419
	OVERALL DIMENSIONS			SEAT DIMENSIONS			BACK DIMENSIONS																											
W	D	H	W	D	H	W	H																											
IN 20.75	25.75	45	19.5	18.5	28.5	18.5	16.5																											
MM 527	654	1143	495	470	724	470	419																											
Ergonomic features: M, N		RTA 00 1 per carton  																																

DESCRIPTION	MODEL# / FEATURES								
	List price								
	MVL2832	578							
	Luxehide bonded leather or fabric (previously MVL2832F)								
	Stacks 5 high.								
Armless Guest Chair, Uph Back and Seat Unit weight: 20 LB 9.1 KG Carton weight: 26 LB 11.79 KG Carton volume: 13 FT³ 0.36 MT³	OVERALL DIMENSIONS			SEAT DIMENSIONS			BACK DIMENSIONS		
		W	D	H	W	D	H	W	H
	IN	20	24	34.5	19.5	18	17.5	19	17
	MM	508	610	876	495	457	445	483	432
Ergonomic features: M, N	RTA 00		1 per carton		 				

DESCRIPTION	MODEL# / FEATURES								
	List price								
	MVL2832C	681							
	Luxehide bonded leather or fabric (previously MVL2832CF)								
	Stacks 5 high.								
Armless Guest Chair w/Casters, Uph Back and Seat Unit weight: 20 LB 9.1 KG Carton weight: 26 LB 11.79 KG Carton volume: 13 FT³ 0.36 MT³	OVERALL DIMENSIONS			SEAT DIMENSIONS			BACK DIMENSIONS		
		W	D	H	W	D	H	W	H
	IN	20	24	34.5	19.5	18	17.5	19	17
	MM	508	610	876	495	457	445	483	432
Ergonomic features: M, N	RTA 00		1 per carton		 				

IONIC BENCHES



model MLUB-2

STANDARD FEATURES

- Upholstered bench with signature H-legs and generous seating area in one, two and three seater options.
- Durable and ideal for open spaces and common areas.
- 2" thick fully upholstered cushions banded on all four sides.
- Cushion is secured to H-legs with T-nuts.
- Can be upholstered in all Global grade 1 seating textiles or in Luxhide bonded leather (see page 148).
- Shipped easy to assemble.
- Limited Lifetime Warranty (5-year exceptions apply - see page 152).
- Weight capacity for this series is 300 lbs.

LEG FINISHES



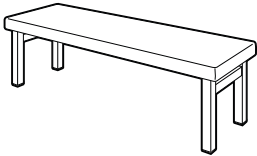
- Legs are painted in a durable Sandtex finish with low profile plastic glides. Available in the following finishes:
TBL Black
TDW Designer White
TTU Tungsten




ALTERNATE TEXTILE OPTIONS




- Graded-in textiles are available. No minimum quantities. Contact Customer Service for pricing.




COMPLEMENTARY COFFEE TABLES

- For Ionic coffee tables, see page 113.

DESCRIPTION	MODEL# / FEATURES	
		List price
	MLUB-1	564
		
One Seater Bench Unit weight: 19 LB 8.6 KG Carton weight: 24 LB 10.89 KG Carton volume: 3 FT ³ 0.08 MT ³		
		List price
	MLUB-2	678
		
Two Seater Bench Unit weight: 26 LB 11.8 KG Carton weight: 32 LB 14.51 KG Carton volume: 4 FT ³ 0.11 MT ³		
		List price
	MLUB-3	866
		
Three Seater Bench Unit weight: 43 LB 19.5 KG Carton weight: 51 LB 23.13 KG Carton volume: 6 FT ³ 0.16 MT ³		

OVERALL DIMENSIONS			SEAT DIMENSIONS			BACK DIMENSIONS	
W	D	H	W	D	H	W	H
IN 26.5	20.5	18	-	-	-	-	-
MM 673	521	457	-	-	-	-	-
		1 cartons					

OVERALL DIMENSIONS			SEAT DIMENSIONS			BACK DIMENSIONS	
W	D	H	W	D	H	W	H
IN 42.5	20.5	18	-	-	-	-	-
MM 1080	521	457	-	-	-	-	-
		1 cartons					

OVERALL DIMENSIONS			SEAT DIMENSIONS			BACK DIMENSIONS	
W	D	H	W	D	H	W	H
IN 63.5	20.5	18	-	-	-	-	-
MM 1613	521	457	-	-	-	-	-
		1 cartons					

JAVA



model OTG10902

STANDARD FEATURES


- Tilter chair with durable rear shroud.
- Flared fixed loop arms.
- Black frame and Black spider base.
- Dual wheel carpet casters (C65) are standard.
- Only available in Black mesh fabric (MS20) seat with contrasting Grey mesh back.
- Compliant with the emissions guidelines set by the GREENGUARD Environmental Institute.
- Limited Lifetime Warranty (2-year exceptions apply - see page 152).
- Weight capacity for this series is 300 lbs.

CHAIR ADJUSTMENTS

- Center tilt with upright position tilt lock.
- Tilt tension adjustment.
- Pneumatic seat height adjustment.

OPTIONAL FEATURES

- Hard surface flooring casters (**C65R**) can be purchased separately. Add \$96/set.

DESCRIPTION	MODEL# / FEATURES	List price																																								
 <p>High Back Tilter Unit weight: 23 LB 10.5 KG Carton weight: 28 LB 12.7 KG Carton volume: 3.4 FT³ 0.09 MT³</p>	<p>OTG10902</p> <p>Ergonomic features: A, B, C, M, N, S</p>																																									
		<table border="1"> <thead> <tr> <th colspan="3">OVERALL DIMENSIONS</th> <th colspan="3">SEAT DIMENSIONS</th> <th colspan="2">BACK DIMENSIONS</th> </tr> <tr> <th></th> <th>W</th> <th>D</th> <th>H</th> <th>W</th> <th>D</th> <th>H</th> <th>W</th> <th>H</th> </tr> </thead> <tbody> <tr> <td>IN</td> <td>24</td> <td>23</td> <td>39</td> <td>19.5</td> <td>17</td> <td>17-21</td> <td>18</td> <td>20</td> </tr> <tr> <td>MM</td> <td>610</td> <td>584</td> <td>991</td> <td>495</td> <td>432</td> <td>432-533</td> <td>457</td> <td>508</td> </tr> </tbody> </table>			OVERALL DIMENSIONS			SEAT DIMENSIONS			BACK DIMENSIONS			W	D	H	W	D	H	W	H	IN	24	23	39	19.5	17	17-21	18	20	MM	610	584	991	495	432	432-533	457	508	<p>RTA 8</p>		<p>courier</p>
OVERALL DIMENSIONS			SEAT DIMENSIONS			BACK DIMENSIONS																																				
	W	D	H	W	D	H	W	H																																		
IN	24	23	39	19.5	17	17-21	18	20																																		
MM	610	584	991	495	432	432-533	457	508																																		

KAYSEE



model OTG12112B

STANDARD FEATURES

- Mesh high back tilter chair.
- Standard with height adjustable T-arms with self-skinned urethane (SSU) armcaps.
- Black base with dual wheel carpet casters (C1) are standard.
- Only available with Black Luxhide bonded leather seat and Black mesh back.
- Compliant with the emissions guidelines set by the GREENGUARD Environmental Institute.
- Limited Lifetime Warranty (2-year exceptions apply - see page 152).
- Weight capacity for this series is 300 lbs.

CHAIR ADJUSTMENTS

- Center tilt with upright position tilt lock.
- Tilt tension adjustment.
- Height adjustable flexible lumbar support.
- Pneumatic seat height adjustment.

OPTIONAL FEATURES

- Hard surface flooring casters (C9R) can be purchased separately. Add \$96/set.

DESCRIPTION

MODEL# / FEATURES



High Back Tilter
 Unit weight: 34 LB | 15.5 KG
 Carton weight: 40 LB | 18.14 KG
 Carton volume: 4.1 FT³ | 0.11 MT³

Ergonomic features:
 A, B, C, D, H, S, M, N

List price

OTG12112B 487

	OVERALL DIMENSIONS			SEAT DIMENSIONS			BACK DIMENSIONS	
	W	D	H	W	D	H	W	H
IN	25	24	41	20	18	16.5-20.5	18	22
MM	635	610	1041	508	457	419-521	457	559



1 per carton



KAZAN



model OTG11670B

STANDARD FEATURES

- Unique design by Zoocy Chu.
- Comfortable multi-segmented cushions with deep padding.
- Double needle decorative stitch details.
- Fully upholstered arms.
- Dual wheel carpet casters (C65) are standard
- Seating surfaces are upholstered in Black Luxhide bonded leather.
- Compliant with the emissions guidelines set by the GREENGUARD Environmental Institute.
- Limited Lifetime Warranty (2-year exceptions apply - see page 152).
- Weight capacity for this series is 300 lbs.

CHAIR ADJUSTMENTS

- Center tilt with upright position tilt lock.
- Tilt tension adjustment.
- Pneumatic seat height adjustment.

OPTIONAL FEATURES

- Hard surface flooring casters (C65R) can be purchased separately. Add \$96/set.

DESCRIPTION

MODEL# / FEATURES



High Back Tilter
 Unit weight: 54 LB | 24.5 KG
 Carton weight: 60 LB | 27.22 KG
 Carton volume: 8 FT³ | 0.22 MT³

Ergonomic features:
 A, B, C, M, N, S

List price

OTG11670B 798

	OVERALL DIMENSIONS			SEAT DIMENSIONS			BACK DIMENSIONS	
	W	D	H	W	D	H	W	H
IN	25.5	29.5	46	21.5	20	17-21	17.5	27.5
MM	648	749	1168	546	508	432-533	445	699



1 per carton






KYLIE



model OTG11355C

STANDARD FEATURES

- Lightweight multi-purpose stacking chairs.
- Durable and easy to clean reinforced polypropylene.
- Stackable up to 4 high on floor.
- Stackable up to 8 high on dolly (OTG6756).
- Available in Cadet (C), Grey (G) and White (W).
- Integrated non-slip glides.
- Shipped assembled (3 in a carton).
- Compliant with the emissions guidelines set by the GREENGUARD Environmental Institute.
- Limited Lifetime Warranty (2-year exceptions apply - see page 152).
- Weight capacity for this series is 300 lbs.

DESCRIPTION	MODEL# / FEATURES	List price								
 <p>Armless Stacking Chair Unit weight: 9.5 LB 4.3 KG Carton weight: 11.67 LB 5.29 KG Carton volume: 11 FT³ 0.31 MT</p>	<p>OTG11355C OTG11355G OTG11355W</p>	266								
	Stacks 4 high on floor.	OVERALL DIMENSIONS			SEAT DIMENSIONS			BACK DIMENSIONS		
		W	D	H	W	D	H	W	H	
	IN 19	20	32	15.75	17	18	19	13.5		
	MM 483	508	813	400	432	457	483	343		
	RTA 00	3 per carton (pricing and specifications are for one chair)								
		List price								
 <p>Dolly Unit weight: 10 LB 4.5 KG Carton weight: 11 LB 4.99 KG Carton volume: 2.4 FT³ 0.06 MT</p>	OTG6756	390								
	Stacks 8 high on dolly.	OVERALL DIMENSIONS			SEAT DIMENSIONS			BACK DIMENSIONS		
		W	D	H	W	D	H	W	H	
	IN 20.75	23	9.25	-	-	-	-	-		
	MM 527	584	235	-	-	-	-	-		
	RTA 00	1 per carton								

LITE-LIFT



model OTG11674



STANDARD FEATURES

- Multi-purpose folding chair.
- Lightweight, durable, portable and easy to clean.
- Folds flat for compact storage.
- Molded plastic seat and back in Oyster Grey only.
- Strong steel frame in Charcoal color with epoxy coating.
- Stackable up to 25 high on dolly (MVL2776). Chairs must be aligned in the same direction.
- Shipped fully assembled.
- Limited Lifetime Warranty (1-year exceptions apply - see page 152).
- Weight capacity for this series is 200 lbs.

For complementary Lite-Lift folding tables, see page 127.

DESCRIPTION

MODEL# / FEATURES



Armless Folding Chairs - Set of 4

Unit weight: 12 LB | 5.5 KG
 Carton weight: 54 LB | 24.49 KG
 Carton volume: 5.23 FT³ | 0.14 MT³

OTG11674

List price

524

OVERALL DIMENSIONS

W D H

SEAT DIMENSIONS

W D H

BACK DIMENSIONS

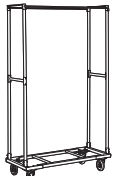
W H

IN	19	22	33.5	16	17	17.5	18.5	17
MM	483	559	851	406	432	445	470	432

RTA 00



1 carton (pricing is for the set, specifications are for one chair)



Dolly

Unit weight: 43 LB | 19.5 KG
 Carton weight: 48 LB | 21.77 KG
 Carton volume: 3.08 FT³ | 0.08 MT³

MVL2776

List price

544

OVERALL DIMENSIONS

W D H

SEAT DIMENSIONS

W D H

BACK DIMENSIONS

W H

IN	18.5	43.5	74.75	-	-	-	-	-
MM	470	1105	1899	-	-	-	-	-

RTA 6



1 per carton

Stacks OTG11674 chairs horizontally in the same direction, up to 25 high.

LOCATE



Sample layout
Five single seat units, two end arms, one table bridge and one corner table



Sample layout
Five single bench units, one table bridge and one corner table

STANDARD FEATURES

- Locate is a modular seating series that is easy to configure, durable and ideal for linear and corner spaces.
- Modular non-handed linking components, can be reconfigured to suit your space.
- Cushions are fully upholstered and mounted on welded steel sled bases.
- Can be upholstered in all Global grade 1 seating textiles or in Luxhide bonded leather (see page 148).
- Tables are made from 45 lb. density particle board covered with thermally fused laminate on both sides.
- Tables are available in all Ionic finishes (see page 149).
- Most units can be ganged together with connecting brackets. Connecting brackets are not included with all models (see model description for details).
- Compliant with the emissions guidelines set by the GREENGUARD Environmental Institute.
- Limited Lifetime Warranty (5-year exceptions apply - see page 152).
- Weight capacity for this series is 300 lbs. per seat.

OPTIONAL FEATURES

- Welded steel sled base and posts are available in Black (**BLK**) or Tungsten (**TUN**) finish, please specify. No upcharge.
- For Chrome finish frame on single seats, please specify (**CHM**). Add \$68.
- For Chrome finish frame on tables or benches, please specify (**CHM**). Add \$41.

ALTERNATE TEXTILE OPTIONS

- Graded-in textiles are available. No minimum quantities. Contact Customer Service for pricing.

DESCRIPTION

MODEL# / FEATURES



Single Seat

Unit weight: 29 LB | 13.2 KG
Carton weight: 39 LB | 17.69 KG
Carton volume: 16.5 FT³ | 0.46 MT³

List price
MVL5001NA 630

Connecting brackets not included.

OVERALL DIMENSIONS			SEAT DIMENSIONS			BACK DIMENSIONS	
W	D	H	W	D	H	W	H
IN 25	29	30.5	25	19	17.5	25	13
MM 635	737	775	635	483	445	635	330

RTA 00

1 per carton



End Arm (Single)

Unit weight: 7 LB | 3.2 KG
Carton weight: 9 LB | 4.08 KG
Carton volume: 1.1 FT³ | 0.03 MT³

List price
MVL5002 199

Can be used on left or right side.

Connecting brackets included.
Dimensions do not include the connecting brackets.

OVERALL DIMENSIONS			SEAT DIMENSIONS			BACK DIMENSIONS	
W	D	H	W	D	H	W	H
IN 3	18.5	9	-	-	-	-	-
MM 76	470	229	-	-	-	-	-

RTA 00



1 per carton



Center Arm (Single)

Unit weight: 7 LB | 3.2 KG
Carton weight: 10 LB | 4.54 KG
Carton volume: 1.6 FT³ | 0.04 MT³

List price
MVL5002C 199

For use in between single seat and bench units.

Connecting brackets included.
Dimensions do not include the connecting brackets.

OVERALL DIMENSIONS			SEAT DIMENSIONS			BACK DIMENSIONS	
W	D	H	W	D	H	W	H
IN 3	18.5	9	-	-	-	-	-
MM 76	470	229	-	-	-	-	-

RTA 00



1 per carton



DESCRIPTION MODEL# / FEATURES

List price

MVL5003 241



Cushion Bridge
Unit weight: 14 LB | 6.4 KG
Carton weight: 18 LB | 8.16 KG
Carton volume: 2.6 FT³ | 0.07 MT³

Connects single seat and bench units.
Connecting brackets included.
Dimensions do not include the connecting brackets.

	OVERALL DIMENSIONS			SEAT DIMENSIONS			BACK DIMENSIONS	
	W	D	H	W	D	H	W	H
IN	35	22.5	3.5	-	-	-	-	-
MM	889	572	89	-	-	-	-	-
	RTA 2			courier			1 per carton	
	CANADA			CANADA			CANADA	

List price

MVL5004 402



Single Bench
Unit weight: 19 LB | 8.6 KG
Carton weight: 25 LB | 11.34 KG
Carton volume: 8.5 FT³ | 0.24 MT³

Connecting brackets not included.
Connecting brackets included.

	OVERALL DIMENSIONS			SEAT DIMENSIONS			BACK DIMENSIONS	
	W	D	H	W	D	H	W	H
IN	25	23	17.5	25	23	17.5	-	-
MM	635	584	445	635	584	445	-	-
	RTA 00			courier			1 per carton	
	CANADA			CANADA			CANADA	

List price

MVL5005 227



Table Bridge - 24"
Unit weight: 18 LB | 8.2 KG
Carton weight: 22 LB | 9.98 KG
Carton volume: 0.6 FT³ | 0.01 MT³

Connecting brackets included.

	OVERALL DIMENSIONS			SEAT DIMENSIONS			BACK DIMENSIONS	
	W	D	H	W	D	H	W	H
IN	24	21	1	-	-	-	-	-
MM	610	533	25	-	-	-	-	-
	RTA 8			1 per carton			CANADA	
	CANADA			CANADA			CANADA	

List price

MVL5006 199



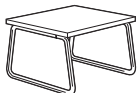
Table Bridge - 14"
Unit weight: 14 LB | 6.4 KG
Carton weight: 18 LB | 8.16 KG
Carton volume: 0.4 FT³ | 0.01 MT³

Connecting brackets included.

	OVERALL DIMENSIONS			SEAT DIMENSIONS			BACK DIMENSIONS	
	W	D	H	W	D	H	W	H
IN	14	21	1	-	-	-	-	-
MM	356	533	25	-	-	-	-	-
	RTA 8			1 per carton			CANADA	
	CANADA			CANADA			CANADA	

List price

MVL5007 333



Single Table - 24"
Unit weight: 19 LB | 8.6 KG
Carton weight: 26 LB | 11.79 KG
Carton volume: 8.5 FT³ | 0.24 MT³

Connecting brackets not included.

	OVERALL DIMENSIONS			SEAT DIMENSIONS			BACK DIMENSIONS	
	W	D	H	W	D	H	W	H
IN	24	21	15	-	-	-	-	-
MM	610	533	381	-	-	-	-	-
	RTA 00			1 per carton			CANADA	
	CANADA			CANADA			CANADA	

List price

MVL5008 373




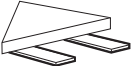
Corner Table - Square
Unit weight: 20 LB | 9.1 KG
Carton weight: 24 LB | 10.89 KG
Carton volume: 1.7 FT³ | 0.04 MT³

Monopost and connecting brackets included.
Dimensions do not include the connecting brackets.

	OVERALL DIMENSIONS			SEAT DIMENSIONS			BACK DIMENSIONS	
	W	D	H	W	D	H	W	H
IN	23.5	23.5	14.5	-	-	-	-	-
MM	597	597	368	-	-	-	-	-
	RTA 8			1 per carton			CANADA	
	CANADA			CANADA			CANADA	

DESCRIPTION MODEL# / FEATURES

 <p>Corner Table - Quarter Round Unit weight: 18 LB 8.2 KG Carton weight: 22 LB 9.98 KG Carton volume: 1.7 FT³ 0.04 MT³</p>	<p>Monopost and connecting brackets included. <i>Dimensions do not include the connecting brackets.</i></p>	List price								
		MVL5009	373	OVERALL DIMENSIONS		SEAT DIMENSIONS			BACK DIMENSIONS	
				W	D	H	W	D	H	W

 <p>Connecting Brackets (pair) Unit weight: 1.5 LB 0.7 KG Carton weight: 3.5 LB 1.59 KG Carton volume: 0.1 FT³ 0.003 MT³</p>	<p>Joins single seat and bench units.</p>	List price								
		MVL5011	47	OVERALL DIMENSIONS		SEAT DIMENSIONS			BACK DIMENSIONS	
				W	D	H	W	D	H	W

LUMI



model OTG11357

STANDARD FEATURES

- High transparency mesh back synchro-tilter chair.
- Features a contoured back frame and a thick seat cushion.
- Standard with height adjustable T-arms with sliding (depth) and rotating armcaps.
- Mesh back is available in Grey only.
- Dual wheel carpet casters (C1) are standard.
- Seating surfaces can be upholstered in all Global grade 1 seating textiles or in Luxhide bonded leather (see page 148).
- Compliant with the emissions guidelines set by the GREENGUARD Environmental Institute.
- Limited Lifetime Warranty (5-year exceptions apply - see page 152).
- Weight capacity for this series is 300 lbs.


CHAIR ADJUSTMENTS

- Synchro tilt with multi position tilt lock.
- Tilt tension adjustment.
- Pneumatic seat height adjustment.

OPTIONAL FEATURES

- Hard surface flooring casters (C9R) can be purchased separately. Add \$96/set.

DESCRIPTION MODEL# / FEATURES

 <p>Synchro-Tilter, Mesh Back and Uph Seat Unit weight: 32.5 LB 14.8 KG Carton weight: 37 LB 16.78 KG Carton volume: 4.6 FT³ 0.13 MT³</p>	<p>Ergonomic features: A, B, C, H, L, M, N, R</p>	List price								
		OTG11357	620	OVERALL DIMENSIONS		SEAT DIMENSIONS			BACK DIMENSIONS	
				W	D	H	W	D	H	W

M-TASK



model MVL2911



model MVL2914

STANDARD FEATURES

- Full function ergonomic seating. Canadian made.
- Slim profile with highly contoured back and waterfall seat front.
- Available with two different mechanism options: synchro-tilter and multi-tilter.
- Standard with height and width adjustable T-arms with durable self-skinned urethane (SSU) armcaps.
- Dual wheel carpet casters (C1) are standard.
- MVL2912 and MVL2914 feature a height and angle adjustable headrest.
- Seating surfaces can be upholstered in Luxhide bonded leather (various colors) or in all Global grade 1 seating textiles (see page 148).
- Compliant with the emissions guidelines set by the GREENGUARD Environmental Institute.
- Limited Lifetime Warranty (5-year exceptions apply - see page 152).
- Weight capacity for this series is 300 lbs.

CHAIR ADJUSTMENTS




- **Synchro-tilter chairs**
 - Synchro tilt with multi-position tilt lock.
 - Tilt tension adjustment.
 - Ratchet back height adjustment.
 - Pneumatic seat height adjustment.
- **Multi-tilter chairs**
 - Center tilt with infinite position tilt lock.
 - Tilt tension adjustment.
 - Independent back and seat angle adjustment.
 - Forward seat angle adjustment.
 - Ratchet back height adjustment.
 - Sliding seat depth adjustment.
 - Pneumatic seat height adjustment.





OPTIONAL FEATURES

- For hard surface flooring casters, please specify **(C9R)**. Add \$21/set.

ALTERNATE TEXTILE OPTIONS

- Graded-in textiles are available. No minimum quantities. Contact Customer Service for pricing.
- Bantam is a durable, bleach cleanable (9:1) vinyl, but due to the stiff nature of the textile, this vinyl is prone to bunching and will not upholster as smoothly as other coverings in this series.

DESCRIPTION	MODEL# / FEATURES																																
 <p>High Back Synchro-Tilter Unit weight: 44 LB 20 KG Carton weight: 56 LB 25.4 KG Carton volume: 10.5 FT³ 0.29 MT³</p>	<p>List price</p> <p>MVL2911 725 Luxhide bonded leather or fabric (previously MVL2911F)</p> <table border="1"> <thead> <tr> <th colspan="3">OVERALL DIMENSIONS</th> <th colspan="3">SEAT DIMENSIONS</th> <th colspan="2">BACK DIMENSIONS</th> </tr> <tr> <th>W</th> <th>D</th> <th>H</th> <th>W</th> <th>D</th> <th>H</th> <th>W</th> <th>H</th> </tr> </thead> <tbody> <tr> <td>IN 25</td> <td>23</td> <td>40.5</td> <td>20.5</td> <td>17.5</td> <td>16.5-21.5</td> <td>19</td> <td>22</td> </tr> <tr> <td>MM 635</td> <td>584</td> <td>1029</td> <td>521</td> <td>445</td> <td>419-546</td> <td>483</td> <td>559</td> </tr> </tbody> </table> <p>Ergonomic features: A, B, C, D, H, L, M, N, Q</p> <p>RTA 2 courier 1 per carton CANADA GREENGUARD</p>	OVERALL DIMENSIONS			SEAT DIMENSIONS			BACK DIMENSIONS		W	D	H	W	D	H	W	H	IN 25	23	40.5	20.5	17.5	16.5-21.5	19	22	MM 635	584	1029	521	445	419-546	483	559
	OVERALL DIMENSIONS			SEAT DIMENSIONS			BACK DIMENSIONS																										
W	D	H	W	D	H	W	H																										
IN 25	23	40.5	20.5	17.5	16.5-21.5	19	22																										
MM 635	584	1029	521	445	419-546	483	559																										
 <p>Executive Back Synchro-Tilter w/Adj. Headrest Unit weight: 49 LB 22.3 KG Carton weight: 62 LB 28.12 KG Carton volume: 11 FT³ 0.31 MT³</p>	<p>List price</p> <p>MVL2912 828 Luxhide bonded leather or fabric (previously MVL2912F)</p> <table border="1"> <thead> <tr> <th colspan="3">OVERALL DIMENSIONS</th> <th colspan="3">SEAT DIMENSIONS</th> <th colspan="2">BACK DIMENSIONS</th> </tr> <tr> <th>W</th> <th>D</th> <th>H</th> <th>W</th> <th>D</th> <th>H</th> <th>W</th> <th>H</th> </tr> </thead> <tbody> <tr> <td>IN 25</td> <td>23</td> <td>48</td> <td>20.5</td> <td>17.5</td> <td>16.5-21.5</td> <td>19</td> <td>29</td> </tr> <tr> <td>MM 635</td> <td>584</td> <td>1219</td> <td>521</td> <td>445</td> <td>419-546</td> <td>483</td> <td>737</td> </tr> </tbody> </table> <p>Ergonomic features: A, B, C, D, H, L, M, N, Q</p> <p>RTA 2 courier 1 per carton CANADA GREENGUARD</p>	OVERALL DIMENSIONS			SEAT DIMENSIONS			BACK DIMENSIONS		W	D	H	W	D	H	W	H	IN 25	23	48	20.5	17.5	16.5-21.5	19	29	MM 635	584	1219	521	445	419-546	483	737
	OVERALL DIMENSIONS			SEAT DIMENSIONS			BACK DIMENSIONS																										
W	D	H	W	D	H	W	H																										
IN 25	23	48	20.5	17.5	16.5-21.5	19	29																										
MM 635	584	1219	521	445	419-546	483	737																										
 <p>High Back Multi-Tilter Unit weight: 50 LB 22.7 KG Carton weight: 62 LB 28.12 KG Carton volume: 10.5 FT³ 0.29 MT³</p>	<p>List price</p> <p>MVL2913 753 Luxhide bonded leather or fabric (previously MVL2913F)</p> <table border="1"> <thead> <tr> <th colspan="3">OVERALL DIMENSIONS</th> <th colspan="3">SEAT DIMENSIONS</th> <th colspan="2">BACK DIMENSIONS</th> </tr> <tr> <th>W</th> <th>D</th> <th>H</th> <th>W</th> <th>D</th> <th>H</th> <th>W</th> <th>H</th> </tr> </thead> <tbody> <tr> <td>IN 25</td> <td>24</td> <td>41</td> <td>20.5</td> <td>18</td> <td>17-22</td> <td>19</td> <td>22</td> </tr> <tr> <td>MM 635</td> <td>610</td> <td>1041</td> <td>521</td> <td>457</td> <td>432-559</td> <td>483</td> <td>559</td> </tr> </tbody> </table> <p>Ergonomic features: A, B, C, D, E, F, G, H, M, N, Q, S</p> <p>RTA 2 courier 1 per carton CANADA GREENGUARD</p>	OVERALL DIMENSIONS			SEAT DIMENSIONS			BACK DIMENSIONS		W	D	H	W	D	H	W	H	IN 25	24	41	20.5	18	17-22	19	22	MM 635	610	1041	521	457	432-559	483	559
	OVERALL DIMENSIONS			SEAT DIMENSIONS			BACK DIMENSIONS																										
W	D	H	W	D	H	W	H																										
IN 25	24	41	20.5	18	17-22	19	22																										
MM 635	610	1041	521	457	432-559	483	559																										

DESCRIPTION	MODEL# / FEATURES																																			
 <p>Executive Back Multi-Tilter w/Adj. Headrest Unit weight: 51 LB 23.2 KG Carton weight: 63 LB 28.58 KG Carton volume: 11 FT³ 0.31 MT³</p>	<p>List price</p> <p>MVL2914 859 Luxhide bonded leather or fabric (previously MVL2914F)</p>																																			
	<table border="1"> <thead> <tr> <th rowspan="2"></th> <th colspan="3">OVERALL DIMENSIONS</th> <th colspan="3">SEAT DIMENSIONS</th> <th colspan="2">BACK DIMENSIONS</th> </tr> <tr> <th>W</th> <th>D</th> <th>H</th> <th>W</th> <th>D</th> <th>H</th> <th>W</th> <th>H</th> </tr> </thead> <tbody> <tr> <td>IN</td> <td>25</td> <td>24</td> <td>48</td> <td>20.5</td> <td>18</td> <td>17-22</td> <td>19</td> <td>29</td> </tr> <tr> <td>MM</td> <td>635</td> <td>610</td> <td>1219</td> <td>521</td> <td>457</td> <td>432-559</td> <td>483</td> <td>737</td> </tr> </tbody> </table>		OVERALL DIMENSIONS			SEAT DIMENSIONS			BACK DIMENSIONS		W	D	H	W	D	H	W	H	IN	25	24	48	20.5	18	17-22	19	29	MM	635	610	1219	521	457	432-559	483	737
			OVERALL DIMENSIONS			SEAT DIMENSIONS			BACK DIMENSIONS																											
		W	D	H	W	D	H	W	H																											
IN	25	24	48	20.5	18	17-22	19	29																												
MM	635	610	1219	521	457	432-559	483	737																												
<p>Ergonomic features: A, B, C, D, E, F, G, H, M, N, Q, S</p> <p>RTA 2  1 per carton  </p>																																				









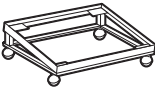



MINTO



model MVL2747

STANDARD FEATURES

- Multi-purpose stacking chairs. Canadian made.
- Fully upholstered seat and back.
- Four-legged round steel tube frame.
- Armchair has polypropylene armcaps.
- Stackable up to 5 high on floor or on optional dolly (MVL2749).
- Can be upholstered in all Global grade 1 seating textiles with the exception of Luxhide (see page 148).
- Compliant with the emissions guidelines set by the GREENGUARD Environmental Institute.
- Shipped fully assembled.
- Limited Lifetime Warranty (5-year exceptions apply - see page 152).
- Weight capacity for this series is 300 lbs.
- Bantam is a durable, bleach cleanable (9:1) vinyl, but due to the stiff nature of the textile, this vinyl is prone to bunching and will not upholster as smoothly as other coverings in this series.

DESCRIPTION	MODEL# / FEATURES																																			
 <p>Low Back Stacking Armchair Unit weight: 15 LB 6.8 KG Carton weight: 18 LB 8.16 KG Carton volume: 12.75 FT³ 0.36 MT³</p>	<p>List price</p> <p>MVL2747 256</p>																																			
	<table border="1"> <thead> <tr> <th rowspan="2"></th> <th colspan="3">OVERALL DIMENSIONS</th> <th colspan="3">SEAT DIMENSIONS</th> <th colspan="2">BACK DIMENSIONS</th> </tr> <tr> <th>W</th> <th>D</th> <th>H</th> <th>W</th> <th>D</th> <th>H</th> <th>W</th> <th>H</th> </tr> </thead> <tbody> <tr> <td>IN</td> <td>23</td> <td>22.5</td> <td>32</td> <td>18</td> <td>17.5</td> <td>18</td> <td>17.5</td> <td>13.5</td> </tr> <tr> <td>MM</td> <td>584</td> <td>572</td> <td>813</td> <td>457</td> <td>445</td> <td>457</td> <td>445</td> <td>343</td> </tr> </tbody> </table>		OVERALL DIMENSIONS			SEAT DIMENSIONS			BACK DIMENSIONS		W	D	H	W	D	H	W	H	IN	23	22.5	32	18	17.5	18	17.5	13.5	MM	584	572	813	457	445	457	445	343
			OVERALL DIMENSIONS			SEAT DIMENSIONS			BACK DIMENSIONS																											
		W	D	H	W	D	H	W	H																											
IN	23	22.5	32	18	17.5	18	17.5	13.5																												
MM	584	572	813	457	445	457	445	343																												
<p>Stacks 5 high.</p> <p>Ergonomic features: M, N</p> <p>RTA 00  2 per carton (pricing and specifications are for one chair)  </p>																																				
 <p>Armless Low Back Stacking Chair Unit weight: 14 LB 6.4 KG Carton weight: 17 LB 7.71 KG Carton volume: 11.25 FT³ 0.31 MT³</p>	<p>List price</p> <p>MVL2748 199</p>																																			
	<table border="1"> <thead> <tr> <th rowspan="2"></th> <th colspan="3">OVERALL DIMENSIONS</th> <th colspan="3">SEAT DIMENSIONS</th> <th colspan="2">BACK DIMENSIONS</th> </tr> <tr> <th>W</th> <th>D</th> <th>H</th> <th>W</th> <th>D</th> <th>H</th> <th>W</th> <th>H</th> </tr> </thead> <tbody> <tr> <td>IN</td> <td>19.5</td> <td>22.5</td> <td>32</td> <td>18</td> <td>17.5</td> <td>18</td> <td>17.5</td> <td>13.5</td> </tr> <tr> <td>MM</td> <td>495</td> <td>572</td> <td>813</td> <td>457</td> <td>445</td> <td>457</td> <td>445</td> <td>343</td> </tr> </tbody> </table>		OVERALL DIMENSIONS			SEAT DIMENSIONS			BACK DIMENSIONS		W	D	H	W	D	H	W	H	IN	19.5	22.5	32	18	17.5	18	17.5	13.5	MM	495	572	813	457	445	457	445	343
			OVERALL DIMENSIONS			SEAT DIMENSIONS			BACK DIMENSIONS																											
		W	D	H	W	D	H	W	H																											
IN	19.5	22.5	32	18	17.5	18	17.5	13.5																												
MM	495	572	813	457	445	457	445	343																												
<p>Stacks 5 high.</p> <p>Ergonomic features: M, N</p> <p>RTA 00  2 per carton (pricing and specifications are for one chair)  </p>																																				
 <p>Dolly Unit weight: 13 LB 5.9 KG Carton weight: 16 LB 7.26 KG Carton volume: 3.8 FT³ 0.1 MT³</p>	<p>List price</p> <p>MVL2749 279</p>																																			
	<table border="1"> <thead> <tr> <th rowspan="2"></th> <th colspan="3">OVERALL DIMENSIONS</th> <th colspan="3">SEAT DIMENSIONS</th> <th colspan="2">BACK DIMENSIONS</th> </tr> <tr> <th>W</th> <th>D</th> <th>H</th> <th>W</th> <th>D</th> <th>H</th> <th>W</th> <th>H</th> </tr> </thead> <tbody> <tr> <td>IN</td> <td>23.25</td> <td>24.75</td> <td>12.25</td> <td>-</td> <td>-</td> <td>-</td> <td>-</td> <td>-</td> </tr> <tr> <td>MM</td> <td>591</td> <td>629</td> <td>311</td> <td>-</td> <td>-</td> <td>-</td> <td>-</td> <td>-</td> </tr> </tbody> </table>		OVERALL DIMENSIONS			SEAT DIMENSIONS			BACK DIMENSIONS		W	D	H	W	D	H	W	H	IN	23.25	24.75	12.25	-	-	-	-	-	MM	591	629	311	-	-	-	-	-
			OVERALL DIMENSIONS			SEAT DIMENSIONS			BACK DIMENSIONS																											
		W	D	H	W	D	H	W	H																											
IN	23.25	24.75	12.25	-	-	-	-	-																												
MM	591	629	311	-	-	-	-	-																												
<p>Black steel frame on 2" casters.</p> <p>Accommodates MVL2747 and MVL2748 chairs, up to 5 high.</p> <p>RTA 1  1 per carton  </p>																																				

MVL FILE BUDDY



model MVL1105

STANDARD FEATURES





















- Swivel stool ideal for filing and any mobile desk.
- Five-legged injection molded base available in Black only
- Dual wheel carpet casters (C65) are standard.
- 13.5" diameter seat upholstered in Black vinyl (70).
- Compliant with the emissions guidelines set by the GREENGUARD Environmental Institute.
- Limited Lifetime Warranty (5-year exceptions apply - see page 152).
- Weight capacity for this series is 300 lbs.

CHAIR ADJUSTMENTS

- Pneumatic seat height adjustment.

OPTIONAL FEATURES

- For hard surface flooring casters, please specify (C65R). Add \$21/set.

DESCRIPTION	MODEL# / FEATURES																																
	List price																																
	MVL1105 284																																
 <p>Swivel Stool - 5" Pneumatic, 20" Base Unit weight: 11 LB 5 KG Carton weight: 14 LB 6.35 KG Carton volume: 2.5 FT³ 0.07 MT³</p>	Ergonomic feature: C																																
	<table border="0"> <tr> <td></td> <td></td> <td>1 per carton</td> <td></td> </tr> </table>			1 per carton																													
		1 per carton																															
	List price																																
	MVL1110 351																																
 <p>Swivel Stool - 10" Pneumatic, 22" Base Unit weight: 14 LB 6.4 KG Carton weight: 17 LB 7.71 KG Carton volume: 2.9 FT³ 0.08 MT³</p>	Ergonomic feature: C																																
	<table border="0"> <tr> <td></td> <td></td> <td>1 per carton</td> <td></td> </tr> </table>			1 per carton																													
		1 per carton																															
	List price																																
	MVL1105 284																																
	MVL1110 351																																
	<table border="0"> <tr> <th colspan="3">OVERALL DIMENSIONS</th> <th colspan="3">SEAT DIMENSIONS</th> <th colspan="2">BACK DIMENSIONS</th> </tr> <tr> <th>W</th> <th>D</th> <th>H</th> <th>W</th> <th>D</th> <th>H</th> <th>W</th> <th>H</th> </tr> <tr> <td>IN 13.5</td> <td>13.5</td> <td>18.5</td> <td>13.5</td> <td>-</td> <td>16.5-21.5</td> <td>-</td> <td>-</td> </tr> <tr> <td>MM 343</td> <td>343</td> <td>470</td> <td>343</td> <td>-</td> <td>419-546</td> <td>-</td> <td>-</td> </tr> </table>	OVERALL DIMENSIONS			SEAT DIMENSIONS			BACK DIMENSIONS		W	D	H	W	D	H	W	H	IN 13.5	13.5	18.5	13.5	-	16.5-21.5	-	-	MM 343	343	470	343	-	419-546	-	-
OVERALL DIMENSIONS			SEAT DIMENSIONS			BACK DIMENSIONS																											
W	D	H	W	D	H	W	H																										
IN 13.5	13.5	18.5	13.5	-	16.5-21.5	-	-																										
MM 343	343	470	343	-	419-546	-	-																										
	<table border="0"> <tr> <th colspan="3">OVERALL DIMENSIONS</th> <th colspan="3">SEAT DIMENSIONS</th> <th colspan="2">BACK DIMENSIONS</th> </tr> <tr> <th>W</th> <th>D</th> <th>H</th> <th>W</th> <th>D</th> <th>H</th> <th>W</th> <th>H</th> </tr> <tr> <td>IN 13.5</td> <td>13.5</td> <td>27.5</td> <td>13.5</td> <td>-</td> <td>22.5-32.5</td> <td>-</td> <td>-</td> </tr> <tr> <td>MM 343</td> <td>343</td> <td>699</td> <td>343</td> <td>-</td> <td>572-826</td> <td>-</td> <td>-</td> </tr> </table>	OVERALL DIMENSIONS			SEAT DIMENSIONS			BACK DIMENSIONS		W	D	H	W	D	H	W	H	IN 13.5	13.5	27.5	13.5	-	22.5-32.5	-	-	MM 343	343	699	343	-	572-826	-	-
OVERALL DIMENSIONS			SEAT DIMENSIONS			BACK DIMENSIONS																											
W	D	H	W	D	H	W	H																										
IN 13.5	13.5	27.5	13.5	-	22.5-32.5	-	-																										
MM 343	343	699	343	-	572-826	-	-																										

NEMO



model OTG11921J

STANDARD FEATURES

- Breathable striped mesh back.
- Standard with height adjustable T-arms with self-skinned urethane (SSU) armcaps.
- Scuff resistant arched base.
- Dual wheel carpet casters (C1) are standard.
- Only available in Jenny, Ebony (JN02) with coordinating Black mesh back.
- Compliant with the emissions guidelines set by the GREENGUARD Environmental Institute.
- Limited Lifetime Warranty (2-year exceptions apply - see page 152).
- Weight capacity for this series is 300 lbs.

CHAIR ADJUSTMENTS

- Center tilt with upright position tilt lock.
- Tilt tension adjustment.
- Pneumatic seat height adjustment.

OPTIONAL FEATURES

- Hard surface flooring casters (**C9R**) can be purchased separately. Add \$96/set.

DESCRIPTION

MODEL# / FEATURES



Mesh Back Tilter

Unit weight: 33 LB | 15 KG
 Carton weight: 40 LB | 18.14 KG
 Carton volume: 4.25 FT³ | 0.12 MT³

Ergonomic features:
 A, B, C, H, M, N, S

List price

OTG11921J 561

OVERALL DIMENSIONS

	W	D	H
IN	25	23	39
MM	635	584	991

SEAT DIMENSIONS

	W	D	H
	20	17.5	17-21
	508	445	432-533

BACK DIMENSIONS

	W	H
	19	20
	483	508



1 per carton



NEWCASTLE



model OTG11782B

STANDARD FEATURES

- A distinguished management and boardroom tilter chair.
- Fixed durable nylon arms with upholstered armcaps.
- Dual wheel carpet casters (C65) are standard.
- Seating surfaces are upholstered in Black Luxhide bonded leather.
- Compliant with the emissions guidelines set by the GREENGUARD Environmental Institute.
- Limited Lifetime Warranty (2-year exceptions apply - see page 152).
- Weight capacity for this series is 300 lbs.

CHAIR ADJUSTMENTS

- Center tilt with upright position tilt lock.
- Tilt tension adjustment.
- Pneumatic seat height adjustment.

OPTIONAL FEATURES

- Hard surface flooring casters (**C65R**) can be purchased separately. Add \$96/set.

DESCRIPTION

MODEL# / FEATURES



High Back Tilter

Unit weight: 34 LB | 15.5 KG
 Carton weight: 40 LB | 18.14 KG
 Carton volume: 5.75 FT³ | 0.16 MT³

Ergonomic features:
 A, B, C, M, N, S

List price

OTG11782B 563

OVERALL DIMENSIONS

	W	D	H
IN	25	26	46
MM	635	660	1168

SEAT DIMENSIONS

	W	D	H
	21	18	18.5-22.5
	533	457	470-572

BACK DIMENSIONS

	W	H
	21	24
	533	610



1 per carton



OVERTIME



model MVL2756

STANDARD FEATURES

- Canadian made, full function ergonomic chair designed to promote good posture and provide comfort for long-term sitting.
- High comfort seat made from variable density seat foams and a memory foam top.
- Standard with height and width adjustable T-arms with durable self-skinned urethane (SSU) armcaps.
- Dual wheel carpet casters (C65) are standard.
- Seating surfaces can be upholstered in Luxhide bonded leather, in various colors or in all Global grade 1 seating textiles (see page 148).
- Compliant with the emissions guidelines set by the GREENGUARD Environmental Institute.
- Limited Lifetime Warranty (5-year exceptions apply - see page 152).
- Weight capacity for this series is 300 lbs.

CHAIR ADJUSTMENTS

- Multi-tilter mechanism with infinite position tilt lock.
- Infinite position back and seat angle adjustments, including forward tilt.
- Ratchet back height adjustment.
- Pneumatic seat height adjustment.

OPTIONAL FEATURES

- For hard surface flooring casters, please specify (C65R). Add \$21/set.
- For optional sliding seat depth adjustment, please specify (MD). Add \$32.

ALTERNATE TEXTILE OPTIONS

- Graded-in textiles are available. No minimum quantities. Contact Customer Service for pricing.

DESCRIPTION		MODEL# / FEATURES							
<p>High Back Multi-Tilter Unit weight: 58 LB 26.4 KG Carton weight: 63 LB 28.58 KG Carton volume: 10.5 FT³ 0.29 MT³</p>		List price	661						
		MVL2756 Luxhide bonded leather or fabric (previously MVL2756F)							
		Ergonomic features: A, B, C, D, F, G, H, M, N, Q, S							
		OVERALL DIMENSIONS	SEAT DIMENSIONS	BACK DIMENSIONS					
		W	D	H	W	D	H	W	H
		IN 26	24.5	40	19.5	18	17-21	19	19-21.5
		MM 660	622	1016	495	457	432-533	483	483-546
		RTA 2		courier	1 per carton				

OVERTIME 350



model MVL13040

STANDARD FEATURES

- Canadian made, specifically intended for users of above average height and/or weight. Not intended for average size users.
- High comfort seat made from variable density seat foams and a memory foam top.
- Standard with height and width adjustable T-arms with sliding, rotating and lockable armcaps.
- Width adjustable arm extensions are standard.
- Dual wheel carpet casters (C65) are standard.
- Seating surfaces can be upholstered in Luxhide bonded leather, in various colors or in all Global grade 1 seating textiles (see page 148).
- Compliant with the emissions guidelines set by the GREENGUARD Environmental Institute.
- Limited Lifetime Warranty (5-year exceptions apply - see page 152).
- Weight capacity for this series is 350 lbs.

CHAIR ADJUSTMENTS

- Multi-tilter mechanism with infinite position tilt lock.
- Infinite position back and seat angle adjustments, including forward tilt.
- Ratchet back height adjustment.
- Pneumatic seat height adjustment.
- Seat depth adjustment.

OPTIONAL FEATURES

- For hard surface flooring casters, please specify (C65R). Add \$21/set.

ALTERNATE TEXTILE OPTIONS

- Graded-in textiles are available. No minimum quantities. Contact Customer Service for pricing.

DESCRIPTION		MODEL# / FEATURES							
<p>High Back Heavy Duty Multi-Tilter Unit weight: 62 LB 28.2 KG Carton weight: 68 LB 30.84 KG Carton volume: 15.5 FT³ 0.43 MT³</p>		List price	1023						
		MVL13040 Luxhide bonded leather or fabric (previously MVL13040F)							
		Ergonomic features: A, B, C, D, E, F, G, H, M, N, Q, R, S							
		OVERALL DIMENSIONS	SEAT DIMENSIONS	BACK DIMENSIONS					
		W	D	H	W	D	H	W	H
		IN 26	26	42	21	18-21	19-23	20.5	19.5-23
		MM 660	660	1067	533	457-533	483-584	521	495-584
		RTA 2		courier	1 per carton				

OVERTIME 350M



model MVL13090

STANDARD FEATURES

- Canadian made, specifically intended for users of above average height and/or weight. Not intended for average size users.
- High comfort seat made from Ultracell high density, highly resilient foam.
- Breathable mesh back.
- Standard with height and width adjustable T-arms with sliding, rotating and lockable armcaps.
- Dual wheel carpet casters (C65) are standard.
- Seating surfaces can be upholstered in Luxhide bonded leather, in various colors or in all Global grade 1 seating textiles (see page 148).
- Mesh back available in Charcoal only.
- Compliant with the emissions guidelines set by the GREENGUARD Environmental Institute.
- Limited Lifetime Warranty (5-year exceptions apply - see page 152).
- Weight capacity for this series is 350 lbs.

CHAIR ADJUSTMENTS

- Multi-tilter mechanism with infinite position tilt lock.
- Infinite position back and seat angle adjustments, including forward tilt.
- Adjustable lumbar support.
- Pneumatic seat height adjustment.
- Seat depth adjustment.

OPTIONAL FEATURES

- For hard surface flooring casters, please specify (C65R). Add \$21/set.

ALTERNATE TEXTILE OPTIONS

- Graded-in textiles are available (seat only). No minimum quantities. Contact Customer Service for pricing.

DESCRIPTION

MODEL# / FEATURES



Mesh High Back Heavy Duty Multi-Tilter

Unit weight: 54 LB | 24.5 KG
 Carton weight: 66 LB | 29.94 KG
 Carton volume: 11.75 FT³ | 0.33 MT³

		List price						
MVL13090		956						
Luxhide bonded leather or fabric								
OVERALL DIMENSIONS			SEAT DIMENSIONS			BACK DIMENSIONS		
W	D	H	W	D	H	W	H	
IN 26.5	23.5	43.5	21	17-20	18-22	20	23.5	
MM 673	597	1105	533	432-508	457-559	508	597	
Ergonomic features:		RTA 2		1 per carton				

OVERTIME 350S



model MVL13048

STANDARD FEATURES

- Canadian made, specifically intended for users of above average height and/or weight. Not intended for average size users.
- High comfort seat made from Ultracell high density, highly resilient foam.
- Back features side cut-outs to allow space for holsters or utility belt items.
- Standard with height and width adjustable T-arms with sliding, rotating and lockable armcaps.
- Dual wheel carpet casters (C10) are standard.
- Seating surfaces can be upholstered in Luxhide bonded leather, in various colors or in all Global grade 1 seating textiles (see page 148).
- Compliant with the emissions guidelines set by the GREENGUARD Environmental Institute.
- Limited Lifetime Warranty (5-year exceptions apply - see page 152).
- Weight capacity for this series is 350 lbs.

CHAIR ADJUSTMENTS



- Infinite position back and seat angle adjustments, including forward tilt.
- Ratchet back height adjustment.
- Pneumatic seat height adjustment.
- Seat depth adjustment.

OPTIONAL FEATURES

- For hard surface flooring casters, please specify (C10R). Add \$20/set.

ALTERNATE TEXTILE OPTIONS

- Graded-in textiles are available. No minimum quantities. Contact Customer Service for pricing.

DESCRIPTION	MODEL# / FEATURES	List price																																	
 <p>Heavy Duty Security Multi-Tilter Unit weight: 56 LB 25.5 KG Carton weight: 63 LB 28.58 KG Carton volume: 13 FT³ 0.36 MT³</p>	<p>MVL13048 Luxhide bonded leather or fabric</p> <p>Ergonomic features: A, C, D, E, G, H, M, N, Q, R</p>	956																																	
		<table border="1"> <thead> <tr> <th rowspan="2"></th> <th colspan="3">OVERALL DIMENSIONS</th> <th colspan="3">SEAT DIMENSIONS</th> <th colspan="2">BACK DIMENSIONS</th> </tr> <tr> <th>W</th> <th>D</th> <th>H</th> <th>W</th> <th>D</th> <th>H</th> <th>W</th> <th>H</th> </tr> </thead> <tbody> <tr> <td>IN</td> <td>27.5</td> <td>25</td> <td>41</td> <td>22</td> <td>18.5-21.5</td> <td>18.5-22.5</td> <td>21</td> <td>19.5-22</td> </tr> <tr> <td>MM</td> <td>699</td> <td>635</td> <td>1041</td> <td>559</td> <td>470-546</td> <td>470-572</td> <td>533</td> <td>495-559</td> </tr> </tbody> </table> <p>RTA 2 1 per carton</p> <p>CANADA CERTIFIED GREENGUARD</p>		OVERALL DIMENSIONS			SEAT DIMENSIONS			BACK DIMENSIONS		W	D	H	W	D	H	W	H	IN	27.5	25	41	22	18.5-21.5	18.5-22.5	21	19.5-22	MM	699	635	1041	559	470-546	470-572
	OVERALL DIMENSIONS			SEAT DIMENSIONS			BACK DIMENSIONS																												
	W	D	H	W	D	H	W	H																											
IN	27.5	25	41	22	18.5-21.5	18.5-22.5	21	19.5-22																											
MM	699	635	1041	559	470-546	470-572	533	495-559																											
 <p>Armless Heavy Duty Security Multi-Tilter Unit weight: 48 LB 21.8 KG Carton weight: 55 LB 24.95 KG Carton volume: 13 FT³ 0.36 MT³</p>	<p>MVL13049 Luxhide bonded leather or fabric</p> <p>Ergonomic features: A, C, D, E, G, M, N</p>	840																																	
		<table border="1"> <thead> <tr> <th rowspan="2"></th> <th colspan="3">OVERALL DIMENSIONS</th> <th colspan="3">SEAT DIMENSIONS</th> <th colspan="2">BACK DIMENSIONS</th> </tr> <tr> <th>W</th> <th>D</th> <th>H</th> <th>W</th> <th>D</th> <th>H</th> <th>W</th> <th>H</th> </tr> </thead> <tbody> <tr> <td>IN</td> <td>22</td> <td>25</td> <td>41</td> <td>22</td> <td>18.5-21.5</td> <td>18.5-22.5</td> <td>21</td> <td>19.5-22</td> </tr> <tr> <td>MM</td> <td>559</td> <td>635</td> <td>1041</td> <td>559</td> <td>470-546</td> <td>470-572</td> <td>533</td> <td>495-559</td> </tr> </tbody> </table> <p>RTA 2 1 per carton</p> <p>CANADA CERTIFIED GREENGUARD</p>		OVERALL DIMENSIONS			SEAT DIMENSIONS			BACK DIMENSIONS		W	D	H	W	D	H	W	H	IN	22	25	41	22	18.5-21.5	18.5-22.5	21	19.5-22	MM	559	635	1041	559	470-546	470-572
	OVERALL DIMENSIONS			SEAT DIMENSIONS			BACK DIMENSIONS																												
	W	D	H	W	D	H	W	H																											
IN	22	25	41	22	18.5-21.5	18.5-22.5	21	19.5-22																											
MM	559	635	1041	559	470-546	470-572	533	495-559																											

PACER



model OTG11685

STANDARD FEATURES







- Mesh back synchro-tilter chair.
- Unique back shroud and base design detailed with Tungsten accents.
- Standard with height adjustable T-arms with polyurethane armcaps.
- Dual wheel carpet casters (C65) are standard.
- Mesh back is available in Black only.
- Seating surfaces can be upholstered in all Global grade 1 seating textiles with the exception of Luxhide (see page 148).
- Compliant with the emissions guidelines set by the GREENGUARD Environmental Institute.
- Limited Lifetime Warranty (5-year exceptions apply - see page 152).
- Weight capacity for this series is 300 lbs.

CHAIR ADJUSTMENTS

- Synchro tilt with infinite position tilt lock.
- Tilt tension adjustment.
- Pneumatic seat height adjustment.

OPTIONAL FEATURES

- Hard surface flooring casters (**C65R**) can be purchased separately. Add \$96/set.
- Bantam is a durable, bleach cleanable (9:1) vinyl, but due to the stiff nature of the textile, this vinyl is prone to bunching and will not upholster as smoothly as other coverings in this series.

DESCRIPTION		MODEL# / FEATURES																																		
 <p>High Back Synchro-Tilter, Mesh Back and Uph Seat Unit weight: 42 LB 19.1 KG Carton weight: 47 LB 21.32 KG Carton volume: 4.75 FT³ 0.13 MT³</p>	<p>OTG11685</p>	List price																																		
		786																																		
		<table border="1"> <thead> <tr> <th rowspan="2"></th> <th colspan="3">OVERALL DIMENSIONS</th> <th colspan="3">SEAT DIMENSIONS</th> <th colspan="2">BACK DIMENSIONS</th> </tr> <tr> <th>W</th> <th>D</th> <th>H</th> <th>W</th> <th>D</th> <th>H</th> <th>W</th> <th>H</th> </tr> </thead> <tbody> <tr> <td>IN</td> <td>25.5</td> <td>24.5</td> <td>41</td> <td>20</td> <td>19</td> <td>16-20</td> <td>19</td> <td>22.5</td> </tr> <tr> <td>MM</td> <td>648</td> <td>622</td> <td>1041</td> <td>508</td> <td>483</td> <td>406-508</td> <td>483</td> <td>572</td> </tr> </tbody> </table>			OVERALL DIMENSIONS			SEAT DIMENSIONS			BACK DIMENSIONS		W	D	H	W	D	H	W	H	IN	25.5	24.5	41	20	19	16-20	19	22.5	MM	648	622	1041	508	483	406-508
	OVERALL DIMENSIONS				SEAT DIMENSIONS			BACK DIMENSIONS																												
	W	D	H	W	D	H	W	H																												
IN	25.5	24.5	41	20	19	16-20	19	22.5																												
MM	648	622	1041	508	483	406-508	483	572																												
<p>Ergonomic features: A, B, C, H, L, M, N</p>	<p>RTA 6</p>	<p>courier</p>	<p>1 per carton</p>																																	
 <p>Medium Back Synchro-Tilter, Mesh Back and Uph Seat Unit weight: 40 LB 18.2 KG Carton weight: 44 LB 19.96 KG Carton volume: 4 FT³ 0.11 MT³</p>	<p>OTG11686</p>	List price																																		
		679																																		
		<table border="1"> <thead> <tr> <th rowspan="2"></th> <th colspan="3">OVERALL DIMENSIONS</th> <th colspan="3">SEAT DIMENSIONS</th> <th colspan="2">BACK DIMENSIONS</th> </tr> <tr> <th>W</th> <th>D</th> <th>H</th> <th>W</th> <th>D</th> <th>H</th> <th>W</th> <th>H</th> </tr> </thead> <tbody> <tr> <td>IN</td> <td>25.5</td> <td>24.5</td> <td>36.5</td> <td>20</td> <td>19</td> <td>16-20</td> <td>19</td> <td>18</td> </tr> <tr> <td>MM</td> <td>648</td> <td>622</td> <td>927</td> <td>508</td> <td>483</td> <td>406-508</td> <td>483</td> <td>457</td> </tr> </tbody> </table>			OVERALL DIMENSIONS			SEAT DIMENSIONS			BACK DIMENSIONS		W	D	H	W	D	H	W	H	IN	25.5	24.5	36.5	20	19	16-20	19	18	MM	648	622	927	508	483	406-508
	OVERALL DIMENSIONS				SEAT DIMENSIONS			BACK DIMENSIONS																												
	W	D	H	W	D	H	W	H																												
IN	25.5	24.5	36.5	20	19	16-20	19	18																												
MM	648	622	927	508	483	406-508	483	457																												
<p>Ergonomic features: A, B, C, H, L, M, N</p>	<p>RTA 6</p>	<p>courier</p>	<p>1 per carton</p>																																	

PACIFIC



model MVL11870

STANDARD FEATURES




- High back management chair. Canadian made.
- Plush cushions and upholstered padded armcaps.
- Dual wheel carpet casters (C65) are standard.
- Seating surfaces are upholstered in Luxhide bonded leather, in various colors (see page 148).
- Compliant with the emissions guidelines set by the GREENGUARD Environmental Institute.
- Limited Lifetime Warranty (5-year exceptions apply - see page 152).
- Weight capacity for this series is 300 lbs.

CHAIR ADJUSTMENTS

- Center tilt with upright position tilt lock.
- Tilt tension adjustment.
- Pneumatic seat height adjustment.

OPTIONAL FEATURES

- For hard surface flooring casters, please specify (**C65R**). Add \$21/set.

DESCRIPTION		MODEL# / FEATURES																																		
 <p>High Back Tilter Unit weight: 41 LB 18.6 KG Carton weight: 47 LB 21.32 KG Carton volume: 9.5 FT³ 0.26 MT³</p>	<p>MVL11870</p>	List price																																		
		612																																		
		<table border="1"> <thead> <tr> <th rowspan="2"></th> <th colspan="3">OVERALL DIMENSIONS</th> <th colspan="3">SEAT DIMENSIONS</th> <th colspan="2">BACK DIMENSIONS</th> </tr> <tr> <th>W</th> <th>D</th> <th>H</th> <th>W</th> <th>D</th> <th>H</th> <th>W</th> <th>H</th> </tr> </thead> <tbody> <tr> <td>IN</td> <td>25.5</td> <td>28.5</td> <td>44.5</td> <td>21.5</td> <td>18.5</td> <td>16.5-21.5</td> <td>21.5</td> <td>25.5</td> </tr> <tr> <td>MM</td> <td>648</td> <td>724</td> <td>1130</td> <td>546</td> <td>470</td> <td>419-546</td> <td>546</td> <td>648</td> </tr> </tbody> </table>			OVERALL DIMENSIONS			SEAT DIMENSIONS			BACK DIMENSIONS		W	D	H	W	D	H	W	H	IN	25.5	28.5	44.5	21.5	18.5	16.5-21.5	21.5	25.5	MM	648	724	1130	546	470	419-546
	OVERALL DIMENSIONS				SEAT DIMENSIONS			BACK DIMENSIONS																												
	W	D	H	W	D	H	W	H																												
IN	25.5	28.5	44.5	21.5	18.5	16.5-21.5	21.5	25.5																												
MM	648	724	1130	546	470	419-546	546	648																												
<p>Ergonomic features: A, B, C, M, N, S</p>	<p>RTA 6</p>	<p>1 per carton</p>																																		

PART-TIME



model MVL2836



model MVL2847

STANDARD FEATURES

















- Canadian made, value priced, general office seating.
- Available with two different mechanism options: task or posture task.
- Contoured cushions and waterfall seat edge.
- Standard with height adjustable T-arms with self-skinned urethane (SSU) armcaps (except armless models).
- Dual wheel carpet casters (C65) are standard.
- Can be upholstered in all Global grade 1 seating textiles with the exception of Luxhide (see page 148).
- Compliant with the emissions guidelines set by the GREENGUARD Environmental Institute.
- Limited Lifetime Warranty (5-year exceptions apply - see page 152).
- Weight capacity for this series is 300 lbs.

CHAIR ADJUSTMENTS

- **Task chairs**
 - Infinite position back angle adjustment.
 - Seat depth adjustment.
 - Pneumatic seat height adjustment.
- **Posture task chairs**
 - Infinite position back angle adjustment.
 - Manual back height adjustment.
 - Pneumatic seat height adjustment.

OPTIONAL FEATURES

- For hard surface flooring casters, please specify **(C65R)**. Add \$21/set.
- Bantam is a durable, bleach cleanable (9:1) vinyl, but due to the stiff nature of the textile, this vinyl is prone to bunching and will not upholster as smoothly as other coverings in this series.

DESCRIPTION	MODEL# / FEATURES																																			
 <p>Armless Task Unit weight: 27 LB 12.3 KG Carton weight: 33 LB 14.97 KG Carton volume: 6.5 FT³ 0.18 MT³</p>	<p>List price</p> <p>MVL2836 315 Fabric (previously MVL2836F)</p>																																			
	<table border="1"> <thead> <tr> <th rowspan="2"></th> <th colspan="3">OVERALL DIMENSIONS</th> <th colspan="3">SEAT DIMENSIONS</th> <th colspan="2">BACK DIMENSIONS</th> </tr> <tr> <th>W</th> <th>D</th> <th>H</th> <th>W</th> <th>D</th> <th>H</th> <th>W</th> <th>H</th> </tr> </thead> <tbody> <tr> <td>IN</td> <td>20.5</td> <td>24.5</td> <td>36.5</td> <td>20.5</td> <td>17-18</td> <td>16.5-21.5</td> <td>19</td> <td>20</td> </tr> <tr> <td>MM</td> <td>521</td> <td>622</td> <td>927</td> <td>521</td> <td>432-457</td> <td>419-546</td> <td>483</td> <td>508</td> </tr> </tbody> </table>		OVERALL DIMENSIONS			SEAT DIMENSIONS			BACK DIMENSIONS		W	D	H	W	D	H	W	H	IN	20.5	24.5	36.5	20.5	17-18	16.5-21.5	19	20	MM	521	622	927	521	432-457	419-546	483	508
			OVERALL DIMENSIONS			SEAT DIMENSIONS			BACK DIMENSIONS																											
		W	D	H	W	D	H	W	H																											
IN	20.5	24.5	36.5	20.5	17-18	16.5-21.5	19	20																												
MM	521	622	927	521	432-457	419-546	483	508																												
<p>Ergonomic features: C, E, M, N</p> <p>RTA 2  1 per carton  </p>																																				
	<p>List price</p> <p>MVL2837 369 Fabric (previously MVL2837F)</p>																																			
 <p>Armless Posture Task Unit weight: 31 LB 14.1 KG Carton weight: 37 LB 16.78 KG Carton volume: 6.5 FT³ 0.18 MT³</p>	<table border="1"> <thead> <tr> <th rowspan="2"></th> <th colspan="3">OVERALL DIMENSIONS</th> <th colspan="3">SEAT DIMENSIONS</th> <th colspan="2">BACK DIMENSIONS</th> </tr> <tr> <th>W</th> <th>D</th> <th>H</th> <th>W</th> <th>D</th> <th>H</th> <th>W</th> <th>H</th> </tr> </thead> <tbody> <tr> <td>IN</td> <td>20.5</td> <td>24</td> <td>37.5</td> <td>20.5</td> <td>17.5</td> <td>16.5-21.5</td> <td>19</td> <td>16-20</td> </tr> <tr> <td>MM</td> <td>521</td> <td>610</td> <td>953</td> <td>521</td> <td>445</td> <td>419-546</td> <td>483</td> <td>406-508</td> </tr> </tbody> </table>		OVERALL DIMENSIONS			SEAT DIMENSIONS			BACK DIMENSIONS		W	D	H	W	D	H	W	H	IN	20.5	24	37.5	20.5	17.5	16.5-21.5	19	16-20	MM	521	610	953	521	445	419-546	483	406-508
			OVERALL DIMENSIONS			SEAT DIMENSIONS			BACK DIMENSIONS																											
		W	D	H	W	D	H	W	H																											
	IN	20.5	24	37.5	20.5	17.5	16.5-21.5	19	16-20																											
MM	521	610	953	521	445	419-546	483	406-508																												
<p>Ergonomic features: C, D, G, M, N</p> <p>RTA 2  1 per carton  </p>																																				
	<p>List price</p> <p>MVL2846 398 Fabric (previously MVL2846F)</p>																																			
 <p>Task w/Arms Unit weight: 33 LB 15 KG Carton weight: 39 LB 17.69 KG Carton volume: 7 FT³ 0.19 MT³</p>	<table border="1"> <thead> <tr> <th rowspan="2"></th> <th colspan="3">OVERALL DIMENSIONS</th> <th colspan="3">SEAT DIMENSIONS</th> <th colspan="2">BACK DIMENSIONS</th> </tr> <tr> <th>W</th> <th>D</th> <th>H</th> <th>W</th> <th>D</th> <th>H</th> <th>W</th> <th>H</th> </tr> </thead> <tbody> <tr> <td>IN</td> <td>26.5</td> <td>24.5</td> <td>36.5</td> <td>20.5</td> <td>17-18</td> <td>16.5-21.5</td> <td>19</td> <td>20</td> </tr> <tr> <td>MM</td> <td>673</td> <td>622</td> <td>927</td> <td>521</td> <td>432-457</td> <td>419-546</td> <td>483</td> <td>508</td> </tr> </tbody> </table>		OVERALL DIMENSIONS			SEAT DIMENSIONS			BACK DIMENSIONS		W	D	H	W	D	H	W	H	IN	26.5	24.5	36.5	20.5	17-18	16.5-21.5	19	20	MM	673	622	927	521	432-457	419-546	483	508
			OVERALL DIMENSIONS			SEAT DIMENSIONS			BACK DIMENSIONS																											
		W	D	H	W	D	H	W	H																											
	IN	26.5	24.5	36.5	20.5	17-18	16.5-21.5	19	20																											
MM	673	622	927	521	432-457	419-546	483	508																												
<p>Ergonomic features: C, E, H, M, N</p> <p>RTA 2  1 per carton  </p>																																				
	<p>List price</p> <p>MVL2847 453 Fabric (previously MVL2847F)</p>																																			
 <p>Posture Task w/Arms Unit weight: 37 LB 16.8 KG Carton weight: 43 LB 19.5 KG Carton volume: 8.5 FT³ 0.24 MT³</p>	<table border="1"> <thead> <tr> <th rowspan="2"></th> <th colspan="3">OVERALL DIMENSIONS</th> <th colspan="3">SEAT DIMENSIONS</th> <th colspan="2">BACK DIMENSIONS</th> </tr> <tr> <th>W</th> <th>D</th> <th>H</th> <th>W</th> <th>D</th> <th>H</th> <th>W</th> <th>H</th> </tr> </thead> <tbody> <tr> <td>IN</td> <td>26.5</td> <td>24</td> <td>37.5</td> <td>20.5</td> <td>17.5</td> <td>16.5-21.5</td> <td>19</td> <td>16-20</td> </tr> <tr> <td>MM</td> <td>673</td> <td>610</td> <td>953</td> <td>521</td> <td>445</td> <td>419-546</td> <td>483</td> <td>406-508</td> </tr> </tbody> </table>		OVERALL DIMENSIONS			SEAT DIMENSIONS			BACK DIMENSIONS		W	D	H	W	D	H	W	H	IN	26.5	24	37.5	20.5	17.5	16.5-21.5	19	16-20	MM	673	610	953	521	445	419-546	483	406-508
			OVERALL DIMENSIONS			SEAT DIMENSIONS			BACK DIMENSIONS																											
		W	D	H	W	D	H	W	H																											
	IN	26.5	24	37.5	20.5	17.5	16.5-21.5	19	16-20																											
MM	673	610	953	521	445	419-546	483	406-508																												
<p>Ergonomic features: C, D, G, H, M, N</p> <p>RTA 2  1 per carton  </p>																																				

PETRA



model OTG11320B

STANDARD FEATURES

- Breathable mesh back.
- Standard with height adjustable T-arms with self-skinned urethane (SSU) armcaps.
- Scuff resistant base.
- Dual wheel carpet casters (C65) are standard.
- Only available in Black mesh fabric (MS20) seat with a Black mesh back.
- Compliant with the emissions guidelines set by the GREENGUARD Environmental Institute.
- Limited Lifetime Warranty (2-year exceptions apply - see page 152).
- Weight capacity for this series is 300 lbs.

CHAIR ADJUSTMENTS

- Center tilt with upright position tilt lock.
- Tilt tension adjustment.
- Pneumatic seat height adjustment.

OPTIONAL FEATURES

- Hard surface flooring casters (**C65R**) can be purchased separately. Add \$96/set.

DESCRIPTION

MODEL# / FEATURES



Mesh Back Tilter

Unit weight: 29 LB | 13.2 KG
 Carton weight: 36.45 LB | 16.53 KG
 Carton volume: 4.7 FT³ | 0.13 MT³

Ergonomic features:
 A, B, C, H, M, N, S

List price

OTG11320B

525

OVERALL DIMENSIONS			SEAT DIMENSIONS			BACK DIMENSIONS	
	W	D	W	D	H	W	H
IN	24	23	20	17.5	18-22	18.5	18.5
MM	610	584	508	445	457-559	470	470

RTA 8



1 per carton



PLAN



model OTG13072

STANDARD FEATURES

- Upholstered seat and Black cellular mesh back.
- Height adjustable lumbar support.
- Available with three arm options - armless, fixed arms, and height adjustable arms with soft self-skinned urethane (SSU) armcaps.
- Dual wheel carpet casters (C1) are standard.
- Seats can be upholstered in Luxhide bonded leather (various colors) or in all Global grade 1 seating textiles (see page 148).
- Limited Lifetime Warranty (5-year exceptions apply - see page 152).
- Weight capacity for this series is 300 lbs.

CHAIR ADJUSTMENTS

- Synchro tilter mechanism with upright position tilt lock.
- Tilt tension adjustment.
- Pneumatic seat height adjustment.

OPTIONAL FEATURES

- Hard surface flooring casters (**C65R**) can be purchased separately. Add \$96/set.
- Arm sets can be purchased separately.

ALTERNATE TEXTILE OPTIONS

- Graded-in textiles are available (seat only). No minimum quantities. Contact Customer Service for pricing.

DESCRIPTION MODEL# / FEATURES

<p>Armless Synchro-Tilter, Mesh High Back and Uph Seat Unit weight: 25 LB 11.4 KG Carton weight: 32 LB 14.51 KG Carton volume: 6.5 FT³ 0.18 MT³</p>	<p>OTG13070</p> <p>Ergonomic features: A, B, C, D, L, M, N</p>	List price	515																																	
		<table border="1"> <thead> <tr> <th colspan="3">OVERALL DIMENSIONS</th> <th colspan="3">SEAT DIMENSIONS</th> <th colspan="2">BACK DIMENSIONS</th> </tr> <tr> <th>W</th> <th>D</th> <th>H</th> <th>W</th> <th>D</th> <th>H</th> <th>W</th> <th>H</th> </tr> </thead> <tbody> <tr> <td>IN 19</td> <td>22</td> <td>38</td> <td>19</td> <td>17</td> <td>16.5-20.5</td> <td>17.5</td> <td>20</td> </tr> <tr> <td>MM 483</td> <td>559</td> <td>965</td> <td>483</td> <td>432</td> <td>419-521</td> <td>445</td> <td>508</td> </tr> </tbody> </table>		OVERALL DIMENSIONS			SEAT DIMENSIONS			BACK DIMENSIONS		W	D	H	W	D	H	W	H	IN 19	22	38	19	17	16.5-20.5	17.5	20	MM 483	559	965	483	432	419-521	445	508	<p>RTA 8</p> <p>courier 1 per carton</p> <p></p>
		OVERALL DIMENSIONS			SEAT DIMENSIONS			BACK DIMENSIONS																												
W	D	H	W	D	H	W	H																													
IN 19	22	38	19	17	16.5-20.5	17.5	20																													
MM 483	559	965	483	432	419-521	445	508																													

<p>Synchro-Tilter, Mesh High Back and Uph Seat w/Fixed Arms Unit weight: 31 LB 14.1 KG Carton weight: 41 LB 18.6 KG Carton volume: 6.5 FT³ 0.18 MT³</p>	<p>OTG13071</p> <p>Ergonomic features: A, B, C, D, L, M, N</p>	List price	582																																	
		<table border="1"> <thead> <tr> <th colspan="3">OVERALL DIMENSIONS</th> <th colspan="3">SEAT DIMENSIONS</th> <th colspan="2">BACK DIMENSIONS</th> </tr> <tr> <th>W</th> <th>D</th> <th>H</th> <th>W</th> <th>D</th> <th>H</th> <th>W</th> <th>H</th> </tr> </thead> <tbody> <tr> <td>IN 25</td> <td>22</td> <td>38</td> <td>19</td> <td>17</td> <td>16.5-20.5</td> <td>17.5</td> <td>20</td> </tr> <tr> <td>MM 635</td> <td>559</td> <td>965</td> <td>483</td> <td>432</td> <td>419-521</td> <td>445</td> <td>508</td> </tr> </tbody> </table>		OVERALL DIMENSIONS			SEAT DIMENSIONS			BACK DIMENSIONS		W	D	H	W	D	H	W	H	IN 25	22	38	19	17	16.5-20.5	17.5	20	MM 635	559	965	483	432	419-521	445	508	<p>RTA 2</p> <p>courier 1 per carton</p> <p></p>
		OVERALL DIMENSIONS			SEAT DIMENSIONS			BACK DIMENSIONS																												
W	D	H	W	D	H	W	H																													
IN 25	22	38	19	17	16.5-20.5	17.5	20																													
MM 635	559	965	483	432	419-521	445	508																													

<p>Synchro-Tilter, Mesh High Back and Uph Seat w/Arms Unit weight: 31 LB 14.1 KG Carton weight: 41 LB 18.6 KG Carton volume: 6.5 FT³ 0.18 MT³</p>	<p>OTG13072</p> <p>Ergonomic features: A, B, C, D, H, L, M, N</p>	List price	651																																	
		<table border="1"> <thead> <tr> <th colspan="3">OVERALL DIMENSIONS</th> <th colspan="3">SEAT DIMENSIONS</th> <th colspan="2">BACK DIMENSIONS</th> </tr> <tr> <th>W</th> <th>D</th> <th>H</th> <th>W</th> <th>D</th> <th>H</th> <th>W</th> <th>H</th> </tr> </thead> <tbody> <tr> <td>IN 25</td> <td>22</td> <td>38</td> <td>19</td> <td>17</td> <td>16.5-20.5</td> <td>17.5</td> <td>20</td> </tr> <tr> <td>MM 635</td> <td>559</td> <td>965</td> <td>483</td> <td>432</td> <td>419-521</td> <td>445</td> <td>508</td> </tr> </tbody> </table>		OVERALL DIMENSIONS			SEAT DIMENSIONS			BACK DIMENSIONS		W	D	H	W	D	H	W	H	IN 25	22	38	19	17	16.5-20.5	17.5	20	MM 635	559	965	483	432	419-521	445	508	<p>RTA 2</p> <p>courier 1 per carton</p> <p></p>
		OVERALL DIMENSIONS			SEAT DIMENSIONS			BACK DIMENSIONS																												
W	D	H	W	D	H	W	H																													
IN 25	22	38	19	17	16.5-20.5	17.5	20																													
MM 635	559	965	483	432	419-521	445	508																													

<p>Fixed T-Arms - 1 pair Unit weight: 4 LB 1.8 KG Carton weight: 7.5 LB 3.4 KG Carton volume: 0.6 FT³ 0.01 MT³</p>	<p>OTG13073</p>	List price	69													
		<table border="1"> <thead> <tr> <th colspan="3">OVERALL DIMENSIONS</th> </tr> <tr> <th>W</th> <th>D</th> <th>H</th> </tr> </thead> <tbody> <tr> <td>IN 3</td> <td>10</td> <td>11</td> </tr> <tr> <td>MM 76</td> <td>254</td> <td>279</td> </tr> </tbody> </table>		OVERALL DIMENSIONS			W	D	H	IN 3	10	11	MM 76	254	279	<p>RTA 00</p> <p>courier 1 pair per carton (pricing is for the pair, specifications are for one arm)</p>
		OVERALL DIMENSIONS														
W	D	H														
IN 3	10	11														
MM 76	254	279														

<p>Height Adjustable T-Arms - 1 pair Unit weight: 5 LB 2.3 KG Carton weight: 8 LB 3.63 KG Carton volume: 0.6 FT³ 0.01 MT³</p>	<p>OTG13074</p>	List price	135													
		<table border="1"> <thead> <tr> <th colspan="3">OVERALL DIMENSIONS</th> </tr> <tr> <th>W</th> <th>D</th> <th>H</th> </tr> </thead> <tbody> <tr> <td>IN 3.5</td> <td>9.5</td> <td>11.5</td> </tr> <tr> <td>MM 89</td> <td>241</td> <td>292</td> </tr> </tbody> </table>		OVERALL DIMENSIONS			W	D	H	IN 3.5	9.5	11.5	MM 89	241	292	<p>RTA 00</p> <p>courier 1 pair per carton (pricing is for the pair, specifications are for one arm)</p>
		OVERALL DIMENSIONS														
W	D	H														
IN 3.5	9.5	11.5														
MM 89	241	292														

SAFARI



model OTG13026

STANDARD FEATURES

- Mesh back tilter chair.
- Compact design suitable for average to petite size individuals.
- Contoured Black mesh back with lumbar strap provides excellent support.
- Fixed loop arms.
- Black base with dual wheel carpet casters (C1) is standard.
- Seat can be upholstered in all Global grade 1 seating textiles or in Luxhide bonded leather (see page 148).
- Compliant with the emissions guidelines set by the GREENGUARD Environmental Institute.
- Limited Lifetime Warranty (5-year exceptions apply - see page 152).
- Weight capacity for this series is 300 lbs.

CHAIR ADJUSTMENTS

- Center tilt with upright position tilt lock.
- Tilt tension adjustment.
- Pneumatic seat height adjustment.

OPTIONAL FEATURES

- Hard surface flooring casters (C9R) can be purchased separately. Add \$96/set.

ALTERNATE TEXTILE OPTIONS

- Graded-in textiles are available (seat only). No minimum quantities. Contact Customer Service for pricing.

DESCRIPTION

MODEL# / FEATURES



Medium Mesh Back Tilter
 Unit weight: 27 LB | 12.3 KG
 Carton weight: 32 LB | 14.51 KG
 Carton volume: 4.5 FT³ | 0.12 MT³

Ergonomic features:
 A, B, C, M, N, S

List price

OTG13026 456

	OVERALL DIMENSIONS			SEAT DIMENSIONS			BACK DIMENSIONS	
	W	D	H	W	D	H	W	H
IN	23	23.5	40	19	17	18.25-22.25	19	19
MM	584	597	991	483	432	464-565	483	483

RTA 8



1 per carton



SIX 13



model OTG11613B

STANDARD FEATURES

- A value priced multi-tilter chair with many ergonomic features.
- Standard with height adjustable T-arms with self-skinned urethane (SSU) armcaps.
- Dual wheel carpet casters (C65) are standard.
- Upholstered in Black, Quilt (QL10) only.
- Compliant with the emissions guidelines set by the GREENGUARD Environmental Institute.
- Limited Lifetime Warranty (2-year exceptions apply - see page 152).
- Weight capacity for this series is 300 lbs.

CHAIR ADJUSTMENTS

- Multi-Center tilt with infinite position tilt lock.
- Infinite position back and seat angle adjustments.
- Concealed ratchet back height adjustment.
- Pneumatic seat height adjustment.

OPTIONAL FEATURES

- Hard surface flooring casters (C65R) can be purchased separately. Add \$96/set.

DESCRIPTION

MODEL# / FEATURES



Medium Back Multi-Tilter
 Unit weight: 37 LB | 16.8 KG
 Carton weight: 41 LB | 18.6 KG
 Carton volume: 5.77 FT³ | 0.16 MT³

Ergonomic features:
 A, B, C, D, G, H, M, N, S

List price

OTG11613B 622

	OVERALL DIMENSIONS			SEAT DIMENSIONS			BACK DIMENSIONS	
	W	D	H	W	D	H	W	H
IN	25.5	24	39	21	18.5	17.5-22.5	20.5	17.5-19
MM	648	610	991	533	470	445-572	521	445-483

RTA 8



1 per carton



SIX 31



model OTG11631B

STANDARD FEATURES





- A great general purpose office chair.
- Contoured seat and back with thick cushions.
- Standard with height adjustable T-arms with self-skinned urethane (SSU) armcaps.
- Dual wheel carpet casters (C65) are standard.
- OTG11531B and OTG11631B are upholstered in Black, Quilt (QL10)
- Compliant with the emissions guidelines set by the GREENGUARD Environmental Institute.
- Limited Lifetime Warranty (2-year exceptions apply - see page 152).
- Weight capacity for this series is 300 lbs.

CHAIR ADJUSTMENTS

- **Multi-tilter chair**
 - Center tilt with infinite position tilt lock.
 - Tilt tension adjustment.
 - Independent back and seat angle adjustments.
 - Internal ratchet back height adjustment.
 - Seat depth adjustment.
 - Pneumatic seat height adjustment.
- **Operator chairs**
 - Center tilt with infinite position tilt lock.
 - Tilt tension adjustment.
 - Independent back and seat angle adjustments
 - Back height adjustment.
 - Pneumatic seat height adjustment.

OPTIONAL FEATURES

- Hard surface flooring casters (**C65R**) can be purchased separately. Add \$96/set.

DESCRIPTION	MODEL# / FEATURES	List price								
 <p>Medium Back Multi-Tilter Unit weight: 55 LB 25 KG Carton weight: 65 LB 29.48 KG Carton volume: 8 FT³ 0.22 MT³</p>	<p>OTG11531B Black</p> <p>Ergonomic features: A, B, C, D, E, F, G, H, M, N, S</p>	<p>OVERALL DIMENSIONS</p> <p>W D H</p>			<p>SEAT DIMENSIONS</p> <p>W D H</p>			<p>BACK DIMENSIONS</p> <p>W H</p>		
		<p>IN 25.5 24 42.5 MM 648 610 1080</p>	<p>20 17 19-23 508 432 483-584</p>	<p>19.5 20.5-23.5 495 521-597</p>	<p>RTA 8 courier 1 per carton</p>					
 <p>Medium Back Operator Unit weight: 42 LB 19.1 KG Carton weight: 46 LB 20.87 KG Carton volume: 6.5 FT³ 0.18 MT³</p>	<p>OTG11631B Black</p> <p>Ergonomic features: A, B, C, D, G, H, M, N, S</p>	<p>OVERALL DIMENSIONS</p> <p>W D H</p>			<p>SEAT DIMENSIONS</p> <p>W D H</p>			<p>BACK DIMENSIONS</p> <p>W H</p>		
		<p>IN 25.5 25 44 MM 648 635 1118</p>	<p>20.5 19 18.5-22.5 521 483 470-572</p>	<p>20 23-24.5 508 584-622</p>	<p>RTA 8 courier 1 per carton</p>					

SODA



model MVL13017

STANDARD FEATURES

- A contemporary, yet retro light lounge series featuring fully upholstered cushions.
- Back design on lounge chair offers flexible movement.
- Generous proportions allow for a variety of seating positions.
- Chair and ottoman are standard with a Chrome frame with clear polycarbonate glides and are suitable for carpet, rubber or concrete flooring.
- Can be upholstered in all Global grade 1 seating textiles or in Luxhide bonded leather (see page 148).
- Compliant with the emissions guidelines set by the GREENGUARD Environmental Institute.
- Limited Lifetime Warranty (5-year exceptions apply - see page 152).
- Weight capacity for this series is 300 lbs.

ALTERNATE TEXTILE OPTIONS

- Graded-in textiles are available. No minimum quantities. Contact Customer Service for pricing.
- Bantam is a durable, bleach cleanable (9:1) vinyl, but due to the stiff nature of the textile, this vinyl is prone to bunching and will not upholster as smoothly as other coverings in this series.

DESCRIPTION MODEL# / FEATURES



Lounge Chair
 Unit weight: 30 LB | 13.6 KG
 Carton weight: 37 LB | 16.78 KG
 Carton volume: 15.75 FT³ | 0.44 MT³

List price							
MVL13017	646						
Luxhide bonded leather or fabric (previously MVL13017F)							
OVERALL DIMENSIONS			SEAT DIMENSIONS			BACK DIMENSIONS	
W	D	H	W	D	H	W	H
IN 27	24	32	27	18	17	22	15.5
MM 686	610	813	686	457	432	559	394
Ergonomic features: M, N		RTA 00	1 per carton				



Bench Ottoman
 Unit weight: 19 LB | 8.6 KG
 Carton weight: 25 LB | 11.34 KG
 Carton volume: 10.25 FT³ | 0.29 MT³

List price							
MVL13018	494						
OVERALL DIMENSIONS							
W	D	H					
IN 27	21	18.75					
MM 686	533	476					
Ergonomic features: M, N		RTA 00	1 per carton				

SODA TABLES



model MVL13016

STANDARD FEATURES

- 1" thick thermally fused laminate top surface with 2mm matching edgeband.
- Tables are standard with a Chrome frame with clear polycarbonate glides and are suitable for carpet, rubber or concrete flooring.
- Top surface available in 16 standard finishes (see page 149).
- Meets applicable ANSI/BIFMA standards.

TABLES MODEL # DIMENSIONS IN MM WEIGHT LB KG VOLUME FT³ MT³ LIST PRICE

		W x D x H			LIST PRICE
	MVL13016	30 x - x 15.25	40	13	\$445
	30" round	762 x - x 387	18.14	0.36	
	MVL13023	30 x - x 15.25	45	13	\$445
	30" square	762 x - x 387	20.41	0.36	

30" Tables

Shipped assembled in 1 carton.



SPARROW



model OTG10920

STANDARD FEATURES

- Multi-purpose guest/occasional chair.
- Durable welded four-legged steel frame.
- Black mesh back with Black, Quilt (QL10) seat.
- Seat shroud design protects cushion seat pad when stacked.
- Nylon loop arms.
- Black nylon frame features a unique back grid.
- Shipped assembled - 4 per carton.
- Compliant with the emissions guidelines set by the GREENGUARD Environmental Institute.
- Limited Lifetime Warranty (2-year exceptions apply - see page 152).
- Weight capacity for this series is 300 lbs.

DESCRIPTION	MODEL# / FEATURES	List price							
 <p>Guest Chair, Mesh Back and Uph Seat Unit weight: 18.5 LB 8.4 KG Carton weight: 20 LB 9.07 KG Carton volume: 17.5 FT³ 0.49 MT³</p>	OTG10920 Ergonomic features: M, N	285							
		OVERALL DIMENSIONS			SEAT DIMENSIONS			BACK DIMENSIONS	
		W	D	H	W	D	H	W	H
IN	24	21.5	33.5	18	17	18.5	17	15	
MM	610	546	851	457	432	470	432	381	
		Ergonomic features: M, N		RTA 00		4 per carton (pricing and specifications are for one chair)			

STRADIC



model MVL11860

STANDARD FEATURES






- Tilter chair with a unique design mesh back.
- Standard with height adjustable arms with soft self-skinned urethane (SSU) armcaps that slide forward and backward.
- Dual wheel carpet casters (C1) are standard.
- Air flow mesh back is available in Black only.
- Seating surfaces can be upholstered in all Global grade 1 seating textiles with the exception of Luxhide (see page 148).
- Compliant with the emissions guidelines set by the GREENGUARD Environmental Institute.
- Limited Lifetime Warranty (5-year exceptions apply - see page 152).
- Weight capacity for this series is 300 lbs.

CHAIR ADJUSTMENTS

- Center tilt with upright position tilt lock.
- Tilt tension adjustment.
- Pneumatic seat height adjustment.

OPTIONAL FEATURES

- For hard surface flooring casters, please specify (C9R). Add \$21/set.
- Bantam is a durable, bleach cleanable (9:1) vinyl, but due to the stiff nature of the textile, this vinyl is prone to bunching and will not upholster as smoothly as other coverings in this series.

DESCRIPTION	MODEL# / FEATURES																																
 <p>Tilter, Mesh Back and Uph seat Unit weight: 35 LB 15.9 KG Carton weight: 40 LB 18.14 KG Carton volume: 9.5 FT³ 0.26 MT³</p>	List price																																
	MVL11860	515																															
	<table border="1"> <thead> <tr> <th colspan="3">OVERALL DIMENSIONS</th> <th colspan="3">SEAT DIMENSIONS</th> <th colspan="2">BACK DIMENSIONS</th> </tr> <tr> <th></th> <th>W</th> <th>D</th> <th>W</th> <th>D</th> <th>H</th> <th>W</th> <th>H</th> </tr> </thead> <tbody> <tr> <td>IN</td> <td>25</td> <td>23.5</td> <td>20</td> <td>17.5</td> <td>15.5-20.5</td> <td>18.5</td> <td>18</td> </tr> <tr> <td>MM</td> <td>635</td> <td>597</td> <td>508</td> <td>445</td> <td>394-521</td> <td>470</td> <td>457</td> </tr> </tbody> </table>		OVERALL DIMENSIONS			SEAT DIMENSIONS			BACK DIMENSIONS			W	D	W	D	H	W	H	IN	25	23.5	20	17.5	15.5-20.5	18.5	18	MM	635	597	508	445	394-521	470
OVERALL DIMENSIONS			SEAT DIMENSIONS			BACK DIMENSIONS																											
	W	D	W	D	H	W	H																										
IN	25	23.5	20	17.5	15.5-20.5	18.5	18																										
MM	635	597	508	445	394-521	470	457																										
Ergonomic features: A, B, C, H, M, N, S	  1 per carton	 																															

SUBURB



model MVL13051



model MVL13052

STANDARD FEATURES

- Canadian made sofa series.
- All models are freestanding.
- Thick, plush cushions are reversible and removable.
- Standard with tapered wood legs in Black finish.
- Arms taper forward and feature a radius end.
- Can be upholstered in all Global grade 1 seating textiles or in Luxhide bonded leather (see page 148).
- Compliant with the emissions guidelines set by the GREENGUARD Environmental Institute.
- Limited Lifetime Warranty (5-year exceptions apply - see page 152).
- Weight capacity for this series is 300 lbs. per seat.

ALTERNATE TEXTILE OPTIONS

- Graded-in textiles are available. No minimum quantities. Contact Customer Service for pricing.

DESCRIPTION

MODEL# / FEATURES



Lounge Chair


Unit weight: 49 LB | 22.3 KG
 Carton weight: 59 LB | 26.76 KG
 Carton volume: 14.5 FT³ | 0.41 MT³

MVL13051

List price

862

	OVERALL DIMENSIONS			SEAT DIMENSIONS			BACK DIMENSIONS	
	W	D	H	W	D	H	W	H
IN	30.25	32.75	31.5	21	19.5	17.5	21	14.5
MM	768	832	800	533	495	445	533	368
	RTA 00			courier			1 per carton	
				CANADA			GREENGUARD	



Two Seat Sofa


Unit weight: 71 LB | 32.3 KG
 Carton weight: 83 LB | 37.65 KG
 Carton volume: 24.25 FT³ | 0.68 MT³

MVL13052

List price

1316

	OVERALL DIMENSIONS			SEAT DIMENSIONS			BACK DIMENSIONS	
	W	D	H	W	D	H	W	H
IN	52.25	32.75	31.5	43	19.5	17.5	43	14.5
MM	1327	832	800	1092	495	445	1092	368
	RTA 00			1 per carton			CANADA	
				GREENGUARD				



Three Seat Sofa

Unit weight: 94 LB | 42.7 KG
 Carton weight: 108 LB | 48.99 KG
 Carton volume: 34.25 FT³ | 0.96 MT³

MVL13053

List price

1767

	OVERALL DIMENSIONS			SEAT DIMENSIONS			BACK DIMENSIONS	
	W	D	H	W	D	H	W	H
IN	74.25	32.75	31.5	65	19.5	17.5	65	14.5
MM	1886	832	800	1651	495	445	1651	368
	RTA 00			1 per carton			CANADA	
				GREENGUARD				

TAMI



model MVL1617



model MVL1616

STANDARD FEATURES




- Canadian made task chairs.
- Hinged back for enhanced comfort.
- Scuff resistant outer back shroud.
- MVL1617 is standard with height adjustable T-arms with self-skinned urethane (SSU) armcaps.
- Dual wheel carpet casters (C65) are standard.
- Can be upholstered in all Global grade 1 seating textiles with the exception of Luxhide (see page 148).
- Compliant with the emissions guidelines set by the GREENGUARD Environmental Institute.
- Limited Lifetime Warranty (5-year exceptions apply - see page 152).
- Weight capacity for this series is 300 lbs.

CHAIR ADJUSTMENTS

- Seat depth adjustment.
- Pneumatic seat height adjustment.

OPTIONAL FEATURES

- For hard surface flooring casters, please specify (C65R). Add \$21/set.
- Bantam is a durable, bleach cleanable (9:1) vinyl, but due to the stiff nature of the textile, this vinyl is prone to bunching and will not upholster as smoothly as other coverings in this series.

DESCRIPTION	MODEL# / FEATURES																																			
 <p>Armless Task Unit weight: 18 LB 8.2 KG Carton weight: 21 LB 9.53 KG Carton volume: 3.6 FT³ 0.1 MT³</p>	<p>List price</p> <p>MVL1616 231</p>																																			
	<table border="1"> <thead> <tr> <th rowspan="2"></th> <th colspan="3">OVERALL DIMENSIONS</th> <th colspan="3">SEAT DIMENSIONS</th> <th colspan="2">BACK DIMENSIONS</th> </tr> <tr> <th>W</th> <th>D</th> <th>H</th> <th>W</th> <th>D</th> <th>H</th> <th>W</th> <th>H</th> </tr> </thead> <tbody> <tr> <td>IN</td> <td>18</td> <td>22</td> <td>32</td> <td>18</td> <td>16</td> <td>15.5-20.5</td> <td>15.5</td> <td>14</td> </tr> <tr> <td>MM</td> <td>457</td> <td>559</td> <td>813</td> <td>457</td> <td>406</td> <td>394-521</td> <td>394</td> <td>356</td> </tr> </tbody> </table> <p>Ergonomic features: C, E, M, N</p> <p>RTA 2 courier 1 per carton CANADA GREENGUARD CERTIFIED</p>		OVERALL DIMENSIONS			SEAT DIMENSIONS			BACK DIMENSIONS		W	D	H	W	D	H	W	H	IN	18	22	32	18	16	15.5-20.5	15.5	14	MM	457	559	813	457	406	394-521	394	356
			OVERALL DIMENSIONS			SEAT DIMENSIONS			BACK DIMENSIONS																											
W		D	H	W	D	H	W	H																												
IN	18	22	32	18	16	15.5-20.5	15.5	14																												
MM	457	559	813	457	406	394-521	394	356																												
<p>List price</p> <p>MVL1617 324</p>																																				
 <p>Task w/Arms Unit weight: 24 LB 10.9 KG Carton weight: 27 LB 12.25 KG Carton volume: 4.6 FT³ 0.13 MT³</p>	<table border="1"> <thead> <tr> <th rowspan="2"></th> <th colspan="3">OVERALL DIMENSIONS</th> <th colspan="3">SEAT DIMENSIONS</th> <th colspan="2">BACK DIMENSIONS</th> </tr> <tr> <th>W</th> <th>D</th> <th>H</th> <th>W</th> <th>D</th> <th>H</th> <th>W</th> <th>H</th> </tr> </thead> <tbody> <tr> <td>IN</td> <td>22</td> <td>22</td> <td>32</td> <td>18</td> <td>16</td> <td>15.5-20.5</td> <td>15.5</td> <td>14</td> </tr> <tr> <td>MM</td> <td>559</td> <td>559</td> <td>813</td> <td>457</td> <td>406</td> <td>394-521</td> <td>394</td> <td>356</td> </tr> </tbody> </table> <p>Ergonomic features: C, E, H, M, N</p> <p>RTA 2 courier 1 per carton CANADA GREENGUARD CERTIFIED</p>		OVERALL DIMENSIONS			SEAT DIMENSIONS			BACK DIMENSIONS		W	D	H	W	D	H	W	H	IN	22	22	32	18	16	15.5-20.5	15.5	14	MM	559	559	813	457	406	394-521	394	356
			OVERALL DIMENSIONS			SEAT DIMENSIONS			BACK DIMENSIONS																											
		W	D	H	W	D	H	W	H																											
IN	22	22	32	18	16	15.5-20.5	15.5	14																												
MM	559	559	813	457	406	394-521	394	356																												
<p>List price</p> <p>MVL2784 119</p>																																				
 <p>Height Adjustable T-Arms - 1 pair Unit weight: 8 LB 3.6 KG Carton weight: 10 LB 4.54 KG Carton volume: 1.3 FT³ 0.03 MT³</p>	<table border="1"> <thead> <tr> <th rowspan="2"></th> <th colspan="3">OVERALL DIMENSIONS</th> <th colspan="3">SEAT DIMENSIONS</th> <th colspan="2">BACK DIMENSIONS</th> </tr> <tr> <th>W</th> <th>D</th> <th>H</th> <th>W</th> <th>D</th> <th>H</th> <th>W</th> <th>H</th> </tr> </thead> <tbody> <tr> <td>IN</td> <td>3</td> <td>10</td> <td>12</td> <td>-</td> <td>-</td> <td>-</td> <td>-</td> <td>-</td> </tr> <tr> <td>MM</td> <td>76</td> <td>254</td> <td>305</td> <td>-</td> <td>-</td> <td>-</td> <td>-</td> <td>-</td> </tr> </tbody> </table> <p>RTA 00 courier 1 pair per carton (pricing is for the pair, specifications are for one arm)</p>		OVERALL DIMENSIONS			SEAT DIMENSIONS			BACK DIMENSIONS		W	D	H	W	D	H	W	H	IN	3	10	12	-	-	-	-	-	MM	76	254	305	-	-	-	-	-
			OVERALL DIMENSIONS			SEAT DIMENSIONS			BACK DIMENSIONS																											
		W	D	H	W	D	H	W	H																											
IN	3	10	12	-	-	-	-	-																												
MM	76	254	305	-	-	-	-	-																												

THOMPSON



model OTG11633B

STANDARD FEATURES

- Plush management chair.
- Contoured cushions with waterfall seat edge and integrated headrest.
- Polished Aluminum fixed loop arms with upholstered armcaps.
- Polished Aluminum base with scuff resistant tips and dual wheel carpet casters (C65).
- Seating surfaces are upholstered in Black Luxhide bonded leather with contrasting stitch details.
- Compliant with the emissions guidelines set by the GREENGUARD Environmental Institute.
- Limited Lifetime Warranty (2-year exceptions apply - see page 152).
- Weight capacity for this series is 300 lbs.

CHAIR ADJUSTMENTS

- Center tilt with upright position tilt lock.
- Tilt tension adjustment.
- Pneumatic seat height adjustment.

OPTIONAL FEATURES

- Hard surface flooring casters (**C65R**) can be purchased separately. Add \$96/set.

DESCRIPTION

MODEL# / FEATURES



High Back Tilter

Unit weight: 44 LB | 20 KG
 Carton weight: 48 LB | 21.77 KG
 Carton volume: 7.5 FT³ | 0.21 MT³

Ergonomic features:
 A, B, C, M, N, S

List price

OTG11633B 849

	OVERALL DIMENSIONS			SEAT DIMENSIONS			BACK DIMENSIONS	
	W	D	H	W	D	H	W	H
IN	26	31	43	22.5	21	16-20	22	25
MM	660	787	1092	572	533	406-508	559	635



1 per carton



TOMA



model OTG13032

STANDARD FEATURES

- Mesh back synchro-tilter chair.
- Standard with height adjustable T arms with self-skinned urethane (SSU) armcaps.
- Black base with dual wheel carpet casters (C1) is standard.
- Available in Black polyester seat fabric with a Black mesh back.
- Compliant with the emissions guidelines set by the GREENGUARD Environmental Institute.
- Limited Lifetime Warranty (2-year exceptions apply - see page 152).
- Weight capacity for this series is 300 lbs.

CHAIR ADJUSTMENTS

- Upright position tilt lock.
- Tilt tension adjustment.
- Height adjustable flexible lumbar support.
- Pneumatic seat height adjustment.

OPTIONAL FEATURES

- Hard surface flooring casters (**C9R**) can be purchased separately. Add \$96/set.

DESCRIPTION

MODEL# / FEATURES



Medium Back Synchro-Tilter

Unit weight: 31 LB | 14.1 KG
 Carton weight: 36 LB | 16.33 KG
 Carton volume: 4.7 FT³ | 0.13 MT³

Ergonomic features:
 A, B, C, D, H, L, M, N

List price

OTG13032 568

	OVERALL DIMENSIONS			SEAT DIMENSIONS			BACK DIMENSIONS	
	W	D	H	W	D	H	W	H
IN	24	24	40	18.5	17	18.5-22.5	17.5	20.5
MM	610	610	1016	470	432	470-572	445	521



1 per carton



TUMI



model OTG11776B

STANDARD FEATURES





- Contemporary management and boardroom chair.
- Fixed durable nylon arms.
- Dual wheel carpet casters (C65) are standard.
- Seating surfaces are upholstered in Black Luxhide bonded leather.
- Compliant with the emissions guidelines set by the GREENGUARD Environmental Institute.
- Limited Lifetime Warranty (2-year exceptions apply - see page 152).
- Weight capacity for this series is 300 lbs.

CHAIR ADJUSTMENTS

- Center tilt with upright position tilt lock.
- Tilt tension adjustment.
- Pneumatic seat height adjustment.

OPTIONAL FEATURES

- Hard surface flooring casters (**C65R**) can be purchased separately. Add \$96/set.

DESCRIPTION	MODEL# / FEATURES	List price							
 <p>High Back Tilter Unit weight: 31 LB 14.1 KG Carton weight: 37 LB 16.78 KG Carton volume: 4.2 FT³ 0.11 MT³</p>	<p>OTG11776B</p> <p>Ergonomic features: A, B, C, M, N, S</p>	452							
		OVERALL DIMENSIONS			SEAT DIMENSIONS			BACK DIMENSIONS	
		W	D	H	W	D	H	W	H
		IN 24.5 MM 622	25 635	41.5 1054	20.5 521	18.5 470	16.5-20.5 419-521	20.5 521	22.5 572
				1 per carton					

ULTRA



model MVL11730



model MVL11743

STANDARD FEATURES

- Canadian made tilter and guest chairs.
- Internal welded steel frame.
- Chrome fixed arms (except armless models) and base.
- Dual wheel carpet casters (C65) are standard (except guest chairs).
- Seating surfaces can be upholstered in Luxhide bonded leather, in various colors (see page 148).
- Compliant with the emissions guidelines set by the GREENGUARD Environmental Institute.
- Limited Lifetime Warranty (5-year exceptions apply - see page 152).
- Weight capacity for this series is 300 lbs.

CHAIR ADJUSTMENTS

- Center tilt with upright position tilt lock.
- Tilt tension adjustment.
- Pneumatic seat height adjustment.

OPTIONAL FEATURES

- For hard surface flooring casters, please specify (C65R). Add \$21/set.
- Optional removable upholstered armcaps are available for tilter models with arms, please order (MVL11733). For graded-in textile pricing, please contact Customer Service.

ALTERNATE TEXTILE OPTIONS

- Graded-in textiles are available. No minimum quantities. Contact Customer Service for pricing.

DESCRIPTION

MODEL# / FEATURES



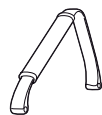
High Back Tilter w/Arms
 Unit weight: 32 LB | 14.5 KG
 Carton weight: 44 LB | 19.96 KG
 Carton volume: 11 FT³ | 0.31 MT³

MVL11730		List price		666			
OVERALL DIMENSIONS			SEAT DIMENSIONS			BACK DIMENSIONS	
W	D	H	W	D	H	W	H
IN 23.5	24.5	40	21	17.5	17.5-22.5	20	21
MM 597	622	1016	533	445	445-572	508	533
Ergonomic features: A, B, C, M, N, S		RTA 1	courier	1 per carton		CANADA	GREENGUARD



Armless High Back Tilter
 Unit weight: 28 LB | 12.7 KG
 Carton weight: 38 LB | 17.24 KG
 Carton volume: 11 FT³ | 0.31 MT³

MVL11732		List price		599			
OVERALL DIMENSIONS			SEAT DIMENSIONS			BACK DIMENSIONS	
W	D	H	W	D	H	W	H
IN 21	24.5	40	21	17.5	17.5-22.5	20	21
MM 533	622	1016	533	445	445-572	508	533
Ergonomic features: A, B, C, M, N, S		RTA 1	courier	1 per carton		CANADA	GREENGUARD












Upholstered Armcaps - 1 pair
 Unit weight: 0.25 LB | 0.1 KG
 Carton weight: 0.75 LB | 0.34 KG
 Carton volume: 0.2 FT³ | 0.01 MT³

MVL11733		List price		53			
OVERALL DIMENSIONS			SEAT DIMENSIONS			BACK DIMENSIONS	
W	D	H	W	D	H	W	H
IN 5.5	9.25	0.25	-	-	-	-	-
MM 140	235	6	-	-	-	-	-
For models with arms: MVL11730, MVL11734.		RTA 00	courier	1 per carton (pricing is for the pair, specifications are for one armcap)		CANADA	GREENGUARD



Low Back Tilter w/Arms
 Unit weight: 35 LB | 15.9 KG
 Carton weight: 42 LB | 19.05 KG
 Carton volume: 11 FT³ | 0.31 MT³

MVL11734		List price		647			
OVERALL DIMENSIONS			SEAT DIMENSIONS			BACK DIMENSIONS	
W	D	H	W	D	H	W	H
IN 23.5	24.5	38	21	17.5	17.5-22.5	20	19
MM 597	622	965	533	445	445-572	508	483
Ergonomic features: A, B, C, M, N, S		RTA 1	courier	1 per carton		CANADA	GREENGUARD

DESCRIPTION	MODEL# / FEATURES																																				
 <p>Armless Low Back Tilter Unit weight: 31 LB 14.1 KG Carton weight: 38 LB 17.24 KG Carton volume: 11 FT³ 0.31 MT³</p>	List price																																				
	MVL11735	586																																			
	<table border="1"> <thead> <tr> <th rowspan="2"></th> <th colspan="3">OVERALL DIMENSIONS</th> <th colspan="3">SEAT DIMENSIONS</th> <th colspan="2">BACK DIMENSIONS</th> </tr> <tr> <th>W</th> <th>D</th> <th>H</th> <th>W</th> <th>D</th> <th>H</th> <th>W</th> <th>H</th> </tr> </thead> <tbody> <tr> <td>IN</td> <td>21</td> <td>24.5</td> <td>38</td> <td>21</td> <td>17.5</td> <td>17.5-22.5</td> <td>20</td> <td>19</td> </tr> <tr> <td>MM</td> <td>533</td> <td>622</td> <td>965</td> <td>533</td> <td>445</td> <td>445-572</td> <td>508</td> <td>483</td> </tr> </tbody> </table>			OVERALL DIMENSIONS			SEAT DIMENSIONS			BACK DIMENSIONS		W	D	H	W	D	H	W	H	IN	21	24.5	38	21	17.5	17.5-22.5	20	19	MM	533	622	965	533	445	445-572	508	483
		OVERALL DIMENSIONS			SEAT DIMENSIONS			BACK DIMENSIONS																													
		W	D	H	W	D	H	W	H																												
IN	21	24.5	38	21	17.5	17.5-22.5	20	19																													
MM	533	622	965	533	445	445-572	508	483																													
Ergonomic features: A, B, C, M, N, S		RTA 1 courier 1 per carton	 																																		
 <p>Medium Back Guest Chair, Cantilever Base Unit weight: 32 LB 14.5 KG Carton weight: 40 LB 18.14 KG Carton volume: 13.25 FT³ 0.37 MT³</p>	List price																																				
	MVL11742	742																																			
	<table border="1"> <thead> <tr> <th rowspan="2"></th> <th colspan="3">OVERALL DIMENSIONS</th> <th colspan="3">SEAT DIMENSIONS</th> <th colspan="2">BACK DIMENSIONS</th> </tr> <tr> <th>W</th> <th>D</th> <th>H</th> <th>W</th> <th>D</th> <th>H</th> <th>W</th> <th>H</th> </tr> </thead> <tbody> <tr> <td>IN</td> <td>24.25</td> <td>25</td> <td>35</td> <td>21</td> <td>17.5</td> <td>18</td> <td>21</td> <td>17.5</td> </tr> <tr> <td>MM</td> <td>616</td> <td>635</td> <td>889</td> <td>533</td> <td>445</td> <td>457</td> <td>533</td> <td>445</td> </tr> </tbody> </table>			OVERALL DIMENSIONS			SEAT DIMENSIONS			BACK DIMENSIONS		W	D	H	W	D	H	W	H	IN	24.25	25	35	21	17.5	18	21	17.5	MM	616	635	889	533	445	457	533	445
		OVERALL DIMENSIONS			SEAT DIMENSIONS			BACK DIMENSIONS																													
		W	D	H	W	D	H	W	H																												
IN	24.25	25	35	21	17.5	18	21	17.5																													
MM	616	635	889	533	445	457	533	445																													
Ergonomic features: M, N		RTA 00 1 per carton	 																																		
 <p>Armless Medium Back Guest Chair, Cantilever Base Unit weight: 26 LB 11.8 KG Carton weight: 32 LB 14.51 KG Carton volume: 13.75 FT³ 0.38 MT³</p>	List price																																				
	MVL11743	637																																			
	<table border="1"> <thead> <tr> <th rowspan="2"></th> <th colspan="3">OVERALL DIMENSIONS</th> <th colspan="3">SEAT DIMENSIONS</th> <th colspan="2">BACK DIMENSIONS</th> </tr> <tr> <th>W</th> <th>D</th> <th>H</th> <th>W</th> <th>D</th> <th>H</th> <th>W</th> <th>H</th> </tr> </thead> <tbody> <tr> <td>IN</td> <td>21</td> <td>24.75</td> <td>35</td> <td>21</td> <td>17.5</td> <td>18</td> <td>21</td> <td>17.5</td> </tr> <tr> <td>MM</td> <td>533</td> <td>629</td> <td>889</td> <td>533</td> <td>445</td> <td>457</td> <td>533</td> <td>445</td> </tr> </tbody> </table>			OVERALL DIMENSIONS			SEAT DIMENSIONS			BACK DIMENSIONS		W	D	H	W	D	H	W	H	IN	21	24.75	35	21	17.5	18	21	17.5	MM	533	629	889	533	445	457	533	445
		OVERALL DIMENSIONS			SEAT DIMENSIONS			BACK DIMENSIONS																													
		W	D	H	W	D	H	W	H																												
IN	21	24.75	35	21	17.5	18	21	17.5																													
MM	533	629	889	533	445	457	533	445																													
Ergonomic features: M, N		RTA 00 1 per carton	 																																		

VANIER



model MVL3170



model MVL3172

STANDARD FEATURES













- Management, boardroom and guest chairs. Canadian made.
- Generously padded seat and compound-curved back.
- Fixed nylon arms with self-skinned urethane (SSU) armcaps.
- Dual wheel carpet casters (C1) are standard (except guest chair).
- Guest chair has an oval steel tube frame with sled base.
- Seating surfaces can be upholstered in Luxhide bonded leather, in various colors (see page 148)
- Compliant with the emissions guidelines set by the GREENGUARD Environmental Institute.
- Limited Lifetime Warranty (5-year exceptions apply - see page 152).
- Weight capacity for this series is 300 lbs.

CHAIR ADJUSTMENTS

- Center tilt with upright position tilt lock.
- Tilt tension adjustment.
- Pneumatic seat height adjustment.

OPTIONAL FEATURES

- For hard surface flooring casters, please specify (C9R). Add \$21/set.

DESCRIPTION	MODEL# / FEATURES																																			
 <p>High Back Tilter Unit weight: 40 LB 18.2 KG Carton weight: 47 LB 21.32 KG Carton volume: 12 FT³ 0.33 MT³</p>	List price																																			
	MVL3170 725																																			
	<table border="1"> <thead> <tr> <th rowspan="2"></th> <th colspan="3">OVERALL DIMENSIONS</th> <th colspan="3">SEAT DIMENSIONS</th> <th colspan="2">BACK DIMENSIONS</th> </tr> <tr> <th>W</th> <th>D</th> <th>H</th> <th>W</th> <th>D</th> <th>H</th> <th>W</th> <th>H</th> </tr> </thead> <tbody> <tr> <td>IN</td> <td>25.5</td> <td>26</td> <td>43</td> <td>21</td> <td>18</td> <td>17-22</td> <td>19</td> <td>25.5</td> </tr> <tr> <td>MM</td> <td>648</td> <td>660</td> <td>1092</td> <td>533</td> <td>457</td> <td>432-559</td> <td>483</td> <td>648</td> </tr> </tbody> </table>		OVERALL DIMENSIONS			SEAT DIMENSIONS			BACK DIMENSIONS		W	D	H	W	D	H	W	H	IN	25.5	26	43	21	18	17-22	19	25.5	MM	648	660	1092	533	457	432-559	483	648
			OVERALL DIMENSIONS			SEAT DIMENSIONS			BACK DIMENSIONS																											
W		D	H	W	D	H	W	H																												
IN	25.5	26	43	21	18	17-22	19	25.5																												
MM	648	660	1092	533	457	432-559	483	648																												
Ergonomic features: A, B, C, M, N, S  1 per carton  																																				
 <p>Medium Back Tilter Unit weight: 35 LB 15.9 KG Carton weight: 41 LB 18.6 KG Carton volume: 11.5 FT³ 0.32 MT³</p>	List price																																			
	MVL3171 694																																			
	<table border="1"> <thead> <tr> <th rowspan="2"></th> <th colspan="3">OVERALL DIMENSIONS</th> <th colspan="3">SEAT DIMENSIONS</th> <th colspan="2">BACK DIMENSIONS</th> </tr> <tr> <th>W</th> <th>D</th> <th>H</th> <th>W</th> <th>D</th> <th>H</th> <th>W</th> <th>H</th> </tr> </thead> <tbody> <tr> <td>IN</td> <td>25.5</td> <td>26</td> <td>37</td> <td>21</td> <td>18</td> <td>17-22</td> <td>19</td> <td>19.5</td> </tr> <tr> <td>MM</td> <td>648</td> <td>660</td> <td>940</td> <td>533</td> <td>457</td> <td>432-559</td> <td>483</td> <td>495</td> </tr> </tbody> </table>		OVERALL DIMENSIONS			SEAT DIMENSIONS			BACK DIMENSIONS		W	D	H	W	D	H	W	H	IN	25.5	26	37	21	18	17-22	19	19.5	MM	648	660	940	533	457	432-559	483	495
			OVERALL DIMENSIONS			SEAT DIMENSIONS			BACK DIMENSIONS																											
W		D	H	W	D	H	W	H																												
IN	25.5	26	37	21	18	17-22	19	19.5																												
MM	648	660	940	533	457	432-559	483	495																												
Ergonomic features: A, B, C, M, N, S  1 per carton  																																				
 <p>Medium Back Guest Chair - Sled Base Unit weight: 31 LB 14.1 KG Carton weight: 37 LB 16.78 KG Carton volume: 15.75 FT³ 0.44 MT³</p>	List price																																			
	MVL3172 677																																			
	<table border="1"> <thead> <tr> <th rowspan="2"></th> <th colspan="3">OVERALL DIMENSIONS</th> <th colspan="3">SEAT DIMENSIONS</th> <th colspan="2">BACK DIMENSIONS</th> </tr> <tr> <th>W</th> <th>D</th> <th>H</th> <th>W</th> <th>D</th> <th>H</th> <th>W</th> <th>H</th> </tr> </thead> <tbody> <tr> <td>IN</td> <td>25.5</td> <td>26</td> <td>34.5</td> <td>21</td> <td>18</td> <td>17</td> <td>19</td> <td>18.5</td> </tr> <tr> <td>MM</td> <td>648</td> <td>660</td> <td>876</td> <td>533</td> <td>457</td> <td>432</td> <td>483</td> <td>470</td> </tr> </tbody> </table>		OVERALL DIMENSIONS			SEAT DIMENSIONS			BACK DIMENSIONS		W	D	H	W	D	H	W	H	IN	25.5	26	34.5	21	18	17	19	18.5	MM	648	660	876	533	457	432	483	470
			OVERALL DIMENSIONS			SEAT DIMENSIONS			BACK DIMENSIONS																											
W		D	H	W	D	H	W	H																												
IN	25.5	26	34.5	21	18	17	19	18.5																												
MM	648	660	876	533	457	432	483	470																												
Ergonomic features: M, N  1 per carton  																																				

WOODBIDGE



model OTG11617B

STANDARD FEATURES



- Management and boardroom chair.
- Durable nylon arms with upholstered armrests.
- Dual wheel carpet casters (C65) are standard.
- Seating surfaces are upholstered in Black Luxhide bonded leather.
- Compliant with the emissions guidelines set by the GREENGUARD Environmental Institute.
- Limited Lifetime Warranty (2-year exceptions apply - see page 152).
- Weight capacity for this series is 300 lbs.

CHAIR ADJUSTMENTS

- Center tilt with upright position tilt lock.
- Tilt tension adjustment.
- Pneumatic seat height adjustment.

OPTIONAL FEATURES

- Hard surface flooring casters (**C65R**) can be purchased separately. Add \$96/set.

DESCRIPTION	MODEL# / FEATURES	List price							
 <p>High Back Tilter Unit weight: 34 LB 15.5 KG Carton weight: 38 LB 17.24 KG Carton volume: 6.13 FT³ 0.17 M³</p>	OTG11617B	501							
		OVERALL DIMENSIONS W D H			SEAT DIMENSIONS W D H			BACK DIMENSIONS W H	
		IN	26	27	42.5	20.5	18	16.5-20.5	21
	MM	660	686	1080	521	457	419-521	533	610
	Ergonomic features: A, B, C, M, N, S	RTA 8	courier	1 per carton					

YOHO



model MVL2789

STANDARD FEATURES

- Canadian made task chairs.
- Thick cushion compound-curved back offers great lumbar support.
- Standard with height adjustable T-arms with durable self-skinned urethane (SSU) armcaps (except armless models).
- Dual wheel carpet casters (C65) are standard.
- Height adjustable chairs are equipped with an adjustable Chrome footrest.
- Seating surfaces can be upholstered in Luxhide bonded leather (various colors) or in all Global grade 1 seating textiles (see page 148).
- Compliant with the emissions guidelines set by the GREENGUARD Environmental Institute.
- Limited Lifetime Warranty (5-year exceptions apply - see page 152).
- Weight capacity for this series is 300 lbs.

CHAIR ADJUSTMENTS

- Seat depth adjustment.
- Pneumatic seat height adjustment.

OPTIONAL FEATURES

- For hard surface flooring casters, please specify (C65R). Add \$21/set.

DESCRIPTION MODEL# / FEATURES



Medium Back Task w/Arms
Unit weight: 32 LB | 14.5 KG
Carton weight: 38 LB | 17.24 KG
Carton volume: 5.5 FT³ | 0.15 MT³

List price							
MVL2778 Luxhide bonded leather or fabric	530						
OVERALL DIMENSIONS			SEAT DIMENSIONS			BACK DIMENSIONS	
W	D	H	W	D	H	W	H
IN 24.5 MM 622	24.5 622	38 965	19 483	16 406	16.5-21.5 419-546	18 457	19 483
Ergonomic features: C, E, H, M, N		RTA 2	courier	1 per carton	CANADA	GREENGUARD	



Medium Back Armless Task
Unit weight: 23 LB | 10.5 KG
Carton weight: 29 LB | 13.15 KG
Carton volume: 5.5 FT³ | 0.15 MT³

List price							
MVL2779 Luxhide bonded leather or fabric	439						
OVERALL DIMENSIONS			SEAT DIMENSIONS			BACK DIMENSIONS	
W	D	H	W	D	H	W	H
IN 19 MM 483	24.5 622	38 965	19 483	16.5 406	16.5-21.5 419-546	18 457	19 483
Ergonomic features: C, E, M, N		RTA 2	courier	1 per carton	CANADA	GREENGUARD	



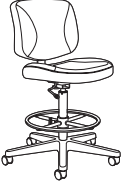









Low Back Armless Task
Unit weight: 23 LB | 10.5 KG
Carton weight: 28 LB | 12.7 KG
Carton volume: 4.7 FT³ | 0.13 MT³

List price							
MVL2786 Luxhide bonded leather or fabric (previously MVL2786F)	339						
OVERALL DIMENSIONS			SEAT DIMENSIONS			BACK DIMENSIONS	
W	D	H	W	D	H	W	H
IN 19 MM 483	24 610	34 864	19 483	16.5 419	16-21 406-533	17.5 445	16 406
Ergonomic features: C, E, M, N		RTA 2	courier	1 per carton	CANADA	GREENGUARD	



Low Back Task w/Arms
Unit weight: 29 LB | 13.2 KG
Carton weight: 34 LB | 15.42 KG
Carton volume: 4.7 FT³ | 0.13 MT³

List price							
MVL2789 Luxhide bonded leather or fabric (previously MVL2789F)	445						
OVERALL DIMENSIONS			SEAT DIMENSIONS			BACK DIMENSIONS	
W	D	H	W	D	H	W	H
IN 24 MM 610	24 610	34 864	19 483	16.5 419	16-21 406-533	17.5 445	16 406
Ergonomic features: C, E, H, M, N		RTA 2	courier	1 per carton	CANADA	GREENGUARD	

DESCRIPTION	MODEL# / FEATURES																																			
 <p>Low Back Armless Height Adjustable Task Stool Unit weight: 40 LB 18.2 KG Carton weight: 45 LB 20.41 KG Carton volume: 7 FT³ 0.19 MT³</p>	<p>List price</p> <p>MVL2796 526 Luxhide bonded leather or fabric (previously MVL2796F)</p>																																			
	<table border="1"> <thead> <tr> <th rowspan="2"></th> <th colspan="3">OVERALL DIMENSIONS</th> <th colspan="3">SEAT DIMENSIONS</th> <th colspan="2">BACK DIMENSIONS</th> </tr> <tr> <th>W</th> <th>D</th> <th>H</th> <th>W</th> <th>D</th> <th>H</th> <th>W</th> <th>H</th> </tr> </thead> <tbody> <tr> <td>IN</td> <td>19</td> <td>24</td> <td>44</td> <td>19</td> <td>16.5</td> <td>23.5-33.5</td> <td>17.5</td> <td>16</td> </tr> <tr> <td>MM</td> <td>483</td> <td>610</td> <td>1118</td> <td>483</td> <td>419</td> <td>597-851</td> <td>445</td> <td>406</td> </tr> </tbody> </table>		OVERALL DIMENSIONS			SEAT DIMENSIONS			BACK DIMENSIONS		W	D	H	W	D	H	W	H	IN	19	24	44	19	16.5	23.5-33.5	17.5	16	MM	483	610	1118	483	419	597-851	445	406
			OVERALL DIMENSIONS			SEAT DIMENSIONS			BACK DIMENSIONS																											
		W	D	H	W	D	H	W	H																											
IN	19	24	44	19	16.5	23.5-33.5	17.5	16																												
MM	483	610	1118	483	419	597-851	445	406																												
<p>Ergonomic features: C, E, M, N</p> <p>RTA 2  1 per carton  </p>																																				
 <p>Low Back Height Adjustable Task Stool w/Arms Unit weight: 46 LB 20.9 KG Carton weight: 50 LB 22.68 KG Carton volume: 7 FT³ 0.19 MT³</p>	<p>List price</p> <p>MVL2799 632 Luxhide bonded leather or fabric (previously MVL2799F)</p>																																			
	<table border="1"> <thead> <tr> <th rowspan="2"></th> <th colspan="3">OVERALL DIMENSIONS</th> <th colspan="3">SEAT DIMENSIONS</th> <th colspan="2">BACK DIMENSIONS</th> </tr> <tr> <th>W</th> <th>D</th> <th>H</th> <th>W</th> <th>D</th> <th>H</th> <th>W</th> <th>H</th> </tr> </thead> <tbody> <tr> <td>IN</td> <td>24</td> <td>24</td> <td>44</td> <td>19</td> <td>16.5</td> <td>23.5-33.5</td> <td>17.5</td> <td>16</td> </tr> <tr> <td>MM</td> <td>610</td> <td>610</td> <td>1118</td> <td>483</td> <td>419</td> <td>597-851</td> <td>445</td> <td>406</td> </tr> </tbody> </table>		OVERALL DIMENSIONS			SEAT DIMENSIONS			BACK DIMENSIONS		W	D	H	W	D	H	W	H	IN	24	24	44	19	16.5	23.5-33.5	17.5	16	MM	610	610	1118	483	419	597-851	445	406
			OVERALL DIMENSIONS			SEAT DIMENSIONS			BACK DIMENSIONS																											
		W	D	H	W	D	H	W	H																											
IN	24	24	44	19	16.5	23.5-33.5	17.5	16																												
MM	610	610	1118	483	419	597-851	445	406																												
<p>Ergonomic features: C, E, H, M, N</p> <p>RTA 2  1 per carton  </p>																																				
 <p>Height Adjustable T-Arms - 1 pair Unit weight: 8 LB 3.6 KG Carton weight: 10 LB 4.54 KG Carton volume: 1.3 FT³ 0.03 MT³</p>	<p>List price</p> <p>MVL2784 119</p>																																			
	<table border="1"> <thead> <tr> <th rowspan="2"></th> <th colspan="3">OVERALL DIMENSIONS</th> <th colspan="3">SEAT DIMENSIONS</th> <th colspan="2">BACK DIMENSIONS</th> </tr> <tr> <th>W</th> <th>D</th> <th>H</th> <th>W</th> <th>D</th> <th>H</th> <th>W</th> <th>H</th> </tr> </thead> <tbody> <tr> <td>IN</td> <td>3</td> <td>10</td> <td>12</td> <td>-</td> <td>-</td> <td>-</td> <td>-</td> <td>-</td> </tr> <tr> <td>MM</td> <td>76</td> <td>254</td> <td>305</td> <td>-</td> <td>-</td> <td>-</td> <td>-</td> <td>-</td> </tr> </tbody> </table>		OVERALL DIMENSIONS			SEAT DIMENSIONS			BACK DIMENSIONS		W	D	H	W	D	H	W	H	IN	3	10	12	-	-	-	-	-	MM	76	254	305	-	-	-	-	-
			OVERALL DIMENSIONS			SEAT DIMENSIONS			BACK DIMENSIONS																											
		W	D	H	W	D	H	W	H																											
IN	3	10	12	-	-	-	-	-																												
MM	76	254	305	-	-	-	-	-																												
<p>RTA 00  1 pair per carton (pricing is for the pair, specifications are for one arm)</p>																																				

ZIM



model OTG11351G

STANDARD FEATURES





- High back synchro-tilter chair with wrap around mesh design.
- Standard with height adjustable T arms with self-skinned urethane (SSU) armcaps.
- Available in Black polyester fabric seat with mesh back in Black (B) or Grey (G).
- Black base with dual wheel carpet casters (C1) is standard.
- Compliant with the emissions guidelines set by the GREENGUARD Environmental Institute.
- Limited Lifetime Warranty (2-year exceptions apply - see page 152).
- Weight capacity for this series is 300 lbs.

CHAIR ADJUSTMENTS

- Synchro tilt with multi position tilt lock.
- Automatic tilt tension adjustment.
- Seat depth adjustment.
- Pneumatic seat height adjustment.

OPTIONAL FEATURES

- Hard surface flooring casters (C9R) can be purchased separately. Add \$96/set.

DESCRIPTION	MODEL# / FEATURES	List price							
 <p>High Back Weight Sensing Synchro-Tilter Unit weight: 37.5 LB 17 KG Carton weight: 44 LB 19.96 KG Carton volume: 5.75 FT³ 0.16 MT³</p>	<p>OTG11351B OTG11351G</p>	519							
		OVERALL DIMENSIONS			SEAT DIMENSIONS			BACK DIMENSIONS	
		W	D	H	W	D	H	W	H
	IN 26	24.5	43	19.5	18	18.5-22.5	18	22.5	
	MM 660	622	1092	495	457	470-572	457	572	
		Ergonomic features: B, C, E, H, L, M, N				1 per carton			

Ionic Series

Lite-Lift II

Pashley

Desks & Tables

Ionic	87
Ionic benching	119
Ionic panels	123
Ionic privacy panels	116
Ionic quick assembly height adjustable tables	114
Lite-Lift II tables	126
Pashley	125



GENERAL INFORMATION

- Ionic has a clean, modern form and is able to support a wide range of workspace applications. From cubicles, multi-station clusters, private offices, reception areas or boardrooms, Ionic offers functional and practical desking solutions.
- Thermally fused laminate surfaces.
- 16 finishes to choose from.
- 1" thick worksurfaces.
- Panels are fully finished on both sides and on all edges.
- Durable 2mm matching edge.
- All drawers are equipped with ball bearing over-travel slides.
- File drawers accommodate letter or legal size filing.
- Silver finish handles and locks.
- Grommets and wire access strips are standard on select models.
- Meets applicable ANSI/BIFMA standards.
- Canadian made and backed by Global's Lifetime Warranty.
- Greenguard Certified.

CONSTRUCTION

- All components are made from 45 lb. density particle board covered with thermally fused laminate on both sides.
- Interlocking cam lock connectors.
- Leveling glides are standard on all floor units.
- Locks are standard on pedestals, storage cabinets and lateral files and have removable cores.
- Key locks are random and cannot be specified.

WRITABLE SURFACE OPTION

- Available on select products: Ionic table desks MLxxxxDWL and MLxxxRWL, and Ionic flip-top tables MLxxxxFT.
- High gloss White, non-magnetic dry-erase surface with contrasting edge in Storm Grey only.
- Specify **(WRS)**. For upcharge, refer to finish option per product.

FINISHES

- Ionic can be finished in the following standard colors with no upcharge:

TOP COLORS

ACJ	Absolute Acajou
ASN	Asian Night
AWC	Avant Cherry
AWH	Avant Honey
CMB	Clear Maple
DES	Dark Espresso
DWT	Designer White
HGT	Hayden Grey
NBL	Noce Biondo
NGL	Noce Grigio
NEL	Noce Leggero
NML	Noce Medio
SKC	Shaker Cherry
TWL	Tiger Walnut
WHC	White Chocolate
WCR	Winter Cherry

CHASSIS COLORS

ACJ	Absolute Acajou
ASN	Asian Night
AWC	Avant Cherry
AWH	Avant Honey
CMB	Clear Maple
DES	Dark Espresso
DWT	Designer White
HGT	Hayden Grey
NBL	Noce Biondo
NGL	Noce Grigio
NEL	Noce Leggero
NML	Noce Medio
SKC	Shaker Cherry
TWL	Tiger Walnut
WHC	White Chocolate
WCR	Winter Cherry

TWO-TONE FINISHES

- Standard finish top and chassis combinations available - no upcharge.
- To specify, mark your order as follows:
 - First code specifies top color, second code specifies chassis color (i.e. AWC/DWT = Avant Cherry top and Designer White chassis).
 - If the top and chassis are to be the same finish, you must specify the top finish and the chassis finish (ie: AWC/AWC).

FINISHES - METAL LEGS

- Available in the following Santex finishes:

TBL	Black
TDW	Designer White
TTU	Tungsten

TACKBOARD COLORS

- Tackboards are available to fit 66" and 72" wide hutches.
- Lola fabric is standard and is available in the following colors:

Blue Mist (LL14)	Medium Taupe (LL11)
Caramel Cream (LL12)	Sandstone (LL38)
Cinder (LL37)	Spray (LL35)
Granite (LL36)	

DRAWERS

- All file drawers and box drawers have ball bearing over-travel slides to provide full access to drawer interiors.
- Drawer fronts are edged with 2mm matching edge on all four sides.
- Top box drawer includes one pencil tray.

HANDLES

- Handles are standard on all storage cabinets, pedestals and aluminum framed/glazed doors.
- Silver rectangular handle is standard.

GROMMETS

- Grommets are standard on most desks, credenzas, returns, bridges and most worksurfaces with post legs. For location and number of grommets, see price list specifications on individual components.
- Grommet locations are standard on each component and cannot be specified.
- Grommets may be eliminated upon request. Please specify **(RSG)** for no grommet option. Add \$41. The no grommet option requires an extended lead time.

MODESTY PANELS

- Full modesty panels are standard on bow front desks, rectangular desks, credenzas, returns and bridges.
- 12" high modesty panels are available as an option at no extra charge. Available on credenzas, returns and bridges. Please specify **(12)** when ordering.
- Modesty panels require extended lead times.
- Modesty panels are 12" high with 16" clearance from the floor to the bottom of the modesty.
- Delta and Rectangular Island with Square Post:
Modesty panels are available as an add-on component. Modesty panels are 12" high with 16" clearance from the floor. Please see individual models for specific codes.
- Table Desk with H-Leg:
Modesty panels are available as an add-on component. Modesty panels are 12" high with 16" clearance from the floor. Please see individual models for specific codes.
- Modesty panel front recess is as follows:
Bow Front Desk - 6.5" from the gable
30" Deep Desk - 4.5"
36" Deep Desk - 6.5"
Credenzas, returns and bridges are flush (no recess)

WORKSURFACES WITH 2" SQUARE POST LEGS

- "D" and Rectangular Islands are standard with a single post leg, end gable and 12" high modesty panel.
- Delta worksurfaces are standard with two post legs and flush mount hardware. Delta tops are available left or right handed (i.e. units must be specified left or right).
- Post legs are 2" square and are standard in Tungsten **(TTU)**. Available in Black **(TBL)** or Designer White **(TDW)** at no upcharge.
- Worksurface tops are predrilled with threaded steel inserts to connect legs with Truss head screws.

RETURNS WITH LAMINATE GABLES

- All gables are reversible for left or right hand applications.
- Full modesty panels are standard.
- Optional 12" modesty panels are available. Please specify **(12)** for this option.

TABLE DESK/RETURNS WITH 2" SQUARE METAL H-LEGS

- Rectangular table desks include two 28" high H-legs.
- Overlap desks with legs include one 28" high H-leg and one 5 3/4" high H-leg.
- Returns include one H-leg.
- H frame is 21" wide from outside to outside of legs for 24" deep table desk.
- H frame is 23" wide from outside to outside of legs for 30" deep table desk.
- H-legs are available in Black **(TBL)** Designer White **(TDW)** or Tungsten **(TTU)**.
- Returns are non-handed and can be used for left or right hand applications.
- All table desks include underside stability panel for structural integrity; 24"D table desks will not accommodate MLM22BBF or ML22BBF pedestals.
- Overlap desks include a support spacer which will be same finish as the top.
- Underside clearance for keyboard mechanisms:
21" - per 30"D table desks
16" - per 24"D table desks

RECEPTION DESK

- This freestanding unit comes complete with reception mantle, desk, light kit, glass front, pigeon hole organizer and hardware.

BRIDGES

- Full modesty laminate panels are standard.
- Optional 12" modesty panels are available. Please specify **(12)** for this option.

BRIDGE TOPS

- Bridge tops are standard without modesty panels.

HUTCHES

- Hutches are available in 36", 66" and 72" widths. All hutches are 15" deep.
- Hutches are shipped ready to assemble.
- 66" and 72" hutches have a 20 3/8" height clearance between the worksurface and the underside of the hutch shelf.
- 36" hutch comes with two shelves. The lower shelf is height adjustable.
- Laminate doors or aluminum frame/glazed doors are available for the 72", 66" and 36" wide hutch. Laminate doors are 11/16" thick.
- Doors for 72" and 66" hutches come in a package of two doors, and accommodate either the left side or right side of the hutch. For full closure, two door kits are required (i.e. four doors total).
- Hutches can be mounted onto credenza units without mechanical fasteners. Two-sided tape is provided allowing installer to attach, however, flush plates are available for added security.
- Hutches come standard with one grommet and a full-length 1" wire access strip for cable management.

STORAGE UNITS (FREESTANDING VS. UNDER WORKSURFACE)

- One set of front-to-back file bars included per file drawer.
- All 24" deep lateral files and storage units are counterbalanced and come with interlock mechanisms. These units come standard with tops and are designed to be freestanding.
- All 22" deep lateral files and storage units are designed for use underneath worksurfaces and are not intended to be used as freestanding pieces.
- All mobile pedestals are available with a counterweight.

LOCKS

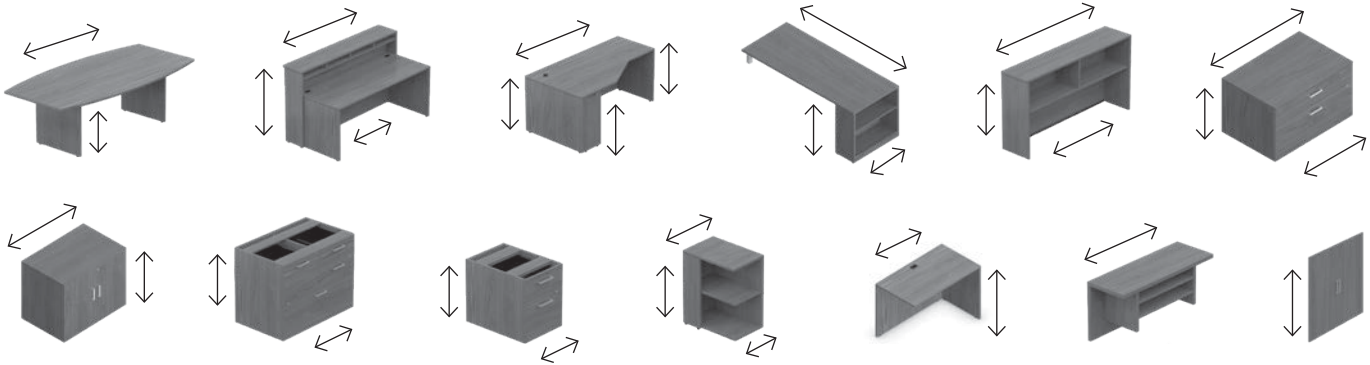
- Ionic key numbers range from #100-120. Locks are randomly installed at the factory. Key alike or preferred number assignment are not available.

POWER BLOCK OPTIONS

- Refer to Accessories price list pages under power and data for options to deliver desktop power and/or USB charging ports

LAMINATES WITH WOODGRAIN

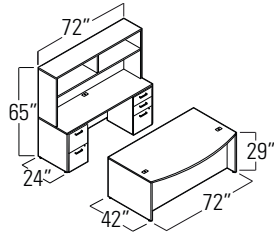
- Typical woodgrain direction for Ionic is outlined below:



ASSEMBLY

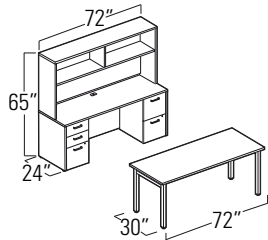
- Reception Desk (ML72MRD) is shipped in 2 cartons (desk - KD, mantle - assembled).
- Pedestals, lateral files and storage cabinets are shipped assembled.
- All other components are shipped easy to assemble and require some assembly.

MLP201: Management Suite - Bow Front Desk



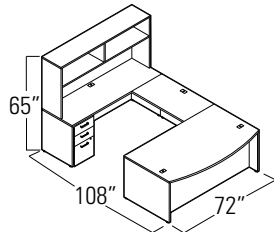
Package Contents	Model Number	Quantity	List Price	Package Price
Bow Desk	ML7242BD	1	\$818	\$2994
Credenza - Rectangular	ML7224C	1	\$484	
File/File Pedestal	ML22FF	1	\$524	
Hutch - 72"	ML72HO	1	\$626	
Box/Box/File Pedestal	ML22BBF	1	\$542	

MLP230: Office Suite



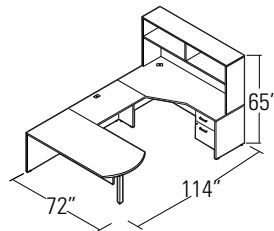
Package Contents	Model Number	Quantity	List Price	Package Price
Table Desk	ML7230DWL	1	\$727	\$2903
Credenza - Rectangular	ML7224C	1	\$484	
Hutch - 72"	ML72HO	1	\$626	
Box/Box/File Pedestal	ML22BBF	1	\$542	
File/File Pedestal	ML22FF	1	\$524	

MLP205: Management Suite - Bow Front Desk w/Rectangular Credenza*



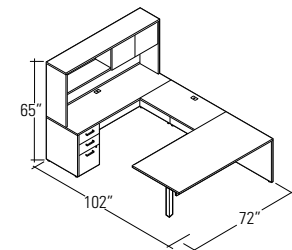
Package Contents	Model Number	Quantity	List Price	Package Price
Bow Desk	ML7242BD	1	\$818	\$2845
Credenza - Rectangular	ML7224C	1	\$484	
Hutch - 72"	ML72HO	1	\$626	
Bridge	ML4224FB	1	\$375	
Box/Box/File Pedestal	ML22BBF	1	\$542	

MLP202R: Management Suite - "D" Island w/Left Extended Credenza



Package Contents	Model Number	Quantity	List Price	Package Price
"D" Island w/Square Post	ML7236DM	1	\$639	\$2746
Extended Corner Credenza - LEFT	ML7236CEL	1	\$680	
Hutch - 72"	ML72HO	1	\$626	
Bridge	ML4224FB	1	\$375	
Hanging Box/File Pedestal	ML22HBF	1	\$426	

MLP121: "U" Shaped Suite

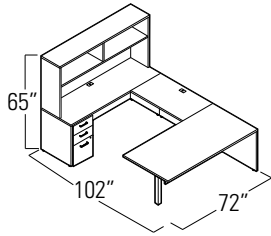


Package Contents	Model Number	Quantity	List Price	Package Price
Rectangular Island w/Square Post	ML7236RM	1	\$639	\$2785
Bridge	ML4224FB	1	\$375	
Credenza - Rectangular	ML7224C	1	\$484	
Hutch - 72"	ML72HO	1	\$626	
Laminate Doors	ML36DRL	1	\$119	
Box/Box/File Pedestal	ML22BBF	1	\$542	

* Can be assembled left or right

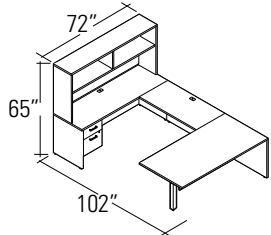
I IONIC™ - PACKAGES

MLP221: Management Suite - Rectangular Island*



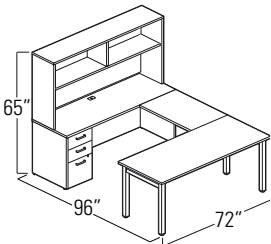
Package Contents	Model Number	Quantity	List Price	Package Price
Rectangular Island w/Square Post	ML7236RM	1	\$639	\$2666
Bridge	ML4224FB	1	\$375	
Credenza - Rectangular	ML7224C	1	\$484	
Hutch - 72"	ML72HO	1	\$626	
Box/Box/File Pedestal	ML22BBF	1	\$542	

MLP321: "U" Shaped Suite



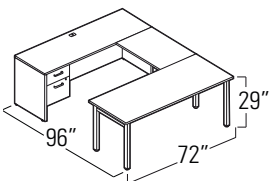
Package Contents	Model Number	Quantity	List Price	Package Price
Rectangular Island w/Square Post	ML7236RM	1	\$639	\$2550
Bridge	ML4224FB	1	\$375	
Credenza - Rectangular	ML7224C	1	\$484	
Hutch - 72"	ML72HO	1	\$626	
Hanging Box/File Pedestal	ML22HBF	1	\$426	

MLP229: "U" Shaped Suite*



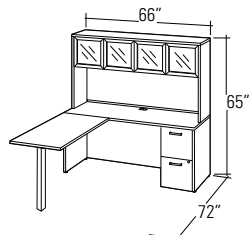
Package Contents	Model Number	Quantity	List Price	Package Price
Table Desk	ML7230DWL	1	\$727	\$2592
Bridge Top	ML4224B	1	\$213	
Credenza - Rectangular	ML7224C	1	\$484	
Hutch - 72"	ML72HO	1	\$626	
Box/Box/File Pedestal	ML22BBF	1	\$542	

MLP228: "U" Shaped Suite*



Package Contents	Model Number	Quantity	List Price	Package Price
Table Desk	ML7230DWL	1	\$727	\$1850
Bridge Top	ML4224B	1	\$213	
Credenza - Rectangular	ML7224C	1	\$484	
Hanging Box/File Pedestal	ML22HBF	1	\$426	

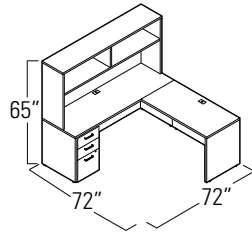
MLP235: Management "L" Suite



Package Contents	Model Number	Quantity	List Price	Package Price
Rectangular Island w/Square Post	ML4824RI	1	\$441	\$3101
Credenza - Rectangular	ML6624C	1	\$433	
Glazed Doors	ML33DRAG	2	\$553	
Hutch - 66"	ML66HO	1	\$597	
File/File Pedestal	ML22FF	1	\$524	

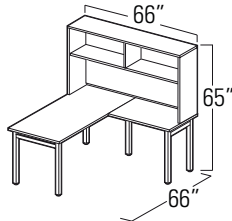
* Can be assembled left or right

MLP206: Supervisor Suite w/Rectangular Credenza*



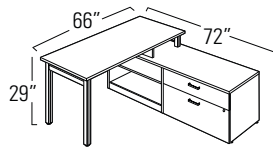
Package Contents	Model Number	Quantity	List Price	Package Price
Return	ML4824R	1	\$439	\$2091
Credenza - Rectangular	ML7224C	1	\$484	
Box/Box/File Pedestal	ML22BBF	1	\$542	
Hutch - 72"	ML72HO	1	\$626	

MLP227: "L" Shaped Suite*



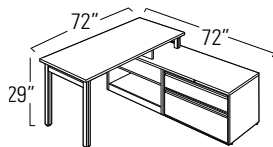
Package Contents	Model Number	Quantity	List Price	Package Price
Table Desk	ML6630DWL	1	\$709	\$1660
Return	ML3624RWL	1	\$355	
Hutch - 66"	ML66HO	1	\$597	

MLP238: Ionic "L" Shape Suite*



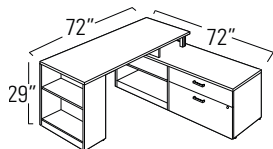
Package Contents	Model Number	Quantity	List Price	Package Price
Overlap Desk with Legs	ML6630POL	1	\$703	\$2254
Low Shelf Unit - No Top	ML2136CO	1	\$553	
Low Box/File - No Top	ML2136BF	1	\$817	
Top For 24"D Storage Unit	ML7224LT	1	\$181	

MLP236: Ionic and MVL "L" Shape Suite*



Package Contents	Model Number	Quantity	List Price	Package Price
Overlap Desk with Legs	ML7230POL	1	\$722	\$2299
1 ½ Open Shelf	M19361XSN	1	\$573	
1 ½ Drawer High Lateral Cabinet	M1936PXBF	1	\$827	
Top For 19.25"D Storage Unit	ML7219LT	1	\$177	

MLP237: Ionic "L" Shape Suite*

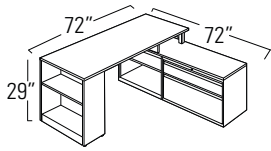


Package Contents	Model Number	Quantity	List Price	Package Price
Overlap Desk with Bookcase	ML7230POB	1	\$1106	\$2657
Low Shelf Unit - No Top	ML2136CO	1	\$553	
Low Box/File - No Top	ML2136BF	1	\$817	
Top For 24"D Storage Unit	ML7224LT	1	\$181	

* Can be assembled left or right

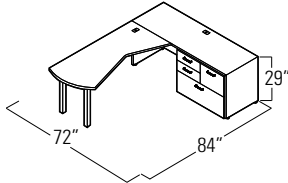
I IONIC™ - PACKAGES

MLP241: Ionic and MVL "L" Shape Suite*



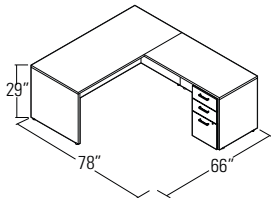
Package Contents	Model Number	Quantity	List Price	Package Price
Overlap Desk with Bookcase	ML7224POB	1	\$1030	\$2607
1 ½ Open Shelf	M19361XSN	1	\$573	
1 ½ Drawer High Lateral Cabinet	M1936PXB	1	\$827	
Top For 19.25"D Storage Unit	ML7219LT	1	\$177	

MLP217L: "L" Shape w/Delta Surface



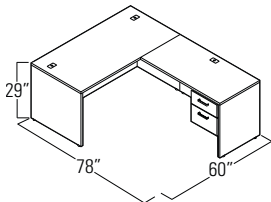
Package Contents	Model Number	Quantity	List Price	Package Price
Credenza - Rectangular	ML7224C	1	\$484	\$1859
Delta Island w/2 Square Posts - LEFT	ML6030PL	1	\$526	
Multi-Storage Unit - No Top	ML3622MS	1	\$849	

MLP108: "L" Shape Desk*



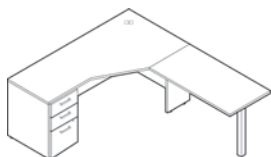
Package Contents	Model Number	Quantity	List Price	Package Price
Rectangular Desk	ML6630D	1	\$469	\$1450
Return	ML4824R	1	\$439	
Box/Box/File Pedestal	ML22BBF	1	\$542	

MLP107: "L" Shape Desk*



Package Contents	Model Number	Quantity	List Price	Package Price
Rectangular Desk	ML6030D	1	\$440	\$1305
Return	ML4824R	1	\$439	
Hanging Box/File Pedestal	ML22HBF	1	\$426	

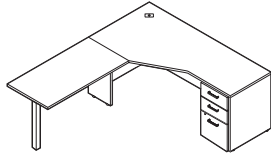
MLP116R - "L" Shape 72" x 84"



Package Contents	Model Number	Quantity	List Price	Package Price
Extended Corner Credenza - RIGHT	ML7236CER	1	\$680	\$1663
Rectangular Island w/Square Post	ML4824RI	1	\$441	
Box/Box/File Pedestal	ML22BBF	1	\$542	

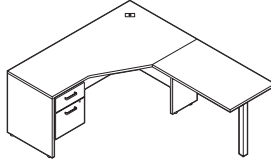
* Can be assembled left or right

MLP116L: "L" Shape 84" x 72"



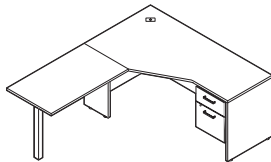
Package Contents	Model Number	Quantity	List Price	Package Price
Extended Corner Credenza - LEFT	ML7236CEL	1	\$680	\$1663
Rectangular Island w/Square Post	ML4824RI	1	\$441	
Box/Box/File Pedestal	ML22BBF	1	\$542	

MLP115R: "L" Shape 66" x 78"



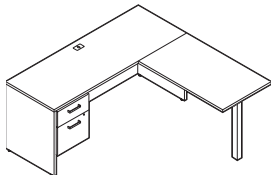
Package Contents	Model Number	Quantity	List Price	Package Price
Extended Corner Credenza - RIGHT	ML6636CER	1	\$599	\$1439
Rectangular Island w/Square Post	ML4224RI	1	\$413	
Hanging Box/File Pedestal	ML22HBF	1	\$426	

MLP115L: "L" Shape 78" x 66"



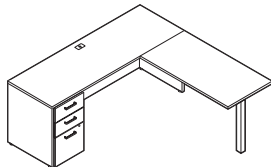
Package Contents	Model Number	Quantity	List Price	Package Price
Extended Corner Credenza - LEFT	ML6636CEL	1	\$599	\$1439
Rectangular Island w/Square Post	ML4224RI	1	\$413	
Hanging Box/File Pedestal	ML22HBF	1	\$426	

MLP113: "L" Shape 66" x 66"*



Package Contents	Model Number	Quantity	List Price	Package Price
Credenza - Rectangular	ML6624C	1	\$433	\$1273
Rectangular Island w/Square Post	ML4224RI	1	\$413	
Hanging Box/File Pedestal	ML22HBF	1	\$426	

MLP114 - "L" Shape 72" x 72"*

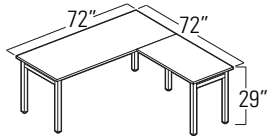


Package Contents	Model Number	Quantity	List Price	Package Price
Credenza - Rectangular	ML7224C	1	\$484	\$1467
Rectangular Island w/Square Post	ML4824RI	1	\$441	
Box/Box/File Pedestal	ML22BBF	1	\$542	

* Can be assembled left or right

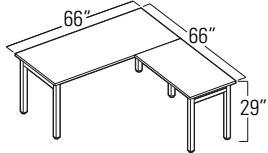
I IONIC™ - PACKAGES

MLP224: "L" Shape Suite*



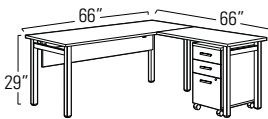
Package Contents	Model Number	Quantity	List Price	Package Price
Table Desk	ML7230DWL	1	\$727	\$1110
Return	ML4224RWL	1	\$383	

MLP222: "L" Shape Suite*



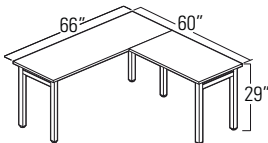
Package Contents	Model Number	Quantity	List Price	Package Price
Table Desk	ML6630DWL	1	\$709	\$1063
Return	ML3624RWL	1	\$355	

MLP231: "L" Shape Suite*



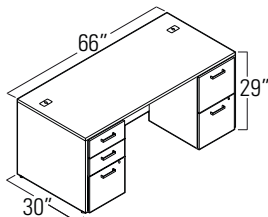
Package Contents	Model Number	Quantity	List Price	Package Price
Table Desk	ML6630DWL	1	\$709	\$1997
Return	ML3624RWL	1	\$355	
Box/Box/File Mobile Pedestal	MLMP22BBF	1	\$747	
Modesty Panel for Table Desk	ML6612MPT	1	\$187	

MLP223: "L" Shape Suite*



Package Contents	Model Number	Quantity	List Price	Package Price
Table Desk	ML6624DWL	1	\$656	\$1010
Return	ML3624RWL	1	\$355	

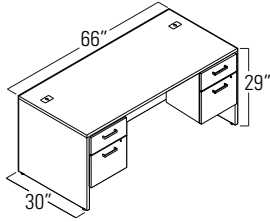
MLP109 - 66" x 30" Double Pedestal Desk



Package Contents	Model Number	Quantity	List Price	Package Price
Rectangular Desk	ML6630D	1	\$469	\$1535
Box/Box/File Pedestal	ML22BBF	1	\$542	
File/File Pedestal	ML22FF	1	\$524	

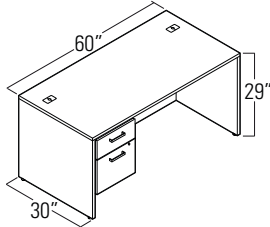
* Can be assembled left or right

MLP110: 66" x 30" Double Pedestal Desk



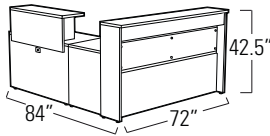
Package Contents	Model Number	Quantity	List Price	Package Price
Rectangular Desk	ML6630D	1	\$469	\$1321
Hanging Box/File Pedestal	ML22HBF	2	\$426	

MLP111: 60" x 30" Single Pedestal Desk*



Package Contents	Model Number	Quantity	List Price	Package Price
Rectangular Desk	ML6030D	1	\$440	\$866
Hanging Box/File Pedestal	ML22HBF	1	\$426	

MLP633: Reception Suite



Package Contents	Model Number	Quantity	List Price	Package Price
Reception Desk	ML72MRD	1	\$2962	\$3830
Return	ML4824R	1	\$439	
Reception Desk Top	ML36RT	1	\$429	

* Can be assembled left or right

TABLE DESKS & COMPONENTS MODEL # DIMENSIONS ^{IN}/_{MM} WEIGHT ^{LB}/_{KG} VOLUME ^{FT³}/_{MT³} LIST PRICE WRS ADD

W x D x H

24" deep

ML3624DWL	36 x 24 x 29 <i>914 x 610 x 737</i>	67 <i>30.39</i>	3.7 <i>0.1</i>	\$550	\$123
ML4224DWL	42 x 24 x 29 <i>1067 x 610 x 737</i>	71 <i>32.21</i>	3.9 <i>0.11</i>	\$561	\$136
ML4824DWL	48 x 24 x 29 <i>1219 x 610 x 737</i>	76 <i>34.47</i>	4.1 <i>0.11</i>	\$574	\$139
ML5424DWL	54 x 24 x 29 <i>1372 x 610 x 737</i>	81 <i>36.74</i>	4.2 <i>0.11</i>	\$599	\$153
ML6024DWL	60 x 24 x 29 <i>1524 x 610 x 737</i>	89 <i>40.37</i>	4.4 <i>0.12</i>	\$627	\$172
ML6624DWL	66 x 24 x 29 <i>1676 x 610 x 737</i>	89 <i>40.37</i>	4.6 <i>0.13</i>	\$656	\$197
ML7224DWL	72 x 24 x 29 <i>1829 x 610 x 737</i>	93 <i>42.18</i>	4.8 <i>0.13</i>	\$672	\$205

30" deep

ML6030DWL	60 x 30 x 29 <i>1524 x 762 x 737</i>	103 <i>46.72</i>	5.5 <i>0.15</i>	\$682	\$204
ML6630DWL	66 x 30 x 29 <i>1676 x 762 x 737</i>	104 <i>47.17</i>	5.7 <i>0.16</i>	\$709	\$215
ML7230DWL	72 x 30 x 29 <i>1829 x 762 x 737</i>	111 <i>50.35</i>	5.9 <i>0.16</i>	\$727	\$223

Freestanding rectangular desk with two H-legs and stability panel. Accepts laminate modesty panel. Shipped easy to assemble in 2 cartons.

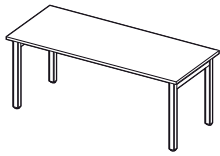
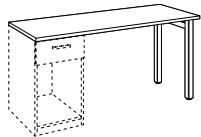


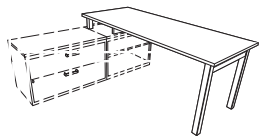
Table Desk



Build-A-Table Desk with H-Leg

ML4824DTL	48 x 24 x 29 <i>1219 x 610 x 737</i>	57 <i>25.85</i>	4.3 <i>0.12</i>	\$422	N/A
ML5424DTL	54 x 24 x 29 <i>1372 x 610 x 737</i>	63 <i>28.58</i>	4.5 <i>0.12</i>	\$450	N/A
ML6024DTL	60 x 24 x 29 <i>1524 x 610 x 737</i>	69 <i>31.3</i>	4.7 <i>0.13</i>	\$483	N/A

Build your own desk with light storage ML24WPO or ML24WBC (to be ordered separately). Reversible leg and storage orientation for left or right hand use. Kit includes one H-leg and top. Shipped easy to assemble in 2 cartons.



Overlap Desk w/Legs

24" deep

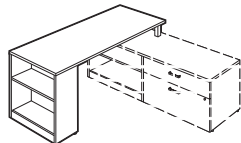
ML6624POL	66 x 24 x 29 <i>1676 x 610 x 737</i>	69 <i>31.3</i>	5 <i>0.14</i>	\$641	N/A
ML7224POL	72 x 24 x 29 <i>1829 x 610 x 737</i>	73 <i>33.11</i>	5.25 <i>0.14</i>	\$659	N/A

30" deep

ML6630POL	66 x 30 x 29 <i>1676 x 762 x 737</i>	81 <i>36.74</i>	5.75 <i>0.16</i>	\$703	N/A
ML7230POL	72 x 30 x 29 <i>1829 x 762 x 737</i>	86 <i>39.01</i>	6 <i>0.16</i>	\$722	N/A

To overlap and be supported by low storage and 22.25" H shelving units. Includes one 28" high H-leg, one 5 3/4" high H-leg support and laminate support spacer. Specify laminate finish for top and support spacer and H-leg finish. Alternative: May also be supported by a 1 1/2" high MVL steel storage unit with a 1" thick laminate top. Shipped easy to assemble in 2 cartons.

TABLES DESK & COMPONENTS	MODEL #	DIMENSIONS ^{IN} _{MM}	WEIGHT ^{LB} _{KG}	VOLUME ^{FT³} _{MT³}	LIST PRICE	WRS ADD
--------------------------	---------	-------------------------------------------	---------------------------------------	---------------------------------------------------------------	------------	---------




Overlap Desk w/Bookcase

	W x D x H				
24" deep					
ML7224POB	72 x 24 x 29 1829 x 610 x 737	94 42.64	10 0.28	\$1030	N/A

30" deep					
ML7230POB	72 x 30 x 29 1829 x 762 x 737	126 57.15	11.75 0.33	\$1106	N/A

To overlap and be supported by low storage and 22.25"H shelving units. Includes one 12"D bookcase with an adjustable shelf, one 5 3/4" high H-leg support and laminate support spacer. Specify laminate finish for top and support spacer, laminate finish for bookcase and H-leg finish.

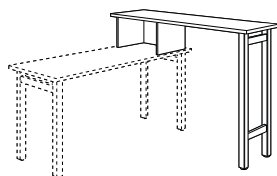
Alternative: May also be supported by a 1 1/2 high MVL steel storage unit with a 1" thick laminate top. Shipped easy to assemble in 3 cartons.



Return

ML3024RWL	30 x 24 x 29 762 x 610 x 737	50 22.68	4 0.11	\$351	\$119
ML3624RWL	36 x 24 x 29 914 x 610 x 737	55 24.95	4.2 0.11	\$355	\$123
ML4224RWL	42 x 24 x 29 1067 x 610 x 737	59 26.76	4.4 0.12	\$383	\$136
ML4824RWL	48 x 24 x 29 1219 x 610 x 737	64 29.03	4.6 0.13	\$390	\$139
ML5424RWL	54 x 24 x 29 1372 x 610 x 737	67 30.39	4.7 0.13	\$417	\$153

Connects flush to freestanding desk, table desk and credenza. One leg included. Connecting hardware included. Shipped easy to assemble in 2 cartons.



Sit-Stand Return

ML5418SRL	54 x 18 x 42 1372 x 457 x 1067	86 39.01	4.2 0.11	\$561	N/A
ML6018SRL	60 x 18 x 42 1524 x 457 x 1067	94 42.64	4.4 0.12	\$587	N/A
ML6618SRL	66 x 18 x 42 1676 x 457 x 1067	102 46.27	4.5 0.12	\$612	N/A
ML7218SRL	72 x 18 x 42 1829 x 457 x 1067	110 49.9	4.7 0.13	\$627	N/A

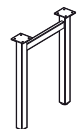
Use with table desk MLxxxDWL to create two-tier fixed height workstation. Integral desk top storage nook. Reversible for left or right hand configurations. Shipped easy to assemble in 2 cartons.



Bridge Top

ML3624B	36 x 24 x 1 914 x 610 x 25	35 15.88	2 0.05	\$191	N/A
ML4224B	42 x 24 x 1 1067 x 610 x 25	40 18.14	2 0.05	\$213	N/A
ML4824B	48 x 24 x 1 1219 x 610 x 25	44 19.96	2 0.05	\$225	N/A

Connects flush between two freestanding units with full end gables or two H-legs. Shipped easy to assemble in 1 carton.



H-Leg

ML24LEG	23 x 4 x 28 584 x 102 x 711	19 8.62	3 0.08	\$110	N/A
---------	--------------------------------	------------	-----------	--------------	-----

For use with 24" deep tops only and up to 54" wide (additional support required for tops over 54" wide). Shipped assembled in 1 carton.

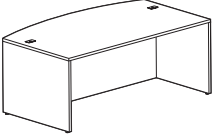
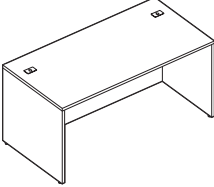
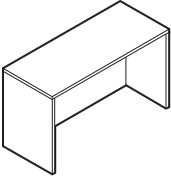
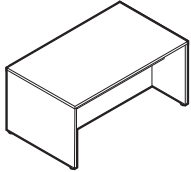
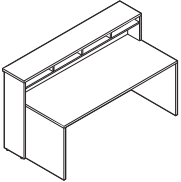
TABLES DESK & COMPONENTS MODEL # DIMENSIONS ^{IN}/_{MM} WEIGHT ^{LB}/_{KG} VOLUME ^{FT³}/_{MT³} LIST PRICE



Modesty Panel for Table Desks

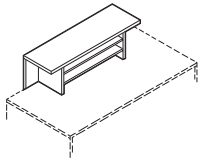
	W x D x H			
ML4812MPT	42 x 0.68 x 12 <i>1067 x 17 x 305</i>	24 <i>10.89</i>	1 <i>0.02</i>	\$170
ML5412MPT	48 x 0.68 x 12 <i>1219 x 17 x 305</i>	26 <i>11.79</i>	1 <i>0.02</i>	\$176
ML6012MPT	54 x 0.68 x 12 <i>1372 x 17 x 305</i>	28 <i>12.7</i>	1 <i>0.02</i>	\$183
ML6612MPT	60 x 0.68 x 12 <i>1524 x 17 x 305</i>	32 <i>14.51</i>	1.5 <i>0.04</i>	\$187
ML7212MPT	66 x 0.68 x 12 <i>1676 x 17 x 305</i>	27 <i>12.25</i>	1.5 <i>0.04</i>	\$193

ML4812MPT can be used with ML4824DWL.
 ML5412MPT can be used with ML5424DWL.
 ML6012MPT can be used with ML6030DWL and ML6024DWL.
 ML6612MPT can be used with ML6630DWL and ML6624DWL.
 ML7212MPT can be used with ML7230DWL and ML7224DWL.
 To be secured to H-leg tabs with wood screws provided, pilot holes pre-drilled.
 Shipped in 1 carton.

DESKS	MODEL #	DIMENSIONS ^{IN} _{MM}	WEIGHT ^{LB} _{KG}	VOLUME ^{FT³} _{MT³}	LIST PRICE
 <p>Bow Desk</p>	ML7242BD	72 x 36 x 29	176	7	\$818
		1829 x 914 x 737	79.83	0.19	
Bow desk with two wire grommets and a full modesty panel. Modesty panel recessed 6.5" at both ends and 12" on center. Shipped easy to assemble in 1 carton.					
 <p>Rectangular Desk</p>	ML6030D	60 x 30 x 29	125	4.5	\$440
		1524 x 762 x 737	56.7	0.12	
	ML6630D	66 x 30 x 29	132	5	\$469
		1676 x 762 x 737	59.87	0.14	
	ML7230D	72 x 30 x 29	157	5.5	\$515
		1829 x 762 x 737	71.21	0.15	
	ML7236D	72 x 36 x 29	160	6	\$544
		1829 x 914 x 737	72.57	0.16	
Rectangular desks with two wire grommets and a full modesty panel. 30" deep - modesty panel recessed 4.3". 36" deep - modesty panel recessed 5.0". Shipped easy to assemble in 1 carton.					
 <p>Space Saver Desks, Single Sided</p>	ML482028CT	48 x 20 x 28	73.4	2.8	\$487
		1219 x 508 x 711	33.29	0.07	
	ML542028CT	54 x 20 x 28	83.1	3.2	\$512
		1372 x 508 x 711	37.69	0.09	
	ML602028CT	60 x 20 x 28	92.9	3.5	\$531
		1524 x 508 x 711	42.14	0.09	
28"H overall. 20"D surface ideal as touch down space with option to include desktop power unit. Inset back to accommodate cable management. Optional cut-out to accommodate Cove mini power unit; power unit to be ordered separately (see page 133). Cut-out options: FOG1 (left), FOG2 (centered) or FOG3 (right). Best suited for use with Craft lounge series, refer to seating section of the price list pages 27-29 or other occasional seating. Shipped easy to assemble in 1 carton.					
 <p>Community Desks, Double Sided</p>	ML483628CT	48 x 36 x 28	130.1	4.2	\$709
		1219 x 914 x 711	59.01	0.11	
	ML543628CT	54 x 36 x 28	140.1	4.3	\$737
		1372 x 914 x 711	63.55	0.12	
	ML603628CT	60 x 36 x 28	150.1	4.8	\$770
		1524 x 914 x 711	68.08	0.13	
28"H overall. Ideal for use in common areas as a casual meeting or workspace; accommodates users on either side. Center modesty panel is short to the underside of top by 6.5" with two support channels on either side of modesty creating a cavity for addition of power units and cable management. Optional FOG1, FOG2 or FOG3 surface grommets also may accommodate Cove mini power unit; power unit to be ordered separately (see page 133). Side pass-through grommets are optional (Options: PTL pass-through left side, PTR pass-through right side or PT2 pass-through both sides). Best suited for use with Craft lounge series, refer to seating section of the price list pages 27-29. Shipped easy to assemble in 1 carton.					
 <p>Reception Desk</p>	ML72MRD	72 x 36.5 x 42	300	32	\$2962
		1829 x 927 x 1067	136.08	0.9	
When specifying <u>two</u> finishes: First finish: mantle top and desk worksurface. Second finish: vertical surfaces and pigeon holes.					
Includes desk, reception mantle, glass panel mounted onto White melamine, light kit and four pigeon holes. Desk and mantle do not attach. Desk shipped easy to assemble in 1 carton. Mantle shipped easy to assemble in 2 carton.					

DESKS **MODEL #** **DIMENSIONS** ^{IN}/_{MM} **WEIGHT** ^{LB}/_{KG} **VOLUME** ^{FT³}/_{MT³} **LIST PRICE**

W x D x H

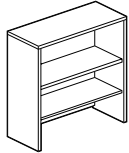


Reception Desk Top

ML36RT	36 x 13 x 13 <i>914 x 330 x 330</i>	50 <i>22.68</i>	2.5 <i>0.07</i>	\$429
ML42RT	42 x 13 x 13 <i>1067 x 330 x 330</i>	66 <i>29.94</i>	3 <i>0.08</i>	\$469

Reception desk top that fits onto worksurfaces. Two shelves. Includes two-sided tape.
Note: 13" high above surface, 17" high overall. Shipped easy to assemble in 1 carton.

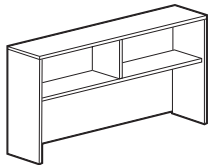
HUTCHES



Hutch - 36"

ML36HO	36 x 15 x 36 <i>914 x 381 x 914</i>	90 <i>40.82</i>	4 <i>0.11</i>	\$490
--------	----------------------------------------	--------------------	------------------	--------------

ML36HO has a fixed center shelf and an adjustable lower shelf. Predrilled to accommodate glazed (ML36PHGD) or laminate (ML36PHLD) doors. Shipped easy to assemble in 1 carton.

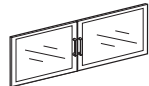


Hutch - 66" and 72"

ML66HO	66 x 15 x 36 <i>1676 x 381 x 914</i>	132 <i>59.87</i>	5 <i>0.14</i>	\$597
ML72HO	72 x 15 x 36 <i>1829 x 381 x 914</i>	140 <i>63.5</i>	6 <i>0.16</i>	\$626

ML72HO and ML66HO have fixed shelf dividers. Can be used on any straight worksurface. 20" of clearance between worksurface and bottom of hutch. Predrilled to accommodate glazed or laminate doors. Shipped easy to assemble in 1 carton.

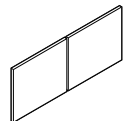
HUTCH DOORS



Glazed Doors

ML33DRAG	31.8 x 0.8 x 14.5 <i>808 x 20 x 368</i>	8 <i>3.63</i>	1.5 <i>0.04</i>	\$553
ML36DRAG	34.8 x 0.8 x 14.5 <i>884 x 20 x 368</i>	10 <i>4.54</i>	1.5 <i>0.04</i>	\$570

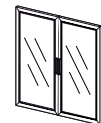
Set of two glazed doors for one side of hutch. Hinges included. Non locking. Not intended for use with laminate doors. Shipped in 1 carton.
ML33DRAG - Set of 2 doors for ML66HO with a total width of 33". ML36DRAG - Set of 2 doors for ML72HO with a total width of 36".



Laminate Doors

ML33DRL	31.8 x 0.7 x 15 <i>808 x 18 x 381</i>	18 <i>8.16</i>	2 <i>0.05</i>	\$115
ML36DRL	34.8 x 0.7 x 15 <i>884 x 18 x 381</i>	20 <i>9.07</i>	2 <i>0.05</i>	\$119

Set of two laminate doors for one side of hutch. Laminate door kit extends slightly beyond hutch case to offer finger pull opening. Hinges included. Non locking. Not intended for use with glazed doors. Shipped in 1 carton.
ML33DRL - Set of 2 doors for ML66HO with a total width of 33". ML36DRL - Set of 2 doors for ML72HO with a total width of 36".



Glazed Doors for 36" Hutch

ML36PHGD	34.8 x 0.8 x 34.8 <i>884 x 20 x 884</i>	45 <i>20.41</i>	1.5 <i>0.04</i>	\$1054
----------	--------------------------------------------	--------------------	--------------------	---------------

Set of two aluminum framed glazed doors that fit onto 36" wide hutch only. Handles included. Non locking. Shipped in 1 carton.

HUTCH DOORS

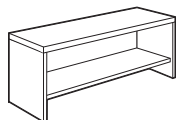


Laminate Doors for 36" Hutch

MODEL #	DIMENSIONS	WEIGHT	VOLUME	LIST PRICE
ML36PHLD	34.8 x 0.7 x 34.8	35	0.75	\$269
	<i>884 x 18 x 884</i>	<i>15.88</i>	<i>0.02</i>	

Set of two laminate doors that fit onto 36" wide hutch only. Handles included. Non locking. Shipped in 1 carton.

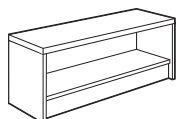
DESKTOP STORAGE



Desktop Storage - Low Open

ML36LDTS	36 x 12 x 12	50	0.7	\$439
	<i>914 x 305 x 305</i>	<i>22.68</i>	<i>0.01</i>	
ML42LDTS	42 x 12 x 12	59	0.8	\$480
	<i>1067 x 305 x 305</i>	<i>26.76</i>	<i>0.02</i>	
ML48LDTS	48 x 12 x 12	69	0.9	\$504
	<i>1219 x 305 x 305</i>	<i>31.3</i>	<i>0.02</i>	
ML54LDTS	54 x 12 x 12	80	1	\$537
	<i>1372 x 305 x 305</i>	<i>36.29</i>	<i>0.02</i>	

Desktop storage secures with double sided tape included to surface mounting on. Inside clearance 7.25"H, 3"H open bottom. 54" wide unit has a center vertical divider. Shipped assembled in 1 carton.

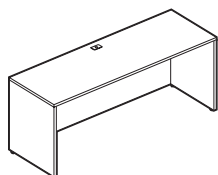


Desktop Storage with Fascia

ML36LDTSF	36 x 12 x 12	54	0.7	\$455
	<i>914 x 305 x 305</i>	<i>24.49</i>	<i>0.01</i>	
ML42LDTSF	42 x 12 x 12	63	0.8	\$498
	<i>1067 x 305 x 305</i>	<i>28.58</i>	<i>0.02</i>	
ML48LDTSF	48 x 12 x 12	73	0.9	\$524
	<i>1219 x 305 x 305</i>	<i>33.11</i>	<i>0.02</i>	
ML54LDTSF	54 x 12 x 12	84	1	\$556
	<i>1372 x 305 x 305</i>	<i>38.1</i>	<i>0.02</i>	

Desktop storage secures with double sided tape included to surface mounting on. 54" wide unit has a center vertical divider. Inside clearance 7.25"H, fascia is optional with cut-out to accommodate Cove mini power unit MVCOVSM2B/S or MVCOVMS1UB/S; power unit to be ordered separately (see page 133). Cut-out options: FOG1 (left), FOG2 (centered) or FOG3 (right). MLxxLDTSF back is short to allow cable from power unit to pass through back. Shipped assembled in 1 carton.

CREDENZAS

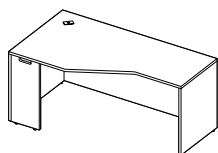


Credenza - Rectangular

ML7224C	72 x 24 x 29	123	5	\$484
	<i>1829 x 610 x 737</i>	<i>55.79</i>	<i>0.14</i>	
ML6624C	66 x 24 x 29	117	4.5	\$433
	<i>1676 x 610 x 737</i>	<i>53.07</i>	<i>0.12</i>	

Rectangular credenza with a surface wire grommet and a modesty panel wire grommet. Flush and full height modesty panel. Optional 12"H modesty panel available, please specify **(12)**. Shipped easy to assemble in 1 carton.

EXTENDED CORNER CREDENZAS

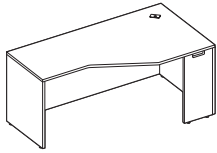


Extended Corner Credenza - LEFT

ML6636CEL	66 x 36 x 29	142	5.5	\$599
	<i>1676 x 914 x 737</i>	<i>64.41</i>	<i>0.15</i>	
ML7236CEL	72 x 36 x 29	150	6	\$680
	<i>1829 x 914 x 737</i>	<i>68.04</i>	<i>0.16</i>	

Narrow and full gables. Narrow end gable can be connected to 24"D return or flush bridge. Full end panel cannot be connected. Corner wire grommet. Optional 12"H modesty panel available, please specify **(12)**. Shipped easy to assemble in 1 carton.

EXTENDED CORNER CREDENZAS **MODEL #** **DIMENSIONS** ^{IN}/_{MM} **WEIGHT** ^{LB}/_{KG} **VOLUME** ^{FT³}/_{MT³} **LIST PRICE**

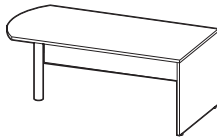


Extended Corner Credenza - RIGHT

	W x D x H			
ML6636CER	66 x 36 x 29 <i>1676 x 914 x 737</i>	142 <i>64.41</i>	5.5 <i>0.15</i>	\$599
ML7236CER	72 x 36 x 29 <i>1829 x 914 x 737</i>	150 <i>68.04</i>	6 <i>0.16</i>	\$680

Narrow and full gables. Narrow end gable can be connected to 24"D return or flush bridge. Full end panel cannot be connected. Corner wire grommet. Full height modesty panel. Optional 12"H modesty panel available, please specify (12). Shipped easy to assemble in 1 carton.

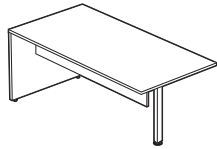
ISLANDS WITH MODESTY



"D" Island w/Square Post Leg

ML6630DM	66 x 30 x 29 <i>1676 x 762 x 737</i>	40.8 <i>18.51</i>	3.84 <i>0.1</i>	\$544
ML7236DM	72 x 36 x 29 <i>1829 x 914 x 737</i>	105.8 <i>47.99</i>	4.84 <i>0.13</i>	\$639

Square post and modesty panel with 16" clearance. No grommet. Must be connected. Reversible. Shipped easy to assemble in 2 cartons.

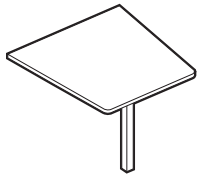


Rectangular Island w/Square Post Leg

ML6630RM	66 x 30 x 29 <i>1676 x 762 x 737</i>	41.8 <i>18.96</i>	4.34 <i>0.12</i>	\$544
ML7236RM	72 x 36 x 29 <i>1829 x 914 x 737</i>	105.8 <i>47.99</i>	4.84 <i>0.13</i>	\$639

Square post and modesty panel with 16" clearance. No grommet. Must be connected. Reversible. Shipped easy to assemble in 2 cartons.

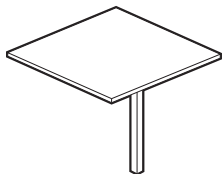
ISLANDS WITHOUT MODESTY



Wedge Island - Square Post Leg

ML3636WI	36 x 36 x 29 <i>914 x 914 x 737</i>	35.8 <i>16.24</i>	2.34 <i>0.06</i>	\$407
ML4242WI	42 x 42 x 29 <i>1067 x 1067 x 737</i>	45.8 <i>20.77</i>	3.04 <i>0.08</i>	\$489

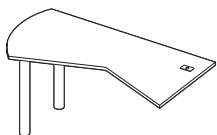
36" or 42" wide where surface connects. Use to create a collaborative huddle table with open shelf ML36290S or ML42290S. Connecting hardware included. Shipped easy to assemble in 2 cartons.



Square Island - Square Post Leg

ML3636SI	36 x 36 x 29 <i>914 x 914 x 737</i>	37.8 <i>17.15</i>	2.34 <i>0.06</i>	\$393
ML4242SI	42 x 42 x 29 <i>1067 x 1067 x 737</i>	47.8 <i>21.68</i>	3.04 <i>0.08</i>	\$474

36" or 42" wide where surface connects. Use to create a collaborative huddle table with open shelf ML36290S or ML42290S. Connecting hardware included. Shipped easy to assemble in 2 cartons.

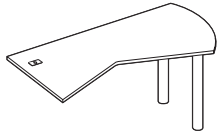


Delta Island w/Square Post Legs - LEFT

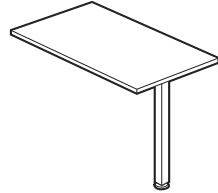
ML6030PL	60 x 30 x 29 <i>1524 x 762 x 737</i>	20.6 <i>9.34</i>	1.68 <i>0.04</i>	\$526
----------	-----------------------------------------	---------------------	---------------------	--------------

30"D where surface connects. Corner wire grommet. Two square posts. Connecting hardware included. Optional modesty panel available. Shipped easy to assemble in 3 cartons.

ISLANDS WITHOUT MODESTY



Delta Island w/Square Post Legs - RIGHT



Rectangular Island w/Square Post Leg

MODEL #	DIMENSIONS ^{IN} _{MM}	WEIGHT ^{LB} _{KG}	VOLUME ^{FT³} _{MT³}	LIST PRICE
ML6030PR	60 x 30 x 29	20.6	1.68	\$526
	1524 x 762 x 737	9.34	0.04	

30"D where surface connects. Corner wire grommet. Two square posts. Connecting hardware included. Optional modesty panel available. Shipped easy to assemble in 3 cartons.

ML4224RI	42 x 24 x 29	15.8	1.34	\$413
	1067 x 610 x 737	7.17	0.03	
ML4824RI	48 x 24 x 29	17.8	1.34	\$441
	1219 x 610 x 737	8.07	0.03	

24"D where surface connects. One square post. Connecting hardware included. Optional modesty panel available. Reversible. Shipped easy to assemble in 2 cartons.

MODESTY PANELS

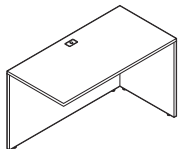


Modesty Panel for Island Surfaces

MODEL #	DIMENSIONS ^{IN} _{MM}	WEIGHT ^{LB} _{KG}	VOLUME ^{FT³} _{MT³}	LIST PRICE
ML4212MP	32 x 0.68 x 12	15	0.65	\$161
	813 x 17 x 305	6.8	0.01	
ML4812MP	38 x 0.68 x 12	20	0.75	\$188
	965 x 17 x 305	9.07	0.02	
ML6012MP	45 x 0.68 x 12	25	1	\$191
	1143 x 17 x 305	11.34	0.02	

ML4212MP can be used with ML4224RI. ML4812MP can be used with ML4824RI. ML6012MP can be used with ML6030PL and ML6030PR. Shipped easy to assemble in 1 carton.

RETURNS

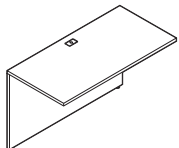


Return

ML3024R	30 x 24 x 29	61	2.5	\$407
	762 x 610 x 737	27.67	0.07	
ML3624R	36 x 24 x 29	68	3	\$419
	914 x 610 x 737	30.84	0.08	
ML4224R	42 x 24 x 29	76	3.5	\$434
	1067 x 610 x 737	34.47	0.09	
ML4824R	48 x 24 x 29	85	4	\$439
	1219 x 610 x 737	38.56	0.11	

For use with rectangular desks, credenzas and corner credenzas. Two grommets. Reversible. Optional 12"H modesty panel available, please specify **(12)**. Shipped easy to assemble in 1 carton.

BRIDGES



Bridge

ML3624FB	36 x 24 x 29	55	2	\$362
	914 x 610 x 737	24.95	0.05	
ML4224FB	42 x 24 x 29	65	2.5	\$375
	1067 x 610 x 737	29.48	0.07	
ML4824FB	48 x 24 x 29	75	3	\$388
	1219 x 610 x 737	34.02	0.08	

To create a "U" shape by connecting two units with full end gables. Two wire grommets. Connecting hardware included. Optional 12"H modesty panel available, please specify **(12)**. Shipped easy to assemble in 1 carton.

MOBILE PEDESTALS



Box/File Mobile Pedestal

MODEL #	DIMENSIONS ^{IN} _{MM}	WEIGHT ^{LB} _{KG}	VOLUME ^{FT³} _{MT³}	LIST PRICE
MLMP22BF	16 x 22 x 23	80	7	\$656
	406 x 559 x 584	36.29	0.19	
MLMP1222BF	12 x 22 x 23	69	5.4	\$622
	305 x 559 x 584	31.3	0.15	

One box drawer and one front locking file drawer. Supported by five casters with two front locking casters. 16"W file drawer includes pencil tray and accommodates front-to-back letter size or side-to-side legal size files; 12"W space saver pedestal file drawer accommodates legal size files for side-to-side filing only. Optional cushion available for 16"W box/file pedestal. Shipped assembled in 1 carton.

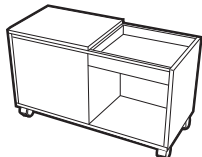
Limited Lifetime Warranty (5-year exceptions apply - see page 152).
Weight capacity for this series is 300 lbs.



Box/Box/File Mobile Pedestal

MLMP22BBF	16 x 22 x 27	95	8	\$747
	406 x 559 x 686	43.09	0.22	
MLMP1222BBF	12 x 22 x 27	82	5.4	\$716
	305 x 559 x 686	37.19	0.15	

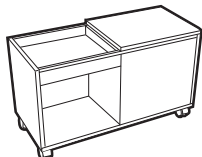
Two box drawers and one front locking file drawer. Front locking casters. 16"W file drawer includes pencil tray and accommodates front-to-back letter size or side-to-side legal size files; 12"W space saver pedestal file drawer accommodates legal size files for side-to-side filing only. Sits flush with user edge under 30"D table desks with or without modesty panel or 24"D returns without modesty panel. Does not sit flush under 24"D table desk. Shipped assembled in 1 carton.



Mobile Ped Buddy - LEFT

MLMPB34L	16 x 34 x 20	62	8.75	\$801
	406 x 864 x 508	28.12	0.24	

All laminate construction with a Brushed Chrome trim. Accepts legal or letter hanging file folders in file box; **right** side is split with an upper open box and a lower open shelf ideal for neatly storing reference materials, larger personal items or a recycling bin within a workspace. Sliding top conceals or exposes one side or the other and accepts an optional cushion to provide extra seating for guests. Shipped assembled in 1 carton.



Mobile Ped Buddy - RIGHT

MLMPB34R	16 x 34 x 20	62	8.75	\$801
	406 x 864 x 508	28.12	0.24	

All laminate construction with a Brushed Chrome trim. Accepts legal or letter hanging file folders in file box; **left** side is split with an upper open box and a lower open shelf ideal for neatly storing reference materials, larger personal items or a recycling bin within a workspace. Sliding top conceals or exposes one side or the other and accepts an optional cushion to provide extra seating for guests. Shipped assembled in 1 carton.





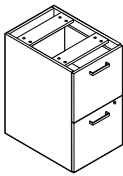
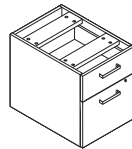
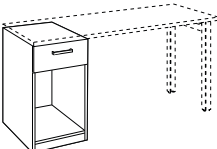
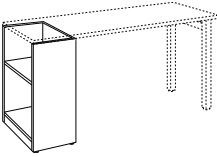
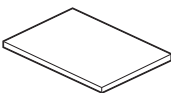
Cushion for Mobile Ped Buddy

MLMPBC18	17.6 x 14.8 x 1.5	10	0.8	\$123
	447 x 376 x 38	4.54	0.02	

For use with MLMPB34L or MLMPB34R. Available in all Global grade 1 seating textiles or in Luxhide bonded leather. 1 carton.

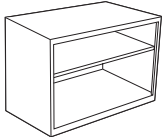
Limited Lifetime Warranty (5-year exceptions apply - see page 152).
In seating applications, weight capacity for this series is 300 lbs.

Alternate textile options: Graded-in textiles are available. No minimum quantities. Contact Customer Service for pricing.

PEDESTALS	MODEL #	DIMENSIONS ^{IN} _{MM}	WEIGHT ^{LB} _{KG}	VOLUME ^{FT³} _{MT³}	LIST PRICE
 <p>Cushion for Box/File Mobile Pedestal</p>	MLMPC22	16 x 22 x 2	8	0.9	\$133
		406 x 559 x 51	3.63	0.02	
<p>For use with MLMP22BF only. Available in all Global grade 1 seating textiles or in Luxhide bonded leather. 1 carton.</p> <p>Limited Lifetime Warranty (5-year exceptions apply - see page 152). In seating applications, weight capacity for this series is 300 lbs.</p> <p>Alternate textile options: Graded-in textiles are available. No minimum quantities. Contact Customer Service for pricing.</p>					
 <p>Box/Box/File Pedestal</p>	ML22BBF	16 x 22 x 28	82	8	\$542
		406 x 559 x 711	37.19	0.22	
<p>Two box drawers and one front locking file drawer. Pencil tray included. For use with bow or rectangular desks, reception desks, returns or credenzas with laminate side gables. Can be moved to a left or right hand position. Top is open. File drawer accommodates front-to-back letter size or side-to-side legal size files. Shipped assembled in 1 carton.</p>					
 <p>File/File Pedestal</p>	ML22FF	16 x 22 x 28	82	8	\$524
		406 x 559 x 711	37.19	0.22	
<p>Two front locking file drawers. Pencil tray included. For use with bow or rectangular desks, reception desks, returns or credenzas with laminate side gables. Can be moved to a left or right position. Top is open. File drawer accommodates front-to-back letter size or side-to-side legal size files. Shipped assembled in 1 carton.</p>					
 <p>Hanging Box/File Pedestal</p>	ML22HBF	16 x 22 x 19	65	5	\$426
		406 x 559 x 483	29.48	0.14	
<p>One box drawer and one front locking file drawer. Pencil tray included. For use with bow or rectangular desks, reception desks, returns or credenzas with laminate side gables. Top is open. File drawer accommodates front-to-back letter size or side-to-side legal size files. Shipped assembled in 1 carton.</p>					
 <p>Open Shelf Pedestal</p>	ML24WPO	16 x 24 x 28	40	7.1	\$419
		406 x 610 x 711	18.14	0.2	
<p>Worksurface supporting open shelf with one personal non-locking drawer. For use with table desk kits MLxx24DTL only. Top is open. Shipped assembled in 1 carton, ready to attach to MLxx24DTL.</p>					
 <p>Side Bookcase Pedestal</p>	ML24WBC	24 x 12 x 28	48	5.5	\$514
		610 x 305 x 711	21.77	0.15	
<p>Worksurface supporting side access bookcase. For use with table desk kits MLxx24DTL only. Top is open. Shipped ready to assemble in 1 carton.</p>					
 <p>Pedestal Top</p>	ML22TOP	16 x 22 x 1	9	1	\$81
		406 x 559 x 25	4.08	0.02	
<p>Top for ML22BBF and ML22FF pedestals. Includes mounting hardware. 1 carton.</p>					

STORAGE UNITS	MODEL #	DIMENSIONS ^{IN} _{MM}	WEIGHT ^{LB} _{KG}	VOLUME ^{FT³} _{MT³}	LIST PRICE
---------------	---------	-------------------------------------------	---------------------------------------	---------------------------------------------------------------	------------

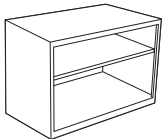
W x D x H



Low Shelf Unit w/Top

ML2230COT	30 x 24 x 22.25 <i>762 x 610 x 565</i>	149 <i>67.59</i>	10.73 <i>0.3</i>	\$612
ML2236COT	36 x 24 x 22.25 <i>914 x 610 x 565</i>	179 <i>81.19</i>	12.79 <i>0.36</i>	\$627

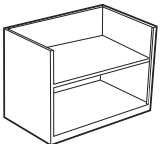
24"D. Can be used as a freestanding shelf unit or to support overlap desk with leg or bookcase. One adjustable shelf. Specify top finish and chasis/shelf finish separately. Accepts ML2436C and ML2430C cushions. Shipped assembled in 1 carton.



Low Shelf Unit w/Top

ML2230NOT	30 x 19.25 x 22.25 <i>762 x 489 x 565</i>	116 <i>52.62</i>	8.71 <i>0.24</i>	\$594
ML2236NOT	36 x 19.25 x 22.25 <i>914 x 489 x 565</i>	138 <i>62.6</i>	10.38 <i>0.29</i>	\$601

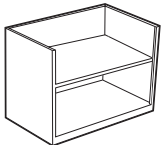
19.25"D. Can be used as a freestanding shelf unit or to support overlap desk with leg or bookcase. One adjustable shelf. Specify top finish and chasis/shelf finish separately. Accepts ML1936C and ML1930C cushions. Shipped assembled in 1 carton.



Low Shelf Unit - No Top

ML2130CO	30 x 24 x 21.25 <i>762 x 610 x 540</i>	127 <i>57.61</i>	10.27 <i>0.29</i>	\$539
ML2136CO	36 x 24 x 21.25 <i>914 x 610 x 540</i>	151 <i>68.49</i>	12.25 <i>0.34</i>	\$553

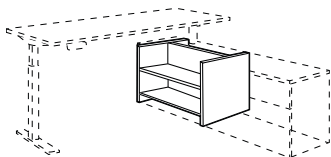
24"D. Can be used to create a freestanding unit (two low storage units and a finished top). Can also support overlap desk with leg or bookcase. Shipped assembled in 1 carton.



Low Shelf Unit - No Top

ML2130NO	30 x 19.25 x 21.25 <i>762 x 489 x 540</i>	98 <i>44.45</i>	8.34 <i>0.23</i>	\$518
ML2136NO	36 x 19.25 x 21.25 <i>914 x 489 x 540</i>	117 <i>53.07</i>	9.94 <i>0.28</i>	\$536

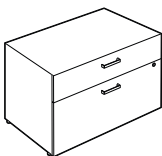
19.25"D. Can be used to create a freestanding unit (two low storage units and a finished top). Can also support overlap desk with leg or bookcase. Shipped assembled in 1 carton.



Low Shelf Inset Back - No Top

ML2130NIBO	30 x 19.25 x 21.25 <i>762 x 489 x 540</i>	98 <i>44.45</i>	8.34 <i>0.23</i>	\$542
ML2136NIBO	36 x 19.25 x 21.25 <i>914 x 489 x 540</i>	117 <i>53.07</i>	9.94 <i>0.28</i>	\$559

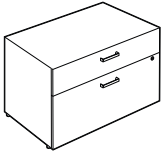
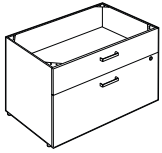
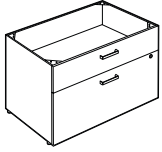


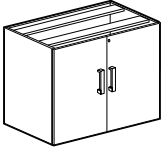
19.25"D. To be used to create a freestanding credenza with height adjustable table integration. Inset back, no top. Use with low storage unit ML21xxNO or ML21xxNBF and notched top MLxx19NLTL or MLxx19NLTR to create credenza. Height adjustable table to be ordered separately. Shipped assembled in 1 carton.



Low Box/File w/Top

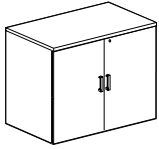
ML2230BFT	30 x 24 x 22.25 <i>762 x 610 x 565</i>	165 <i>74.84</i>	10.73 <i>0.3</i>	\$894
ML2236BFT	36 x 24 x 22.25 <i>914 x 610 x 565</i>	197 <i>89.36</i>	12.79 <i>0.36</i>	\$928

24"D freestanding unit with one box drawer and one file drawer. Can also support overlap desk with leg or bookcase. Lock secures both drawers. Counterweight included. Specify top finish and chasis/drawer front finish separately. Shipped assembled in 1 carton.

STORAGE UNITS	MODEL #	DIMENSIONS ^{IN} _{MM}	WEIGHT ^{LB} _{KG}	VOLUME ^{FT³} _{MT³}	LIST PRICE
 <p>Low Box/File w/Top</p>	ML230NBFT	30 x 19.25 x 22.25 <i>762 x 489 x 565</i>	134 <i>60.78</i>	8.71 <i>0.24</i>	\$869
	ML236NBFT	36 x 19.25 x 22.25 <i>914 x 489 x 565</i>	160 <i>72.57</i>	10.38 <i>0.29</i>	\$903
<p>19.25"D freestanding unit with one box drawer and one file drawer. Can also support overlap desk with leg or bookcase. Lock secures both drawers. Counterweight included. Specify top finish and chasis/drawer front finish separately. Shipped assembled in 1 carton.</p>					
 <p>Low Box/File - No Top</p>	ML2130BF	30 x 24 x 21.25 <i>762 x 610 x 540</i>	141 <i>63.96</i>	10.27 <i>0.29</i>	\$789
	ML2136BF	36 x 24 x 21.25 <i>914 x 610 x 540</i>	167 <i>75.75</i>	12.25 <i>0.34</i>	\$817
<p>24"D. Can be used to create a freestanding unit (two low storage units and a finished top). One box drawer and one front file drawer. Can also support overlap desk with leg or bookcase. Lock secures both drawers. Shipped assembled in 1 carton.</p>					
 <p>Low Box/File - No Top</p>	ML2130NBF	30 x 19.25 x 21.25 <i>762 x 489 x 540</i>	114 <i>51.71</i>	8.34 <i>0.23</i>	\$768
	ML2136NBF	36 x 19.25 x 21.25 <i>914 x 489 x 540</i>	137 <i>62.14</i>	9.94 <i>0.28</i>	\$792
<p>19.25"D. Can be used to create a freestanding unit (two low storage units and a finished top). One box drawer and one front file drawer. Can also support overlap desk with leg or bookcase. Lock secures both drawers. Shipped assembled in 1 carton.</p>					
 <p>Lateral File - No Top</p>	ML3622LF	36 x 22 x 28 <i>914 x 559 x 711</i>	160 <i>72.57</i>	18 <i>0.5</i>	\$827
	<p>22"D. Fits under 24"D worksurface. Two front locking file drawers. File bars for front-to-back filing included. Shipped assembled in 1 carton.</p>				
 <p>Lateral File w/Top</p>	ML3624LFT	36 x 24 x 29 <i>914 x 610 x 737</i>	165 <i>74.84</i>	18 <i>0.5</i>	\$945
	<p>24"D. Two front locking file drawers. File bars for front-to-back filing included. Incorporates anti-tip feature - only one drawer can be opened at a time. Shipped assembled in 1 carton.</p>				
 <p>Storage Cabinet - No Top</p>	ML3622SC	36 x 22 x 28 <i>914 x 559 x 711</i>	120 <i>54.43</i>	18 <i>0.5</i>	\$624
	<p>22"D. Fits under 24"D worksurface. Two front locking doors. One adjustable shelf. Shipped assembled in 1 carton.</p>				

STORAGE UNITS	MODEL #	DIMENSIONS ^{IN} _{MM}	WEIGHT ^{LB} _{KG}	VOLUME ^{FT³} _{MT³}	LIST PRICE
---------------	---------	-------------------------------------------	---------------------------------------	---------------------------------------------------------------	------------

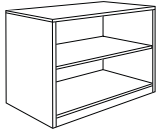
W x D x H



Storage Cabinet w/Top

ML3624SCT	36 x 24 x 29 914 x 610 x 737	125 56.7	18 0.5	\$743
-----------	---------------------------------	-------------	-----------	--------------

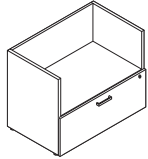
24"D. Two front locking doors. One adjustable shelf. Shipped assembled in 1 carton.



Open Shelf Storage

ML3629OS	36 x 24 x 29 914 x 610 x 737	113 51.26	16.1 0.45	\$678
ML4229OS	42 x 24 x 29 1067 x 610 x 737	132 59.87	18.1 0.51	\$735

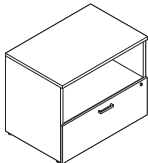
24"D. Units are open front and back. Use stand-alone or with wedge islands (ML3636WI, ML4242WI) or square islands (ML3636SI, ML4242SI) in corresponding width to create a collaborative huddle space. Centre fixed shelf. Shipped easy to assemble in 1 carton.



Open Shelf/Lateral Drawer - No Top

ML3622SL	36 x 22 x 28 914 x 559 x 711	169 76.66	15.92 0.45	\$772
----------	---------------------------------	--------------	---------------	--------------

22"D. Fits under 24"D worksurface. One open shelf and one front locking lateral file drawer. Counterweight included. Shipped assembled in 1 carton.



Open Shelf/Lateral Drawer w/Top

ML3624SLT	36 x 24 x 29 914 x 610 x 737	172 78.02	16.47 0.46	\$829
-----------	---------------------------------	--------------	---------------	--------------

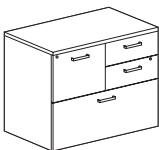
24"D. One open shelf and one front locking lateral file drawer. Counterweight included. Specify top finish and chasis/drawer front finish separately. Shipped assembled in 1 carton.



Multi-Storage Unit - No Top

ML3622MS	36 x 22 x 28 914 x 559 x 711	175 79.38	18 0.5	\$849
----------	---------------------------------	--------------	-----------	--------------

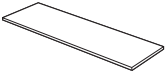
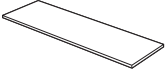
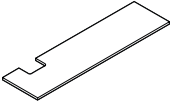
22"D. Fits under 24"D worksurface. One full width file drawer, one half width file drawer and two half width box drawers. All drawers lock. File bars for front-to-back filing included. Incorporates anti-tip feature - only one drawer can be opened at a time. Shipped assembled in 1 carton.



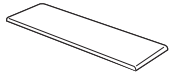
Multi-Storage Unit w/Top

ML3624MST	36 x 24 x 29 914 x 610 x 737	180 81.65	18 0.5	\$968
-----------	---------------------------------	--------------	-----------	--------------

24"D. One full width file drawer, one half width file drawer and two half width box drawers. All drawers lock. File bars for front-to-back filing included. Incorporates anti-tip feature - only one drawer can be opened at a time. Shipped assembled in 1 carton.

STORAGE UNITS	MODEL #	DIMENSIONS ^{IN} _{MM}	WEIGHT ^{LB} _{KG}	VOLUME ^{FT³} _{MT³}	LIST PRICE
 <p>Top For 24"D Storage Unit</p> <p>Single top for pair of 24"D storage units without tops. Ships with Titus connectors to secure to 24"D laminate storage. Shipped ready to assemble with storage unit in 1 carton. 60" for two 30"W units 66" for one 30"W and one 36"W units 72" for two 36"W units</p>		W x D x H			
	ML3624LT	36 x 24 x 1 <i>914 x 610 x 25</i>	23 <i>10.43</i>	1.5 <i>0.04</i>	\$110
	ML6024LT	60 x 24 x 1 <i>1524 x 610 x 25</i>	35 <i>15.88</i>	1.91 <i>0.05</i>	\$169
	ML6624LT	66 x 24 x 1 <i>1676 x 610 x 25</i>	39 <i>17.69</i>	2.08 <i>0.05</i>	\$173
	ML7224LT	72 x 24 x 1 <i>1829 x 610 x 25</i>	52 <i>23.59</i>	2 <i>0.05</i>	\$181
 <p>Top For 19.25"D Storage Unit</p> <p>Can be used to create a credenza. Single top for pair of 19.25"D storage units without tops. Ships with Titus connectors to secure to 19.25"D laminate storage and double-sided tape to secure to 19.25"D MVL metal storage. Shipped ready to assemble with storage unit in 1 carton. 60" for two 30"W tops 66" for one 30"W and one 36"W units 72" for two 36"W units ML3619LT and ML3019LT for use with single 19.25"D low storage units.</p>					
	ML3019LT	30 x 19.25 x 1 <i>762 x 489 x 25</i>	14 <i>6.35</i>	0.83 <i>0.02</i>	\$109
	ML3619LT	36 x 19.25 x 1 <i>914 x 489 x 25</i>	17 <i>7.71</i>	0.97 <i>0.02</i>	\$115
	ML6019LT	60 x 19.25 x 1 <i>1524 x 489 x 25</i>	28 <i>12.7</i>	1.53 <i>0.04</i>	\$167
	ML6619LT	66 x 19.25 x 1 <i>1676 x 489 x 25</i>	30 <i>13.61</i>	1.67 <i>0.04</i>	\$171
	ML7219LT	72 x 19.25 x 1 <i>1829 x 489 x 25</i>	33 <i>14.97</i>	1.81 <i>0.05</i>	\$177
 <p><i>Left hand shown</i></p> <p>Notched Top For 19.25"D Storage Unit</p> <p>Notched top to create a freestanding credenza with integrated height adjustable table base. Use with low storage unit ML21xxNIBO. Specify code ending in (L) for left side integration or (R) for right side. Shipped ready to assemble with storage unit in 1 carton.</p>					
	ML6019NLTL	60 x 19.25 x 1 <i>1524 x 489 x 25</i>	28 <i>12.7</i>	1.53 <i>0.04</i>	\$320
	ML6019NLTR	60 x 19.25 x 1 <i>1524 x 489 x 25</i>	28 <i>12.7</i>	1.53 <i>0.04</i>	\$320
	ML7219NLTL	72 x 19.25 x 1 <i>1829 x 489 x 25</i>	33 <i>14.97</i>	1.81 <i>0.05</i>	\$379
ML7219NLTR	72 x 19.25 x 1 <i>1829 x 489 x 25</i>	33 <i>14.97</i>	1.81 <i>0.05</i>	\$379	

STORAGE UNITS



Cushion For Low Storage - 19.25"D

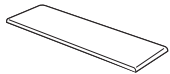
MODEL #	DIMENSIONS ^{IN} _{MM}	WEIGHT ^{LB} _{KG}	VOLUME ^{FT³} _{MT³}	LIST PRICE
MVL1930C	30 x 19.25 x 2 762 x 489 x 51	11 4.99	1.3 0.03	\$227
MVL1936C	36 x 19.25 x 2 914 x 489 x 51	13 5.9	2.6 0.07	\$260
MVL1960C	60 x 19.25 x 2 1524 x 489 x 51	20 9.07	2.6 0.07	\$418
MVL1966C	66 x 19.25 x 2 1676 x 489 x 51	16 7.26	5.2 0.14	\$451
MVL1972C	72 x 19.25 x 2 1829 x 489 x 51	22 9.98	2.4 0.06	\$484

Cushions for 19.25"D low storage. Storage must have a finished laminate top to accept the cushion. Waterfall front and back edge, attaches with Velcro strips (supplied). Can be upholstered in all OTG seating fabrics including Luxhide finishes in polyurethane (PU) mock leather (see page 148). Shipped assembled in 1 carton.

Limited Lifetime Warranty (5-year exceptions apply - see page 152).

In seating applications, weight capacity for this series is 300 lbs.

Alternate textile options: Graded-in textiles are available. No minimum quantities. Contact Customer Service for pricing.



Cushion For Low Storage - 24"D

ML2430C	30 x 24 x 2 762 x 610 x 51	15.5 7.03	1.6 0.04	\$237
ML2436C	36 x 24 x 2 914 x 610 x 51	14.5 6.58	1.9 0.05	\$270
ML2460C	60 x 24 x 2 1524 x 610 x 51	20 9.07	5.2 0.14	\$428
ML2466C	66 x 24 x 2 1676 x 610 x 51	21 9.53	5.2 0.14	\$461
ML2472C	72 x 24 x 2 1829 x 610 x 51	22.25 10.09	5.2 0.14	\$494

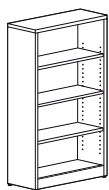
Cushions for 24"D low storage. Storage must have a finished laminate top to accept the cushion. Waterfall front and back edge, attaches with Velcro strips (supplied). Can be upholstered in all OTG seating fabrics including Luxhide finishes in polyurethane (PU) mock leather (see page 148). Shipped assembled in 1 carton.

Limited Lifetime Warranty (5-year exceptions apply - see page 152).

In seating applications, weight capacity for this series is 300 lbs.

Alternate textile options: Graded-in textiles are available. No minimum quantities. Contact Customer Service for pricing.

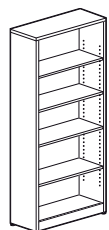
BOOKCASES



Bookcase

ML48BC	30 x 12 x 48 762 x 305 x 1219	120 54.43	3 0.08	\$442
--------	----------------------------------	--------------	-----------	--------------

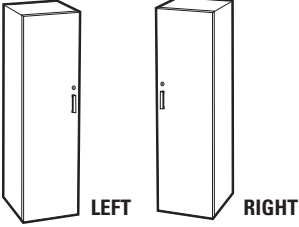
48"H. Three adjustable 1¹/₁₆" thick shelves. Four levelers. Shipped easy to assemble in 1 carton.



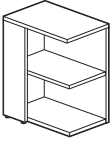
Bookcase

ML65BC	30 x 12 x 65 762 x 305 x 1651	155 70.31	4 0.11	\$570
--------	----------------------------------	--------------	-----------	--------------

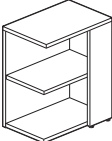
65"H. One fixed shelf and three adjustable. 1¹/₁₆" thick shelves. Four levelers. Shipped easy to assemble in 1 carton.

WARDROBES	MODEL #	DIMENSIONS ^{IN} _{MM}	WEIGHT ^{LB} _{KG}	VOLUME ^{FT³} _{MT³}	LIST PRICE
 <p>Personal Wardrobe</p>		W x D x H			
	ML6518WDL	18 x 24 x 65 <i>457 x 610 x 1651</i>	175 <i>79.38</i>	18 <i>0.5</i>	\$878
	ML6518WDR	18 x 24 x 65 <i>457 x 610 x 1651</i>	175 <i>79.38</i>	18 <i>0.5</i>	\$878

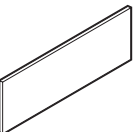
65"H. Personal wardrobe hinged on the left (left hand) or right (right hand). Includes coat bar and one fixed shelf with 9" clearance between shelf and top of cabinet. Shipped assembled in 1 carton.

END SHELVES	MODEL #	DIMENSIONS ^{IN} _{MM}	WEIGHT ^{LB} _{KG}	VOLUME ^{FT³} _{MT³}	LIST PRICE
 <p>End Shelf - LEFT</p>	ML1629SHL	16 x 24 x 29 <i>406 x 610 x 737</i>	66 <i>29.94</i>	2.5 <i>0.07</i>	\$407

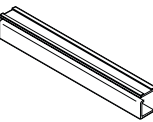
29"H. For use at the end of 29"H units. One fixed shelf. Shipped easy to assemble in 1 carton.

 <p>End Shelf - RIGHT</p>	ML1629SHR	16 x 24 x 29 <i>406 x 610 x 737</i>	66 <i>29.94</i>	2.5 <i>0.07</i>	\$407

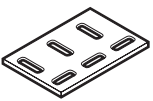
29"H. For use at the end of 29"H units. One fixed shelf. Shipped easy to assemble in 1 carton.

TACKBOARDS	MODEL #	DIMENSIONS ^{IN} _{MM}	WEIGHT ^{LB} _{KG}	VOLUME ^{FT³} _{MT³}	LIST PRICE
 <p>Tackboard</p>	ML66TB	64 x 1 x 15.75 <i>1626 x 25 x 400</i>	6.4 <i>2.9</i>	1.3 <i>0.03</i>	\$203
	ML72TB	70 x 1 x 15.75 <i>1778 x 25 x 400</i>	7 <i>3.18</i>	1.3 <i>0.03</i>	\$211


Fabric covered tackboard. Includes mounting screws. See page 84 for color options. Shipped in 1 carton.

ACCESSORIES	MODEL #	DIMENSIONS ^{IN} _{MM}	WEIGHT ^{LB} _{KG}	VOLUME ^{FT³} _{MT³}	LIST PRICE
 <p>Wire Manager</p>	ML24WM2	24 x 2 x 2 <i>610 x 51 x 51</i>	1 <i>0.45</i>	0.1 <i>-</i>	\$44

24"W plastic tray flexes to receive and hold electrical and data wires. Quickly attaches with two strips of two-sided tape. **Black** only. Shipped in 1 carton.

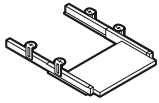
 <p>Flush Plate</p>	MLFP	5 x 3 x 0.06 <i>127 x 76 x 2</i>	1 <i>0.45</i>	1 <i>0.02</i>	\$13

Used to connect worksurfaces of the same height. **Black** only.

 <p>Handle</p>	MLHS	5.25 x 1 x 0.5 <i>133 x 25 x 13</i>	1 <i>0.45</i>	1 <i>0.02</i>	\$17

Replacement handle. **Silver** finish.

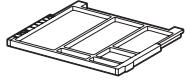
ACCESSORIES MODEL # DIMENSIONS ^{IN}/_{MM} WEIGHT ^{LB}/_{KG} VOLUME ^{FT³}/_{MT³} LIST PRICE



Keyboard Tray

	W x D x H			
MLKB	22 x 12 x 0.68	13	1.5	\$119
	559 x 305 x 17	5.9	0.04	

22"W laminate keyboard tray. Mounting hardware included. Available in standard Ionic laminate finishes, see page 149. Shipped assembled in 1 carton.

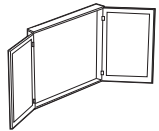


Center Drawer - 22"

MLPD	22.5 x 15 x 1.5	2	0.7	\$132
	572 x 381 x 38	0.91	0.01	

Provides storage for writing instruments and small items at the workspace. Attaches to the underside of the worksurface with included drawer slides. Shipped assembled in 1 carton.

- Black ABS plastic only.



Presentation Board

ML4848VB	48 x 5 x 48	110	11	\$1058
	1219 x 127 x 1219	49.9	0.31	

Double door visual presentation cabinet. Erasable and easy to clean whiteboard and two tackboards on doors in a Medium Taupe (LL11) fabric. Case finish available in Ionic standard laminate finishes, see page 149. Mounting method to be determined on site by installer as building conditions vary. Shipped assembled in 1 carton.

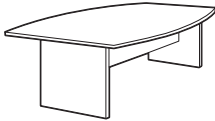
BOARDROOM AND MULTI-PURPOSE TABLES	MODEL #	DIMENSIONS ^{IN} _{MM}	WEIGHT ^{LB} _{KG}	VOLUME ^{FT³} _{MT³}	LIST PRICE
------------------------------------	---------	-------------------------------------------	---------------------------------------	---------------------------------------------------------------	------------



Boardroom Table - Round

	W x D x H			
ML42R	42 x - x 29 1067 x - x 737	82 37.19	5 0.14	\$460

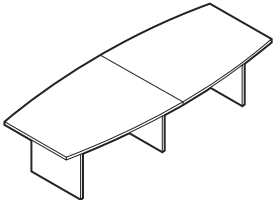
One-piece round top. Laminate X bases. 1" thick top. Shipped easy to assemble in 2 cartons.



Boardroom Table - Boat Shaped

ML96BT	96 x 48 x 29 2438 x 1219 x 737	213 96.62	18 0.5	\$889
--------	-----------------------------------	--------------	-----------	--------------

One-piece boat shape top. Two slab laminate bases. 1 1/8" thick top. Top tapers to 40" wide at the ends. Shipped easy to assemble in 3 cartons.



Boardroom Table - Boat Shaped

ML120BT	120 x 48 x 29 3048 x 1219 x 737	284 128.82	21 0.59	\$1226
ML144BT	144 x 48 x 29 3658 x 1219 x 737	326 147.87	18.5 0.52	\$1609

Two-piece boat shape top. Three slab laminate bases. 1 1/8" thick top. Top tapers to 40" wide at the end. Shipped easy to assemble in 3 cartons.

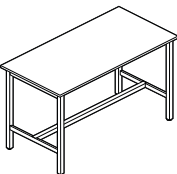
30" deep

ML4830BHT	48 x 30 x 42 1219 x 762 x 1067	108 48.99	7.7 0.21	\$901
ML6030BHT	60 x 30 x 42 1524 x 762 x 1067	125 56.7	8.6 0.24	\$957
ML7230BHT	72 x 30 x 42 1829 x 762 x 1067	141 63.96	9.3 0.26	\$1015

36" deep

ML4836BHT	48 x 36 x 42 1219 x 914 x 1067	124 56.25	9.1 0.25	\$986
ML6036BHT	60 x 36 x 42 1524 x 914 x 1067	144 65.32	10.1 0.28	\$1041
ML7236BHT	72 x 36 x 42 1829 x 914 x 1067	162 73.48	11 0.31	\$1100

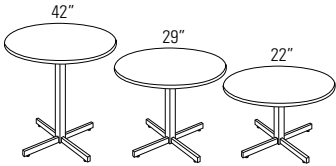
1" thick thermally fused laminate top with painted steel H-legs and footbar. Includes adjustable leveling glides. Shipped easy to assemble in 3 cartons.



Bar Height Maker Table

BOARDROOM AND MULTI-PURPOSE TABLES

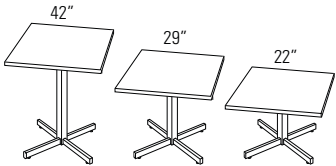
MODEL #	DIMENSIONS ^{IN} _{MM}	WEIGHT ^{LB} _{KG}	VOLUME ^{FT³} _{MT³}	LIST PRICE
W x D x H				
22" high				
ML30RX22	30 x 30 x 22 762 x 762 x 559	40 18.14	11.5 0.32	\$432
ML36RX22	36 x 36 x 22 914 x 914 x 559	56 25.4	17 0.48	\$500
29" high				
ML30RX	30 x 30 x 29 762 x 762 x 737	40 18.14	14.3 0.4	\$432
ML36RX	36 x 36 x 29 914 x 914 x 737	56 25.4	21 0.59	\$500
ML42RX	42 x 42 x 29 1067 x 1067 x 737	64 29.03	21.5 0.6	\$611
42" high				
ML30RX42	30 x 30 x 42 762 x 762 x 1067	40 18.14	15.3 0.43	\$451
ML36RX42	36 x 36 x 42 914 x 914 x 1067	56 25.4	22 0.62	\$544



Round Table - X-Base

One piece round 1" thick thermally fused laminate top with painted steel X base; (X base column 2.5" square with 1" x 2" rectangular feet, leveling glides and end caps to complement painted finish included.) Shipped easy to assemble in 2 cartons.

22" high				
ML30SX22	30 x 30 x 22 762 x 762 x 559	45 20.41	11.5 0.32	\$432
ML36SX22	36 x 36 x 22 914 x 914 x 559	64 29.03	17 0.48	\$500
29" high				
ML30SX	30 x 30 x 29 762 x 762 x 737	45 20.41	14.3 0.4	\$432
ML36SX	36 x 36 x 29 914 x 914 x 737	64 29.03	21 0.59	\$500
ML42SX	42 x 42 x 29 1067 x 1067 x 737	78 35.38	21.5 0.6	\$611
42" high				
ML30SX42	30 x 30 x 42 762 x 762 x 1067	45 20.41	15.3 0.43	\$451
ML36SX42	36 x 36 x 42 914 x 914 x 1067	64 29.03	22 0.62	\$544



Square Table - X-Base

One piece square 1" thick thermally fused laminate top with painted steel X base; (X base column 2.5" square with 1" x 2" rectangular feet, leveling glides and end caps to complement painted finish included.) Shipped easy to assemble in 2 cartons.

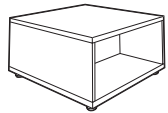


Height Adjustable Personal Table

ML2819PPT	27.5 x 19 x 28.3-43.8 699 x 483 x 719-1113	37.8 17.15	2.71 0.07	\$457
-----------	-----------------------------------------------	---------------	--------------	--------------

Pneumatic height adjustable personal table with locking casters. Range of adjustability with 1" thick thermally fused laminate top is 28.3" to 43.8"H. Tungsten base only. Square tube detailing complements the Ionic series desking components. Shipped easy to assemble in 2 cartons.

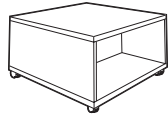
COFFEE TABLES



Square Coffee Side Table

MODEL #	DIMENSIONS ^{IN} _{MM}	WEIGHT ^{LB} _{KG}	VOLUME ^{FT³} _{MT³}	LIST PRICE	WRS ADD
ML2929CT	29 x 29 x 16 737 x 737 x 406	83 37.65	10 0.28	\$659	N/A

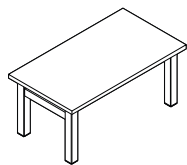
16"H. Square coffee or side table. Open from two sides with center divider. Shipped assembled in 1 carton.



Mobile Square Coffee Side Table

ML2929CTM	29 x 29 x 16 737 x 737 x 406	83 37.65	10 0.28	\$717	N/A
-----------	---------------------------------	-------------	------------	--------------	-----

16"H. Mobile square coffee or side table. Open from two sides with center divider. Shipped assembled in 1 carton.

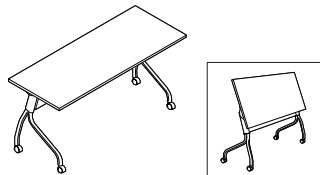


Rectangular Coffee Table w/H-legs

ML3620CH	36 x 20 x 16 914 x 508 x 406	46 20.87	3 0.08	\$488	N/A
ML4220CH	42 x 20 x 16 1067 x 508 x 406	50 22.68	3.3 0.09	\$499	N/A

16"H with 1" thick thermally fused laminate top and two 15"H steel H-legs. Shipped easy to assemble in 2 cartons.

TRAINING TABLES



Flip-Top Table

ML4824FT	48 x 24 x 29.5 1219 x 610 x 749	65.9 29.89	4.1 0.11	\$600	\$139
ML6024FT	60 x 24 x 29.5 1524 x 610 x 749	74.7 33.88	4.6 0.13	\$656	\$172
ML7224FT	72 x 24 x 29.5 1829 x 610 x 749	86.6 39.28	5.14 0.14	\$719	\$205

Flip-top table with 1" thick thermally fused laminate top with factory installed inserts to connect the leg assembly. Y-legs and integral modesty panel in Tungsten finish only. Locking casters. 5.25" nesting creep per table when flipped and stored. Shipped easy to assemble in 3 cartons.

QUICK ASSEMBLY ELECTRIC HEIGHT ADJUSTABLE TABLES

GENERAL INFORMATION

- Quick assembly electric height adjustable bases with leg columns preassembled to telescopic cross bar assembly including electric motors. Unfold leg columns, attach feet and worksurface support to base; fasten assembly to top; plug in connections and start to use.
- 2-stage base. Range of adjustability with 1" thick top is 28.1" to 46.7"H.
- Easy to use up-down controller with digital read-out and four memory programmable positions.
- Tops are available in all Ionic laminate finishes.
- May be specified as complete tables or may order tops and bases separately.
- Dual motor with 265 lbs. lift capacity.
- Anti-collision sensor.
- Standby power consumption 0.1W. Active power consumption 220W.
- Operates at 1.2" per second.
- 8' long power cord.
- Meets applicable ANSI/BIFMA x5.5 standards.
- Laminate tops covered by Global's lifetime warranty.
Five-year warranty on base components including electrical components and motorized parts.
- ETL/CETL and Greenguard Certified

TOP FINISHES

ACJ	Absolute Acajou	NBL	Noce Biondo
ASN	Asian Night	NGL	Noce Grigio
AWC	Avant Cherry	NEL	Noce Leggero
AWH	Avant Honey	NML	Noce Medio
CMB	Clear Maple	SKC	Shaker Cherry
DES	Dark Espresso	TWL	Tiger Walnut
DWT	Designer White	WHC	White Chocolate
HGT	Hayden Grey	WCR	Winter Cherry

CONSTRUCTION

- 1" thick tops are made from 45 lb. density particle board covered with high performance thermally fused laminate and matching 2mm edge.
- Frame and legs are made from steel tubing and flat steel components, available in Tungsten only.
- T-leg with flat foot design includes adjustable levelers.
- Telescopic support beam accommodates:
 - 44" to 76" wide tops, 23" to 29" deep.
 - Return kits can be added; supporting 35" to 42" wide tops.

TOP DIMENSIONS

- All worksurfaces are dimensioned to allow 1" gap around perimeter in a nominal footprint.

QUICK ASSEMBLY ELECTRIC HAT



Rectangular Table - 2 legs



Return Kit

MODEL #	DIMENSIONS ^{IN} _{MM}	WEIGHT ^{LB} _{KG}	VOLUME ^{FT³} _{MT³}	LIST PRICE
W x D x H				
ML48242QHT	46 x 23 x 28.1-46.7 <i>1168 x 584 x 714-1186</i>	102.3 <i>46.4</i>	4.06 <i>0.11</i>	\$1259
ML60242QHT	58 x 23 x 28.1-46.7 <i>1473 x 584 x 714-1186</i>	110.8 <i>50.26</i>	4.42 <i>0.12</i>	\$1304
ML72242QHT	70 x 23 x 28.1-46.7 <i>1778 x 584 x 714-1186</i>	119.3 <i>54.11</i>	4.72 <i>0.13</i>	\$1358
ML60302QHT	58 x 29 x 28.1-46.7 <i>1473 x 737 x 714-1186</i>	121.4 <i>55.07</i>	4.88 <i>0.13</i>	\$1362
ML72302QHT	70 x 29 x 28.1-46.7 <i>1778 x 737 x 714-1186</i>	132.1 <i>59.92</i>	5.25 <i>0.14</i>	\$1417
1" thick laminate top with matching 2mm edge. Tungsten base only. Shipped easy to assemble in 2 cartons.				
ML36242QHR	35 x 23 x 28.1-46.7 <i>889 x 584 x 714-1186</i>	66.7 <i>30.25</i>	3.3 <i>0.09</i>	\$888
ML42242QHR	41 x 23 x 28.1-46.7 <i>1041 x 584 x 714-1186</i>	71.7 <i>32.52</i>	3.4 <i>0.09</i>	\$897
Height adjustable return kits to use with MLxxxx2QHT tables only. 1" thick laminate top with matching 2mm edge. Tungsten base only. Shipped easy to assemble in 2 cartons.				

ELECTRIC HEIGHT ADJUSTABLE TABLES

WARRANTY

Customer assumes full responsibility for the attachment method of worksurfaces that were not purchased as part of a complete table assembly. Failure to secure the worksurface capable of supporting the load capacity tested to may result in property damage and/or personal injury. Customer agrees to indemnify and hold harmless Global Upholstery Co. Inc., its affiliates, subsidiaries, officers, directors, employees and shareholders (collectively "Global") from and against any lawsuits or threat of lawsuits and all liabilities, direct or implied, claims, proceedings, actions, causes of action, damages, losses, costs and expenses, including, without limitation, legal fees whatsoever which Global may suffer or incur as a result of fulfilling your product order. Customer acknowledges that product not purchased as a complete table assembly will not be covered under Global's Lifetime Warranty.

ELECTRIC HAT COMPONENTS



Quick Assembly Electric HAT - 2-Leg Base Only

MODEL #	DIMENSIONS IN MM	WEIGHT LB KG	VOLUME FT ³ MT ³	LIST PRICE
MLIR20B	42.5 x 22.8 x 27.1-45.7	68.3	2.4	\$979
	1080 x 579 x 688-1161	30.98	0.06	

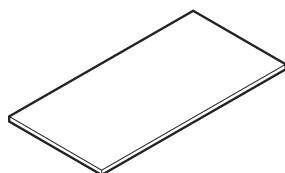
Quick assembly 2-leg, 2-stage electric height adjustable table base. Beam and leg columns with motors are all preassembled. Unfold leg columns and lock into place. For use with MLxxxHAT tops (see page 115). Range of adjustability without 1" thick top is 27.1" to 45.7"H. Width adjustable for 46"W to 76"W tops. Tungsten finish only. Shipped partially assembled in 1 carton.



Quick Assembly Electric HAT - 3rd Leg Kit Only

MLIR20R	- x 22.8 x 27.1-45.7	39.7	2	\$627
	- x 579 x 688-1161	18.01	0.05	

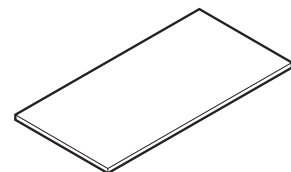
Quick assembly 2-stage 3rd leg kit. Use with MLIR20B to create L-shaped configurations. For use with MLxxxRHT tops (see page 115). Range of adjustability without 1" thick top is 27.1" to 45.7"H. Tungsten finish only. Shipped partially assembled in 1 carton.



Tops For Use with 2 Leg Bases

ML4623HAT	46 x 23 x 1 1168 x 584 x 25	34 15.42	1.66 0.04	\$280
ML5223HAT	52 x 23 x 1 1321 x 584 x 25	38.3 17.37	1.84 0.05	\$303
ML5823HAT	58 x 23 x 1 1473 x 584 x 25	42.5 19.28	2.02 0.05	\$325
ML6423HAT	64 x 23 x 1 1626 x 584 x 25	46.8 21.23	2.2 0.06	\$352
ML7023HAT	70 x 23 x 1 1778 x 584 x 25	51 23.13	2.32 0.06	\$379
ML4629HAT	46 x 29 x 1 1168 x 737 x 25	42.5 19.28	2.04 0.05	\$338
ML5229HAT	52 x 29 x 1 1321 x 737 x 25	47.8 21.68	2.26 0.06	\$360
ML5829HAT	58 x 29 x 1 1473 x 737 x 25	53.1 24.09	2.48 0.07	\$383
ML6429HAT	64 x 29 x 1 1626 x 737 x 25	58.4 26.49	2.7 0.07	\$411
ML7029HAT	70 x 29 x 1 1778 x 737 x 25	63.8 28.94	2.85 0.08	\$438

For use with MLEBDD162 or MLIR20B as a primary top. 1" thick laminate top with matching 2mm edge.



Return Tops For Use with 3rd Leg Kit

ML3523RHT	35 x 23 x 1 889 x 584 x 25	27 12.25	1.3 0.03	\$261
ML4123RHT	41 x 23 x 1 1041 x 584 x 25-1149	32 14.51	1.4 0.03	\$270

For use with MLIR20R to create return for MLIR20B with primary top (MLxxxHAT). 1" thick laminate top with matching 2mm edge.

PRIVACY PANELS

GENERAL INFORMATION

- Ideal for height adjustable, freestanding or overlapping table desks.
- Install quickly and simply onto the front, back or side edge of a 1" or 1 1/16" thick worksurface.
- Can be oriented upwards as a desktop divider or downwards as a modesty panel.
- Available in an array of fabric options or high pressure laminate finishes to complement any decor.
- It is recommended to select a privacy panel 6" less in width than the surface it is being mounting on. The underside or top side of the surface mounting to should have a minimum 3" depth free and clear along the length of the surface for mounting.
- Finished height 13.25" with mounting brackets. 12.5" without mounting brackets.

LAMINATE PRIVACY PANEL FINISHES

- With matching 0.5mm thick edge.

ACJ	Absolute Acajou	NBL	Noce Biondo
ASN	Asian Night	NGL	Noce Grigio
AWC	Avant Cherry	NEL	Noce Leggero
AWH	Avant Honey	NML	Noce Medio
CMB	Clear Maple	SKC	Shaker Cherry
DES	Dark Espresso	TWL	Tiger Walnut
DWT	Designer White	WHC	White Chocolate
HGT	Hayden Grey	WCR	Winter Cherry

FABRIC PRIVACY PANELS

- Frameless and non-tackable
- Available in the following fabrics:
Anchorage, Carrera, Fusion, Hudson, Jenny, Urban and Waterfall

PRIVACY PANEL BRACKETS

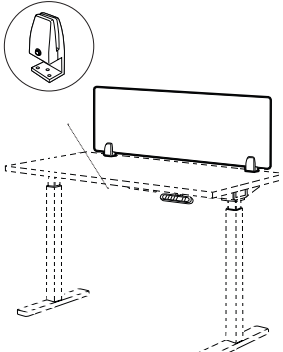
- Each bracket is a two-piece die-cast assembly in Silver finish and are affixed to the worksurface with three screws.
- Two brackets are included with 24" to 54" wide panels; three brackets with 60" and 66" wide panels.

PRIVACY PANEL AND SCREENS

- MLxxUMF/MLxxUML privacy panels, MVLAPxx acrylic privacy panels and MVLPET felt screens may be used as center dividers with ionic benching kits - see page 119.
- Adapter brackets are required to center mount the panels/screens between dual sided table desk. For brackets, see page 122.

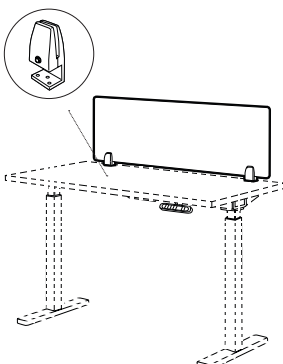
PET FELT PRIVACY SCREEN

- 9mm thick PET Felt, 100% PET polyester fibre.
- Tackable felt-like finish, in the following finishes:
MST Mist SFR Sunflower
PWT Pewter LAP Lapis
GPH Graphite RBY Ruby

PRIVACY PANELS	MODEL #	DIMENSIONS IN MM	WEIGHT LB KG	VOLUME FT ³ MT ³	LIST PRICE
W x D x H					
	ML1324DMF	24 x 0.5 x 13.25 <i>610 x 13 x 337</i>	2.6 <i>1.18</i>	0.4 <i>0.01</i>	\$416
	ML1330DMF	30 x 0.5 x 13.25 <i>762 x 13 x 337</i>	3 <i>1.36</i>	0.5 <i>0.01</i>	\$418
	ML1336DMF	36 x 0.5 x 13.25 <i>914 x 13 x 337</i>	3.6 <i>1.63</i>	0.6 <i>0.01</i>	\$449
	ML1342DMF	42 x 0.5 x 13.25 <i>1067 x 13 x 337</i>	4.2 <i>1.91</i>	0.7 <i>0.01</i>	\$481
	ML1348DMF	48 x 0.5 x 13.25 <i>1219 x 13 x 337</i>	4.8 <i>2.18</i>	0.8 <i>0.02</i>	\$482
	ML1354DMF	54 x 0.5 x 13.25 <i>1372 x 13 x 337</i>	5.4 <i>2.45</i>	0.9 <i>0.02</i>	\$514
	ML1360DMF	60 x 0.5 x 13.25 <i>1524 x 13 x 337</i>	6 <i>2.72</i>	1 <i>0.02</i>	\$690
	ML1366DMF	66 x 0.5 x 13.25 <i>1676 x 13 x 337</i>	6.6 <i>2.99</i>	1.1 <i>0.03</i>	\$714

Mounts to a 1" or 1 1/16" thick worksurface. Mounting brackets included. If using a privacy panel with a monitor arm, the mounting style of the arm should be grommet mount or freestanding. These privacy panels cannot be used with edge clamp style monitor arms. Not for use with Ionic benching kits. Shipped easy to assemble in 1 carton.

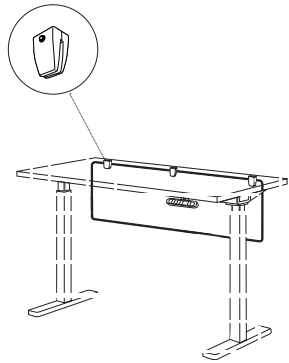
Fabric Privacy Panel - Upmount

	ML1324DML	23.75 x 0.44 x 13.25 <i>603 x 11 x 337</i>	14.4 <i>6.53</i>	0.5 <i>0.01</i>	\$263
	ML1330DML	29.75 x 0.44 x 13.25 <i>756 x 11 x 337</i>	17.1 <i>7.76</i>	0.6 <i>0.01</i>	\$350
	ML1336DML	35.75 x 0.44 x 13.25 <i>908 x 11 x 337</i>	19.8 <i>8.98</i>	0.7 <i>0.01</i>	\$377
	ML1342DML	41.75 x 0.44 x 13.25 <i>1060 x 11 x 337</i>	22.6 <i>10.25</i>	0.8 <i>0.02</i>	\$380
	ML1348DML	47.75 x 0.44 x 13.25 <i>1213 x 11 x 337</i>	25.3 <i>11.48</i>	0.9 <i>0.02</i>	\$397
	ML1354DML	53.75 x 0.44 x 13.25 <i>1365 x 11 x 337</i>	28 <i>12.7</i>	1 <i>0.02</i>	\$471
	ML1360DML	59.75 x 0.44 x 13.25 <i>1518 x 11 x 337</i>	31.2 <i>14.15</i>	1.1 <i>0.03</i>	\$537
	ML1366DML	65.75 x 0.44 x 13.25 <i>1670 x 11 x 337</i>	33.9 <i>15.38</i>	1.2 <i>0.03</i>	\$561

Mounts to a 1" or 1 1/16" thick worksurface. Mounting brackets included. If using a privacy panel with a monitor arm, the mounting style of the arm should be grommet mount or freestanding. These privacy panels cannot be used with edge clamp style monitor arms. Not for use with Ionic benching kits. Shipped easy to assemble in 1 carton.

Laminate Privacy Panel - Upmount

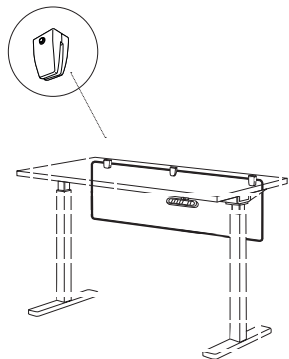
PRIVACY PANELS	MODEL #	DIMENSIONS ^{IN} _{MM}	WEIGHT ^{LB} _{KG}	VOLUME ^{FT³} _{MT³}	LIST PRICE
----------------	---------	-------------------------------------------	---------------------------------------	---------------------------------------------------------------	------------



Fabric Privacy Panel - Undermount

	W x D x H			
ML1324UMF	24 x 0.5 x 13.25 <i>610 x 13 x 337</i>	2.6 <i>1.18</i>	0.4 <i>0.01</i>	\$416
ML1330UMF	30 x 0.5 x 13.25 <i>762 x 13 x 337</i>	3 <i>1.36</i>	0.5 <i>0.01</i>	\$418
ML1336UMF	36 x 0.5 x 13.25 <i>914 x 13 x 337</i>	3.6 <i>1.63</i>	0.6 <i>0.01</i>	\$449
ML1342UMF	42 x 0.5 x 13.25 <i>1067 x 13 x 337</i>	4.2 <i>1.91</i>	0.7 <i>0.01</i>	\$481
ML1348UMF	48 x 0.5 x 13.25 <i>1219 x 13 x 337</i>	4.8 <i>2.18</i>	0.8 <i>0.02</i>	\$482
ML1354UMF	54 x 0.5 x 13.25 <i>1372 x 13 x 337</i>	5.4 <i>2.45</i>	0.9 <i>0.02</i>	\$514
ML1360UMF	60 x 0.5 x 13.25 <i>1524 x 13 x 337</i>	6 <i>2.72</i>	1 <i>0.02</i>	\$690
ML1366UMF	66 x 0.5 x 13.25 <i>1676 x 13 x 337</i>	6.6 <i>2.99</i>	1.1 <i>0.03</i>	\$714

Mounts to a 1" or 1 1/16" thick worksurface. Mounting brackets included. To add privacy panels to Ionic benching kits (pages 119-121), use undermount privacy panels with adapter brackets MVLPPABx (page 122). If using a privacy panel with a monitor arm, the mounting style of the arm should be grommet mount or freestanding. These privacy panels cannot be used with edge clamp style monitor arms. Shipped easy to assemble in 1 carton.



Laminate Privacy Panel - Undermount

ML1324UML	23.75 x 0.44 x 13.25 <i>603 x 11 x 337</i>	14.7 <i>6.53</i>	0.5 <i>0.01</i>	\$263
ML1330UML	29.75 x 0.44 x 13.25 <i>756 x 11 x 337</i>	17.4 <i>7.89</i>	0.6 <i>0.01</i>	\$350
ML1336UML	35.75 x 0.44 x 13.25 <i>908 x 11 x 337</i>	20.2 <i>9.16</i>	0.7 <i>0.01</i>	\$377
ML1342UML	41.75 x 0.44 x 13.25 <i>1060 x 11 x 337</i>	23 <i>10.43</i>	0.8 <i>0.02</i>	\$380
ML1348UML	47.75 x 0.44 x 13.25 <i>1213 x 11 x 337</i>	25.7 <i>11.66</i>	0.9 <i>0.02</i>	\$397
ML1354UML	53.75 x 0.44 x 13.25 <i>1365 x 11 x 337</i>	28.5 <i>12.93</i>	1 <i>0.02</i>	\$471
ML1360UML	59.75 x 0.44 x 13.25 <i>1518 x 11 x 337</i>	31.7 <i>14.38</i>	1.1 <i>0.03</i>	\$537
ML1366UML	65.75 x 0.44 x 13.25 <i>1670 x 11 x 337</i>	34.5 <i>15.65</i>	1.2 <i>0.03</i>	\$561

Mounts to a 1" or 1 1/16" thick worksurface. Mounting brackets included. To add privacy panels to Ionic benching kits (pages 119-121), use undermount privacy panels with adapter brackets MVLPPABx (page 122). If using a privacy panel with a monitor arm, the mounting style of the arm should be grommet mount or freestanding. These privacy panels cannot be used with edge clamp style monitor arms. Shipped easy to assemble in 1 carton.

PRIVACY PANELS **MODEL #** **DIMENSIONS** ^{IN}/_{MM} **WEIGHT** ^{LB}/_{KG} **VOLUME** ^{FT³}/_{MT³} **LIST PRICE**

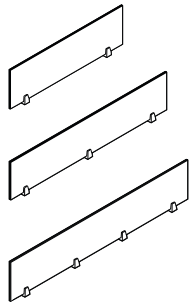
W x D x H

Set of 1

MVLPET42-1	42 x 0.36 x 13.25 <i>1067 x 9 x 337</i>	2.6 <i>1.18</i>	0.8 <i>0.02</i>	\$267
MVLPET48-1	48 x 0.36 x 13.25 <i>1219 x 9 x 337</i>	3.3 <i>1.5</i>	0.9 <i>0.02</i>	\$281
MVLPET54-1	54 x 0.36 x 13.25 <i>1372 x 9 x 337</i>	3.6 <i>1.63</i>	1 <i>0.02</i>	\$360
MVLPET60-1	60 x 0.36 x 13.25 <i>1524 x 9 x 337</i>	3.8 <i>1.72</i>	1.1 <i>0.03</i>	\$372
MVLPET66-1	66 x 0.36 x 13.25 <i>1676 x 9 x 337</i>	4.5 <i>2.04</i>	1.3 <i>0.03</i>	\$438

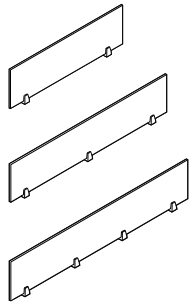
Set of 4

MVLPET42-4	42 x 0.36 x 13.25 <i>1067 x 9 x 337</i>	9.5 <i>4.31</i>	0.8 <i>0.02</i>	\$1021
MVLPET48-4	48 x 0.36 x 13.25 <i>1219 x 9 x 337</i>	11.9 <i>5.4</i>	1 <i>0.02</i>	\$1068
MVLPET54-4	54 x 0.36 x 13.25 <i>1372 x 9 x 337</i>	12.8 <i>5.81</i>	1.1 <i>0.03</i>	\$1379
MVLPET60-4	60 x 0.36 x 13.25 <i>1524 x 9 x 337</i>	13.8 <i>6.26</i>	1.2 <i>0.03</i>	\$1419
MVLPET66-4	66 x 0.36 x 13.25 <i>1676 x 9 x 337</i>	16.2 <i>7.35</i>	1.3 <i>0.03</i>	\$1673



PET Felt Privacy Screen

Mounts to 1" thick laminate surface, may be installed as undermount or up mount position. Mounting brackets included. Secured with wood screws, will mar the top surface when installed in upmount position. If using a privacy panel with a monitor arm, the mounting style of the arm should be grommet mount or freestanding. These privacy panels cannot be used with edge clamp style monitor arms. Shipped easy to assemble in 1 carton.



Acrylic Privacy Panel

MVLAP42	42.5 x 0.25 x 13.25 <i>1080 x 6 x 337</i>	3.6 <i>1.63</i>	0.8 <i>0.02</i>	\$292
MVLAP48	48.5 x 0.25 x 13.25 <i>1232 x 6 x 337</i>	4.3 <i>1.95</i>	1 <i>0.02</i>	\$332
MVLAP54	54.5 x 0.25 x 13.25 <i>1384 x 6 x 337</i>	5.1 <i>2.31</i>	1.1 <i>0.03</i>	\$448
MVLAP60	60.5 x 0.25 x 13.25 <i>1537 x 6 x 337</i>	5.3 <i>2.4</i>	1.2 <i>0.03</i>	\$487
MVLAP66	66.5 x 0.25 x 13.25 <i>1689 x 6 x 337</i>	6.5 <i>2.95</i>	1.3 <i>0.03</i>	\$509

Mounting brackets included. If using a privacy panel with a monitor arm, the mounting style of the arm should be grommet mount or freestanding. These privacy panels cannot be used with edge clamp style monitor arms. Shipped easy to assemble in 1 carton.

BENCHING SOLUTIONS

GENERAL INFORMATION

- Simplified benching solutions, double-sided straight line applications.
- Meets all applicable ANSI/BIFMA X5.5 desking standards.

WORKSURFACES

- 1" thick thermally fused laminate with matching 2mm thick edge band; 45 lb. density particle board core.
- Available in all the Ionic laminate finishes.
- Worksurfaces are equipped with factory installed inserts for a metal-to-metal leg connection.

METAL LEGS

- 2" square tube post legs with 1" x 2" cross bar in an H-leg configuration complementing Ionic desking.
- Available in Black (**TBL**), Designer White (**TDW**) or Tungsten (**TTU**) painted finishes, Sandtex finish applied for durability.

BENCHING KITS

- Kits have been created for ease of specifying and ordering; each kit also includes all the necessary hardware for installation.
- **Freestanding** dual sided table desks include two worksurfaces with support stiffeners and two legs for end conditions.
- **Quad** pack dual sided table desks include two dual sided table desks - four workstations consisting of four worksurfaces with support stiffeners, two end legs and one middle leg for shared condition between two side-by-side top sets.
- Quad packs may be extended with **extender kits** consisting of two worksurfaces with support stiffeners and one leg for shared condition between two side-by-side top sets. Extender kits are to be installed in the middle position(s) sharing a leg between side-by-side top sets.

PRIVACY SCREENS

- 2.5" centre gap between dual sided table desks accommodates privacy screens.
- Privacy screens are available in fabric wrapped, laminate, acrylic and PET Felt options. Refer to Ionic privacy panels on pages 116-117.
- Recommend privacy screens be 6" shorter than the worksurfaces. For example, if worksurfaces are 60"W, use 54"W privacy panels.
- Adapter brackets are required to mount the privacy screens between dual sided table desks.

CABLE MANAGEMENT

- Wire cable management baskets are available to provide cable management and/or lay-in capability for power distribution solution.
- Cable baskets are to be installed on the underside centered between tops on dual sided table desks.

GROMMETS

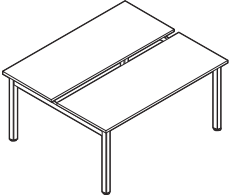
- Tops for all kits are standard with no grommets.
- Optional grommets are available in standard worksurface locations. One position per kit may be specified; all tops in each kit ordered will have the same grommet position. Order as: **FOG1**, **FOG2** or **FOG3**. **Add \$158** for freestanding (MLxxxDST) and extender (MLxxxDSE) dual sided table desks. **Add \$316** for quad pack dual sided table desks (MLxxxDSQ).



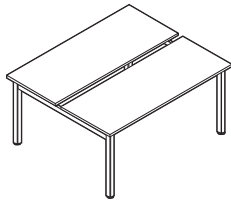
- FOG grommet cap and sleeve may be removed on-site to accommodate Cove mini power unit MVCOVSM2B/S or MVCOVSIUB/S as an alternative to bring power and/or USB charging to the desktop (see page 133).

LAMINATE FINISHES

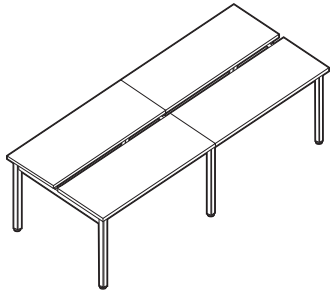
ACJ	Absolute Acajou	NBL	Noce Biondo
ASN	Asian Night	NGL	Noce Grigio
AWC	Avant Cherry	NEL	Noce Leggero
AWH	Avant Honey	NML	Noce Medio
CMB	Clear Maple	SKC	Shaker Cherry
DES	Dark Espresso	TWL	Tiger Walnut
DWT	Designer White	WHC	White Chocolate
HGT	Hayden Grey	WCR	Winter Cherry

BENCHING KITS	MODEL #	DIMENSIONS <small>IN</small> <small>MM</small>	WEIGHT <small>LB</small> <small>KG</small>	VOLUME <small>FT³</small> <small>MT³</small>	LIST PRICE
	W x D x H				
 <p>Freestanding Dual Sided Table Desks, 24"D</p>	ML4850DST	48 x 50.4 x 29 <i>1219 x 1280 x 737</i>	151 <i>68.49</i>	10.9 <i>0.3</i>	\$1234
	ML5450DST	54 x 50.4 x 29 <i>1372 x 1280 x 737</i>	161 <i>73.03</i>	11.5 <i>0.32</i>	\$1290
	ML6050DST	60 x 50.4 x 29 <i>1524 x 1280 x 737</i>	171 <i>77.56</i>	12 <i>0.33</i>	\$1344
	ML6650DST	66 x 50.4 x 29 <i>1676 x 1280 x 737</i>	181 <i>82.1</i>	12.5 <i>0.35</i>	\$1402
	ML7250DST	72 x 50.4 x 29 <i>1829 x 1280 x 737</i>	191 <i>86.64</i>	13 <i>0.36</i>	\$1436
	<p>Each kit includes two 24"D worksurfaces and pair of legs for freestanding dual sided table desk. Not to be used with extender table desks. Support stiffeners included are for end-to-end leg condition. Shipped easy to assemble in 3 cartons.</p>				

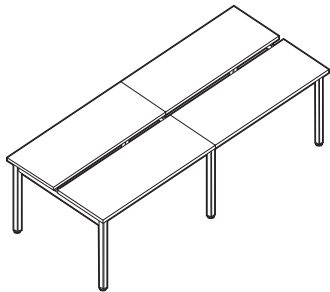
BENCHING KITS



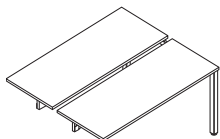
Freestanding Dual Sided Table Desks, 30"D



Quad Pack Dual Sided Table Desks, 24"D



Quad Pack Dual Sided Table Desks, 30"D



Extender for Dual Sided Table Desks, 24"D

MODEL #	DIMENSIONS ^{IN} _{MM}	WEIGHT ^{LB} _{KG}	VOLUME ^{FT³} _{MT³}	LIST PRICE
	W x D x H			
ML4862DST	48 x 62.4 x 29 <i>1219 x 1585 x 737</i>	180 <i>81.65</i>	13.2 <i>0.37</i>	\$1386
ML5462DST	54 x 62.4 x 29 <i>1372 x 1585 x 737</i>	192 <i>87.09</i>	13.8 <i>0.39</i>	\$1410
ML6062DST	60 x 62.4 x 29 <i>1524 x 1585 x 737</i>	205 <i>92.99</i>	14.5 <i>0.41</i>	\$1464
ML6662DST	66 x 62.4 x 29 <i>1676 x 1585 x 737</i>	218 <i>98.88</i>	15.1 <i>0.42</i>	\$1532
ML7262DST	72 x 62.4 x 29 <i>1829 x 1585 x 737</i>	230 <i>104.33</i>	15.8 <i>0.44</i>	\$1556

Each kit includes two 30"D worksurfaces and pair of legs for freestanding dual sided table desk. Not to be used with extender table desks. Support stiffeners included are for end-to-end leg condition. Shipped easy to assemble in 3 cartons.

ML9650DSQ	96 x 50.4 x 29 <i>2438 x 1280 x 737</i>	275 <i>124.74</i>	19 <i>0.53</i>	\$2264
ML10850DSQ	108 x 50.4 x 29 <i>2743 x 1280 x 737</i>	295 <i>133.81</i>	20.1 <i>0.56</i>	\$2376
ML12050DSQ	120 x 50.4 x 29 <i>3048 x 1280 x 737</i>	315 <i>142.88</i>	21.1 <i>0.59</i>	\$2488
ML13250DSQ	132 x 50.4 x 29 <i>3353 x 1280 x 737</i>	335 <i>151.95</i>	22.1 <i>0.62</i>	\$2604
ML14450DSQ	144 x 50.4 x 29 <i>3658 x 1280 x 737</i>	355 <i>161.03</i>	23.2 <i>0.65</i>	\$2672

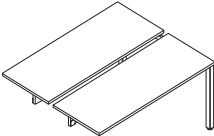
Four-pack dual sided table desks; each kit includes four 24"D worksurfaces, a pair of end legs and one middle leg to be shared between pairs of tops. Use as is for a four-station cluster or can be used with 50.4"D extender tables (MLxx50DSE) installed in the middle position. Support stiffeners included are for end-to-shared leg condition. Shipped easy to assemble in 6 cartons.

ML9662DSQ	96 x 62.4 x 29 <i>2438 x 1585 x 737</i>	330 <i>149.69</i>	23 <i>0.65</i>	\$2549
ML10862DSQ	108 x 62.4 x 29 <i>2743 x 1585 x 737</i>	354 <i>160.57</i>	24.3 <i>0.68</i>	\$2601
ML12062DSQ	120 x 62.4 x 29 <i>3048 x 1585 x 737</i>	380 <i>172.37</i>	25.5 <i>0.72</i>	\$2713
ML13262DSQ	132 x 62.4 x 29 <i>3353 x 1585 x 737</i>	406 <i>184.16</i>	26.8 <i>0.75</i>	\$2825
ML14462DSQ	144 x 62.4 x 29 <i>3658 x 1585 x 737</i>	430 <i>195.04</i>	28.1 <i>0.79</i>	\$2893

Four-pack dual sided table desks; each kit includes four 30"D worksurfaces, a pair of end legs and one middle leg to be shared between pairs of tops. Use as is for a four-station cluster or can be used with 62.4"D extender tables (MLxx62DSE) installed in the middle position. Support stiffeners included are for end-to-shared leg condition. Shipped easy to assemble in 6 cartons.

ML4850DSE	48 x 50.4 x 29 <i>1219 x 1280 x 737</i>	124 <i>56.25</i>	8.1 <i>0.22</i>	\$1030
ML5450DSE	54 x 50.4 x 29 <i>1372 x 1280 x 737</i>	134 <i>60.78</i>	8.6 <i>0.24</i>	\$1088
ML6050DSE	60 x 50.4 x 29 <i>1524 x 1280 x 737</i>	144 <i>65.32</i>	9.1 <i>0.25</i>	\$1144
ML6650DSE	66 x 50.4 x 29 <i>1676 x 1280 x 737</i>	154 <i>69.85</i>	9.6 <i>0.27</i>	\$1200
ML7250DSE	72 x 50.4 x 29 <i>1829 x 1280 x 737</i>	164 <i>74.39</i>	10.1 <i>0.28</i>	\$1236


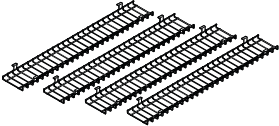
Each kit includes two 24"D worksurfaces and one leg for shared condition, to be used with quad packs MLxx50DSQ to extend the number of workstations. No limit to the number of extender packs that can be joined together. Support stiffeners included are for shared middle leg condition. Extender kits are not to be installed in an end position. Shipped easy to assemble in 3 cartons.

BENCHING KITS	MODEL #	DIMENSIONS ^{IN} _{MM}	WEIGHT ^{LB} _{KG}	VOLUME ^{FT³} _{MT³}	LIST PRICE
		W x D x H			
	ML4862DSE	48 x 62.4 x 29 <i>1219 x 1585 x 737</i>	150 <i>68.04</i>	9.8 <i>0.27</i>	\$1167
	ML5462DSE	54 x 62.4 x 29 <i>1372 x 1585 x 737</i>	162 <i>73.48</i>	10.4 <i>0.29</i>	\$1185
	ML6062DSE	60 x 62.4 x 29 <i>1524 x 1585 x 737</i>	175 <i>79.38</i>	11.1 <i>0.31</i>	\$1247
	ML6662DSE	66 x 62.4 x 29 <i>1676 x 1585 x 737</i>	188 <i>85.28</i>	11.7 <i>0.33</i>	\$1301
	ML7262DSE	72 x 62.4 x 29 <i>1829 x 1585 x 737</i>	200 <i>90.72</i>	12.4 <i>0.35</i>	\$1337

Extender for Dual Sided Table Desks, 30"D

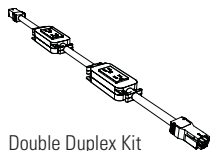
Each kit includes two 30°D worksurfaces and one leg for shared condition, to be used with quad packs MLxx62DSQ to extend the number of workstations. No limit to the number of extender packs that can be joined together. Support stiffeners included are for shared middle leg condition. Extender kits are not to be installed in an end position. Shipped easy to assemble in 3 cartons.

BENCHING ACCESSORIES

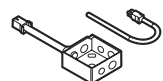
Set of 2					
	ML48WCB2	40 x 8 x 1 <i>1016 x 203 x 25</i>	3.6 <i>1.63</i>	0.32 <i>0.01</i>	\$341
	ML54WCB2	46 x 8 x 1 <i>1168 x 203 x 25</i>	4.3 <i>1.95</i>	0.37 <i>0.01</i>	\$373
	ML60WCB2	52 x 8 x 1 <i>1321 x 203 x 25</i>	4.8 <i>2.18</i>	0.41 <i>0.01</i>	\$418
	ML66WCB2	58 x 8 x 1 <i>1473 x 203 x 25</i>	5.3 <i>2.4</i>	0.46 <i>0.01</i>	\$438
	ML72WCB2	64 x 8 x 1 <i>1626 x 203 x 25</i>	5.9 <i>2.68</i>	0.51 <i>0.01</i>	\$472
Set of 4					
	ML48WCB4	40 x 8 x 1 <i>1016 x 203 x 25</i>	7.2 <i>3.27</i>	0.64 <i>0.01</i>	\$638
	ML54WCB4	46 x 8 x 1 <i>1168 x 203 x 25</i>	8.6 <i>3.9</i>	0.73 <i>0.02</i>	\$688
	ML60WCB4	52 x 8 x 1 <i>1321 x 203 x 25</i>	9.6 <i>4.35</i>	0.83 <i>0.02</i>	\$778
	ML66WCB4	58 x 8 x 1 <i>1473 x 203 x 25</i>	10.6 <i>4.81</i>	0.92 <i>0.02</i>	\$804
	ML72WCB4	64 x 8 x 1 <i>1626 x 203 x 25</i>	11.8 <i>5.35</i>	1.02 <i>0.02</i>	\$869

Wire Management Cable Baskets

Model number indicates width of worksurface to be used with. Basket is 8" smaller than the top width. Black only. Includes spring steel mounting brackets, allowing basket to swing down from either side for easy access. Shipped easy to assemble in 1 carton.



Double Duplex Kit



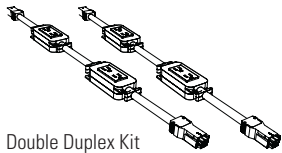
Single-Circuit 3-Prong Feed

Double Duplex Kit w/Infeed for Freestanding Dual Sided Table Desk Kits

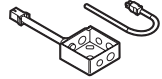
MLDD48DST	168 x 4 x 2 <i>4267 x 102 x 51</i>	8.4 <i>3.81</i>	2.25 <i>0.06</i>	\$443
MLDD54DST	174 x 4 x 2 <i>4420 x 102 x 51</i>	8.5 <i>3.86</i>	2.25 <i>0.06</i>	\$449
MLDD60DST	180 x 4 x 2 <i>4572 x 102 x 51</i>	8.7 <i>3.95</i>	2.25 <i>0.06</i>	\$457
MLDD66DST	186 x 4 x 2 <i>4724 x 102 x 51</i>	8.9 <i>4.04</i>	2.25 <i>0.06</i>	\$462
MLDD72DST	192 x 4 x 2 <i>4877 x 102 x 51</i>	9.1 <i>4.13</i>	2.25 <i>0.06</i>	\$468

Each duplex kit includes jumper with two duplex outlets and infeed. Single circuit only, 15 amp service. Maximum of 12 duplex receptacles per infeed (24 outlets). Prior to use, confirm amperage required based on intended equipment use. Infeed to be hardwired by certified electrician. Use with freestanding dual sided table desks MLxxDST. Model number indicates width of dual sided table desk to be used with. Lay-in capability using wire cable management baskets. Shipped easy to assemble in 1 cartons.

BENCHING ACCESSORIES **MODEL #** **DIMENSIONS** ^{IN}/_{MM} **WEIGHT** ^{LB}/_{KG} **VOLUME** ^{FT}³/_{MT}³ **LIST PRICE**



Double Duplex Kit

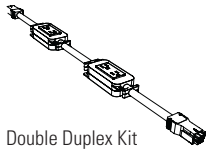


Single-Circuit 3-Prong Feed

Quad Duplex Kit w/Infeed for Quad Pack Dual Sided Table Desk Kits

Each quad duplex kit includes two jumper with two duplex outlets and infeed. Single circuit only, 15 amp service. Maximum of 12 duplex receptacles per infeed (24 outlets). Prior to use, confirm amperage required based on intended equipment use. Infeed to be hardwired by certified electrician. Use with quad pack dual sided table desks MLxxDSQ. Model number indicates width of dual sided table desk to be used with. Lay-in capability using wire cable management baskets. Shipped easy to assemble in 1 cartons.

	W x D x H			
MLDD48DSQ	216 x 4 x 2 <i>5486 x 102 x 51</i>	10.7 <i>4.85</i>	4.5 <i>0.12</i>	\$649
MLDD54DSQ	228 x 4 x 2 <i>5791 x 102 x 51</i>	10.9 <i>4.94</i>	4.5 <i>0.12</i>	\$659
MLDD60DSQ	240 x 4 x 2 <i>6096 x 102 x 51</i>	11.3 <i>5.13</i>	4.5 <i>0.12</i>	\$672
MLDD66DSQ	252 x 4 x 2 <i>6401 x 102 x 51</i>	11.7 <i>5.31</i>	4.5 <i>0.12</i>	\$686
MLDD72DSQ	264 x 4 x 2 <i>6706 x 102 x 51</i>	12.1 <i>5.49</i>	4.5 <i>0.12</i>	\$697



Double Duplex Kit

Extender Duplex Kit for Extender Dual Sided Table Desk Kits

Each extender duplex kit includes jumper with two duplex outlets. Single circuit only, 15 amp service. Maximum of 12 duplex receptacles per infeed (24 outlets). Prior to use, confirm amperage required based on intended equipment use. Use with quad duplex kits and extender dual sided table desks MLxxDSE. Model number indicates width of dual sided table desk to be used with. Lay-in capability using wire cable management baskets. Shipped easy to assemble in 1 carton.

MLDD48DSE	48 x 2 x 2 <i>1219 x 51 x 51</i>	2.3 <i>1.04</i>	2.25 <i>0.06</i>	\$204
MLDD54DSE	54 x 2 x 2 <i>1372 x 51 x 51</i>	2.4 <i>1.09</i>	1.5 <i>0.04</i>	\$210
MLDD60DSE	60 x 2 x 2 <i>1524 x 51 x 51</i>	2.6 <i>1.18</i>	2.25 <i>0.06</i>	\$216
MLDD66DSE	66 x 2 x 2 <i>1676 x 51 x 51</i>	2.8 <i>1.27</i>	1.5 <i>0.04</i>	\$224
MLDD72DSE	72 x 2 x 2 <i>1829 x 51 x 51</i>	3 <i>1.36</i>	2.25 <i>0.06</i>	\$229



Privacy Screen Adapter Brackets

Use with undermount privacy screens to upmount privacy screens between dual sided table desks. For Ionic privacy panels, see pages 116-117. Number of adapter brackets required should correspond with the number of clamps included with privacy screen; varies by width.

Set of 2				
MVLPPAB2	6 x 1.7 x 1 <i>152 x 43 x 25</i>	1 <i>0.45</i>	0.1 <i>0.03</i>	\$42
Set of 3				
MVLPPAB3	6 x 1.7 x 1 <i>152 x 43 x 25</i>	1.3 <i>0.59</i>	0.1 <i>0.03</i>	\$62
Set of 4				
MVLPPAB4	6 x 1.7 x 1 <i>152 x 43 x 25</i>	1.8 <i>0.82</i>	0.1 <i>0.03</i>	\$83

PANELS

GENERAL INFORMATION

- An innovative and economical tool for creating efficient workspace surrounds, and freestanding or mobile dividers.
- Minimal components offering maximum flexibility that are simple to specify and easy to install.
- Self-leveling connectors accommodate any angle including 90°, 120°, T and X connections. Off module connectors are also available for mid span connections.
- Sleek simple aesthetic - only 1.3" thick overall.
- Painted Aluminum frame with fabric upholstered inserts.
- Three standard panel sizes with separate hardware kits to accommodate various workplace needs.
- Foot kits are available to create freestanding or mobile divider applications.

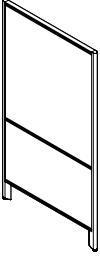
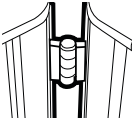
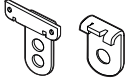
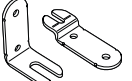
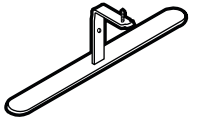
FINISHES

Panel frame, flat foot and mobile foot

BLK	Black
DWT	Designer White
TUN	Tungsten

Fabric

LL14	Blue Mist
LL12	Caramel Cream
LL37	Cinder
LL36	Granite
LL11	Medium Taupe
LL38	Sandstone
LL35	Spray

PANELS + ACCESSORIES	MODEL #	DIMENSIONS ^{IN} _{MM}	WEIGHT ^{LB} _{KG}	VOLUME ^{FT³} _{MT³}	LIST PRICE										
 <p>Panel - Fabric Top and Bottom</p> <p>Specify fabric and frame finish.</p> <p>1.3" thick overall. Painted aluminum frame with fabric upholstered inserts. 4" raised bottom for ease of cleaning. Shipped easy to assemble in 1 carton.</p>		W x D x H													
	ML6636FFP	36 x 1.3 x 66 <i>914 x 33 x 1676</i>	35 <i>15.88</i>	3 <i>0.08</i>	\$596										
	ML6648FFP	48 x 1.3 x 66 <i>1219 x 33 x 1676</i>	47 <i>21.32</i>	3.9 <i>0.11</i>	\$663										
	ML6660FFP	60 x 1.3 x 66 <i>1524 x 33 x 1676</i>	59 <i>26.76</i>	4.9 <i>0.13</i>	\$722										
 <p>Panel Connecting Hinge Kit</p> <p>3 hinges and connecting hardware in each kit. One kit required per every 2 panels being connected. Zinc finish only.</p>	MLPCHK	5 x 0.75 x 3 <i>127 x 19 x 76</i>	0.17 <i>0.08</i>	0.01 <i>-</i>	\$47										
	 <p>Off Module Connector</p> <p>Connect two panels perpendicular to one another to create a T configuration anywhere along mid span. Bolt top and bottom to vertical then connects to top and bottom rail of adjacent panel. Fasteners included. Specify finish to match panel frame.</p>	MLOMCP	3 x 2 x 4 <i>76 x 51 x 102</i>	1 <i>0.45</i>	0.01 <i>-</i>	\$57									
 <p>Wall Adapter</p> <p>Wall adapter to start a run of panels affixed to the wall. Bolt to panel in place of universal hinged connector. Keyhole openings to slide over fasteners which are to be preinstalled to the wall. Mounting hardware to affix to wall not included; installer must determine fasteners based on type of wall material securing to.</p>		MLPPWA	1.5 x 2.5 x 4 <i>38 x 64 x 102</i>	1 <i>0.45</i>	0.08 <i>-</i>	\$53									
	 <p>Freestanding Foot Kit</p> <p>Sold individually or in pairs. Flat feet do not have levelers. Use to create a freestanding dividers that do not require leveling adjustment. Specify finish to match panel frame.</p>	<p>Flat foot, single pack</p> <table> <tr> <td>MLSFFKP</td> <td>20 x 2 x 6 <i>508 x 51 x 152</i></td> <td>3.5 <i>1.59</i></td> <td>0.28 <i>0.01</i></td> <td>\$95</td> </tr> </table> <p>Flat foot, pack of 2</p> <table> <tr> <td>MLDFFKP</td> <td>20 x 2 x 6 <i>508 x 51 x 152</i></td> <td>6.96 <i>3.16</i></td> <td>0.28 <i>0.01</i></td> <td>\$189</td> </tr> </table>					MLSFFKP	20 x 2 x 6 <i>508 x 51 x 152</i>	3.5 <i>1.59</i>	0.28 <i>0.01</i>	\$95	MLDFFKP	20 x 2 x 6 <i>508 x 51 x 152</i>	6.96 <i>3.16</i>	0.28 <i>0.01</i>
MLSFFKP		20 x 2 x 6 <i>508 x 51 x 152</i>	3.5 <i>1.59</i>	0.28 <i>0.01</i>	\$95										
MLDFFKP	20 x 2 x 6 <i>508 x 51 x 152</i>	6.96 <i>3.16</i>	0.28 <i>0.01</i>	\$189											

PANELS	MODEL #	DIMENSIONS ^{IN} _{MM}	WEIGHT ^{LB} _{KG}	VOLUME ^{FT³} _{MT³}	LIST PRICE
--------	---------	----------------------------------------	------------------------------------	------------------------------------------------------------	------------

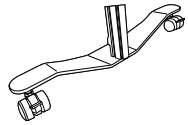
W x D x H

Mobile foot, single pack

MLSCFKP	20 x 2 x 6	3.9	0.28	\$126
	508 x 51 x 152	1.77	0.01	

Mobile foot, pack of 2

MLDCFKP	20 x 2 x 6	7.7	0.28	\$251
	508 x 51 x 152	3.49	0.01	



Mobile Foot Kit

Sold individually or in pairs. Use to create a mobile divider. Black dual wheel locking casters. Specify finish to match panel frame.



GENERAL INFORMATION

- Pashley's tapered angled legs offer a mid-century vibe and adapts well to small office or home office with commercial grade performance.
- Simplicity and elegance supported with superior strength and stability.
- 1" thick thermally fused laminate worksurfaces.
- 15 standard worksurface finishes to choose from.
- Easy to assemble.
- Meets applicable ANSI/BIFMA x5.5 standards.
- Laminate tops backed by Global's Limited Lifetime Warranty.
- Greenguard Certified.

CONSTRUCTION

- Tops are made from 45 lb. density particle board covered with thermally fused laminate on both sides with 2mm matching edge band.
- Welded metal legs with mechanically connected frame.
- Legs and frames finished in a highly durable powder coated paint finish.
- Leveling glides included.

SPECIAL SIZES

- Custom sizes are not available.

FINISH - METAL LEGS

- Available in flat Pearl color only.

FINISHES - TOPS

- Available in the following standard colors with no upcharge:

ACJ	Absolute Acajou	NBL	Noce Biondo
ASN	Asian Night	NGL	Noce Grigio
AWC	Avant Cherry	NEL	Noce Leggero
AWH	Avant Honey	NML	Noce Medio
CMB	Clear Maple	TWL	Tiger Walnut
DES	Dark Espresso	WHC	White Chocolate
DWT	Designer White	WCR	Winter Cherry
HGT	Hayden Grey		

TABLE DESKS	MODEL #	DIMENSIONS IN MM	WEIGHT LB KG	VOLUME FT ³ MT ³	LIST PRICE
		W x D x H			
	24" deep				
	ML48240GD	48 x 24 x 29.5 <i>1219 x 610 x 749</i>	75.9 <i>34.43</i>	4.7 <i>0.13</i>	\$768
	ML60240GD	60 x 24 x 29.5 <i>1524 x 610 x 749</i>	84.7 <i>38.42</i>	5.1 <i>0.14</i>	\$894
	ML72240GD	72 x 24 x 29.5 <i>1829 x 610 x 749</i>	92.7 <i>42.05</i>	5.45 <i>0.15</i>	\$983
	30" deep				
	ML48300GD	48 x 30 x 29.5 <i>1219 x 762 x 749</i>	93.7 <i>42.5</i>	5.7 <i>0.16</i>	\$874
	ML60300GD	60 x 30 x 29.5 <i>1524 x 762 x 749</i>	105.5 <i>47.85</i>	6.3 <i>0.17</i>	\$986
	ML72300GD	72 x 30 x 29.5 <i>1829 x 762 x 749</i>	115.5 <i>52.39</i>	6.7 <i>0.18</i>	\$1094
	Freestanding table desk with metal support frame and angled legs. Shipped easy to assemble in 3 cartons.				



Table Desk

**GENERAL INFORMATION**

- Lite-Lift II is ideal for applications that require a lightweight and easy to clean table. It is THE economical, durable, multi-purpose table.
- Meets applicable ANSI/BIFMA standards.
- Greenguard Certified.

CONSTRUCTION

- Lightweight.
- Polyethylene surface with UV protection.
- Shock-proof.
- Constructed to withstand heavy loads.
- Suitable for outdoor use.
- Solid welded joints, nuts and bolts.
- Powder coated 1.125" diameter steel legs. Textured Charcoal epoxy coated (TC).
- Perforated underside surface allows for non-warping.
- Individual polypropylene clip to hold the leg in position when folded. Solid and durable fastening device.

FINISHES

- Oyster Grey only.

FOLDING TABLES



Rectangular Folding Table

MODEL #	DIMENSIONS ^{IN} _{MM} W x D x H	WEIGHT ^{LB} _{KG}	VOLUME ^{FT³} _{MT³}	LIST PRICE
MVLFRT48	48 x 24 x 29.25 1219 x 610 x 743	23 10.43	1.57 0.04	\$217
MVLFRT60	60 x 30 x 29.25 1524 x 762 x 743	30 13.61	2.43 0.06	\$290
MVLFRT72	72 x 30 x 29.25 1829 x 762 x 743	36 16.33	2.91 0.08	\$305
MVLFRT96	96 x 30 x 29.25 2438 x 762 x 743	50 22.68	3.87 0.1	\$469

Durable high impact polypropylene top. 1.125" diameter steel legs finished in a scuff-resistant, textured Charcoal epoxy coating. Lightweight, easy to clean and simple to fold and store. Easy lock leg brace for added stability. Shipped assembled in 1 carton.

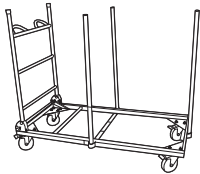


Round Folding Table

MVLFRT48D	48 x 48 x 29.25 1219 x 1219 x 743	31 14.06	3.26 0.09	\$349
MVLFRT60D	60 x 60 x 29.25 1524 x 1524 x 743	47 21.32	5.6 0.15	\$558

Durable high impact polypropylene top. 1.125" diameter steel legs finished in a scuff-resistant, textured Charcoal epoxy coating. Lightweight, easy to clean and simple to fold and store. Easy lock leg brace for added stability. Shipped assembled in 1 carton.

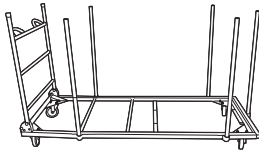
TABLE DOLLIES



Dolly for 48" Rectangular Folding Table

OTG11840	24.5 x 52 x 45.25 622 x 1321 x 1149	52.5 23.81	5.5 0.15	\$518
----------	----------------------------------------	---------------	-------------	--------------

Dolly for stacking and moving 48" Rectangular Folding Table (MLFRT48). 1.125" steel tubing. Textured Charcoal epoxy coating. Tables lay horizontally on dolly. Maximum capacity is 20 tables.



Dolly for 60", 72" and 96" Rectangular Folding Table

OTG11841	30.25 x 75.75 x 45.25 768 x 1924 x 1149	76 34.47	9.25 0.26	\$734
----------	--------------------------------------------	-------------	--------------	--------------

Dolly for stacking and moving 60", 72" and 96" Rectangular Folding Tables (MLFRT60, MLFRT72 and MLFRT96). 1.125" steel tubing. Textured Charcoal epoxy coating. Tables lay horizontally on dolly.
MLFRT60 - Maximum capacity is 20 tables.
MLFRT72 - Maximum capacity is 20 tables.
MLFRT96 - Maximum capacity is 18 tables.



Dolly for 48" and 60" Round Folding Table


OTG11842	32.75 x 52 x 40.25 832 x 1321 x 1022	76 34.47	5.5 0.15	\$633
----------	-----------------------------------------	-------------	-------------	--------------

Dolly for stacking and moving 48" and 60" Round Folding Tables (MVLFRT48D and MVLFRT60D). 1.125" steel tubing. Textured Charcoal epoxy coating. Tables stand vertically on dolly.
MVLFRT48D - Maximum capacity is 15 tables.
MVLFRT60D - Maximum capacity is 12 tables.

MVL monitor arms
MVL keyboard supports
Accessories
Power and data

Accessories

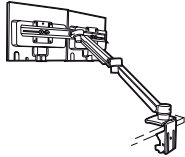
MONITOR ARMS **MODEL #** **DIMENSIONS** ^{IN} / ^{MM} **WEIGHT** ^{LB} / ^{KG} **VOLUME** ^{FT³} / ^{MT³} **LIST PRICE**



Single Monitor Double Extension w/Height Adjustment

	W x D x H			
MVL1SDEH	4.75 x 4.23-26 x 19.5	8	0.72	\$346
	121 x 107-660 x 495	3.63	0.02	

Single monitor arm provides 26" of reach with 13" of usable height adjustment. Quick connect option for mounting monitor with standard VESA standards. Pole-less arm monitor provides a clean design and folds into a 4 3/8" area for more desk space. Enclosed cable manager. 360° swivel. Can accommodate monitors up to 14 lbs. Attach to any standard 1" to 1.5" thick surface with flush edge by a desk clamp or through a grommet. Available in **Silver** only.



Dual Monitor Double Extension w/Height Adjustment

MVL2SDEH	22 x 5.95-26 x 17.5	9.4	1.57	\$476
	559 x 151-660 x 445	4.26	0.04	

Dual monitor arm provides 26" of reach with 13" of usable height adjustment. Quick connect option for mounting monitor with standard VESA standards. Counterbalanced spring technology allows for 2 to 20 lbs. load (max 10 lbs. per screen). Dual cross bar holds monitors up to 22" in horizontal width each. Enclosed cable manager. Tool-less clamp installation makes assembly quick and easy. Attach to any standard 1" to 1.5" thick surface with flush edge by a desk clamp or through a grommet. Available in **Silver** only.

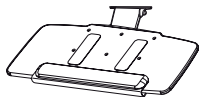
KEYBOARD SUPPORTS



Keyboard Drawer

MVLKBT	20.6 x 12.5 x 4	4.78	0.42	\$173
	523 x 318 x 102	2.17	0.01	

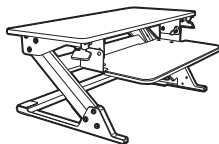
Mounts on two low friction ball bearing slides for storage below workstation. Pull-out mouse tray (mountable left or right). Palm rest/pen compartment. Keyboard platform accommodates standard and ergonomic shaped keyboards. **Requires 17" of depth clearance** under the surface for installation.



Articulating Keyboard Package

MVLKP01	27.5 x 11.5 x 0.38	13.6	0.93	\$369
	699 x 292 x 10	6.17	0.02	

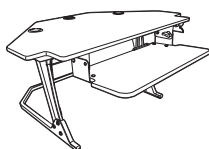
Package includes articulating arm and 27" HDPE tray. Arm has a 6" height and 30" tilt adjustment. Low profile design with 360° swivel. HDPE tray is 0.38" thick and has a removable wrist rest. Tray comes with anti-slip strips. **Requires 18" of depth clearance** under the surface for installation.



Desktop Sit-Stand Workstation

MVL5230B0	35.4 x 23.2 x 6.2	47	4.8	\$1148
	899 x 589 x 157	21.32	0.13	

Easily fits onto a 24" or deeper worksurface. Supports up to 35 lbs. Keyboard surface tilts from -10°/+10°. Infinite pneumatic height adjustment. Primary surface can be extended 20" above the desk. Black frame and surface. Comes with grommet for cord management. No tools required for installation.

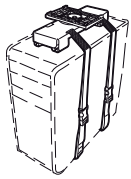


Corner Desktop Sit-Stand Workstation

MVL5230B5	42 x 38 x 6.2	55	9.3	\$1508
	1067 x 965 x 157	24.95	0.26	

Easily fits onto a 24" or deeper corner worksurface. Supports up to 35 lbs. Keyboard surface tilts from -10°/+10°. Infinite pneumatic height adjustment. Primary surface can be extended 20" above the desk. Black frame and surface. Comes with grommet for cord management. No tools required for installation.

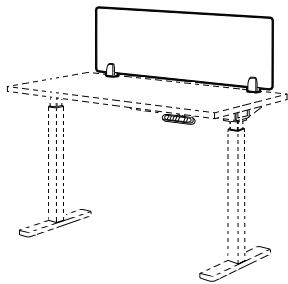
ACCESSORIES	MODEL #	DIMENSIONS ^{IN} _{MM}	WEIGHT ^{LB} _{KG}	VOLUME ^{FT³} _{MT³}	LIST PRICE
-------------	---------	-------------------------------------------	---------------------------------------	---------------------------------------------------------------	------------



CPU Holder Dual Strap

	W x D x H			
MVLCPU	4 x 11 x 1.5 102 x 279 x 38	4 1.81	0.39 0.01	\$165

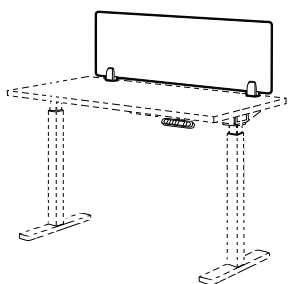
CPU slides on a 17" track and swivels to allow full accessibility and easy storage. Straps adjust and fasten with buckles for simple installation. Accommodates CPU's weighing up to 30 lbs. and measuring 64" in perimeter. **Requires 17" of depth clearance** under the surface for installation.



Fabric Privacy Panel - Upmount

ML1324DMF	24 x 0.5 x 13.25 610 x 13 x 337	2.6 1.18	0.4 0.01	\$416
ML1330DMF	30 x 0.5 x 13.25 762 x 13 x 337	3 1.36	0.5 0.01	\$418
ML1336DMF	36 x 0.5 x 13.25 914 x 13 x 337	3.6 1.63	0.6 0.01	\$449
ML1342DMF	42 x 0.5 x 13.25 1067 x 13 x 337	4.2 1.91	0.7 0.01	\$481
ML1348DMF	48 x 0.5 x 13.25 1219 x 13 x 337	4.8 2.18	0.8 0.02	\$482
ML1354DMF	54 x 0.5 x 13.25 1372 x 13 x 337	5.4 2.45	0.9 0.02	\$514
ML1360DMF	60 x 0.5 x 13.25 1524 x 13 x 337	6 2.72	1 0.02	\$690
ML1366DMF	66 x 0.5 x 13.25 1676 x 13 x 337	6.6 2.99	1.1 0.03	\$714

Mounts to a 1" or 1 1/16" thick worksurface. Mounting brackets included. If using a privacy panel with a monitor arm, the mounting style of the arm should be grommet mount or freestanding. These privacy panels cannot be used with edge clamp style monitor arms. Not for use with Ionic benching kits. Shipped easy to assemble in 1 carton.

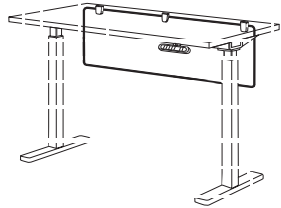


Laminate Privacy Panel - Upmount

ML1324DML	23.75 x 0.44 x 13.25 603 x 11 x 337	14.4 6.53	0.5 0.01	\$263
ML1330DML	29.75 x 0.44 x 13.25 756 x 11 x 337	17.1 7.76	0.6 0.01	\$350
ML1336DML	35.75 x 0.44 x 13.25 908 x 11 x 337	19.8 8.98	0.7 0.01	\$377
ML1342DML	41.75 x 0.44 x 13.25 1060 x 11 x 337	22.6 10.25	0.8 0.02	\$380
ML1348DML	47.75 x 0.44 x 13.25 1213 x 11 x 337	25.3 11.48	0.9 0.02	\$397
ML1354DML	53.75 x 0.44 x 13.25 1365 x 11 x 337	28 12.7	1 0.02	\$471
ML1360DML	59.75 x 0.44 x 13.25 1518 x 11 x 337	31.2 14.15	1.1 0.03	\$537
ML1366DML	65.75 x 0.44 x 13.25 1670 x 11 x 337	33.9 15.38	1.2 0.03	\$561

Mounts to a 1" or 1 1/16" thick worksurface. Mounting brackets included. If using a privacy panel with a monitor arm, the mounting style of the arm should be grommet mount or freestanding. These privacy panels cannot be used with edge clamp style monitor arms. Not for use with Ionic benching kits. Shipped easy to assemble in 1 carton.

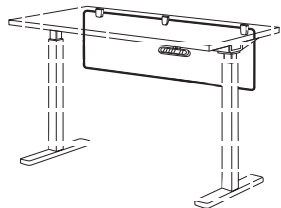
ACCESSORIES	MODEL #	DIMENSIONS	WEIGHT	VOLUME	LIST PRICE
-------------	---------	------------	--------	--------	------------



Fabric Privacy Panel - Undermount

	W x D x H				
ML1324UMF	24 x 0.5 x 13.25 610 x 13 x 337	2.6 1.18	0.4 0.01		\$416
ML1330UMF	30 x 0.5 x 13.25 762 x 13 x 337	3 1.36	0.5 0.01		\$418
ML1336UMF	36 x 0.5 x 13.25 914 x 13 x 337	3.6 1.63	0.6 0.01		\$449
ML1342UMF	42 x 0.5 x 13.25 1067 x 13 x 337	4.2 1.91	0.7 0.01		\$481
ML1348UMF	48 x 0.5 x 13.25 1219 x 13 x 337	4.8 2.18	0.8 0.02		\$482
ML1354UMF	54 x 0.5 x 13.25 1372 x 13 x 337	5.4 2.45	0.9 0.02		\$514
ML1360UMF	60 x 0.5 x 13.25 1524 x 13 x 337	6 2.72	1 0.02		\$690
ML1366UMF	66 x 0.5 x 13.25 1676 x 13 x 337	6.6 2.99	1.1 0.03		\$714

Mounts to a 1" or 1 1/16" thick worksurface. Mounting brackets included. To add privacy panels to Ionic benching kits (pages 119-121), use undermount privacy panels with adapter brackets MVLPPABx (page 122). If using a privacy panel with a monitor arm, the mounting style of the arm should be grommet mount or freestanding. These privacy panels cannot be used with edge clamp style monitor arms. Shipped easy to assemble in 1 carton.



Laminate Privacy Panel - Undermount

ML1324UML	23.75 x 0.44 x 13.25 603 x 11 x 337	14.7 6.53	0.5 0.01		\$263
ML1330UML	29.75 x 0.44 x 13.25 756 x 11 x 337	17.4 7.89	0.6 0.01		\$350
ML1336UML	35.75 x 0.44 x 13.25 908 x 11 x 337	20.2 9.16	0.7 0.01		\$377
ML1342UML	41.75 x 0.44 x 13.25 1060 x 11 x 337	23 10.43	0.8 0.02		\$380
ML1348UML	47.75 x 0.44 x 13.25 1213 x 11 x 337	25.7 11.66	0.9 0.02		\$397
ML1354UML	53.75 x 0.44 x 13.25 1365 x 11 x 337	28.5 12.93	1 0.02		\$471
ML1360UML	59.75 x 0.44 x 13.25 1518 x 11 x 337	31.7 14.38	1.1 0.03		\$537
ML1366UML	65.75 x 0.44 x 13.25 1670 x 11 x 337	34.5 15.65	1.2 0.03		\$561

Mounts to a 1" or 1 1/16" thick worksurface. Mounting brackets included. To add privacy panels to Ionic benching kits (pages 119-121), use undermount privacy panels with adapter brackets MVLPPABx (page 122). If using a privacy panel with a monitor arm, the mounting style of the arm should be grommet mount or freestanding. These privacy panels cannot be used with edge clamp style monitor arms. Shipped easy to assemble in 1 carton.

ACCESSORIES	MODEL #	DIMENSIONS	WEIGHT	VOLUME	LIST PRICE
-------------	---------	------------	--------	--------	------------

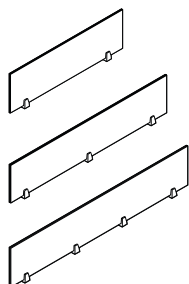
W x D x H

Set of 1

MVLPET42-1	42 x 0.36 x 13.25 <i>1067 x 9 x 337</i>	2.6 <i>1.18</i>	0.8 <i>0.02</i>	\$267
MVLPET48-1	48 x 0.36 x 13.25 <i>1219 x 9 x 337</i>	3.3 <i>1.5</i>	0.9 <i>0.02</i>	\$281
MVLPET54-1	54 x 0.36 x 13.25 <i>1372 x 9 x 337</i>	3.6 <i>1.63</i>	1 <i>0.02</i>	\$360
MVLPET60-1	60 x 0.36 x 13.25 <i>1524 x 9 x 337</i>	3.8 <i>1.72</i>	1.1 <i>0.03</i>	\$372
MVLPET66-1	66 x 0.36 x 13.25 <i>1676 x 9 x 337</i>	4.5 <i>2.04</i>	1.3 <i>0.03</i>	\$438

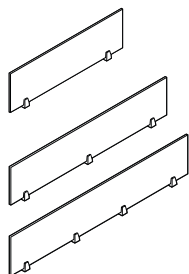
Set of 4

MVLPET42-4	42 x 0.36 x 13.25 <i>1067 x 9 x 337</i>	9.5 <i>4.31</i>	0.8 <i>0.02</i>	\$1021
MVLPET48-4	48 x 0.36 x 13.25 <i>1219 x 9 x 337</i>	11.9 <i>5.4</i>	1 <i>0.02</i>	\$1068
MVLPET54-4	54 x 0.36 x 13.25 <i>1372 x 9 x 337</i>	12.8 <i>5.81</i>	1.1 <i>0.03</i>	\$1379
MVLPET60-4	60 x 0.36 x 13.25 <i>1524 x 9 x 337</i>	13.8 <i>6.26</i>	1.2 <i>0.03</i>	\$1419
MVLPET66-4	66 x 0.36 x 13.25 <i>1676 x 9 x 337</i>	16.2 <i>7.35</i>	1.3 <i>0.03</i>	\$1673



PET Felt Privacy Screen

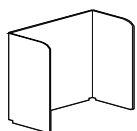
Mounts to 1" thick laminate surface, may be installed as undermount or up mount position. Mounting brackets included. Secured with wood screws, will mar the top surface when installed in upmount position. If using a privacy panel with a monitor arm, the mounting style of the arm should be grommet mount or freestanding. These privacy panels cannot be used with edge clamp style monitor arms. Shipped easy to assemble in 1 carton.



Acrylic Privacy Panel

MVLAP42	42.5 x 0.25 x 13.25 <i>1080 x 6 x 337</i>	3.6 <i>1.63</i>	0.8 <i>0.02</i>	\$292
MVLAP48	48.5 x 0.25 x 13.25 <i>1232 x 6 x 337</i>	4.3 <i>1.95</i>	1 <i>0.02</i>	\$332
MVLAP54	54.5 x 0.25 x 13.25 <i>1384 x 6 x 337</i>	5.1 <i>2.31</i>	1.1 <i>0.03</i>	\$448
MVLAP60	60.5 x 0.25 x 13.25 <i>1537 x 6 x 337</i>	5.3 <i>2.4</i>	1.2 <i>0.03</i>	\$487
MVLAP66	66.5 x 0.25 x 13.25 <i>1689 x 6 x 337</i>	6.5 <i>2.95</i>	1.3 <i>0.03</i>	\$509

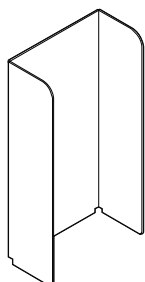
Mounting brackets included. If using a privacy panel with a monitor arm, the mounting style of the arm should be grommet mount or freestanding. These privacy panels cannot be used with edge clamp style monitor arms. Shipped easy to assemble in 1 carton.



Desktop Short Partition

MLDTP3224	31.5 x 15.5 x 23.5 <i>800 x 394 x 597</i>	7 <i>3.18</i>	0.5 <i>0.01</i>	\$256
-----------	----------------------------------------------	------------------	--------------------	--------------

Lightweight freestanding desktop partition. Move wherever you need to provide a focus space. 9mm thick PET Felt, no hardware connections. Folds flat for storage when not in use. Ships in two pieces with a puzzle-like joint. Easy to assemble.



Floor Standing Tall Partition

MLFSP3260	31.5 x 15.5 x 60 <i>800 x 394 x 1524</i>	13 <i>5.9</i>	1.2 <i>0.03</i>	\$769
-----------	---------------------------------------------	------------------	--------------------	--------------

Lightweight freestanding floor partition. Move wherever you need to provide a focus space. 9mm thick PET Felt, no hardware connections. Folds flat for storage when not in use. Ships in two pieces with a puzzle-like joint. Easy to assemble.

POWER DATA	MODEL #	DIMENSIONS ^{IN} _{MM}	WEIGHT ^{LB} _{KG}	VOLUME ^{FT³} _{MT³}	LIST PRICE
------------	---------	-------------------------------------------	---------------------------------------	---------------------------------------------------------------	------------



Power/Data Block

	W x D x H			
MVLPDM	6.5 x 3.5 x 2.8 165 x 89 x 71	2 0.91	0.1 -	\$268

Worksurface power and data module. Two power receptacles and two data receptacles. 9' cord. Worksurface cut-out must be done on-site by installer to accept MVLPDM. Template for cut-out provided. Available in **Black** only.



Mini Power Block

MVCOVSM2B	2.25 x 3.75 x 3.12	2.35	0.5	\$313
MVCOVSM2S	2.25 x 3.75 x 3.12	2.35	0.5	\$313


Designed to retrofit into an existing grommet cut-out to bring power to the desktop. Fits in 3.27" x 1.9" cut-out (FOG, POG) and mounts to 0.5" to 2" thick surface. Includes two 12A, 120 VAC spill resistant power receptacles. 9' power cord with 90° flat plug with 45° rotation. ETL listed. Available in Black (**B**) or Silver (**S**) as indicated by last character of model number.



Mini Power/USB Block

MVCOVS1UB	2.25 x 3.75 x 3.12	2.35	0.5	\$494
MVCOVS1US	2.25 x 3.75 x 3.12	2.35	0.5	\$494

Designed to retrofit into an existing grommet cut-out to bring power to the desktop. Fits in 3.27" x 1.9" cut-out (FOG, POG) and mounts to 0.5" to 2" thick surface. Includes one 12A, 120 VAC spill resistant power receptacle and two 2.1A (11W) USB charging ports. 9' power cord with 90° flat plug with 45° rotation. ETL listed. Available in Black (**B**) or Silver (**S**) as indicated by last character of model number.



Surface Mounted Power Module

MVLDK1000	4.13 x 2.16 x 2.28 105 x 55 x 58	2.5 1.13	1.7 -	\$234
-----------	-------------------------------------	-------------	----------	--------------

Above surface or below surface mounted module with one power outlet and two 2.1 amp USB ports. Includes 10' power cord. Available in **Black** only.

MVL1900 lateral files
MVL25 vertical files
MVLPED pedestals
MVLSTOR storage cabinets

Filing



GENERAL INFORMATION

- Commercial quality lateral files.
- Keylock included with removable core.
- Lock bars on both sides of cabinet for increased security.
- Standard with counterweights.
- Leveling glides included.
- All drawer fronts feature a recessed angled full pull.
- 5 high lateral file - top opening has a receding door and roll-out shelf, four lower drawers have fixed fronts.
- Side-to-side hanging file bars are included and installed.
- Files bars can be positioned for letter/legal materials filing.
- All drawers feature ball bearing suspension.
- Coated with environmentally friendly, recyclable paint, electrostatically applied for a durable finish.
- Meets applicable ANSI/BIFMA standards.
- Canadian made with a Lifetime Warranty.
- Greenguard Certified.

CONSTRUCTION

- Fully welded seamless corners with internal steel corner gussets increase strength and rigidity.
- Key locks are random and cannot be specified.
- Positive interlocking system allows only one drawer to open at a time.
- Full extension ball bearing suspensions with a built-in feature to prevent drawer bounce back.
- Four adjustable leveling glides are easily accessible from inside or outside of the cabinet for quick and proper installation.
- Counterweights are included in 1 ½, 2, 3 and 4 high cabinets. 5 high cabinet is counterbalanced and does not need additional counterweights.
- Inside clearance of 12" openings is 11 ¼" high.

FINISHES

- MVL1900 lateral files are available in Black (BLK), Designer White (DWT), Grey (GRY) and Nevada (NEV) finishes.
- Available in all other Global standard colors at no upcharge, minimum order of 10 pieces (visit officestogo.com to see Global colors). 3-week lead time.
- An upcharge of 10% will apply to Metallic, Mica, Tungsten and special White finishes.

ACCESSORIES

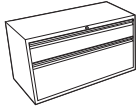
- Lateral file laminate top
- Low storage cushions for 1 ½" high units
- Mobile lateral kit
- Front-to-back file bars
- Side-to-side file bars
- Plate dividers
- Extra keys

SHIPPING

- MVL1900 lateral files are shipped fully assembled.

LATERAL FILES	MODEL #	DIMENSIONS ^{IN} _{MM}	WEIGHT ^{LB} _{KG}	VOLUME ^{FT³} _{MT³}	LIST PRICE
---------------	---------	-------------------------------------------	---------------------------------------	---------------------------------------------------------------	------------

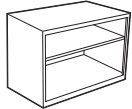
W x D x H



1 1/2 Drawer High Lateral Cabinet

M1930PXBF	30 x 19.25 x 21.25 762 x 489 x 540	117 53.07	9.5 0.26	\$796
M1936PXBF	36 x 19.25 x 21.25 914 x 489 x 540	127 57.61	11.25 0.31	\$827

One 6" high fixed front drawer, one 12" high fixed front drawer. Inside drawer clearance: 5 1/8" high and 11 1/4" high respectively. Recessed angled full pulls. Side-to-side file bars, counterweights, levelers and lock included. Shipped assembled in 1 carton.



1 1/2 Open Shelf

M19301XSN	30 x 19.25 x 21.25 762 x 489 x 540	50 22.68	9.5 0.26	\$534
M19361XSN	36 x 19.25 x 21.25 914 x 489 x 540	56 25.4	11.25 0.31	\$573

21 1/4" high open shelf, 18" high inside clearance with one 2-position adjustable shelf. Levelers included. Shipped assembled in 1 carton.



2 Drawer High Lateral Cabinet

MVL1936P2	36 x 19.25 x 27.31 914 x 489 x 694	124 56.25	14.6 0.41	\$869
-----------	---------------------------------------	--------------	--------------	--------------


36" wide. Two 12" opening fixed front drawers. Recessed angled full pulls. Side-to-side file bars, counterweights and lock included. Shipped assembled in 1 carton.



3 Drawer High Lateral Cabinet

MVL1936P3	38.25 x 20.75 x 42 972 x 527 x 1067	149 67.59	15.67 0.44	\$1203
-----------	----------------------------------------	--------------	---------------	---------------


36" wide. Three 12" opening fixed front drawers. Recessed angled full pulls. Side-to-side file bars, counterweights and lock included. Shipped assembled in 1 carton.



4 Drawer High Lateral Cabinet

MVL1936P4	36 x 19.25 x 52.06 914 x 489 x 1322	179 81.19	20.88 0.59	\$1494
-----------	----------------------------------------	--------------	---------------	---------------

36" wide. Four 12" opening fixed front drawers. Recessed angled full pulls. Side-to-side file bars, counterweights and lock included. Shipped assembled in 1 carton.



5 Drawer High Lateral Cabinet

MVL1936P5	38.25 x 20.75 x 69.5 972 x 527 x 1765	204 92.53	33.4 0.94	\$1978
-----------	------------------------------------------	--------------	--------------	---------------

36" wide. Top opening has a 12" receding door and roll-out shelf. Four lower openings have 12" opening fixed front drawers. Recessed angled full pulls. Side-to-side file bars, counterweights and lock included. Shipped assembled in 1 carton.

LATERAL FILES **MODEL #** **DIMENSIONS** ^{IN} / ^{MM} **WEIGHT** ^{LB} / ^{KG} **VOLUME** ^{FT³} / ^{MT³} **LIST PRICE**

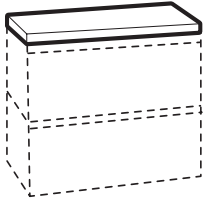


Mobile 2 High Lateral File

	W x D x H			
MVL1936M2	36 x 19.25 x 30	130	14.77	\$1099
	914 x 489 x 762	58.97	0.41	

36" wide. Consists of MVL1936P2 (Two Drawer High Lateral File) plus MVLMLK (Mobile Lateral Kit). Shipped assembled in 2 cartons.

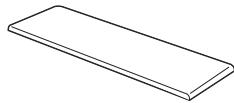
MVL1900 ACCESSORIES



Top For 19.25"D Storage Unit

ML7219LT	72 x 19.25 x 1 1829 x 489 x 25	33 14.97	1.81 0.05	\$177
ML6619LT	66 x 19.25 x 1 1676 x 489 x 25	30 13.61	1.67 0.04	\$171
ML6019LT	60 x 19.25 x 1 1524 x 489 x 25	28 12.7	1.53 0.04	\$167
ML3619LT	36 x 19.25 x 1 914 x 489 x 25	17 7.71	0.97 0.02	\$115
ML3019LT	30 x 19.25 x 1 762 x 489 x 25	14 6.35	0.83 0.02	\$109

Can be used to create a credenza. Single top for pair of 19.25"D storage units without tops. Available in all Ionic finishes (see page 149). Shipped in 1 carton.
72" for two 36"W units
66" for one 30"W and one 36"W units
60" for two 30"W tops
ML3619LT and ML3019LT for use with single 19.25"D low storage units.




Low Storage Cushions

MVL1930C	30 x 19.25 x 2 762 x 489 x 51	11 4.99	1.3 0.03	\$227
MVL1936C	36 x 19.25 x 2 914 x 489 x 51	13 5.9	2.6 0.07	\$260
MVL1960C	60 x 19.25 x 2 1524 x 489 x 51	20 9.07	2.6 0.07	\$418
MVL1966C	66 x 19.25 x 2 1676 x 489 x 51	16 7.26	5.2 0.14	\$451
MVL1972C	72 x 19.25 x 2 1829 x 489 x 51	22 9.98	2.4 0.06	\$484

Cushions for 19.25"D low storage lateral files (M1930PXB, M1936PXB, M1930XSN and M1936XSN). Storage must have a finished laminate top to accept the cushion. Waterfall front and back edge, attaches with Velcro strips (supplied). Can be upholstered in all OTG seating fabrics (see page 148). Shipped assembled in 1 carton.

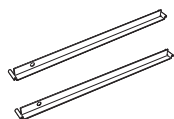
Alternate textile options: Graded-in textiles are available. No minimum quantities. Contact Customer Service for pricing



Mobile Lateral Kit

MVLMLK	20.9 x 2.5 x 3.9 531 x 64 x 99	6 2.72	0.17 4.31	\$230
--------	-----------------------------------	-----------	--------------	--------------

Use kit to convert MVL1936P2 (Two Drawer High Lateral File) to a mobile two high lateral file. Kit includes support rails and four casters. Shipped assembled in 1 carton.

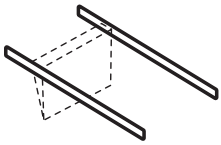


Front-to-Back File Bars

MVLFBB	12.5 x 1 x 1 318 x 25 x 25	1 0.45	0.8 0.02	\$26
--------	-------------------------------	-----------	-------------	-------------

Must be used in conjunction with MVLHFB36 (Side-to-Side File Bars). One pair. Shipped in 1 carton.

MVL1900 ACCESSORIES



Side-to-Side File Bars

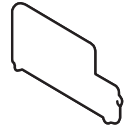


Plate Dividers



Extra Key

MODEL #	DIMENSIONS ^{IN} _{MM}	WEIGHT ^{LB} _{KG}	VOLUME ^{FT³} _{MT³}	LIST PRICE
MVLHFB36	33.25 x 0.4 x 1.25 845 x 10 x 32	4 1.81	0.5 0.01	\$47

Hanging file bars. One pair. Shipped in 1 carton.

MVLPD	13.25 x 0.01 x 7 337 x 0.25 x 178	4 1.81	0.5 0.01	\$47
-------	--------------------------------------	-----------	-------------	-------------

Three per package. **EFC** (environmentally friendly color - similar to Charcoal Grey due to the use of recycled powder). Shipped in 1 carton.

MVLEK	-	0.1 0.05	0.1 -	\$15
-------	---	-------------	----------	-------------

Please specify key number at time of order. Key range W401-W550. Shipped in 1 carton.



MVL25201



MVL25251



MVL25401



MVL25451

GENERAL INFORMATION

- Commercial quality vertical files.
- To be used in freestanding applications, not intended to support worksurfaces.
- Keylock included with removable core.
- All drawer fronts feature a recessed angled full pull.
- Models are available in letter and legal widths.
- All drawers feature ball bearing suspension.
- Case rests directly on floor, leveling glides are not included.
- Coated with environmentally friendly, recyclable paint, electrostatically applied for a durable finish.
- Meets applicable ANSI/BIFMA standards.
- Canadian made with a Lifetime Warranty.
- Greenguard Certified.

CONSTRUCTION

- Welded one-piece top.
- High side walls accommodate hanging file folders.
- Locks are standard and have removable cores.
- Key locks are random and cannot be specified.
- Drawers are 25"D.

FINISHES

- MVL25 vertical files are available in Black (BLK), Designer White (DWT), Grey (GRY) and Nevada (NEV) finishes.
- Available in all other Global standard colors at no upcharge, minimum order of 10 pieces (visit officestogo.com to see Global colors). 3-week lead time.
- An upcharge of 10% will apply to Metallic, Mica, Tungsten and special White finishes.

SHIPPING

- MVL25 vertical files are shipped fully assembled.

VERTICAL FILES



2 Drawer Vertical File

MODEL #	DIMENSIONS ^{IN} _{MM}	WEIGHT ^{LB} _{KG}	VOLUME ^{FT³} _{MT³}	LIST PRICE
MVL25201	15.15 x 25 x 29 385 x 635 x 737	62 28.12	9 0.25	\$415

Letter width. Two 25"D drawers. Ball bearing suspension. Recessed angled full pulls. Lock included. Shipped assembled in 1 carton.



2 Drawer Vertical File

MVL25251	18.15 x 25 x 29 461 x 635 x 737	67 30.39	11 0.31	\$437
----------	------------------------------------	-------------	------------	--------------

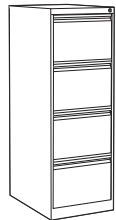
Legal width. Two 25"D drawers. Ball bearing suspension. Recessed angled full pulls. Lock included. Shipped assembled in 1 carton.



4 Drawer Vertical File

MVL25401	15.15 x 25 x 52 385 x 635 x 1321	112 50.8	16 0.45	\$639
----------	-------------------------------------	-------------	------------	--------------

Letter width. Four 25"D drawers. Ball bearing suspension. Recessed angled full pulls. Lock included. Shipped assembled in 1 carton.

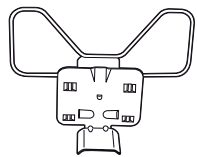


4 Drawer Vertical File

MVL25451	18.15 x 25 x 52 461 x 635 x 1321	122 55.34	18 0.5	\$701
----------	-------------------------------------	--------------	-----------	--------------

Legal width. Four 25"D drawers. Ball bearing suspension. Recessed angled full pulls. Lock included. Shipped assembled in 1 carton.

MVL25 ACCESSORIES



Follower Block

MVLFB	10 x 5 x 9 254 x 127 x 229	1.34 0.61	0.17 -	\$26
-------	-------------------------------	--------------	-----------	-------------

Shipped assembled in 1 carton.



Extra Key

MVLEK	-	0.1 0.05	0.1 -	\$15
-------	---	-------------	----------	-------------

Please specify key number at time of order. Key range W401-W550. Shipped in 1 carton.



GENERAL INFORMATION

- Commercial quality pedestals.
- To be used under a worksurface. May be used in a worksurface supporting application.
- Keylock included with removable core.
- All drawer fronts feature a recessed angled full pull.
- Leveling glides included except on mobile units.
- Box/box/file and file/file models are available.
- Box/box/file and box/file configurations come with one pencil tray.
- Side-to-side hanging file bars are included in file drawers.
- All drawers feature ball bearing suspension.
- Pedestals are 23"D, 27 5/8"H and 15"W.
- Coated with environmentally friendly, recyclable paint, electrostatically applied for a durable finish.
- Meets applicable ANSI/BIFMA standards.
- Canadian made with a Lifetime Warranty.
- Greenguard Certified.

CONSTRUCTION

- Wrap around corners.
- High side walls to accommodate hanging file folders.
- Locks are standard and have removable cores.
- Key locks are random and cannot be specified.
- Four adjustable leveling glides are easily accessible from inside or outside of the pedestal for quick and proper installation.

FINISHES

- MVLPED pedestals are available in Black (BLK), Designer White (DWT), Grey (GRY) and Nevada (NEV) finishes.
- Available in all other Global standard colors at no upcharge, minimum order of 10 pieces (visit officestogo.com to see Global colors). 3-week lead time.
- An upcharge of 10% will apply to Metallic, Mica, Tungsten and special White finishes.

SHIPPING

- MVLPED pedestals are shipped fully assembled.

PEDESTALS



Box/Box/File Pedestal

MODEL #	DIMENSIONS ^{IN} _{MM}	WEIGHT ^{LB} _{KG}	VOLUME ^{FT³} _{MT³}	LIST PRICE
MVLW23BBF	15 x 23 x 27.62 381 x 584 x 702	84 38.1	7 0.19	\$461

23" deep. Two box drawers and one file drawer. Suitable for under worksurface use in both surface supporting and non-weight bearing applications. Recessed angled full pulls. Leveling glides. Ball bearing suspension. Includes pencil tray. Lock mounted on right-hand side. Top has four predrilled holes for attaching to worksurface. Shipped assembled in 1 carton.



File/File Pedestal

MVLW23FF	15 x 23 x 27.62 381 x 584 x 702	84 38.1	7 0.19	\$448
----------	------------------------------------	------------	-----------	--------------

23" deep. Two file drawers. Suitable for under worksurface use in both surface supporting and non-weight bearing applications. Recessed angled full pulls. Leveling glides. Ball bearing suspension. Lock mounted on right-hand side. Top has four predrilled holes for attaching to worksurface. Shipped assembled in 1 carton.

MOBILE PEDESTALS



Box/File Mobile Pedestal

MVL19BF	15 x 18.5 x 23.13 381 x 470 x 588	54 24.49	4.5 0.12	\$557
---------	--------------------------------------	-------------	-------------	--------------

19" deep. One box drawer and one file drawer. Recessed angled full pulls. Four hooded casters included. Ball bearing drawer suspension. Includes pencil tray and one set of side-to-side file bars. Counterweight included. Lock mounted on right-hand side. Cushion sold separately, see MVL19C (below). Shipped assembled in 1 carton.




Cushion for Box/File Mobile Pedestal

MVL19C	15 x 18.5 x 2.5 381 x 470 x 64	5 2.27	1.1 0.03	\$125
--------	-----------------------------------	-----------	-------------	--------------

Cushion for **MVL19BF** (above). Attaches to mobile pedestal with Velcro strips (supplied). Can be upholstered in all OTG seating fabrics including Luxhide finishes in polyurethane (PU) mock leather (see page 148). Shipped in 1 carton.

Limited Lifetime Warranty (5-year exceptions apply - see page 152).
In seating applications, weight capacity for this series is 300 lbs.

Alternate textile options: Graded-in textiles are available. No minimum quantities. Contact Customer Service for pricing.



Box/File Mobile Pedestal

MVL23BF	15 x 22.5 x 23.13 381 x 572 x 588	58 26.31	5.4 0.15	\$580
---------	--------------------------------------	-------------	-------------	--------------

23" deep. One box drawer and one file drawer. Recessed angled full pulls. Four hooded casters included. Ball bearing drawer suspension. Includes pencil tray and one set of side-to-side file bars. Counterweight included. Lock mounted on right-hand side. Cushion sold separately, see MVL23C (below). Shipped assembled in 1 carton.

MOBILE PEDESTALS	MODEL #	DIMENSIONS ^{IN} _{MM}	WEIGHT ^{LB} _{KG}	VOLUME ^{FT³} _{MT³}	LIST PRICE
------------------	---------	-------------------------------------------	---------------------------------------	---------------------------------------------------------------	------------



Cushion for Box/File Mobile Pedestal

	W x D x H			
MVL23C	15 x 22.5 x 2.5	6	1.1	\$154
	381 x 572 x 64	2.72	0.03	

Cushion for **MVL23BF** (above). Attaches to mobile pedestal with Velcro strips (supplied). Can be upholstered in all OTG seating fabrics including Luxhide finishes in polyurethane (PU) mock leather (see page 148). Shipped in 1 carton.

Limited Lifetime Warranty (5-year exceptions apply - see page 152).
In seating applications, weight capacity for this series is 300 lbs.

Alternate textile options: Graded-in textiles are available. No minimum quantities. Contact Customer Service for pricing.



Box/Box/File Mobile Pedestal

MVLM23BBF	15 x 22.62 x 27.87	75	5.5	\$581
	381 x 575 x 708	34.02	0.15	

23" deep. Two box drawers drawers and one file drawer. Recessed angled full pulls. Includes one pencil tray. Lock mounted on the right-hand side. Counterweight included. Shipped assembled in 1 carton.



File/File Mobile Pedestal

MVLM23FF	15 x 22.62 x 27.87	72	5.5	\$568
	381 x 575 x 708	32.66	0.15	

23" deep. Two file drawers. Recessed angled full pulls. Lock mounted on the right-hand side. Counterweight included. Shipped assembled in 1 carton.



MVL42L



MVL72L

GENERAL INFORMATION

- Commercial quality storage cabinets.
- All doors feature a recessed angled vertical full pull.
- 42”H cabinet comes with two shelves (one fixed and one adjustable).
- 72”H cabinet comes with four shelves (one fixed and three adjustable).
- Bottom pan can also be used as a shelf.
- Leveling glides included.
- Coated with environmentally friendly, recyclable paint, electrostatically applied for a durable finish.
- Meets applicable ANSI/BIFMA standards.
- Canadian made with a Lifetime Warranty.
- Greenguard Certified.

CONSTRUCTION

- Welded one-piece top.
- Locks are standard and have removable cores.
- Key locks are random and cannot be specified.
- Four adjustable leveling glides are easily accessible from inside or outside of the cabinet for ease of adjustment.
- Cabinets are 18”D.

FINISHES

- MVLSTOR storage cabinets are readily available in Black (BLK), Designer White (DWT), Grey (GRY) and Nevada (NEV) finishes.
- Available in all other Global standard colors at no upcharge, minimum order of 10 pieces (visit officestogo.com to see Global colors.) 3-week lead time.

ACCESSORIES

- Additional shelf for storage cabinet.

SHIPPING

- MVLSTOR storage cabinets are shipped fully assembled.

STORAGE CABINETS **MODEL #** **DIMENSIONS** ^{IN}/_{MM} **WEIGHT** ^{LB}/_{KG} **VOLUME** ^{FT³}/_{MT³} **LIST PRICE**



Recessed Angled Full Pull Cabinet

	W x D x H			
MVLS42L	36 x 18 x 42	100	20	\$572
	914 x 457 x 1067	45.36	0.56	

42" high. One fixed shelf and one adjustable shelf. Bottom pan can also be used as a shelf. Two door hinged storage cabinet. Recessed angled vertical full pulls. Lock and leveling glides included. Shipped assembled in 1 carton.



Recessed Angled Full Pull Cabinet

MVLS72L	38.25 x 19.5 x 75	135	36	\$773
	972 x 495 x 1905	61.23	1.01	

72" high. One fixed shelf and three adjustable shelves. Bottom pan can also be used as a shelf. Two door hinged storage cabinet. Recessed angled vertical full pulls. Lock and leveling glides included. Shipped assembled in 1 carton.

ADDITIONAL SHELF



Additional Shelf for Storage Cabinet

MVLFWS	36 x 18 x 0.75	7	0.4	\$90
	914 x 457 x 19	3.18	0.01	

Extra shelf for storage cabinets. Available in finishes to match cabinet. Shipped in 1 carton.

Textiles & Finishes

Care and Cleaning

Textiles

Fabrics: To extend the life of your seating upholstered in fabric, regularly dust the chair to prevent airborne particles from penetrating the fabric surface.

For light soiling, use a damp cloth and blot the spot with very light pressure, taking care never to soak the fabric. Dry with a clean cloth by blotting - never rub fabric. More intense stains can be treated the same way, but with a mild detergent. Always test fabric first in an unseen area before using any cleaning method.

Luxhide bonded leather: For regular cleaning, simply use a soft damp cloth, taking care not to soak the leather. For more thorough treatment, soak a soft cloth in a mild soap solution and wipe surface in a light circular motion. Repeat with clean water. Allow to dry and polish with a soft dry cloth. Do not use detergents, aerosol sprays or other polishes.

Hard Surfaces

Laminate & painted metal finishes: Wipe the surface with a clean soft damp cloth; if needed, a mild soap solution (i.e. Ivory dishwashing liquid) can be used. To prevent streaks, dry the surface with a clean dry soft cloth moving in a circular motion.

-
- **Water-based cleaner (W):** Spot clean, using the foam only from a water-based cleaning agent, such as a mild detergent or non-solvent upholstery shampoo product. Apply foam with a soft brush in a circular motion. Vacuum when dry. Pretest small area before proceeding.
 - **Solvent cleaner (S):** Spot clean, using a mild water-free solvent or dry cleaning product. Clean only in a well-ventilated room and avoid any product containing carbon tetrachloride or other toxic materials. Pretest a small area before proceeding.
 - **Water/solvent cleaner (WS):** Spot clean with a mild solvent, an upholstery shampoo, or the foam from a mild detergent. When using a solvent or dry cleaning product, follow instructions carefully and clean only in a well-ventilated room. Avoid any product that contains carbon tetrachloride or other toxic materials. With either method, pretest a small area before proceeding.
 - **Vacuum only (X):** Clean this fabric only by vacuuming or light brushing to prevent accumulation of dust and grime. Water-based foam cleaning agents of any kind may cause excessive shrinking, staining, or distortion of the surface pile and therefore, should not be used.
 - These recommendations and codes were developed by fabric specialists. However, because of the various ways fabric can be stained or damaged, there is no guarantee that the results will be completely successful. Use suggested methods on your own responsibility. To help prevent overall soil, frequent vacuuming or light brushing to remove dust and grime is recommended. Use professional furniture cleaning service when overall soiled condition has been reached.

TEXTILES AND FINISHES

SEATING UPHOLSTERY

BANTAM

Apple (BM21)	Cosmic (BM25)	Dove (BM23)	Firelight (BM26)	Ghost (BM22)	Ginger (BM27)
Iron (BM24)	Rabbit (BM20)	Tropical (BM28)			

Bantam is a durable, bleach cleanable (9:1) vinyl, but due to the stiff nature of the textile, this vinyl is prone to bunching and will not upholster as smoothly as other coverings in the following series. Beta, Danio, Full-Time, M-Task, Minto, Pacer, Part-time, Soda, Stradic and Tami.

CARRERA

Aspen (CE88)	Azure (CE91)	Charcoal (CE98)	Chili (CE92)	Dune (CE89)	Flannel (CE90)
Ink (CE95)	Java (CE97)	Jute (CE93)	Rainforest (CE87)	Sangria (CE96)	Savannah (CE85)
Slate (CE86)	Zest (CE84)				

DOBBY

Berry (DB39)	Black (DB42)	Bonsai (DB31)	Charcoal (DB38)	Cloud (DB32)	Corfu (DB36)
Medium Taupe (DB37)	Pewter (DB34)	Royal (DB40)	Sand (DB33)	Santa Fe (DB35)	Snowcap (DB30)
Titanium (DB41)					

FUSION

Aqua (FU75)	Cadet (FU79)	Carbon (FU85)	Cobalt (FU83)	Flax (FU84)	Fresh (FU72)
Granite (FU77)	Graphite (FU81)	Moss (FU73)	Oasis (FU80)	Poppy (FU78)	Sandstone (FU76)
Tangerine (FU71)	Tomato (FU74)	Viola (FU82)			

HUDSON

Carbon (HD11)	Cerulean (HD14)	Coffee (HD07)	Cordovan (HD02)	Grey (HD08)	Meadow (HD06)
Midnight (HD12)	Mocha (HD09)	Ocean (HD13)	Orange (HD04)	Ruby (HD03)	Thyme (HD10)
Wheat (HD05)					

ILLUSION

Cappuccino (II01)	Cayenne (II06)	Currant (II10)	Dusk (II08)	Ebony (II13)	Fiji (II11)
Hemp (II05)	Maui (II07)	Ozone (II12)	Paprika (II02)	Smoke (II09)	Tropic (II03)
Wicker (II04)					

JENNY

Admiral (JN08)	Berry (JN31)	Cascade (JN28)	Charcoal (JN11)	Ebony (JN02)	Green Grass (JN32)
Harvest (JN29)	Melon (JN30)	Midnite (JN01)	Oatmeal (JN26)	Roast (JN33)	Silver Lining (JN25)
Slate (JN03)	Sunflower (JN27)	Vermillion (JN07)			

LUXHIDE BONDED LEATHER

Black (PU30/BL20)	Burgundy (PU36/BL26)	Charcoal (PU37/BL27)	Dark Brown (PU34/BL24)	Light Grey (PU41/BL34)	Parchment (PU32/BL22)
Saddle (PU33/BL23)	White (PU38/BL28)				

Luxhide is made up of leather, polyurethane and a poly-cotton weave. This durable covering has the look and feel of top grain leather. Luxhide Offices to Go chairs are upholstered using bonded leather on the seating surfaces. Matching synthetic leather may be used on the back and trim.

MESH FABRIC - ARCHER II

Coal Black (VU19)	Quarry Grey (VU15)	Red Mittens (VU70)	Tidal Wave (VU16)
-------------------	--------------------	--------------------	-------------------

MESH FABRIC - AVRO AND IBEX

Black (MS69) - Avro, Ibex	Natural (MS74) - Avro	Stone (MS71) - Avro
---------------------------	-----------------------	---------------------

QUILT

Black (QL10)	Cadet (QL23)	Charcoal Grey (QL11)	Cocoa (QL29)	Daisy (QL25)	Dune (QL21)
Feather (QL20)	Geranium (QL24)	Meadow (QL22)	Navy (QL14)	Punch (QL27)	Quest (QL26)
Silver (QL19)	Tangerine (QL28)	Wine (QL16)			

TERRACE

Apple (TC66)	Bluebell (TC65)	Cerise (TC68)	Cherry Blossom (TC64)	Cobble (TC63)	Echo (TC74)
Flirt (TC73)	Glacier (TC75)	Haze (TC67)	Ironwork (TC71)	Pine Cone (TC72)	Shadow (TC62)
Tigerlily (TC61)	Twilight (TC69)	Wintergreen (TC70)			

TRAK

Apple (TK47)	Carbon (TK52)	Cement (TK43)	Copper (TK45)	Latte (TK42)	Merlot (TK49)
Midnight Sky (TK50)	Mocha (TK51)	Mustard (TK41)	Silver (TK44)	Steel (TK48)	Taupe (TK40)
Teal (TK46)					

URBAN

Beach Day (UR15)	Black Coal (UR22)	Blue Bayou (UR12)	Boardwalk (UR16)	Brown Bridge (UR18)	Earth (UR17)
Gravel Road (UR21)	Granite Rock (UR20)	Green Glass (UR13)	Ocean Blue (UR11)	Red Rose (UR10)	Sandcastle (UR14)
White Sand (UR19)					

WATERFALL

Dance (WA54)	Grand (WA50)	Imagine (WA44)	Magestic (WA52)	Pacific (WA53)	Prism (WA48)
Rainforest (WA46)	Rumble (WA47)	Rushing (WA51)	Sky (WA45)	Splash (WA42)	Trance (WA40)
Tranquility (WA49)	Tryst (WA41)	Victoria (WA43)			

SEATING UPHOLSTERY (cont'd)

WAVELENGTH

Bluejay (WV14)	Cancun (WV09)	Corfu (WV13)	Flame (WV04)	Lime (WV01)	Mesa (WV07)
Mint (WV02)	Moonrock (WV11)	Mykonos (WV05)	Panther (WV15)	Plasma (WV08)	Quartz (WV10)
Rubine (WV12)	Savannah (WV06)	Stone (WV03)			

ALTERNATIVE TEXTILE OPTIONS

Offices to Go seating is available in a variety of upholstery options which are specific to each series. Please see individual series details for available textiles, colors and graded textile options.

FILING FINISHES

Black (BLK)	Designer White (DWT)	Grey (GRY)	Nevada (NEV)
-------------	----------------------	------------	--------------

IONIC FINISHES

TOP COLORS

Absolute Acajou (ACJ)	Asian Night (ASN)	Avant Cherry (AWC)	Avant Honey (AWH)	Clear Maple (CMB)	Dark Espresso (DES)
Designer White (DWT)	Hayden Grey (HGT)	Noce Biondo (NBL)	Noce Grigio (NGL)	Noce Leggero (NEL)	Noce Medio (NML)
Shaker Cherry (SKC)	Tiger Walnut (TWL)	White Chocolate (WHC)	Winter Cherry (WCR)	Writable surface (WRS)*	

* Available only on Ionic table desks MLxxxDWL and MLxxxRWL, and Ionic flip-top tables MLxxxFT.

CHASSIS COLORS

Absolute Acajou (ACJ)	Asian Night (ASN)	Avant Cherry (AWC)	Avant Honey (AWH)	Clear Maple (CMB)	Dark Espresso (DES)
Designer White (DWT)	Hayden Grey (HGT)	Noce Biondo (NBL)	Noce Grigio (NGL)	Noce Leggero (NEL)	Noce Medio (NML)
Shaker Cherry (SKC)	Tiger Walnut (TWL)	White Chocolate (WHC)	Winter Cherry (WCR)		

IONIC TACKBOARDS

Blue Mist (LL14)	Caramel Cream (LL12)	Cinder (LL37)	Granite (LL36)	Medium Taupe (LL11)	Sandstone (LL38)
Spray (LL35)					

OFFICES TO GO TERMS AND CONDITIONS

Offices to Go (OTG) is a division of Global Furniture Group ("Global") focused on providing high-value products for the budget minded business. This illustrated list price book has been designed to facilitate fast reference and easy use. Products are categorized into "seating", "desks + tables", "accessories" or "filing" and are listed numerically within their categories. The line drawings match actual photographs (where possible) to aid in instant recognition of the total range within a series.

Sales of OTG products are made only on Global's standard Terms and Conditions of sale which are contained in this list price book. The "Purchaser" in these Terms and Conditions shall refer to Dealers and those who originally purchase directly from Global for use or re-sale. These standard Terms and Conditions may be modified or supplemented only by a separately written document signed by Global's authorized personnel at its head office in Toronto, Ontario, Canada. Any term or condition contained in any purchase order or other form used by the Purchaser to order goods (including standard, printed language) which is different from, in addition to, or in any way inconsistent with Global's standard Terms and Conditions shall be of no force or effect whatsoever.

All illustrations, specifications and prices in this list price book are based on the latest product information available at time of publication. Global reserves the right to make changes at any time and without prior notice to prices, colors, materials, specifications and models offered.

Description

Each product shown or described in this list price book is standard OTG product. Available options are noted at the beginning of each series. Available options may require additional delivery time and cost, and may affect the warranty given. Sizes and weights shown are approximate and are subject to slight changes from time to time.

Prices and Payment

The prices shown in this list price book as well as those quoted by Global, are in Canadian dollars for orders shipped to destinations in Canada.

If shipping date requested is more than 90 days from date of order, Global shall reserve the right to use published list prices effective at time of shipment.

Orders are invoiced at time of shipment. Terms of payment are net 30 days from date of invoice unless otherwise stated. The Purchaser agrees that Global shall reserve the right to enforce a charge amounting to 1.5% per month (18% per year) on invoices outstanding more than 30 days.

If the Purchaser's most recent annual net volume is less than \$5,000, Global may suggest payment be made in advance.

All orders are subject to the Purchaser complying with Global's prevailing credit policy.

Any products sold by Global shall remain the property of Global until fully paid.

Prices are suggested list prices only and are subject to change without notice. Global will, however, attempt to keep the Purchasers up-to-date on all developments including price changes.

Taxes

All prices shown in this list price book are exclusive of sales, use, excise, HST and other applicable taxes and duties which may be the Purchaser's responsibility as per the invoice issued by Global. If the Purchaser claims an exemption from such taxes, it shall be the Purchaser's responsibility to furnish Global with an appropriate exemption certificate at time of order.

Ordering Information

Global requires that all orders be submitted in writing and will be acknowledged on Global's acknowledgement forms governing the transaction.

The details appearing on this acknowledgement will describe the items to be shipped and the approximate shipping date. It is the Purchaser's responsibility to determine that the information in the acknowledgement is correct. In the event of an error, the Purchaser must notify their Global Customer Service representative immediately by telephone followed by written confirmation. Shipping dates are assigned to orders based on the items having the longest manufacturing lead time (unless instructed to partial ship).

At time of order, please provide the following information:

1. Account number (if possible)
2. PO number
3. "Bill to" and/or "Ship to" and name and address
4. Complete model number and selected options including textiles/finishes
5. Special instructions and tag information
6. Shipping instructions, please indicate:
 - a. pick up
 - b. Global trailer program
 - c. common carrier, provide name of carrier, your account number

The above points will be checked by Global for accuracy. Global will process orders using the codes provided by the Purchaser. Price discrepancy is the responsibility of the Purchaser. The Purchaser must notify Global prior to invoicing.

The Purchaser is responsible for providing correct information at time of order. If no option(s) are selected the system will default to standard feature(s). Orders with missing/incorrect information (finish, etc.) will be put on hold until all information is complete. Orders will be scheduled for manufacturing upon receipt of complete information.

Changes and Cancellations

After the date of Global's acknowledgement of the Purchaser's order, the order may not be changed or cancelled by the Purchaser without the written consent of Global. Textile-covered items are considered to be in production once the textile is scheduled for cutting. Other standard items already in production are subject to a minimum 35% cancellation charge.

Errors and Omissions

All quotations, acknowledgements and invoices are subject to corrections for any errors and omissions.

Casters

The list price book specifies the caster which comes standard with each chair model. Most chairs are equipped with C9 or C65 casters which are best used on carpeted surfaces. If it is intended to use the product on hard surfaces such as ceramics, concrete, linoleum or hardwood, it is recommended to use different casters. It is the responsibility of the customer to determine the standard caster for a particular product and whether such caster is appropriate for the given application.

File Finishes

There is no upcharge on any standard file finish, minimum order quantity is 10 pieces. Any non-standard file finish must be approved by Global prior to acceptance of order and may be subject to an upcharge.

An upcharge of 10% will apply to Metallic, Mica, Tungsten and any non-standard White finishes regardless of the number of units ordered.

Upholstery Coverings

Slight variations in color may occur between dye lots. Although Global attempts to minimize these variances, they do occur and must be accepted as normal and will not be considered defects.

Weight

For seating products, unit weight and carton weight are provided. For casegood products, carton weight is provided.

Delays

Global's order acknowledgment will state a shipping date which is Global's best estimate at the time the order is acknowledged. However, Global shall not incur any obligation or liability to the Purchaser for failure to ship by specified date unless Global has agreed to an unequivocal shipping date in a separately signed written document executed by its authorized personnel at its head office. In addition, Global will not be liable for any loss or damage resulting from any delay or failure in shipment or other failure to perform all or any part of the agreement between the parties with respect to the goods shown on the face of the order acknowledgement where such delay, failure, loss or damage is the proximate result of any act of any governmental authority or political subdivision thereof, revolution, riot, civil disorder or disturbance, delay or default in transportation, strike disputes among or between labor unions or other labor disputes, delay or inability in obtaining materials and facilities, fire, flood, act of God or any cause not within the reasonable control of Global.

Free on Board (FOB)

FOB point is Global's Factory, Toronto, Ontario, Canada.

Courier Type Shipments

This symbol is used to indicate that the adjacent product can be sent by courier type shipments, such as Federal Express, Purolator, CanPar and UPS.

Shipping

The Purchaser must select, at time of order, one of two methods of freight payment. Global will make no end-user shipments unless special arrangements have been made.

1. FOB point of shipment, freight collect - pick up and common carrier.
2. FOB point of shipment, freight prepaid and invoiced to the Purchaser - Global Trailer Program.

All deliveries are dock to dock.

Service

Service requests are normally the responsibility of Global's authorized Dealers. Where this cannot be accomplished on a local level, service problems should be referred to Global's Customer Service Department.

Global/Express (Canada)

Tel: (905) 660-5101 or 1-800-567-8901

Fax: (905) 660-4759 or 1-800-375-5134

Global International

Tel: (416) 661-3660

Fax: (416) 661-661-0983 or 1-877-585-5579

Returns

No returns of goods will be accepted without written consent and shipping instruction from Global. A minimum re-stocking charge of 35% is made on all authorized returns for credit or refund, provided goods are received by Global in the condition in which they left the factory. This may increase depending on the type of product. Global's Return Goods Authorization (RGA) numbers must appear prominently on all authorized returns. Global will not be responsible for return freight costs. No credit will be given if goods cannot be reused as new. Special order items, non-stock items and COM products are in no event subject to return. All returns must be approved and authorized in writing by Global Customer Service. Global reserves the right to refuse delivery of any unauthorized returns.

Claims

All goods are sold FOB plant or Global Distribution Center. Global is not responsible for damage which occurs in transit (or in storage). The carrier signs for all goods received in apparently good order. It is the Purchaser's responsibility to examine goods upon receipt and to file any claims with the carrier for losses or damage to the product occurring during transit, including concealed damage.

Any claims made against Global for apparent defects, errors or shortages must be made by the Purchaser, in writing, within 15 working days after any delivery. Failure by the Purchaser to make any claim against Global within 15 days shall constitute acceptance of the goods and a waiver of any apparent defects, errors or shortages.

Suspension

In the event that the Purchaser defaults in the payment of any sum due to Global, or in the event the Purchaser's financial condition becomes unsatisfactory to Global, Global shall have the right to defer or discontinue shipment of any goods until such time as the default is cured or the Purchaser provides assurance of payment to Global.

Copyright

All catalogs, photographs, drawings, list price books and other printed materials are protected by copyright. All rights reserved.

Trademarks

All trademarks are owned by Global Furniture Group.

Designs and Patents

Many of the products produced by Global are protected by design registrations, design patents and/or patents. Design and specifications are subject to change, discontinuance or additions without notice.

For a full listing of issued trademarks, please visit officestogo.com.

Cubic Measure

The stated volume is an approximate cubic foot measure that may be used to calculate freight costs. The figure shown is the total shipping volume of a unit (e.g. if a part is sent in 2 cartons the volume indicated reflects both cartons together) and is subject to change without notice. It is most economical to purchase the specified number per carton.

Combined Shipments

Global will make every effort to combine shipments and orders on written request. However, Global cannot be held responsible where such requests are not complied with.

Offer of Sale

Possession of this list price book or any other literature shall not imply the company's willingness to sell to the holder and shall not be construed as a direct offer of sale.

If a conflict arises between: (i) prices found in software support packages furnished to the customer by Global or by any other source on behalf of Global; and (ii) Global's current pricing found on Global's website, then the most current shall prevail.

Testing Qualifications

Many Global products pass or exceed the most stringent industry testing standards.

Disclaimer

Metric dimensions are provided for reference only. In the event that there is a discrepancy between imperial measurements and metric measurements, imperial measurements shall prevail. Prices shown are current manufacturer's suggested list prices at time of printing. Updated pricing is available on Global's website. All applicable taxes are extra. Descriptions, specifications and prices are subject to change without notice. Errors and omissions are subject to correction.

For periodic updates, please check the list price book PDF at officestogo.com Global warrants that all commercial products are free from defects in material and workmanship, for the life of the product, to the original Purchaser.

This list price book is effective as of July 4, 2022.

WARNING - SEATING PRODUCTS TO PREVENT PRODUCT FAILURE AND POSSIBLE INJURY:

Ensure that the appropriate selection is made for the intended use of the chair including user's weight. Some chairs are not recommended for users above a certain weight. Frequently inspect the chair for visible cracks and tighten all screws, bolts and adjustable knobs. If the chair is damaged or unstable, immediately remove it from service. Any information or suggestions concerning applications, specifications or compliances with codes and standards is provided solely for your convenient reference and without any representation as to accuracy or suitability. Global disclaims any legal responsibility. The user must verify and test the suitability of any information or products for his specific application. Global reserves the right to change the Terms and Conditions in the list price book without notice.

OFFICES TO GO LIMITED LIFETIME WARRANTY

Global warrants that all commercial products are free from defects in material and workmanship. Global will repair or replace, at Global's option, as the sole remedy for any defect covered by the warranty.

Global makes no warranty that any of its products are suitable for any particular purpose and makes no other warranties, express or implied, other than those set out here. As codes and standards vary from one jurisdiction to another, references to compliance are solely for convenience and without any representation as to accuracy or suitability. Users must verify the suitability of such information or product for their specific application. In no event shall Global be liable in either tort or contract for any loss or direct, special, incidental, consequential or exemplary damages.

OTG Warranty Summary

OTG Product Type	Components Warranty For Original Purchaser	Exceptions
General seating (including metal frames, non-moving metal components) use time for coverage: 8 hours/5 days per week	lifetime	By individual series - 2 or 5 years: - upholstery, textiles, mesh - pneumatic lifts, mechanisms - casters, frames, plastic components
Heavy duty seating use time for coverage: 8 hours/5 days per week users up to 350 lbs.	5 years	
Lite-Lift folding chairs use time for coverage: 8 hours/5 days per week users up to 200 lbs.	1 year	
Lite-Lift II folding tables	1 year	
Ionic desks and tables	lifetime	
Electric height adjustable tables	lifetime	- electrical motors, controllers, moving parts - 5 years
Manual height adjustable tables	2 years	
Metal files and storage	lifetime	
Ergonomic accessories	5 years	- electrical devices, moving parts - 2 years
Panels and tackboards	lifetime	- panel textiles - 5 years

OTG's limited lifetime warranty does not apply (for any product category) to the following:

- Nominal or normal amount of wear and tear that can occur over time
- Failures which result from negligence, abuse, accident or misuse
- Failure to apply, install or maintain products according to Global's written instructions and warnings
- Modifications, attachments or repair methods not approved by Global
- Damage caused by a carrier in transit, or delivery/installation contractors
- The matching of colors, grains or textures (wood, leather, etc.) of natural materials
- Products exposed to extreme hot or cold temperatures or excessively dry or humid environments
- Color fastness or the matching of color of textiles, dye lots of textile can vary
- Damage by markings or staining; damage by sharp objects or imprinting from instruments
- Damage to textiles or laminate and wood surfaces/edges from exposure to sunlight (including UV rays)
- Products not purchased directly from authorized Global resellers
- Products used for rental purposes
- Purchased parts are warranted for one (1) year
- Failure to follow specific cleaning and disinfecting instructions posted on officestogo.com

OTG's warranty does not cover the costs of transportation or labor. Repair or replacement will be at Global's discretion.

Textiles and Finishes

Please refer to our website at officestogo.com for detailed information on cleaning and disinfecting procedures. Improper usage of disinfecting/cleaning products may void the warranty. Global textiles and finishes are updated periodically to meet the demand and trends of the market. As a result, some textiles and finishes may be discontinued by Global or the manufacturer. In the event that a textile or finish is discontinued, Global will make every reasonable effort to provide an alternative product(s) of comparable function.

MVL11704.....	34	OTG1220B.....	32
MVL11705.....	34	OTG1221B.....	32
MVL11730.....	76	OTG3915.....	25
MVL11732.....	76	OTG3920B.....	33
MVL11733.....	76	OTG3930B.....	33
MVL11734.....	76	OTG10902.....	49
MVL11735.....	77	OTG10920.....	70
MVL11742.....	77	OTG10930.....	35
MVL11743.....	77	OTG11320B.....	65
MVL11860.....	71	OTG11340.....	38
MVL11870.....	63	OTG11341.....	38
MVL11886.....	23	OTG11510B.....	22
MVL11887.....	23	OTG11531B.....	68
MVL11888.....	23	OTG11613B.....	67
MVL13007.....	27	OTG11616B.....	10
MVL13008.....	27	OTG11617B.....	79
MVL13009.....	28	OTG11631B.....	68
MVL13010.....	28	OTG11633B.....	74
MVL13011.....	28	OTG11636B.....	39
MVL13012.....	28	OTG11641B.....	39
MVL13016.....	69	OTG11670B.....	50
MVL13017.....	69	OTG11674.....	52
MVL13018.....	69	OTG11685.....	63
MVL13021.....	29	OTG11686.....	63
MVL13022.....	29	OTG11760B.....	32
MVL13023.....	69	OTG11776B.....	75
MVL13040.....	60	OTG11782B.....	59
MVL13048.....	62	OTG11840.....	127
MVL13049.....	62	OTG11841.....	127
MVL13051.....	72	OTG11842.....	127
MVL13052.....	72	OTG11858B.....	15
MVL13053.....	72	OTG11921J.....	59
MVL13090.....	61	OTG11950B.....	10
MVL25201.....	140	OTG12112B.....	50
MVL25251.....	140	OTG13020.....	11
MVL25401.....	140	OTG13026.....	67
MVL25451.....	140	OTG13032.....	74
MVLAP42.....	118, 132	OTG13070.....	66
MVLAP48.....	118, 132	OTG13071.....	66
MVLAP54.....	118, 132	OTG13072.....	66
MVLAP60.....	118, 132	OTG13073.....	66
MVLAP66.....	118, 132	OTG13074.....	66
MVLCPU.....	130	OTG13080.....	40
MVLEK.....	138, 140	OTG13081.....	40
MVLFB.....	140		
MVLFBB.....	137		
MVLFRT48.....	127		
MVLFRT48D.....	127		
MVLFRT60.....	127		
MVLFRT60D.....	127		
MVLFRT72.....	127		
MVLFRT96.....	127		
MVLFWS.....	145		
MVLHFB36.....	138		
MVLKBT.....	129		
MVLKP01.....	129		
MVLM23BBF.....	143		
MVLM23FF.....	143		
MVLMMLK.....	137		
MVLPD.....	138		
MVLPDM.....	133		
MVLPET42-1.....	118, 132		
MVLPET42-4.....	118, 132		
MVLPET48-1.....	118, 132		
MVLPET48-4.....	118, 132		
MVLPET54-1.....	118, 132		
MVLPET54-4.....	118, 132		
MVLPET60-1.....	118, 132		
MVLPET60-4.....	118, 132		
MVLPET66-1.....	118, 132		
MVLPET66-4.....	118, 132		
MVLPAB2.....	122		
MVLPAB3.....	122		
MVLPAB4.....	122		
MVLS42L.....	145		
MVLS72L.....	145		
MVLW23BBF.....	142		
MVLW23FF.....	142		

Global offices in Canada

Head Office

560 Supertest Road
Toronto, Ontario
M3J 2M6
T (416) 650-6500

Toronto Sales Office

1350 Flint Road
Toronto, Ontario
M3J 2J7
T (416) 661-3660

Moncton

268 Coverdale Road
Riverview, New Brunswick
E1B 3J2
T (506) 858-8383

Showrooms

Calgary

237 8th Avenue SE, Suite 302
Calgary, Alberta
T2G 5C3
T (403) 250-7770

The Blueprint Montreal

1010 Sainte-Catherine Street W, Mezz 2
Montreal, Quebec
H3B 1E7
T (514) 866-4331

Ottawa

251 Laurier Avenue W, Suite 400
Ottawa, Ontario
K1P 5J6
T (613) 234-2881
Please call ahead to book an appointment.

Edmonton

10158 103 Street NW, Suite 201
Edmonton, Alberta
T5J 0X6
T (780) 444-8922

Toronto

1350 Flint Road
Toronto, Ontario
M3J 2J7
T (416) 661-3660

Vancouver

675 West Hastings Street, Suite 1000
Vancouver, British Columbia
V6B 1N2
T (604) 432-1701

Halifax

1061 Marginal Road, Suite 120
Halifax, Nova Scotia
B3H 4P7
T (902) 422-7434

The Blueprint Toronto

(MetroCentre)
200 Wellington Street West, Suite 1602
Toronto, Ontario
M5V 3C7

Winnipeg

111 Lombard Avenue, Suite 220
Winnipeg, Manitoba
R3B 0T4
T (204) 925-3350

The Global Group, 1350 Flint Rd., Toronto ON Canada M3J 2J7
Sales & Marketing: Tel (1-877) 446-2251
Customer Service: Fax (800) 361-3182

Officestogo

www.officestogo.com