

Seating

Actin.....	10	Kaysee	49
Altona	10	Kazan	49
Amira	11	Kylie	50
Annapolis	12	Lite-Lift.....	51
Archer II	13	Lumi	52
Ashmont	14	M-Task	53
Ashton	15	Minto.....	54
Avro	16	MVL File Buddy	55
Beta	21	Overtime	56
Bolt.....	22	Overtime 350	56
Brighton.....	22	Overtime 350M.....	57
Caman	23	Overtime 350S.....	58
Carleton	24	Pacer	59
Centro	25	Pacific	59
Cobalt.....	26	Part-Time	60
Craft.....	27	Petra	61
Craft tables	29	Plan	62
Danio	31	Safari.....	63
Dash	32	Six 13.....	63
Dori 2	32	Six 31.....	64
Eor	33	Soda	65
Finch	34	Soda tables.....	65
Format.....	35	Sparrow.....	66
Full-Time.....	36	Stradic	67
Gennex.....	37	Suburb.....	68
Geo	38	Tami	69
Hardy	39	Toma.....	70
Ibex	40	Ultra	71
Ionic benches.....	47	Yoho	73
Java	48	Zim	75

ERGONOMIC FEATURES & BENEFITS

EACH GLOBAL CHAIR IS BUILT WITH FEATURES THAT ARE ERGONOMICALLY DESIGNED TO PROMOTE GOOD POSTURE AND PROVIDE MAXIMUM COMFORT. WHILE FULLY SUPPORTING YOUR BODY, THESE FEATURES SHOULD ALSO ALLOW YOU TO ADJUST YOUR CHAIR TO FIT YOU.



TENSION ADJUSTMENT

Increase or decrease to match body weight. Allows you to rock comfortably, without heavy pushing, reducing muscle fatigue.



CHAIR TILT LOCK

Lock the tilt movement in position(s) to accommodate your working posture. Allows you to lock your chair in a comfortable and supportive position. (Can be either single position, multiple position or infinite position.)



SEAT HEIGHT

Raise or lower to allow your feet to rest flat on the floor. Avoids pressure under your thighs, easing blood flow.



BACK/LUMBAR HEIGHT ADJUSTMENT

Raise or lower to position lumbar support in your lumbar area. Reduces likelihood of back pain.



SEAT DEPTH

Change the depth of the seat to accommodate the length of your thighs. Keeps your back in contact with the backrest while avoiding pressure behind your knees. Can be sliding (MD) or manual.



SEAT ANGLE ADJUSTMENT

Allows chair to tilt forward changing the angle of your thighs in relation to the floor. Helps reduce disc pressure during forward leaning tasks.



BACK ANGLE ADJUSTMENT

Adjust to change the angle of your torso in relation to your thighs. Helps reduce disc pressure and relaxes your back muscles.



ARM HEIGHT

Raise or lower to support your forearms. Reduces muscular effort in neck and shoulders, minimizing risk of pain.



KNEE-TILT MOVEMENT

Chair tilts from a pivot point at the front of the seat, keeping your feet on the floor as you rock. Maintains stability.



SYNCHRO-TILT MOVEMENT

Backrest reclines at a faster rate than the seat, increasing the angle between your torso and thighs. Enhances comfort and encourages dynamic body movement.



WATERFALL SEAT EDGE

Reduces pressure at the back of your knees, contributing to good blood flow.



CONTOURED CUSHION

Supports the body effectively, allowing you to sit longer without discomfort.



VIBRATING SEAT & BACK

Soothing effect contributes to your relaxation during work breaks.



WIDTH ADJUSTABLE ARMS

Allows outward movement of armrests to match shoulder breadth. Ensures armrests properly support forearms, reducing muscular efforts in neck and shoulders.



ARM ROTATION

Rotate armcaps to support your forearms in various positions. Reduces muscular effort in neck and shoulders minimizing risk of pain.



CENTER TILT

Chair tilts from a pivot point under the center of the seat allowing you to rock. When your feet are well supported, blood flow is enhanced.



SOFT DESCENT PNEUMATIC LIFT

Gently and gradually lowering the seat helps you easily select proper seat height without causing a jerking motion.



LUMBAR DEPTH ADJUSTMENT

Increase or decrease curvature of the back to match the profile of your lower back. Enhances comfort and support in the lower lumbar area.

MAXIMIZING YOUR ERGONOMIC SEATING

- Always select a chair that is designed for the type of work you perform and make certain the chair is comfortable for the length of time spent using it.
- Ensure that the seat and back cushions are contoured to fit your body, which will help eliminate pressure points.
- An ergonomically designed chair should allow changing positions easily.
- As you work, reposition yourself throughout the day to reduce strain and stress on specific muscle groups. If you change job functions, adjust your chair to fit the new task.
- Proper ergonomic seating should help eliminate many of the work related injuries that result from poor posture and poorly designed chairs.

TASK



ADJUSTMENTS

- (2) Pneumatic seat height
- (8) Manual seat depth
- Back/lumbar height **
- Swivel

POSTURE TASK



ADJUSTMENTS

- (2) Pneumatic seat height
- (3) Back angle
- (6) Back/lumbar height **
- Seat depth *
- Swivel

NOTES

- * Select models only.
- ** Ratchet back height adjustment on select models.
- Mechanisms shown are generic depictions and may differ from one chair to another.

TILTER



ADJUSTMENTS

- (1) Tilt tension
- (2) Pneumatic seat height
- (9) Multiple position tilt lock *
- Center tilt action
- Swivel

MULTI-TILTER



ADJUSTMENTS

- (1) Tilt tension
- (2) Pneumatic seat height
- (3) Back angle adjustment
- (4) Seat angle
- (8) Sliding seat depth adjustment (MD)
- (9) Infinite position tilt lock
- Back/lumbar height **
- Center tilt action
- Swivel

SYNCHRO-TILTER



ADJUSTMENTS

- (1) Tilt tension
- (2) Pneumatic seat height
- (9) Multiple position tilt lock/synchro tilt action
- Anti kick back
- Back/lumbar height **
- Swivel

OPERATOR



ADJUSTMENTS

- (2) Pneumatic seat height
- (3) Back angle *(free float/lock)
- (4) Seat angle *(free float/lock)
- Back/lumbar height **
- With single lever operator mechanism, seat and back angle are controlled using lever 4 *
- Swivel

ACTIN



model OTG11950B

STANDARD FEATURES

- Value priced multi-tilter.
- Fully upholstered seat and back.
- Standard with height adjustable arms.
- Dual wheel carpet casters (C65) are standard.
- Upholstered in Black, Quilt (QL10) only.
- Compliant with the emissions guidelines set by the GREENGUARD Environmental Institute.
- Limited Lifetime Warranty (2-year exceptions apply - see page 146).
- Weight capacity for this series is 300 lbs.

CHAIR ADJUSTMENTS

- Multi-tilter mechanism with infinite position tilt lock.
- Tilt tension adjustment.
- Independent back and seat angle adjustment.
- Seat depth adjustment.
- Ratchet back height adjustment.
- Pneumatic seat height adjustment.

OPTIONAL FEATURES

- Hard surface flooring casters (**C65R**) can be purchased separately. Add \$96/set.

DESCRIPTION

MODEL# / FEATURES



Medium Back Multi-Tilter



Unit weight: 47 LB | 21.4 KG
Carton weight: 53 LB | 24.04 KG
Carton volume: 7.5 FT³ | 0.21 MT³

Ergonomic features:
A, B, C, D, E, G, H, M, N, S

List price

OTG11950B
Black Quilt fabric

603

OVERALL DIMENSIONS				SEAT DIMENSIONS			BACK DIMENSIONS	
	W	D	H	W	D	H	W	H
IN	26.5	23.5	39	20.5	17	17.5-21.5	19	19.5
MM	673	597	991	521	432	445-546	483	495
<div><div>RTA 8</div><div><div></div><div>1 per carton</div></div></div>				<div><div></div><div>calculated</div></div>				

AMIRA



model OTG13020

STANDARD FEATURES

- Mesh back and upholstered seat tilter chair.
- Soft sculpted frame design.
- Fixed loop arms.
- Black base with dual wheel carpet casters (C65) is standard.
- Seat can be upholstered in Black polyester with Black mesh back (**BLK**) or in Blue polyester with Blue/Grey mesh back (**BLU**).
- Compliant with the emissions guidelines set by the GREENGUARD Environmental Institute.
- Limited Lifetime Warranty (2-year exceptions apply - see page 146).
- Weight capacity for this series is 300 lbs.

CHAIR ADJUSTMENTS

- Center tilt with upright position tilt lock.
- Tilt tension adjustment.
- Pneumatic seat height adjustment.

OPTIONAL FEATURES

- Hard surface flooring casters (**C65R**) can be purchased separately. Add \$96/set.

DESCRIPTION

MODEL# / FEATURES






Medium Mesh Back Tilter
Unit weight: 26 LB | 11.8 KG
Carton weight: 31 LB | 14.06 KG
Carton volume: 4.6 FT³ | 0.13 MT³

Ergonomic features:
A, B, C, M, N, S

List price

OTG13020

425

OVERALL DIMENSIONS			SEAT DIMENSIONS			BACK DIMENSIONS		
	W	D	H	W	D	H	W	H
IN	23.5	25	40.5	20.5	18	17-21	18.5	21
MM	597	635	1029	521	457	432-533	470	533
				1 per carton				

ANNAPOLIS



model MVL2732

STANDARD FEATURES

- Simple function, great price.
- Canadian made.
- Durable nylon arms are standard.
- Dual wheel carpet casters (C65) are standard.
- MVL2732 and MVL2732-9 seating surfaces can be upholstered in Luxhide bonded leather, in various colors (see page 142).
- MVL2733 and MVL2733-9 can be upholstered in all Global grade 1 seating textiles (see page 142).
- Compliant with the emissions guidelines set by the GREENGUARD Environmental Institute.
- Limited Lifetime Warranty (5-year exceptions apply - see page 146).
- Weight capacity for this series is 300 lbs.

CHAIR ADJUSTMENTS

- Tilter mechanism with upright tilt lock.
- Tilt tension adjustment.
- Pneumatic seat height adjustment.

OPTIONAL FEATURES

- For hard surface flooring casters, please specify (C65R). Add \$21/set.

DESCRIPTION

MODEL# / FEATURES



High Back Tilter - Assembled

Unit weight: 36 LB | 16.4 KG
Carton weight: 40 LB | 18.14 KG
Carton volume: 11.5 FT³ | 0.32 MT³

MVL2732
Luxhide bonded leather

Ergonomic features:
A, B, C, M, N, S

List price

372

OVERALL DIMENSIONS
W D H

IN 25.5
MM 648

28
711

43
1092

SEAT DIMENSIONS
W D H

20.5
521

19.5
495

16-20
406-508

BACK DIMENSIONS
W H

20.5
521

24
610

RTA 1

1 per carton



High Back Tilter - Condensed Packaging

Unit weight: 36 LB | 16.4 KG
Carton weight: 40 LB | 18.14 KG
Carton volume: 6 FT³ | 0.16 MT³

MVL2732-9
Luxhide bonded leather

Ergonomic features:
A, B, C, M, N, S

List price

372

OVERALL DIMENSIONS
W D H

IN 25.5
MM 648

28
711

43
1092

SEAT DIMENSIONS
W D H

20.5
521

19.5
495

16-20
406-508

BACK DIMENSIONS
W H

20.5
521

24
610

RTA 8



1 per carton



High Back Tilter - Assembled

Unit weight: 36 LB | 16.4 KG
Carton weight: 40 LB | 18.14 KG
Carton volume: 11.5 FT³ | 0.32 MT³

MVL2733
Fabric

Ergonomic features:
A, B, C, M, N, S

List price

372

OVERALL DIMENSIONS
W D H

IN 25.5
MM 648

28
711

43
1092

SEAT DIMENSIONS
W D H

20.5
521

19.5
495

16-20
406-508

BACK DIMENSIONS
W H

20.5
521

24
610

RTA 1

1 per carton



High Back Tilter - Condensed Packaging

Unit weight: 36 LB | 16.4 KG
Carton weight: 40 LB | 18.14 KG
Carton volume: 6 FT³ | 0.16 MT³

MVL2733-9
Fabric

Ergonomic features:
A, B, C, M, N, S

List price

372

OVERALL DIMENSIONS
W D H

IN 25.5
MM 648

28
711

43
1092

SEAT DIMENSIONS
W D H

20.5
521

19.5
495

16-20
406-508

BACK DIMENSIONS
W H

20.5
521

24
610

RTA 8



1 per carton



ARCHER II



model MVL1896

STANDARD FEATURES

- Canadian made high back chairs.
- Upholstered seat and knit mesh back with a pinstripe design.
- Standard with height and width adjustable T-arms with sliding, rotating and lockable armcaps.
- Mesh back can be upholstered in Coal Black (VU19), Quarry Grey (VU15), Red Mittens (VU70) and Tidal Wave (VU16).
- Seating surface can be upholstered in Luxhide bonded leather, in various colors or in all Global grade 1 seating textiles (see page 142).
- Dual wheel carpet casters (C1) are standard.
- Compliant with the emissions guidelines set by the GREENGUARD Environmental Institute.
- Limited Lifetime Warranty (5-year exceptions apply - see page 146).
- Weight capacity for this series is 300 lbs.

CHAIR ADJUSTMENTS



- **Multi-tilter chair - MVL1895**
 - Infinite position tilt lock.
 - Tilt tension adjustment.
 - Infinite position back and seat angle adjustments, including forward tilt.
 - Ratchet back height adjustment.
 - Seat depth adjustment.
 - Pneumatic seat height adjustment.
- **Synchro-tilter chair - MVL1896**
 - Synchro tilt with upright position tilt lock.
 - Tilt tension adjustment.
 - Pneumatic seat height adjustment.

OPTIONAL FEATURES

- For hard surface flooring casters, please specify (C9R). Add \$21/set.

ALTERNATE TEXTILE OPTIONS

- Graded-in textiles are available (seat only). No minimum quantities. Contact Customer Service for pricing.

DESCRIPTION	MODEL# / FEATURES							
	List price							
	MVL1895	844						
	Luxhide bonded leather or fabric							
Multi-Tilter, Mesh High Back and Uph Seat Unit weight: 56 LB 25.5 KG Carton weight: 68 LB 30.84 KG Carton volume: 10.5 FT³ 0.29 MT³	OVERALL DIMENSIONS			SEAT DIMENSIONS			BACK DIMENSIONS	
	W	D	H	W	D	H	W	H
	IN 27	22.5	42	20.5	18.5-21	18-22	19.5	21-23.5
	MM 686	572	1067	521	470-533	457-559	495	533-597
	Ergonomic features: A, B, C, D, E, F, G, H, M, N, Q, R, S		<div>RTA 2</div>		<div>courier</div> <div>1 per carton</div>		<div>CANADA</div> <div>GREENGUARD</div>	
	List price							
	MVL1896	739						
	Luxhide bonded leather or fabric							
Synchro-Tilter, Mesh High Back and Uph Seat Unit weight: 40 LB 18.2 KG Carton weight: 52 LB 23.59 KG Carton volume: 10.5 FT³ 0.29 MT³	OVERALL DIMENSIONS			SEAT DIMENSIONS			BACK DIMENSIONS	
	W	D	H	W	D	H	W	H
	IN 27	22.5	41.5	20.5	17	17-21	19.5	22-23.5
	MM 686	572	1054	521	432	432-533	495	559-597
	Ergonomic features: A, B, C, H, L, M, N, Q, R		<div>RTA 2</div>		<div>courier</div> <div>1 per carton</div>		<div>CANADA</div> <div>GREENGUARD</div>	

ASHMONT



model MVL2780



model MVL2782

STANDARD FEATURES

- Canadian made.
- Soft deep cushions on seat and back offer plush comfort.
- Management chairs: Height adjustable T-arms with durable self-skinned urethane (SSU) armcaps.
- Guest chairs: Upholstered armcaps, oval steel tube frame and sled base.
- Dual wheel carpet casters (C65) are standard (except guest chairs).
- Seating surfaces can be upholstered in Luxhide bonded leather, in various colors or in all Global grade 1 seating textiles (see page 142).
- Compliant with the emissions guidelines set by the GREENGUARD Environmental Institute.
- Limited Lifetime Warranty (5-year exceptions apply - see page 146).
- Weight capacity for this series is 300 lbs.

MANAGEMENT CHAIR ADJUSTMENTS

- Center tilt with upright position tilt lock.
- Tilt tension adjustment.
- Pneumatic seat height adjustment.

OPTIONAL FEATURES

- For hard surface flooring casters, please specify (C65R). Add \$21/set.

DESCRIPTION

MODEL# / FEATURES



HB Management Tilter w/Height Adjustable Arms

Unit weight: 50 LB | 22.7 KG
Carton weight: 55 LB | 24.95 KG
Carton volume: 10.5 FT³ | 0.29 MT³

List price								
MVL2780	761							
Luxhide bonded leather or fabric (previously MVL2780F)								
OVERALL DIMENSIONS				SEAT DIMENSIONS			BACK DIMENSIONS	
	W	D	H	W	D	H	W	H
IN	27	28	42	21	18	16-21	21	25
MM	686	711	1067	533	457	406-533	533	635
Ergonomic features:		RTA 8		courier	1 per carton		CANADA GREENGUARD	GREENGUARD
A, B, C, H, M, N, S								



MB Management Tilter w/Height Adjustable Arms

Unit weight: 47 LB | 21.4 KG
Carton weight: 52 LB | 23.59 KG
Carton volume: 10.5 FT³ | 0.29 MT³

List price								
MVL2781	721							
Luxhide bonded leather or fabric (previously MVL2781F)								
OVERALL DIMENSIONS				SEAT DIMENSIONS			BACK DIMENSIONS	
	W	D	H	W	D	H	W	H
IN	27	28	39	21	18	16-21	21	22
MM	686	711	991	533	457	406-533	533	559
Ergonomic features:		RTA 8		courier	1 per carton		CANADA 100% CERTIFIED	GREENGUARD
A, B, C, H, M, N, S								



MB Guest Chair - Sled Base

Unit weight: 33 LB | 15 KG
Carton weight: 38 LB | 17.24 KG
Carton volume: 8.5 FT³ | 0.24 MT³

List price								
MVL2782	542							
Luxhide bonded leather or fabric (previously MVL2782F)								
OVERALL DIMENSIONS				SEAT DIMENSIONS			BACK DIMENSIONS	
	W	D	H	W	D	H	W	H
IN	24.5	25.5	36.5	21	18	17	21	18
MM	622	648	927	533	457	432	533	457
Ergonomic features:		RTA 8		courier	1 per carton		CANADA MADE	GREENGUARD
M, N								

A black office chair with a high back, armrests, and a five-star base with casters. The chair is shown from a side profile, facing right. It has a black upholstered seat and backrest, silver-colored armrests, and a silver-colored five-star base with black casters. A small black lever is visible under the seat for height adjustment.

15

AVRO



model MVL3101



model MVL3123



model MVL3114



model MVL3107

STANDARD FEATURES

- Avro features improved ergonomics, custom support and a streamlined profile – the perfect balance between functionality and style.
- Ergonomic seating, Canadian made.
- Available with five different mechanism options: synchro-tilter, multi-tilter, tilter, task and weight sensing synchro-tilter. Height adjustable chairs available with task mechanism only.
- Standard with height adjustable arms with durable self-skinned urethane (SSU) armcaps (except armless models).
- Dual wheel carpet casters (C1) are standard on all models.
- Mesh back and mesh seat models can only be upholstered in Black mesh (MS69).
- Mesh back and upholstered seat models: Mesh back is available in Black (MS69), Natural (MS74) and Stone (MS71).
- Seats can be upholstered in Luxhide bonded leather (various colors) or in all Global grade 1 seating textiles (see page 142).
- Compliant with the emissions guidelines set by the GREENGUARD Environmental Institute.
- Limited Lifetime Warranty (5-year exceptions apply - see page 146).
- Weight capacity for this series is 300 lbs.

OPTIONAL FEATURES

- For hard surface flooring casters, please specify **(C9R)**. Add \$21/set.
- For optional Polished Aluminum base, please specify **(ALU)**. Add \$131.
- For optional height and width adjustable T-arms with sliding, articulating armcaps, please specify **(G1)**. Add \$72.

ALTERNATE TEXTILE OPTIONS

- Graded-in textiles are available. No minimum quantities. Contact Customer Service for pricing.

CHAIR ADJUSTMENTS

- **Synchro-tilter chairs**
 - Synchro tilt with multi position tilt lock.
 - Tilt tension adjustment.
 - Height and depth adjustable lumbar support.
 - Pneumatic seat height adjustment.
- **Multi-tilter chairs**
 - Infinite position tilt lock.
 - Tilt tension adjustment.
 - Independent back and seat angle adjustment.
 - Side activated sliding seat depth adjustment.
 - Height and depth adjustable lumbar support.
 - Pneumatic seat height adjustment.
- **Tilter chairs**
 - Center tilt with upright position tilt lock.
 - Tilt tension adjustment.
 - Height and depth adjustable lumbar support.
 - Pneumatic seat height adjustment.
- **Task chairs**
 - Manual bolt seat depth adjustment.
 - Height and depth adjustable lumbar support.
 - Pneumatic seat height adjustment.
- **Weight sensing synchro-tilter chairs**
 - Synchro tilt with multi position tilt lock.
 - Automatic tilt tension adjustment.
 - Side activated sliding seat depth adjustment.
 - Height and depth adjustable lumbar support.
 - Pneumatic seat height adjustment.
- **Height adjustable chairs**
 - Task mechanism.
 - Height and depth adjustable lumbar support.
 - Pneumatic seat height adjustment.
 - Height adjustable Chrome footrest.

DESCRIPTION

MODEL# / FEATURES

**Synchro-Tilter, Mesh Back and Uph Seat**

Unit weight: 42 LB | 19.1 KG
 Carton weight: 51 LB | 23.13 KG
 Carton volume: 10.5 FT³ | 0.29 MT³

List price

MVL3101 872
 Luxhide bonded leather
 or fabric (previously MVL3101F)

Ergonomic features:
 A, B, C, D, H, L, M, N, V

OVERALL DIMENSIONS

	W	D	H
IN	26	27	38.5
MM	660	686	978

SEAT DIMENSIONS

	W	D	H
	20	18.5	16.5-21.5
	508	470	419-546

BACK DIMENSIONS

	W	H
	19.5	20
	495	508

RTA 2



1 per carton

**Multi-Tilter, Mesh Back and Uph Seat**

Unit weight: 47 LB | 21.4 KG
 Carton weight: 56 LB | 25.4 KG
 Carton volume: 10.5 FT³ | 0.29 MT³

List price

MVL3103 941
 Luxhide bonded leather
 or fabric (previously MVL3103F)

Ergonomic features:
 A, B, C, D, E, F, G, H, M, N, S, V

OVERALL DIMENSIONS

	W	D	H
IN	26	27	39.5
MM	660	686	1003

SEAT DIMENSIONS

	W	D	H
	20	17.5-20.5	17.5-22.5
	508	445-521	445-572

BACK DIMENSIONS






	W	H
	19.5	20
	495	508





















RTA 2












1 per carton



DESCRIPTION		MODEL# / FEATURES	
		List price	
	MVL3104	839	
	Luxhide bonded leather or fabric (previously MVL3104F)		
Tilter, Mesh Back and Uph Seat Unit weight: 36 LB 16.4 KG Carton weight: 45 LB 20.41 KG Carton volume: 10.5 FT³ 0.29 MT³			
Ergonomic features: A, B, C, D, H, M, N, S, V		RTA 2 courier 1 per carton CANADA GREENGLASS	
		List price	
	MVL3106	778	
	Luxhide bonded leather or fabric (previously MVL3106F)		
Task, Mesh Back and Uph Seat Unit weight: 31 LB 14.1 KG Carton weight: 40 LB 18.14 KG Carton volume: 10.5 FT³ 0.29 MT³			
Ergonomic features: C, D, E, H, M, N, V		RTA 2 courier 1 per carton CANADA GREENGLASS	
		List price	
	MVL3107	908	
	Luxhide bonded leather or fabric (previously MVL3107F)		
Armless Height Adjustable Chair, Mesh Back and Uph Seat Unit weight: 30 LB 13.6 KG Carton weight: 39 LB 17.69 KG Carton volume: 10.5 FT³ 0.29 MT³			
Ergonomic features: C, D, M, N, V		RTA 2 courier 1 per carton CANADA GREENGLASS	
		List price	
	MVL3108	1029	
	Luxhide bonded leather or fabric (previously MVL3108F)		
Weight Sensing Synchro-Tilter, Mesh Back and Uph Seat Unit weight: 42 LB 19.1 KG Carton weight: 51 LB 23.13 KG Carton volume: 10.5 FT³ 0.29 MT³			
Ergonomic features: A, B, C, D, E, H, L, M, N, V		RTA 2 courier 1 per carton CANADA GREENGLASS	
		List price	
	MVL3109	994	
	Luxhide bonded leather or fabric (previously MVL3109F)		
Height Adjustable Chair w/Arms, Mesh Back and Uph Seat Unit weight: 36 LB 16.4 KG Carton weight: 45 LB 20.41 KG Carton volume: 10.5 FT³ 0.29 MT³			
Ergonomic features: C, D, H, M, N, V		RTA 2 courier 1 per carton CANADA GREENGLASS	

DESCRIPTION	MODEL# / FEATURES									
	List price									
	MVL3111 972 Luxhide bonded leather or fabric (previously MVL3111F)									
	OVERALL DIMENSIONS			SEAT DIMENSIONS			BACK DIMENSIONS			
	W	D	H	W	D	H	W	H		
	IN 26 MM 660	27 686	38.5 978	20 508	18.5 470	16.5-21.5 419-546	19.5 495	20 508		
Synchro-Tilter, Uph Back and Seat Unit weight: 43 LB 19.5 KG Carton weight: 52 LB 23.59 KG Carton volume: 10.5 FT³ 0.29 MT³	Ergonomic features: A, B, C, D, H, L, M, N, V RTA 2  1 per carton  									
	List price									
	MVL3113 1042 Luxhide bonded leather or fabric (previously MVL3113F)									
	OVERALL DIMENSIONS			SEAT DIMENSIONS			BACK DIMENSIONS			
	W	D	H	W	D	H	W	H		
	IN 26 MM 660	27 686	39.5 1003	20 508	17.5-20.5 445-521	17.5-22.5 445-572	19.5 495	20 508		
Multi-Tilter, Uph Back and Seat Unit weight: 48 LB 21.8 KG Carton weight: 57 LB 25.85 KG Carton volume: 10.5 FT³ 0.29 MT³	Ergonomic features: A, B, C, D, E, F, G, H, M, N, S, V RTA 2  1 per carton  									
	List price									
	MVL3114 941 Luxhide bonded leather or fabric (previously MVL3114F)									
	OVERALL DIMENSIONS			SEAT DIMENSIONS			BACK DIMENSIONS			
	W	D	H	W	D	H	W	H		
	IN 26 MM 660	27 686	38 965	20 508	18.5 470	16-21 406-533	19.5 495	20 508		
Tilter, Uph Back and Seat Unit weight: 37 LB 16.8 KG Carton weight: 46 LB 20.87 KG Carton volume: 10.5 FT³ 0.29 MT³	Ergonomic features: A, B, C, D, H, M, N, S, V RTA 2  1 per carton  									
	List price									
	MVL3116 878 Luxhide bonded leather or fabric (previously MVL3116F)									
	OVERALL DIMENSIONS			SEAT DIMENSIONS			BACK DIMENSIONS			
	W	D	H	W	D	H	W	H		
	IN 26 MM 660	27 686	38 965	20 508	18.5 470	16-21 406-533	19.5 495	20 508		
Task, Uph Back and Seat Unit weight: 32 LB 14.5 KG Carton weight: 41 LB 18.6 KG Carton volume: 10.5 FT³ 0.29 MT³	Ergonomic features: C, D, E, H, M, N, V RTA 2  1 per carton  									
	List price									
	MVL3117 1009 Luxhide bonded leather or fabric (previously MVL3117F)									
	OVERALL DIMENSIONS			SEAT DIMENSIONS			BACK DIMENSIONS			
	W	D	H	W	D	H	W	H		
	IN 20 MM 508	27 686	48 1219	20 508	18.5 470	23-33 584-838	19.5 495	20 508		
Armless Height Adjustable Chair, Uph Back and Seat Unit weight: 31 LB 14.1 KG Carton weight: 40 LB 18.14 KG Carton volume: 10.5 FT³ 0.29 MT³	Ergonomic features: C, D, M, N, V RTA 2  1 per carton  									

DESCRIPTION		MODEL# / FEATURES	
		List price	
	MVL3118 Luxhide bonded leather or fabric (previously MVL3118F)	1128	
Weight Sensing Synchro-Tilter, Uph Back and Seat Unit weight: 43 LB 19.5 KG Carton weight: 52 LB 23.59 KG Carton volume: 10.5 FT³ 0.29 MT³	Ergonomic features: A, B, C, D, E, H, L, M, N, V	<div><div>RTA 2</div><div>courier</div><div>1 per carton</div><div>CANADA</div><div>GREENGUARD</div></div>	
		List price	
	MVL3119 Luxhide bonded leather or fabric (previously MVL3119F)	1097	
Height Adjustable Chair w/Arms, Uph Back and Seat Unit weight: 37 LB 16.8 KG Carton weight: 46 LB 20.87 KG Carton volume: 10.5 FT³ 0.29 MT³	Ergonomic features: C, D, H, M, N, V	<div><div>RTA 2</div><div>courier</div><div>1 per carton</div><div>CANADA</div><div>GREENGUARD</div></div>	
		List price	
	MVL3121 Black mesh	1008	
Synchro-Tilter, Mesh Back and Seat Unit weight: 43 LB 19.5 KG Carton weight: 52 LB 23.59 KG Carton volume: 10.5 FT³ 0.29 MT³	Ergonomic features: A, B, C, D, H, L, M, V	<div><div>RTA 2</div><div>courier</div><div>1 per carton</div><div>ENGINEERED TESTED ASSEMBLED CONÇO TESTÉ MONTÉ</div><div>GREENGUARD</div></div>	
		List price	
	MVL3123 Black mesh	1076	
Multi-Tilter, Mesh Back and Seat Unit weight: 48 LB 21.8 KG Carton weight: 57 LB 25.85 KG Carton volume: 10.5 FT³ 0.29 MT³	Ergonomic features: A, B, C, D, E, F, G, H, M, S, V	<div><div>RTA 2</div><div>courier</div><div>1 per carton</div><div>ENGINEERED TESTED ASSEMBLED CONÇO TESTÉ MONTÉ</div><div>GREENGUARD</div></div>	
		List price	
	MVL3124 Black mesh	972	
Tilter, Mesh Back and Seat Unit weight: 37 LB 16.8 KG Carton weight: 46 LB 20.87 KG Carton volume: 10.5 FT³ 0.29 MT³	Ergonomic features: A, B, C, D, H, M, S, V	<div><div>RTA 2</div><div>courier</div><div>1 per carton</div><div>ENGINEERED TESTED ASSEMBLED CONÇO TESTÉ MONTÉ</div><div>GREENGUARD</div></div>	

DESCRIPTION		MODEL# / FEATURES									
	MVL3126 Black mesh	List price									
		912									
		OVERALL DIMENSIONS			SEAT DIMENSIONS			BACK DIMENSIONS			
		W	D	H	W	D	H	W	H		
		IN 26 MM 660	27 686	38 965	20 508	18.5 470	16-21 406-533	19.5 495	20 508		
		Task, Mesh Back and Seat Unit weight: 32 LB 14.5 KG Carton weight: 41 LB 18.6 KG Carton volume: 10.5 FT³ 0.29 MT³		Ergonomic features: C, D, E, H, M, V							
		RTA 2		courier		1 per carton		ENGINEERED TESTED ASSEMBLED CONÇO TESTÉ MONTÉ		canadapoint	
	MVL3127 Black mesh	List price									
		1042									
		OVERALL DIMENSIONS			SEAT DIMENSIONS			BACK DIMENSIONS			
		W	D	H	W	D	H	W	H		
		IN 20 MM 508	27 686	48 1219	20 508	18.5 470	23-33 584-838	19.5 495	20 508		
		Armless Height Adjustable Chair, Mesh Back and Seat Unit weight: 31 LB 14.1 KG Carton weight: 40 LB 18.14 KG Carton volume: 10.5 FT³ 0.29 MT³		Ergonomic features: C, D, M, V							
		RTA 2		courier		1 per carton		ENGINEERED TESTED ASSEMBLED CONÇO TESTÉ MONTÉ		canadapoint	
	MVL3128 Black mesh	List price									
		1162									
		OVERALL DIMENSIONS			SEAT DIMENSIONS			BACK DIMENSIONS			
		W	D	H	W	D	H	W	H		
		IN 26 MM 660	27 686	39 991	20 508	17.5-20.5 445-521	16.5-21.5 419-546	19.5 495	20 508		
		Weight Sensing Synchro-Tilter, Mesh Back and Seat Unit weight: 43 LB 19.5 KG Carton weight: 52 LB 23.59 KG Carton volume: 10.5 FT³ 0.29 MT³		Ergonomic features: A, B, C, D, E, H, L, M, V							
		RTA 2		courier		1 per carton		ENGINEERED TESTED ASSEMBLED CONÇO TESTÉ MONTÉ		canadapoint	
	MVL3129 Black mesh	List price									
		1128									
		OVERALL DIMENSIONS			SEAT DIMENSIONS			BACK DIMENSIONS			
		W	D	H	W	D	H	W	H		
		IN 26 MM 660	27 686	48 1219	20 508	18.5 470	23-33 584-838	19.5 495	20 508		
		Height Adjustable Chair w/Arms, Mesh Back and Seat Unit weight: 37 LB 16.8 KG Carton weight: 46 LB 20.87 KG Carton volume: 10.5 FT³ 0.29 MT³		Ergonomic features: C, D, H, M, V							
		RTA 2		courier		1 per carton		ENGINEERED TESTED ASSEMBLED CONÇO TESTÉ MONTÉ		canadapoint	

BETA



model MVL2729



model MVL2718

STANDARD FEATURES





- Posture task chairs. Canadian made.
- Generous size seat and back, fully upholstered.
- Standard with height adjustable T-arms with durable self-skinned urethane (SSU) armcaps (except armless models).
- Height adjustable chairs are equipped with an adjustable Chrome footrest.
- Dual wheel carpet casters (C65) are standard.
- Can be upholstered in all Global grade 1 seating textiles with the exception of Luxhide (see page 142).
- Compliant with the emissions guidelines set by the GREENGUARD Environmental Institute.
- Limited Lifetime Warranty (5-year exceptions apply - see page 146).
- Weight capacity for this series is 300 lbs.


CHAIR ADJUSTMENTS

- Infinite back angle and back height adjustment.
- Pneumatic seat height adjustment.

OPTIONAL FEATURES

- For hard surface flooring casters, please specify (C65R). Add \$21/set.
- Bantam is a durable, bleach cleanable (9:1) vinyl, but due to the stiff nature of the textile, this vinyl is prone to bunching and will not upholster as smoothly as other coverings in this series.

DESCRIPTION	MODEL# / FEATURES									
 Height Adjustable Armless Posture Task Unit weight: 41 LB 18.6 KG Carton weight: 46 LB 20.87 KG Carton volume: 6.75 FT³ 0.19 MT³	List price									
	MVL2718 535									
	OVERALL DIMENSIONS			SEAT DIMENSIONS			BACK DIMENSIONS			
	W	D	H	W	D	H	W	H		
IN 20.5 MM 521	23.5 597	44 1118	20.5 521	16.5 419	22-30 559-762	18.5 470	16-19 406-483			
Ergonomic features: C, D, G, M, N			RTA 2 courier 1 per carton			CANADA GREENGUARD				
 Height Adjustable Posture Task w/Arms Unit weight: 46 LB 20.9 KG Carton weight: 51 LB 23.13 KG Carton volume: 6.75 FT³ 0.19 MT³	List price									
	MVL2719 625									
	OVERALL DIMENSIONS			SEAT DIMENSIONS			BACK DIMENSIONS			
	W	D	H	W	D	H	W	H		
IN 24.5 MM 622	23.5 597	44 1118	20.5 521	16.5 419	22-30 559-762	18.5 470	16-19 406-483			
Ergonomic features: C, D, G, H, M, N			RTA 2 courier 1 per carton			CANADA GREENGUARD				
 Armless Posture Task Unit weight: 27 LB 12.3 KG Carton weight: 31 LB 14.06 KG Carton volume: 4.9 FT³ 0.13 MT³	List price									
	MVL2728 346									
	OVERALL DIMENSIONS			SEAT DIMENSIONS			BACK DIMENSIONS			
	W	D	H	W	D	H	W	H		
IN 20.5 MM 521	22 559	38.5 978	20.5 521	17 432	16.5-21.5 419-546	18.5 470	16-20 406-508			
Ergonomic features: C, D, G, M, N			RTA 2 courier 1 per carton			CANADA GREENGUARD				
 Posture Task w/Arms Unit weight: 33 LB 15 KG Carton weight: 38 LB 17.24 KG Carton volume: 6.75 FT³ 0.19 MT³	List price									
	MVL2729 438									
	OVERALL DIMENSIONS			SEAT DIMENSIONS			BACK DIMENSIONS			
	W	D	H	W	D	H	W	H		
IN 24 MM 610	22 559	38.5 978	20.5 521	17 432	16.5-21.5 419-546	18.5 470	16-20 406-508			
Ergonomic features: C, D, G, H, M, N			RTA 2 courier 1 per carton			CANADA GREENGUARD				

DESCRIPTION	MODEL# / FEATURES							
	List price							
	MVL2784	119						
Height Adjustable T-Arms - 1 pair Unit weight: 8 LB 3.6 KG Carton weight: 10 LB 4.54 KG Carton volume: 1.3 FT³ 0.03 MT³	OVERALL DIMENSIONS			SEAT DIMENSIONS			BACK DIMENSIONS	
	W	D	H	W	D	H	W	H
	IN 3	10	12	-	-	-	-	-
	MM 76	254	305	-	-	-	-	-
				1 pair per carton (pricing is for the pair, specifications are for one arm)				
		RTA 00						

BOLT



model OTG11510B

STANDARD FEATURES


- Value priced mesh seating.
- Breathable mesh back.
- Scuff resistant arched base.
- Standard with height adjustable T-arms with durable self-skinned urethane (SSU) armcaps.
- Dual wheel carpet casters (C65) are standard.
- Only available in Black mesh fabric (MS20) seat with Black mesh back.
- Compliant with the emissions guidelines set by the GREENGUARD Environmental Institute.
- Limited Lifetime Warranty (2-year exceptions apply - see page 146).
- Weight capacity for this series is 300 lbs.

CHAIR ADJUSTMENTS

- Center tilt with upright position tilt lock.
- Tilt tension adjustment.
- Pneumatic seat height adjustment.

OPTIONAL FEATURES

- Hard surface flooring casters (C65R) can be purchased separately. Add \$96/set.

DESCRIPTION	MODEL# / FEATURES										
	List price										
	OTG11510B		523								
	OVERALL DIMENSIONS			SEAT DIMENSIONS			BACK DIMENSIONS				
	W	D	H	W	D	H	W	H			
IN 25	21.5	35.5	19.5	17	17.5-21.5	18	16.5				
MM 635	546	902	495	432	445-546	457	419				
Tilter, Mesh Back											
Unit weight: 30 LB 13.6 KG											
Carton weight: 36 LB 16.33 KG		Ergonomic features:									
Carton volume: 4.6 FT³ 0.13 MT³		A, B, C, H, M, N, S									
		RTA 8		courier		1 per carton		COURIER			

BRIGHTON



model MVL2787

STANDARD FEATURES

- High back management chair.
- High comfort design, Canadian made.
- Contoured seat and back with integrated headrest.
- Black arms and base.
- Loop arms with upholstered armcaps.
- Dual wheel carpet casters (C65) are standard.
- Seating surfaces can be upholstered in Luxhide bonded leather, in various colors (see page 142).
- Compliant with the emissions guidelines set by the GREENGUARD Environmental Institute.


- Limited Lifetime Warranty (5-year exceptions apply - see page 146).
- Weight capacity for this series is 300 lbs.

CHAIR ADJUSTMENTS

- Center tilt with upright position tilt lock.
- Tilt tension adjustment.
- Pneumatic seat height adjustment.

OPTIONAL FEATURES

- For hard surface flooring casters, please specify (C65R). Add \$21/set.

DESCRIPTION		MODEL# / FEATURES							
	List price								
	MVL2787	725							
		OVERALL DIMENSIONS			SEAT DIMENSIONS			BACK DIMENSIONS	
		W D H			W D H			W H	
		IN 26.5 28 44			21.5 20 16-21			20 25.5	
		MM 673 711 1118			546 508 406-533			508 648	
High Back Tilter									
Unit weight: 42 LB 19.1 KG									
Carton weight: 54 LB 24.49 KG									
Carton volume: 10.5 FT³ 0.29 MT³									
		Ergonomic features:							
		A, B, C, M, N, S							
		RTA 8			courier			1 per carton	
					CANADA			CERTIFIED	

CAMAN



model MVL11886



model MVL11888

STANDARD FEATURES

- Canadian made.
- Welded steel frame in Black finish.
- Fixed arms with self-skinned urethane (SSU) armcaps.
- Dual wheel carpet casters (C65) are standard (except guest chairs).
- Seating surfaces can be upholstered in Luxhide bonded leather, in various colors or in all Global grade 1 seating textiles (see page 142).
- Compliant with the emissions guidelines set by the GREENGUARD Environmental Institute.
- Limited Lifetime Warranty (5-year exceptions apply - see page 146).
- Weight capacity for this series is 300 lbs.

TILTER CHAIR ADJUSTMENTS

- Center tilt with upright position tilt lock
- Tilt tension adjustment.
- Pneumatic seat height adjustment.

OPTIONAL FEATURES

- For hard surface flooring casters, please specify (C65R). Add \$21/set.

ALTERNATE TEXTILE OPTIONS

- Graded-in textiles are available. No minimum quantities. Contact Customer Service for pricing.

DESCRIPTION

MODEL# / FEATURES



High Back Tilter

Unit weight: 31 LB | 14.1 KG
Carton weight: 35 LB | 15.88 KG
Carton volume: 20.25 FT³ | 0.57 MT³

List price

MVL11886 512
Luxhide bonded leather
or fabric (previously MVL11886F)

Ergonomic features:
A, B, C, M, N, S

OVERALL DIMENSIONS			SEAT DIMENSIONS			BACK DIMENSIONS	
W	D	H	W	D	H	W	H
IN 25	27	40	20.5	18	16-20	19.5	22.5
MM 635	686	1016	521	457	406-508	495	572

RTA 00

2 per carton (pricing and specifications are for one chair)



Medium Back Guest Chair - Sled Base

Unit weight: 23 LB | 10.5 KG
Carton weight: 27 LB | 12.25 KG
Carton volume: 20.25 FT³ | 0.57 MT³

Ergonomic features:
M, N

OVERALL DIMENSIONS			SEAT DIMENSIONS			BACK DIMENSIONS	
W	D	H	W	D	H	W	H
IN 24.5	25	33	20	18	17	20	17
MM 622	635	838	508	457	432	508	432

RTA 00

2 per carton (pricing and specifications are for one chair)



CARLETON



model OTG11359

STANDARD FEATURES

- Available in high back and extended high back models.
- S-curve back shape for support of lumbar, shoulders and head.
- Contoured seat with waterfall seat front.
- Standard with height adjustable T-arms with durable self-skinned urethane (SSU) armcaps.
- Dual wheel carpet casters (C1) are standard.
- Seating surfaces are upholstered in Graphite polyester only.
- Compliant with the emissions guidelines set by the GREENGUARD Environmental Institute.
- Limited Lifetime Warranty (2-year exceptions apply - see page 146).
- Weight capacity for this series is 300 lbs.

CHAIR ADJUSTMENTS

- Center tilt with upright position tilt lock.
- Tilt tension adjustment.
- Pneumatic seat height adjustment.

OPTIONAL FEATURES

- Hard surface flooring casters (**C9R**) can be purchased separately. Add \$96/set.

DESCRIPTION

MODEL# / FEATURES



High Back Tilter
Unit weight: 35 LB | 15.9 KG
Carton weight: 42 LB | 19.05 KG
Carton volume: 6.5 FT³ | 0.18 MT³

OTG11358

List price

622

OVERALL DIMENSIONS				SEAT DIMENSIONS			BACK DIMENSIONS	
	W	D	H	W	D	H	W	H
IN	25	27.5	43	19.5	19	18.5-22.5	19	22.5
MM	635	699	1092	495	483	470-572	483	572
courier				GREENGUARD				
A, B, C, H, M, N, S								



Extended High Back Tilter
Unit weight: 35.5 LB | 16.1 KG
Carton weight: 43 LB | 19.5 KG
Carton volume: 7 FT³ | 0.19 MT³

OTG11359

List price

654

OVERALL DIMENSIONS			SEAT DIMENSIONS			BACK DIMENSIONS		
	W	D	H	W	D	H	W	H
IN	25	28	47	19.5	19	18.5-22.5	19	28
MM	635	711	1194	495	483	470-572	483	711
Ergonomic features:			A, B, C, H, M, N, S			Ergonomic features:		
A, B, C, H, M, N, S			1 per carton			GREENGUARD		



CENTRO



model OTG3915

STANDARD FEATURES

- Multi-purpose guest chair.
- Durable oval steel four-legged frame.
- Contoured back and seat cushions with waterfall seat edge.
- Upholstered armcaps.
- Seating surfaces are upholstered in Black Luxhide bonded leather.
- Compliant with the emissions guidelines set by the GREENGUARD Environmental Institute.
- Limited Lifetime Warranty (2-year exceptions apply - see page 146).
- Weight capacity for this series is 300 lbs.

DESCRIPTION		MODEL# / FEATURES										
		List price										
	OTG3915	425										
		OVERALL DIMENSIONS			SEAT DIMENSIONS			BACK DIMENSIONS				
		W	D	H	W	D	H	W	H			
		IN	24.5	27	33.5	21.5	18.5	17	21.5	16		
		MM	622	686	851	546	470	432	546	406		
Guest Chair												
Unit weight: 26 LB 11.8 KG												
Carton weight: 30 LB 13.61 KG												
Carton volume: 6.25 FT³ 0.17 MT³												
	Ergonomic features:											
	M, N	RTA 8		courier		1 per carton						

COBALT



model MVL2785

STANDARD FEATURES

- General purpose medium back tilter. Canadian made.
- Standard with height adjustable T-arms with durable self-skinned urethane (SSU) armcaps.
- Dual wheel carpet casters (C65) are standard.
- Seating surfaces can be upholstered in Luxhide bonded leather, in various colors or in all Global grade 1 seating textiles (see page 142).
- Compliant with the emissions guidelines set by the GREENGUARD Environmental Institute.
- Limited Lifetime Warranty (5-year exceptions apply - see page 146).
- Weight capacity for this series is 300 lbs.

CHAIR ADJUSTMENTS

- Center tilt with upright position tilt lock.
- Tilt tension adjustment.
- Pneumatic seat height adjustment.

OPTIONAL FEATURES




- For hard surface flooring casters, please specify (C65R). Add \$21/set.

DESCRIPTION

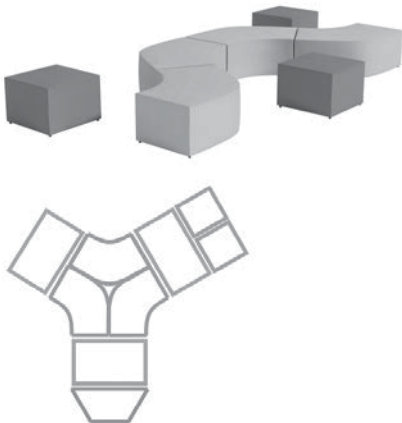
MODEL# / FEATURES



Medium Back Tilter
Unit weight: 35 LB | 15.9 KG
Carton weight: 40 LB | 18.14 KG
Carton volume: 5.5 FT³ | 0.15 MT³

List price								
MVL2785	460							
Luxhide bonded leather or fabric (previously MVL2785F)								
OVERALL DIMENSIONS			SEAT DIMENSIONS			BACK DIMENSIONS		
	W	D	H	W	D	H	W	H
IN	25.5	24.5	36	20	17	15.5-19.5	18.5	18
MM	648	622	914	508	432	394-495	470	457
Ergonomic features:		RTA 2		courier		1 per carton		
A, B, C, H, M, N, S								

CRAFT



Sample layout
Two square units, three rectangle units, three curve-120 degree units, one wedge unit



3-way layout
Three curve-120 degree units, three half round units and three round units



Collaborative pod layout
Six wedge units



Collaborative layout
Six curve-120 degree units, six round units



Sample layout
Two wedge units



Sample layout
Two half round units

STANDARD FEATURES

- Craft is a modular lounge seating series that is easy to configure, durable and ideal for open spaces.
- Modular non-handed components, can be reconfigured to suit your space.
- Curve-120 degree units can create 3-way and collaborative pod configurations.
- Cushions are fully upholstered and mounted on 1.5" high nylon glides.
- Can be upholstered in all Global grade 1 seating textiles or in Luxhide bonded leather (see page 142).
- Compliant with the emissions guidelines set by the GREENGUARD Environmental Institute.
- Limited Lifetime Warranty (5-year exceptions apply - see page 146).
- Weight capacity for this series is 300 lbs. per seat.

OPTIONAL FEATURES

- For dual wheel carpet casters, please specify (C107). Add \$42.
- For hard surface flooring casters, please specify (C107R). Add \$59.

ALTERNATE TEXTILE OPTIONS

- Graded-in textiles are available. No minimum quantities. Contact Customer Service for pricing.

COMPLIMENTARY TABLES AVAILABLE

- Perfect partner for Craft Seating (see page 29).

DESCRIPTION

MODEL# / FEATURES

List price

MVL13007

397



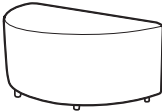
Round 20" Unit
Unit weight: 17 LB | 7.7 KG
Carton weight: 23 LB | 10.43 KG
Carton volume: 5.25 FT³ | 0.14 MT³

OVERALL DIMENSIONS				SEAT DIMENSIONS			BACK DIMENSIONS	
	W	D	H	W	D	H	W	H
IN	20	20	17.5	-	-	-	-	-
MM	508	508	445	-	-	-	-	-
RTA 1			courier	1 per carton		CANADA ENVIRONMENT	GREENGUARD	

List price

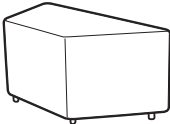
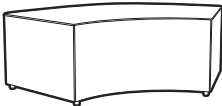

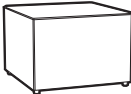
MVL13008

518

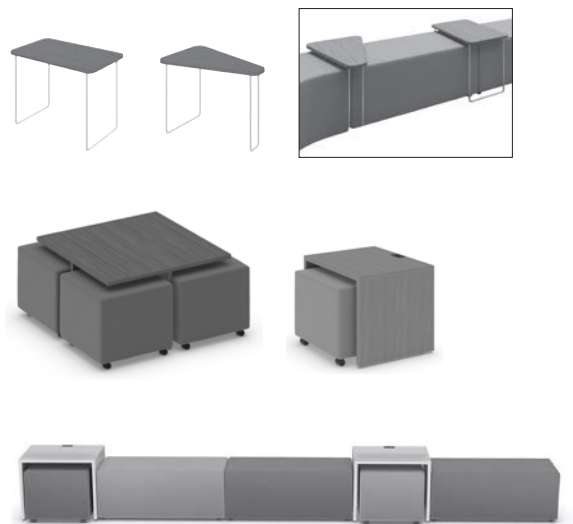


Half Round 40" Unit
Unit weight: 33 LB | 15 KG
Carton weight: 41 LB | 18.6 KG
Carton volume: 9.5 FT³ | 0.26 MT³

OVERALL DIMENSIONS				SEAT DIMENSIONS			BACK DIMENSIONS	
	W	D	H	W	D	H	W	H
IN	40	21	17.5	-	-	-	-	-
MM	1016	533	445	-	-	-	-	-
RTA 1			courier	1 per carton		CANADA GREENGUARD	GREENGUARD	

DESCRIPTION		MODEL# / FEATURES									
	Wedge Unit Unit weight: 29 LB 13.2 KG Carton weight: 37 LB 16.78 KG Carton volume: 8 FT³ 0.22 MT³	List price									
		MVL13009 518									
		OVERALL DIMENSIONS			SEAT DIMENSIONS			BACK DIMENSIONS			
		W	D	H	W	D	H	W	H		
		IN 40 MM 1016	17.75 451	17.5 445	-	-	-	-	-		
		RTA 1		courier	1 per carton	CANADA REGISTERED	GREENGUARD				
	Curve-120 Degree Unit Unit weight: 37 LB 16.8 KG Carton weight: 49 LB 22.23 KG Carton volume: 13.25 FT³ 0.37 MT³	List price									
		MVL13010 610									
		OVERALL DIMENSIONS			SEAT DIMENSIONS			BACK DIMENSIONS			
		W	D	H	W	D	H	W	H		
		IN 43.5 MM 1105	27.5 699	17.5 445	-	-	-	-	-		
		RTA 1			1 per carton	CANADA REGISTERED	GREENGUARD				
	Rectangle Unit Unit weight: 37 LB 16.8 KG Carton weight: 47 LB 21.32 KG Carton volume: 9.5 FT³ 0.26 MT³	List price									
		MVL13011 487									
		OVERALL DIMENSIONS			SEAT DIMENSIONS			BACK DIMENSIONS			
		W	D	H	W	D	H	W	H		
		IN 40 MM 1016	20 508	17.5 445	-	-	-	-	-		
		RTA 1		courier	1 per carton	CANADA REGISTERED	GREENGUARD				
	Square Unit Unit weight: 22 LB 10 KG Carton weight: 28 LB 12.7 KG Carton volume: 5.25 FT³ 0.14 MT³	List price									
		MVL13012 366									
		OVERALL DIMENSIONS			SEAT DIMENSIONS			BACK DIMENSIONS			
		W	D	H	W	D	H	W	H		
		IN 20 MM 508	20 508	17.5 445	-	-	-	-	-		
		RTA 1		courier	1 per carton	CANADA REGISTERED	GREENGUARD				

CRAFT TABLES



STANDARD FEATURES

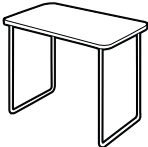
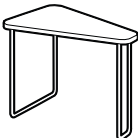
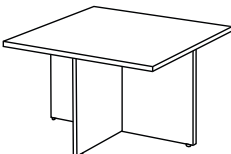
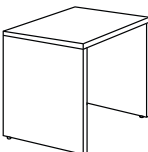
- Craft tables are the perfect partner to Craft seating products in creating casual meeting solutions for today's workplace and learning environments.
- Overtables are designed to overlap Craft seating units or to be used alone. Overtables are easy to move wherever needed.
- Coffee and side tables provide a convenient place to set your drinks, a light lunch or your personal devices during an impromptu discussion.
- Coffee and side tables help to anchor a space and provide nesting spaces to keep the area tidy when mobile Craft cubes are not in use.
- Side tables are optional with cutouts to accommodate to power or USB charging modules. Modules to be ordered separately.

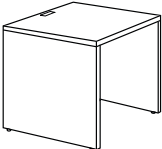
FINISHES

- Docking tables may be ordered in any of the standard laminate finishes below; including two-tone where the top is in one finish and the base in another at no upcharge.
 - Overtable tops may be ordered in any of the standard laminate finishes below. Legs in are Chrome finish only.
- | | | | |
|-----|-----------------|-----|-----------------|
| ACJ | Absolute Acajou | NBL | Noce Bionco |
| ASN | Asian Night | NGL | Noce Grigio |
| AWC | Avant Cherry | NEL | Noce Leggero |
| AWH | Avant Honey | NML | Noce Medio |
| CMB | Clear Maple | SKC | Shaker Cherry |
| DES | Dark Espresso | TWL | Tiger Walnut |
| DWT | Designer White | WHC | White Chocolate |
| HGT | Hayden Grey | WCR | Winter Cherry |

CONSTRUCTION

- **Docking tables:**
 - 1" thick thermally fused laminate surfaces with 2mm thick matching edgeband.
 - Equipped with levelers for uneven surfaces.
 - When square cubes are fully nested, the cubes extend 3" beyond the perimeter of the laminate as an invitation to be pulled out and used again.
- **Overtables:**
 - 1 1/16" thick thermally fused laminate top with matching self edge.
 - 1/2" diameter steel wire legs. Legs include clear polycarbonate glides.
 - Sized to overlap Craft seating.

CRAFT TABLES	MODEL #	DIMENSIONS <small>IN MM</small>	WEIGHT <small>LB KG</small>	VOLUME <small>FT³ MT³</small>	LIST PRICE
		W x D x H			
	MVL13021	16 x 26 x 19	16.5	1.2	\$494
		406 x 660 x 483	7.48	0.03	
Rectangular Overtable	Lightweight table designed to overlap Craft seating units on pages 27-28. Shipped easy to assemble in 1 carton.				
	MVL13022	5.25-16 x 26 x 19	12.5	1.2	\$458
		133-406 x 660 x 483	5.67	0.03	
	Wedge Overtable	Lightweight table designed to overlap Craft seating units on pages 27-28. Top tapers from 16" at the wide end to 5.25" at the narrow end. Shipped easy to assemble in 1 carton.			
	ML35SCDK	35 x 35 x 19.5	78	2.2	\$456
		889 x 889 x 495	35.38	0.06	
	Square Cube Docking Table	Provides nesting space for four MVL13007 (round) or MVL13012 (square) Craft units. Assembly required.			
	ML2418CDK	24 x 18.2 x 19.5	53	2.1	\$325
		610 x 462 x 495	24.04	0.05	
	Single Docking Table	Provides nesting space for one MVL13007, MVL13012 or MVL13011 Craft units. Shipped assembled.			


CRAFT TABLES	MODEL #	DIMENSIONS ^{IN} _{MM}	WEIGHT ^{LB} _{KG}	VOLUME ^{FT³} _{MT³}	LIST PRICE
	ML2420CDKP	W x D x H			
		24 x 20.5 x 19.5	55	2.1	\$338
		610 x 521 x 495	24.95	0.05	

Single Docking Table with cut-out

Provides nesting space for one MVL13007, MVL13012 or MVL13011 Craft units. Inset back to hide cables and cut-out designed to accept mini power model MVCOVSM2(S/B) OR MVCOV1U(S/B) ordered separately. Shipped assembled.

POWER / DATA

MVCOVSM2B	2.25 x 3.75 x 3.12 57 x 95 x 791.07	2.35 0.01	0.5	\$313
MVCOVSM2S	2.25 x 3.75 x 3.12 57 x 95 x 791.07	2.35 0.01	0.5	\$313



Mini Power Block Mini Power/USB Block

With USB Block				
MVCOV1UB	2.25 x 3.75 x 3.12 57 x 95 x 791.07	2.35 0.01	0.5	\$494
MVCOV1US	2.25 x 3.75 x 3.12 57 x 95 x 791.07	2.35 0.01	0.5	\$494

Designed to retrofit into an existing grommet cut-out to bring power to the desktop. Fits in 3.27" x 1.9" cut-out (FOG, POG) and mounts to 0.5" to 2" thick surface. ETL listed. Available in Black (**B**) or Silver (**S**) as indicated by last character of model number. 9' power cord with 90° flat plug with 45° rotation.

MVCOVSM2B/S includes two 12A, 120 VAC spill resistant power receptacles.

MVCOV1UB/S includes one 12A, 120 VAC spill resistant power receptacle and two 2.1A (11W) USB charging ports.

DANIO



model MVL2720



model MVL2721

STANDARD FEATURES

- Canadian made task chairs.
- Hinged auto-adjust back with scuff resistant outer shroud.
- Thick foam and decorative stitch details.
- Standard with height adjustable T-arms with durable self-skinned urethane (SSU) armcaps (except armless models).
- Height adjustable chair is equipped with an adjustable Chrome footrest.
- Dual wheel carpet casters (C65) are standard.
- Can be upholstered in all Global grade 1 seating textiles with the exception of Luxhide (see page 142).
- Compliant with the emissions guidelines set by the GREENGUARD Environmental Institute.
- Limited Lifetime Warranty (5-year exceptions apply - see page 146).
- Weight capacity for this series is 300 lbs.

CHAIR ADJUSTMENTS

- Height adjustable back.
- Pneumatic seat height adjustment.
- Seat depth adjustment.

OPTIONAL FEATURES

- For hard surface flooring casters, please specify (C65R). Add \$21/set.
- Bantam is a durable, bleach cleanable (9:1) vinyl, but due to the stiff nature of the textile, this vinyl is prone to bunching and will not upholster as smoothly as other coverings in this series.

DESCRIPTION

MODEL# / FEATURES



Armless Task

Unit weight: 21 LB | 9.5 KG
Carton weight: 24 LB | 10.89 KG
Carton volume: 4.9 FT³ | 0.13 MT³

MVL2720
Fabric

List price
251

Ergonomic features:
C, D, E, M, N

OVERALL DIMENSIONS			SEAT DIMENSIONS			BACK DIMENSIONS	
W	D	H	W	D	H	W	H
IN 18.5	22.5	34	18.5	16.5-18	16-21	17	16-17.5
MM 470	572	864	470	419-457	406-533	432	406-445
RTA 2			courier			CANADA GREENGUARD	
			1 per carton				



Task w/Arms

Unit weight: 33 LB | 15 KG
Carton weight: 36 LB | 16.33 KG
Carton volume: 5.75 FT³ | 0.16 MT³

MVL2721
Fabric

List price
343

Ergonomic features:
C, D, E, H, M, N

OVERALL DIMENSIONS			SEAT DIMENSIONS			BACK DIMENSIONS	
W	D	H	W	D	H	W	H
IN 24	22.5	34	18.5	16.5-18	16-21	17	16-17.5
MM 610	572	864	470	419-457	406-533	432	406-445
RTA 2			courier			CANADA GREENGUARD	
			1 per carton				



Armless Height Adjustable Task

Unit weight: 33 LB | 15 KG
Carton weight: 37 LB | 16.78 KG
Carton volume: 6.75 FT³ | 0.19 MT³

MVL2723
Fabric

List price
439

Ergonomic features:
C, D, E, M, N

OVERALL DIMENSIONS			SEAT DIMENSIONS			BACK DIMENSIONS	
W	D	H	W	D	H	W	H
IN 24	22.5	43	18.5	16.5-18	23-33	16.5	16-17.5
MM 610	572	1092	470	419-457	584-838	419	406-445
RTA 2			courier			CANADA GREENGUARD	
			1 per carton				



Height Adjustable T-Arms - 1 pair

Unit weight: 8 LB | 3.6 KG
Carton weight: 10 LB | 4.54 KG
Carton volume: 1.3 FT³ | 0.03 MT³

MVL2784

List price
119

OVERALL DIMENSIONS			SEAT DIMENSIONS			BACK DIMENSIONS	
W	D	H	W	D	H	W	H
IN 3	10	12	-	-	-	-	-
MM 76	254	305	-	-	-	-	-
RTA 00			courier				
			1 pair per carton (pricing is for the pair, specifications are for one arm)				

DASH



model OTG11760B

STANDARD FEATURES

- Multi-purpose guest/occasional chair.
- Durable welded four-legged steel frame.
- Black mesh back with Black mesh fabric (MS20) seat.
- Nylon armcaps.
- Generous proportions.
- Compliant with the emissions guidelines set by the GREENGUARD Environmental Institute.
- Shipped knocked down (KD) - easy to assemble.
- Limited Lifetime Warranty (2-year exceptions apply - see page 146).
- Weight capacity for this series is 300 lbs.

DESCRIPTION

MODEL# / FEATURES



Guest Chair, Mesh Back and Uph Seat

Unit weight: 21 LB | 9.5 KG
Carton weight: 26 LB | 11.79 KG
Carton volume: 3.9 FT³ | 0.11 MT³

Ergonomic features:
M, N

List price

OTG11760B

335

OVERALL DIMENSIONS

W

D

H

IN 23.5
MM 597

23.5
597

34
864

SEAT DIMENSIONS

W

D

H

19.5
495

17.5
445

17.5
445

BACK DIMENSIONS

W

H

19
483

16.5
419

RTA 8



1 per carton



DORI 2



model OTG1220B

STANDARD FEATURES

- Multi-purpose stacking chairs.
- Strong welded steel frame in Chrome finish.
- Durable and easy to clean polypropylene back and seat. Available in Black only.
- Armchair has fiberglass reinforced polypropylene arms.
- Stackable up to 5 high on floor.
- Shipped fully assembled.
- Compliant with the emissions guidelines set by the GREENGUARD Environmental Institute.
- Limited Lifetime Warranty (2-year exceptions apply - see page 146).
- Weight capacity for this series is 300 lbs.

DESCRIPTION

MODEL# / FEATURES



Stacking Armchair

Unit weight: 15 LB | 6.8 KG
Carton weight: 17 LB | 7.71 KG
Carton volume: 14.5 FT³ | 0.41 MT³

Stacks 5 high.

List price

OTG1220B

232

OVERALL DIMENSIONS

W

D

H

IN 22.5
MM 572

21
533

30.5
775

SEAT DIMENSIONS

W

D

H

16.5
419

16
406

16
406

BACK DIMENSIONS

W

H

18
457

15.5
394

RTA 00

4 per carton (pricing and specifications are for one chair)



Armless Stacking Chair

Unit weight: 13 LB | 5.9 KG
Carton weight: 15 LB | 6.8 KG
Carton volume: 12.25 FT³ | 0.34 MT³

Stacks 5 high.

List price

OTG1221B

214

OVERALL DIMENSIONS

W

D

H

IN 18
MM 457

21
533

30.5
775

SEAT DIMENSIONS

W

D

H

16.5
419

16
406

16
406

BACK DIMENSIONS

W

H

18
457

15.5
394

RTA 00



4 per carton (pricing and specifications are for one chair)



EOR



model OTG3930B

model OTG3920B

STANDARD FEATURES



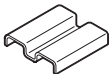
- Multi-purpose guest chair.
- Durable steel four-legged frame.
- Contoured back and seat cushions with waterfall seat edge.
- Welcoming soft self-skinned polyurethane armcaps.
- Seat shroud provides a clean overall finish.
- Seating surfaces are upholstered in Black Luxhide bonded leather.
- Mesh back is available in Black only.
- Compliant with the emissions guidelines set by the GREENGUARD Environmental Institute.
- Limited Lifetime Warranty (2-year exceptions apply - see page 146).
- Weight capacity for this series is 300 lbs.

<

FINCH



- STANDARD FEATURES**
 - Oval tube steel frame available in monochromatic Black only.
 - Molded plastic seat and outer back shell.
 - All models stack 8 high on the floor.
 - Stacked chairs may leave frame impressions in chair(s) below.
 - Ganging clamp model MVL11705 can be used on Finch models. Use one clamp for armless model. Use two clamps on armchair applied on front and rear legs.
 - Can be upholstered in all Global grade 1 seating textiles or in Luxhide bonded leather (see page 142).
 - Compliant with the emissions guidelines set by the GREENGUARD Environmental Institute.
 - Limited Lifetime Warranty (5-year exceptions apply - see page 146).
 - Weight capacity for this series is 300 lbs.
- OPTIONAL FEATURES**
 - For hard surface flooring, please specify non-marking glides (**NM**). No upcharge.
- ALTERNATE TEXTILE OPTIONS**
 - Graded-in textiles are available. No minimum quantities. Contact Customer Service for pricing.

DESCRIPTION		MODEL# / FEATURES							
		List price							
	MVL11703	286							
Stacking Armchair Unit weight: 16 LB 7.3 KG Carton weight: 17.33 LB 7.86 KG Carton volume: 14.5 FT³ 0.41 MT³	Upholstered seat and back. Stacks 8 high on floor or dolly.	OVERALL DIMENSIONS		SEAT DIMENSIONS			BACK DIMENSIONS		
		W	D	H	W	D	H	W	H
		IN 21.25	23	32	18	18	18	18	14
		MM 540	584	813	457	457	457	457	356
		RTA 00		3 per carton (pricing and specifications are for one chair)					
		List price							
	MVL11704	263							
Armless Stacking Chair Unit weight: 15 LB 6.8 KG Carton weight: 16.67 LB 7.56 KG Carton volume: 14.5 FT³ 0.41 MT³	Upholstered seat and back. Stacks 8 high on floor or dolly.	OVERALL DIMENSIONS		SEAT DIMENSIONS			BACK DIMENSIONS		
		W	D	H	W	D	H	W	H
		IN 21	23	30.5	18	15	18.5	17	14.5
		MM 533	584	775	457	381	470	432	368
		RTA 00		3 per carton (pricing and specifications are for one chair)					
		List price							
	MVL11705	65							
Ganging Clamp Unit weight: 0.25 LB 0.1 KG Carton weight: 0.3 LB 0.14 KG Carton volume: 0.08 FT³ 0.002 MT³		OVERALL DIMENSIONS		SEAT DIMENSIONS			BACK DIMENSIONS		
		W	D	H	W	D	H	W	H
		IN 3.41	3.16	0.75	-	-	-	-	-
		MM 87	80	19	-	-	-	-	-
		RTA 00		10 per carton (pricing and specifications are for one clamp)					

FORMAT



model MVL3191



model MVL3192

STANDARD FEATURES

- Synchro-tilter chairs with mesh back and upholstered seat. Canadian made.
- Standard with height and width adjustable arms with soft self-skinned urethane (SSU) armcaps that slide forward and backward.
- Dual wheel carpet casters (C1) are standard.
- Air flow mesh back is available in Black only.
- Seating surface can be upholstered in Luxhide bonded leather, in various colors or in all Global grade 1 seating textiles (see page 142).
- MVL3192 features an adjustable headrest which tilts and moves up and down to fit comfortably into the curve of the neck.
- Compliant with the emissions guidelines set by the GREENGUARD Environmental Institute.
- Limited Lifetime Warranty (5-year exceptions apply - see page 146).
- Weight capacity for this series is 300 lbs.

CHAIR ADJUSTMENTS




- Synchro tilt with upright position tilt lock.
- Tilt tension adjustment.
- Ratchet back height and headrest adjustment.
- Pneumatic seat height adjustment.

OPTIONAL FEATURES

- For hard surface flooring casters, please specify (C9R). Add \$21/set.

ALTERNATE TEXTILE OPTIONS

- Graded-in textiles are available (seat only). No minimum quantities. Contact Customer Service for pricing.

DESCRIPTION	MODEL# / FEATURES																																				
 High Back Synchro-Tilter, Mesh Back and Uph Seat Unit weight: 43 LB 19.5 KG Carton weight: 54 LB 24.49 KG Carton volume: 10.5 FT³ 0.29 MT³	List price																																				
	MVL3191 696 Luxhide bonded leather or fabric (previously MVL3191F)																																				
	<table><tr><th colspan="3">OVERALL DIMENSIONS</th><th colspan="3">SEAT DIMENSIONS</th><th colspan="2">BACK DIMENSIONS</th></tr><tr><th></th><th>W</th><th>D</th><th>H</th><th>W</th><th>D</th><th>H</th><th>W</th><th>H</th></tr><tr><td>IN</td><td>24.5</td><td>23</td><td>43</td><td>19.5</td><td>17.5</td><td>16-21</td><td>17.5</td><td>23-25.5</td></tr><tr><td>MM</td><td>622</td><td>584</td><td>1092</td><td>495</td><td>445</td><td>406-533</td><td>445</td><td>584-648</td></tr></table>		OVERALL DIMENSIONS			SEAT DIMENSIONS			BACK DIMENSIONS			W	D	H	W	D	H	W	H	IN	24.5	23	43	19.5	17.5	16-21	17.5	23-25.5	MM	622	584	1092	495	445	406-533	445	584-648
	OVERALL DIMENSIONS			SEAT DIMENSIONS			BACK DIMENSIONS																														
		W	D	H	W	D	H	W	H																												
IN	24.5	23	43	19.5	17.5	16-21	17.5	23-25.5																													
MM	622	584	1092	495	445	406-533	445	584-648																													
Ergonomic features: A, B, C, D, H, L, M, N, Q																																					
<div>RTA 2</div> <div>courier</div> <div>1 per carton</div> <div>CANADA</div> <div>GREENGUARD</div>																																					
 High Back Synchro-Tilter w/Headrest, Mesh Back and Uph Seat Unit weight: 45 LB 20.5 KG Carton weight: 56 LB 25.4 KG Carton volume: 11 FT³ 0.31 MT³	List price																																				
	MVL3192 774 Luxhide bonded leather or fabric (previously MVL3192F)																																				
	<table><tr><th colspan="3">OVERALL DIMENSIONS</th><th colspan="3">SEAT DIMENSIONS</th><th colspan="2">BACK DIMENSIONS</th></tr><tr><th></th><th>W</th><th>D</th><th>H</th><th>W</th><th>D</th><th>H</th><th>W</th><th>H</th></tr><tr><td>IN</td><td>24.5</td><td>23</td><td>50.5</td><td>19.5</td><td>17.5</td><td>16-21</td><td>17.5</td><td>30-32.5</td></tr><tr><td>MM</td><td>622</td><td>584</td><td>1283</td><td>495</td><td>445</td><td>406-533</td><td>445</td><td>762-826</td></tr></table>		OVERALL DIMENSIONS			SEAT DIMENSIONS			BACK DIMENSIONS			W	D	H	W	D	H	W	H	IN	24.5	23	50.5	19.5	17.5	16-21	17.5	30-32.5	MM	622	584	1283	495	445	406-533	445	762-826
	OVERALL DIMENSIONS			SEAT DIMENSIONS			BACK DIMENSIONS																														
		W	D	H	W	D	H	W	H																												
IN	24.5	23	50.5	19.5	17.5	16-21	17.5	30-32.5																													
MM	622	584	1283	495	445	406-533	445	762-826																													
Ergonomic features: A, B, C, D, H, L, M, N, Q																																					
<div>RTA 2</div> <div>courier</div> <div>1 per carton</div> <div>CANADA</div> <div>GREENGUARD</div>																																					
 Headrest for Format Chairs Unit weight: 1 LB 0.5 KG Carton weight: 2 LB 0.91 KG Carton volume: 0.5 FT³ 0.01 MT³	List price																																				
	MVL3196 79																																				
	<table><tr><th colspan="3">OVERALL DIMENSIONS</th><th colspan="3">SEAT DIMENSIONS</th><th colspan="2">BACK DIMENSIONS</th></tr><tr><th></th><th>W</th><th>D</th><th>H</th><th>W</th><th>D</th><th>H</th><th>W</th><th>H</th></tr><tr><td>IN</td><td>11.25</td><td>4.5</td><td>9</td><td>-</td><td>-</td><td>-</td><td>-</td><td>-</td></tr><tr><td>MM</td><td>286</td><td>114</td><td>229</td><td>-</td><td>-</td><td>-</td><td>-</td><td>-</td></tr></table>		OVERALL DIMENSIONS			SEAT DIMENSIONS			BACK DIMENSIONS			W	D	H	W	D	H	W	H	IN	11.25	4.5	9	-	-	-	-	-	MM	286	114	229	-	-	-	-	-
	OVERALL DIMENSIONS			SEAT DIMENSIONS			BACK DIMENSIONS																														
		W	D	H	W	D	H	W	H																												
IN	11.25	4.5	9	-	-	-	-	-																													
MM	286	114	229	-	-	-	-	-																													
Easily attaches to MVL3191.																																					
Available in Black mesh only.																																					
<div>RTA 00</div> <div>courier</div> <div>1 per carton</div> <div>CANADA</div> <div>GREENGUARD</div>																																					

FULL-TIME



model MVL2900

STANDARD FEATURES

- Canadian made, ergonomic seating.
- Extra thick seat foam and contoured back.
- Standard with height and width adjustable arms with self-skinned urethane (SSU) armcaps.
- Dual wheel carpet casters (C65) are standard.
- Can be upholstered in all Global grade 1 seating textiles with the exception of Luxhide (see page 142).
- Compliant with the emissions guidelines set by the GREENGUARD Environmental Institute.
- Limited Lifetime Warranty (5-year exceptions apply - see page 146).
- Weight capacity for this series is 300 lbs.

CHAIR ADJUSTMENTS

- Multi-tilter with infinite position tilt lock.
- Infinite position back and seat angle adjustments, including forward tilt.
- Back height adjustment.
- Pneumatic seat height adjustment.

OPTIONAL FEATURES

- For hard surface flooring casters, please specify **(C65R)**. Add \$21/set.
- For optional sliding seat depth adjustment, please specify **(MD)**. Add \$32.

ALTERNATE TEXTILE OPTIONS




- Graded-in textiles are available. No minimum quantities. Contact Customer Service for pricing.
- Bantam is a durable, bleach cleanable (9:1) vinyl, but due to the stiff nature of the textile, this vinyl is prone to bunching and will not upholster as smoothly as other coverings in this series.

DESCRIPTION



Medium Back Multi-Tilter
Unit weight: 50 LB | 22.7 KG
Carton weight: 56 LB | 25.4 KG
Carton volume: 10.5 FT³ | 0.29 MT³

MODEL# / FEATURES

List price								
MVL2900	669							
Fabric								
OVERALL DIMENSIONS			SEAT DIMENSIONS			BACK DIMENSIONS		
	W	D	H	W	D	H	W	H
IN	24.5	25	41	19.5	19	17.5-21.5	20	20-22
MM	622	635	1041	495	483	445-546	508	508-559
Ergonomic features:		RTA 2		courier		1 per carton		
A, B, C, D, F, G, H, M, N, Q								

GENNEX



model OTG11340



model OTG11341

STANDARD FEATURES

- Multi-purpose guest/nesting chairs feature a flip up seat allowing chairs to stack horizontally.
- Durable Black steel frame.
- Black mesh back.
- Models with arms or without arms are available. Armchair features Black polyurethane armcaps.
- Dual wheel carpet casters are standard.
- Seat can be upholstered in all Global grade 1 seating textiles or in Luxhide bonded leather (see page 142).
- Compliant with the emissions guidelines set by the GREENGUARD Environmental Institute.
- Limited Lifetime Warranty (5-year exceptions apply - see page 146).
- Weight capacity for this series is 300 lbs.

OPTIONAL FEATURES

- Hard surface flooring casters (**C9RSET4**) can be purchased separately. Add \$76/set.

ALTERNATE TEXTILE OPTIONS

- Graded-in textiles are available (seat only). No minimum quantities. Contact Customer Service for pricing.

DESCRIPTION

MODEL# / FEATURES



Nesting Guest Armchair w/Casters, Mesh Back and Uph Seat




Unit weight: 24 LB | 10.9 KG
Carton weight: 29 LB | 13.15 KG
Carton volume: 15.75 FT³ | 0.44 MT³

Ergonomic features:
M, N

List price

OTG11340

568

OVERALL DIMENSIONS			SEAT DIMENSIONS			BACK DIMENSIONS			
	W	D	H	W	D	H	W	H	
IN	25.5	22	33	17.5	16.5	20.5	17	15	
MM	648	559	838	445	419	521	432	381	
						2 per carton (pricing and specifications are for one chair)			



Armless Nesting Guest Chair w/Casters, Mesh Back and Uph Seat




Unit weight: 21 LB | 9.5 KG
Carton weight: 25.5 LB | 11.57 KG
Carton volume: 13.25 FT³ | 0.37 MT³

Ergonomic features:
M, N

List price

OTG11341

511

OVERALL DIMENSIONS			SEAT DIMENSIONS			BACK DIMENSIONS		
	W	D	H	W	D	H	W	H
IN	22	22	33	17.5	16.5	20.5	17	15
MM	559	559	838	445	419	521	432	381
				2 per carton (pricing and specifications are for one chair)				

GEO



model OTG11641B

STANDARD FEATURES

- Value priced, quality mesh seating.
- Scuff resistant arched base.
- Standard with height adjustable arms with durable self-skinned urethane (SSU) armcaps.
- Tilter chair features fixed loop style polypropylene arms.
- Dual wheel carpet casters (C65) are standard.
- All models have a Black mesh back.
- Seat is upholstered in Black mesh fabric (MS20).
- Compliant with the emissions guidelines set by the GREENGUARD Environmental Institute.
- Limited Lifetime Warranty (2-year exceptions apply - see page 146).
- Weight capacity for this series is 300 lbs.

CHAIR ADJUSTMENTS

- **Tilter chair**
 - Center tilt with upright position tilt lock.
 - Tilt tension adjustment.
 - Pneumatic seat height adjustment.
- **Synchro-tilter chair**
 - Synchro tilt with upright position tilt lock.
 - Tilt tension adjustment.
 - Pneumatic seat height adjustment.

OPTIONAL FEATURES

- Hard surface flooring casters (**C65R**) can be purchased separately. Add \$96/set.

DESCRIPTION

MODEL# / FEATURES



LB Tilter, Mesh Back and Uph Seat

Unit weight: 26 LB | 11.8 KG
Carton weight: 30 LB | 13.61 KG
Carton volume: 3.75 FT³ | 0.1 MT³

OTG11636B
Black mesh fabric

Ergonomic features:
A, B, C, M, N, S

List price								
OVERALL DIMENSIONS			SEAT DIMENSIONS			BACK DIMENSIONS		
	W	D	H	W	D	H	W	H
IN	22	21	38	18.5	16.5	16.5-20.5	17.5	19
MM	559	533	965	470	419	419-521	445	483
			RTA 8			courier		
						1 per carton		

HARDY



model OTG13080

STANDARD FEATURES







- Light lounge swivel chair.
- Aluminum base with Chrome finished cylinder
- Black nylon glides are standard on model OTG13080.
- Dual wheel casters are standard on model OTG13081. Acceptable for use on hard surface flooring.
- Can be upholstered in all Global grade 1 seating textiles or in Luxhide bonded leather (see page 142).
- Limited Lifetime Warranty (5-year exceptions apply - see page 146).
- Weight capacity for this series is 300 lbs.

CHAIR ADJUSTMENTS

- Pneumatic seat height adjustment.

ALTERNATE TEXTILE OPTIONS

- Graded-in textiles are available. No minimum quantities. Contact Customer Service for pricing.

DESCRIPTION		MODEL# / FEATURES										
	Swivel Lounge w/Glides Unit weight: 27 LB 12.3 KG Carton weight: 32 LB 14.51 KG Carton volume: 9.25 FT³ 0.26 MT³	 Ergonomic features: C, M, N	List price									
			OTG13080 1017									
			OVERALL DIMENSIONS			SEAT DIMENSIONS			BACK DIMENSIONS			
				W	D	H	W	D	H	W	H	
			IN	25	26	33	15.5	17.5	16.5-20.5	14	14.5	
			MM	635	660	838	394	445	419-521	356	368	
					RTA 1		courier		1 per carton			
	Swivel Lounge w/Casters Unit weight: 27 LB 12.3 KG Carton weight: 32 LB 14.51 KG Carton volume: 9.25 FT³ 0.26 MT³	 Ergonomic features: C, M, N	List price									
			OTG13081 1017									
			OVERALL DIMENSIONS			SEAT DIMENSIONS			BACK DIMENSIONS			
				W	D	H	W	D	H	W	H	
			IN	25	26	33	15.5	17.5	16.5-20.5	14	14.5	
			MM	635	660	838	394	445	419-521	356	368	
					RTA 1		courier		1 per carton			

IBEX



model MVL2801



model MVL2814



model MVL2807



model MVL2809

STANDARD FEATURES

- Ergonomic mesh seating designed to promote good posture and provide maximum comfort. Designed by Zooney Chu, Canadian made.
- Available with four different mechanism options: synchro-tilter, multi-tilter, tilter and task. Height adjustable chairs available with task mechanism only.
- Standard with height adjustable T-arms with self-skinned urethane (SSU) armcaps (except armless and guest chairs).
- Dual wheel carpet casters (C1) are standard (except four-legged guest chairs).
- Guest chairs have polymer armcaps (except armless models), a welded steel wall saver frame and are shipped fully assembled.
- Mesh back and mesh seat models can only be upholstered in Black mesh (MS69).
- Mesh back and upholstered seat models: Mesh back is available in Black (MS69) only and seating surface can be upholstered in Luxhide bonded leather (various colors) or in all Global grade 1 seating textiles (see page 142).
- Compliant with the emissions guidelines set by the GREENGUARD Environmental Institute.
- Limited Lifetime Warranty (5-year exceptions apply - see page 146).
- Weight capacity for this series is 300 lbs.

OPTIONAL FEATURES



- For hard surface flooring casters, please specify (C9R). Add \$21/set.
- For optional sliding seat depth adjustment on multi-tilter chairs, please specify (MD). Add \$32.






ALTERNATE TEXTILE OPTIONS






- Graded-in textiles are available. No minimum quantities. Contact Customer Service for pricing.






CHAIR ADJUSTMENTS







- **Synchro-tilter chairs**
 - Synchro tilt with multi-position tilt lock.
 - Tilt tension adjustment.
 - Adjustable lumbar support.
 - Pneumatic seat height adjustment.
- **Multi-tilter chairs**
 - Infinite position tilt lock.
 - Tilt tension adjustment.
 - Infinite back and seat angle adjustment.
 - Adjustable lumbar support.
 - Pneumatic seat height adjustment.
- **Tilter chairs**
 - Center tilt with upright position tilt lock.
 - Tilt tension adjustment.
 - Seat depth adjustment.
 - Adjustable lumbar support.
 - Pneumatic seat height adjustment.
- **Task chairs**
 - Seat depth adjustment.
 - Adjustable lumbar support.
 - Pneumatic seat height adjustment.
- **Height adjustable chairs**
 - Task mechanism.
 - Adjustable lumbar support.
 - Pneumatic seat height adjustment.
 - Height adjustable Chrome footrest.





















DESCRIPTION		MODEL# / FEATURES																																				
	Synchro-Tilter, Mesh Back and Uph Seat Unit weight: 42 LB 19.1 KG Carton weight: 51 LB 23.13 KG Carton volume: 10.5 FT³ 0.29 MT³	List price																																				
		MVL2801	781																																			
		Luxhide bonded leather or fabric (previously MVL2801F)																																				
		<table><tr><th colspan="3">OVERALL DIMENSIONS</th><th colspan="3">SEAT DIMENSIONS</th><th colspan="2">BACK DIMENSIONS</th></tr><tr><th></th><th>W</th><th>D</th><th>H</th><th>W</th><th>D</th><th>H</th><th>W</th><th>H</th></tr><tr><td>IN</td><td>26</td><td>26.5</td><td>39.5</td><td>20</td><td>18.5</td><td>16.5-21.5</td><td>19.5</td><td>20.5</td></tr><tr><td>MM</td><td>660</td><td>673</td><td>1003</td><td>508</td><td>470</td><td>419-546</td><td>495</td><td>521</td></tr></table>		OVERALL DIMENSIONS			SEAT DIMENSIONS			BACK DIMENSIONS			W	D	H	W	D	H	W	H	IN	26	26.5	39.5	20	18.5	16.5-21.5	19.5	20.5	MM	660	673	1003	508	470	419-546	495	521
		OVERALL DIMENSIONS			SEAT DIMENSIONS			BACK DIMENSIONS																														
	W	D	H	W	D	H	W	H																														
IN	26	26.5	39.5	20	18.5	16.5-21.5	19.5	20.5																														
MM	660	673	1003	508	470	419-546	495	521																														
Ergonomic features: A, B, C, D, H, L, M, N																																						
<div>RTA 2</div> <div>courier</div> <div>1 per carton</div> <div>CANADA CREDIT</div> <div>certified</div>																																						
	Multi-Tilter, Mesh Back and Uph Seat Unit weight: 47 LB 21.4 KG Carton weight: 56 LB 25.4 KG Carton volume: 10.5 FT³ 0.29 MT³	List price																																				
		MVL2803	851																																			
		Luxhide bonded leather or fabric (previously MVL2803F)																																				
		<table><tr><th colspan="3">OVERALL DIMENSIONS</th><th colspan="3">SEAT DIMENSIONS</th><th colspan="2">BACK DIMENSIONS</th></tr><tr><th></th><th>W</th><th>D</th><th>H</th><th>W</th><th>D</th><th>H</th><th>W</th><th>H</th></tr><tr><td>IN</td><td>26</td><td>27</td><td>39.5</td><td>20</td><td>18.5</td><td>17.5-22.5</td><td>19.5</td><td>20</td></tr><tr><td>MM</td><td>660</td><td>686</td><td>1003</td><td>508</td><td>470</td><td>445-572</td><td>495</td><td>508</td></tr></table>		OVERALL DIMENSIONS			SEAT DIMENSIONS			BACK DIMENSIONS			W	D	H	W	D	H	W	H	IN	26	27	39.5	20	18.5	17.5-22.5	19.5	20	MM	660	686	1003	508	470	445-572	495	508
		OVERALL DIMENSIONS			SEAT DIMENSIONS			BACK DIMENSIONS																														
	W	D	H	W	D	H	W	H																														
IN	26	27	39.5	20	18.5	17.5-22.5	19.5	20																														
MM	660	686	1003	508	470	445-572	495	508																														
Ergonomic features: A, B, C, D, F, G, H, M, N, S																																						
<div>RTA 2</div> <div>courier</div> <div>1 per carton</div> <div>CANADA CREDIT</div> <div>certified</div>																																						




DESCRIPTION		MODEL# / FEATURES	
		List price	
	MVL2804 Luxhide bonded leather or fabric (previously MVL2804F)	747	
Tilter, Mesh Back and Uph Seat Unit weight: 40 LB 18.2 KG Carton weight: 49 LB 22.23 KG Carton volume: 10.5 FT³ 0.29 MT³		Ergonomic features: A, B, C, D, E, H, M, N, S	
		List price	
	MVL2806 Luxhide bonded leather or fabric (previously MVL2806F)	679	
Task, Mesh Back and Uph Seat Unit weight: 32 LB 14.5 KG Carton weight: 41 LB 18.6 KG Carton volume: 10.5 FT³ 0.29 MT³		Ergonomic features: C, D, E, H, M, N	
		List price	
	MVL2807 Luxhide bonded leather or fabric (previously MVL2807F)	779	
Armless Height Adjustable, Mesh Back and Uph Seat Unit weight: 31 LB 14.1 KG Carton weight: 40 LB 18.14 KG Carton volume: 10.5 FT³ 0.29 MT³		Ergonomic features: C, D, M, N	
		List price	
	MVL2808 Luxhide bonded leather or fabric (previously MVL2808F)	910	
Height Adjustable w/Arms, Mesh Back and Uph Seat Unit weight: 37 LB 16.8 KG Carton weight: 46 LB 20.87 KG Carton volume: 10.5 FT³ 0.29 MT³		Ergonomic features: C, D, H, M, N	
		List price	
	MVL2809 Luxhide bonded leather or fabric (previously MVL2809F)	575	
Guest Chair, Mesh Back and Uph Seat Unit weight: 20 LB 9.1 KG Carton weight: 26 LB 11.79 KG Carton volume: 13.5 FT³ 0.38 MT³		Stacks 5 high.	
		Ergonomic features: M, N	




DESCRIPTION	MODEL# / FEATURES																																				
	List price																																				
	MVL2809C	696																																			
	Luxhide bonded leather or fabric (previously MVL2809CF)																																				
	<table><tr><th colspan="3">OVERALL DIMENSIONS</th><th colspan="3">SEAT DIMENSIONS</th><th colspan="2">BACK DIMENSIONS</th></tr><tr><th></th><th>W</th><th>D</th><th>H</th><th>W</th><th>D</th><th>H</th><th>W</th><th>H</th></tr><tr><td>IN</td><td>25.25</td><td>24</td><td>34.5</td><td>19.5</td><td>18</td><td>17.5</td><td>19</td><td>17</td></tr><tr><td>MM</td><td>641</td><td>610</td><td>876</td><td>495</td><td>457</td><td>445</td><td>483</td><td>432</td></tr></table>		OVERALL DIMENSIONS			SEAT DIMENSIONS			BACK DIMENSIONS			W	D	H	W	D	H	W	H	IN	25.25	24	34.5	19.5	18	17.5	19	17	MM	641	610	876	495	457	445	483	432
	OVERALL DIMENSIONS			SEAT DIMENSIONS			BACK DIMENSIONS																														
	W	D	H	W	D	H	W	H																													
IN	25.25	24	34.5	19.5	18	17.5	19	17																													
MM	641	610	876	495	457	445	483	432																													
Ergonomic features: M, N																																					
	List price																																				
	MVL2809BSMU	855																																			
	Luxhide bonded leather or fabric																																				
	<table><tr><th colspan="3">OVERALL DIMENSIONS</th><th colspan="3">SEAT DIMENSIONS</th><th colspan="2">BACK DIMENSIONS</th></tr><tr><th></th><th>W</th><th>D</th><th>H</th><th>W</th><th>D</th><th>H</th><th>W</th><th>H</th></tr><tr><td>IN</td><td>25</td><td>25.75</td><td>45</td><td>19.5</td><td>17.5</td><td>28.5</td><td>18.5</td><td>16.5</td></tr><tr><td>MM</td><td>635</td><td>654</td><td>1143</td><td>495</td><td>445</td><td>724</td><td>470</td><td>419</td></tr></table>		OVERALL DIMENSIONS			SEAT DIMENSIONS			BACK DIMENSIONS			W	D	H	W	D	H	W	H	IN	25	25.75	45	19.5	17.5	28.5	18.5	16.5	MM	635	654	1143	495	445	724	470	419
	OVERALL DIMENSIONS			SEAT DIMENSIONS			BACK DIMENSIONS																														
	W	D	H	W	D	H	W	H																													
IN	25	25.75	45	19.5	17.5	28.5	18.5	16.5																													
MM	635	654	1143	495	445	724	470	419																													
Ergonomic features: M, N																																					
	List price																																				
	MVL2809BSUU	959																																			
	Luxhide bonded leather or fabric																																				
	<table><tr><th colspan="3">OVERALL DIMENSIONS</th><th colspan="3">SEAT DIMENSIONS</th><th colspan="2">BACK DIMENSIONS</th></tr><tr><th></th><th>W</th><th>D</th><th>H</th><th>W</th><th>D</th><th>H</th><th>W</th><th>H</th></tr><tr><td>IN</td><td>25</td><td>25.75</td><td>45</td><td>19.5</td><td>18.5</td><td>28.5</td><td>18.5</td><td>16.5</td></tr><tr><td>MM</td><td>635</td><td>654</td><td>1143</td><td>495</td><td>470</td><td>724</td><td>470</td><td>419</td></tr></table>		OVERALL DIMENSIONS			SEAT DIMENSIONS			BACK DIMENSIONS			W	D	H	W	D	H	W	H	IN	25	25.75	45	19.5	18.5	28.5	18.5	16.5	MM	635	654	1143	495	470	724	470	419
	OVERALL DIMENSIONS			SEAT DIMENSIONS			BACK DIMENSIONS																														
	W	D	H	W	D	H	W	H																													
IN	25	25.75	45	19.5	18.5	28.5	18.5	16.5																													
MM	635	654	1143	495	470	724	470	419																													
Ergonomic features: M, N																																					
	List price																																				
	MVL2811	886																																			
	Luxhide bonded leather or fabric (previously MVL2811F)																																				
	<table><tr><th colspan="3">OVERALL DIMENSIONS</th><th colspan="3">SEAT DIMENSIONS</th><th colspan="2">BACK DIMENSIONS</th></tr><tr><th></th><th>W</th><th>D</th><th>H</th><th>W</th><th>D</th><th>H</th><th>W</th><th>H</th></tr><tr><td>IN</td><td>26</td><td>26.5</td><td>39.5</td><td>20</td><td>18.5</td><td>16.5-21.5</td><td>19.5</td><td>20.5</td></tr><tr><td>MM</td><td>660</td><td>673</td><td>1003</td><td>508</td><td>470</td><td>419-546</td><td>495</td><td>521</td></tr></table>		OVERALL DIMENSIONS			SEAT DIMENSIONS			BACK DIMENSIONS			W	D	H	W	D	H	W	H	IN	26	26.5	39.5	20	18.5	16.5-21.5	19.5	20.5	MM	660	673	1003	508	470	419-546	495	521
	OVERALL DIMENSIONS			SEAT DIMENSIONS			BACK DIMENSIONS																														
	W	D	H	W	D	H	W	H																													
IN	26	26.5	39.5	20	18.5	16.5-21.5	19.5	20.5																													
MM	660	673	1003	508	470	419-546	495	521																													
Ergonomic features: A, B, C, D, H, L, M, N																																					
	List price																																				
	MVL2813	959																																			
	Luxhide bonded leather or fabric (previously MVL2813F)																																				
	<table><tr><th colspan="3">OVERALL DIMENSIONS</th><th colspan="3">SEAT DIMENSIONS</th><th colspan="2">BACK DIMENSIONS</th></tr><tr><th></th><th>W</th><th>D</th><th>H</th><th>W</th><th>D</th><th>H</th><th>W</th><th>H</th></tr><tr><td>IN</td><td>26</td><td>27</td><td>39.5</td><td>20</td><td>18.5</td><td>17.5-22.5</td><td>19.5</td><td>20</td></tr><tr><td>MM</td><td>660</td><td>686</td><td>1003</td><td>508</td><td>470</td><td>445-572</td><td>495</td><td>508</td></tr></table>		OVERALL DIMENSIONS			SEAT DIMENSIONS			BACK DIMENSIONS			W	D	H	W	D	H	W	H	IN	26	27	39.5	20	18.5	17.5-22.5	19.5	20	MM	660	686	1003	508	470	445-572	495	508
	OVERALL DIMENSIONS			SEAT DIMENSIONS			BACK DIMENSIONS																														
	W	D	H	W	D	H	W	H																													
IN	26	27	39.5	20	18.5	17.5-22.5	19.5	20																													
MM	660	686	1003	508	470	445-572	495	508																													
Ergonomic features: A, B, C, D, F, G, H, M, N, S																																					

DESCRIPTION		MODEL# / FEATURES	
	List price		
	MVL2814 Luxhide bonded leather or fabric (previously MVL2814F)		
Tilter, Uph Back and Seat Unit weight: 40 LB 18.2 KG Carton weight: 49 LB 22.23 KG Carton volume: 10.5 FT³ 0.29 MT³	Ergonomic features: A, B, C, D, E, H, M, N, S		
	List price		
	MVL2816 Luxhide bonded leather or fabric (previously MVL2816F)		
Task, Uph Back and Seat Unit weight: 32 LB 14.5 KG Carton weight: 41 LB 18.6 KG Carton volume: 10.5 FT³ 0.29 MT³	Ergonomic features: C, D, E, H, M, N		
	List price		
	MVL2817 Luxhide bonded leather or fabric (previously MVL2817F)		
Armless Height Adjustable, Uph Back and Seat Unit weight: 31 LB 14.1 KG Carton weight: 40 LB 18.14 KG Carton volume: 10.5 FT³ 0.29 MT³	Ergonomic features: C, D, M, N		
	List price		
	MVL2818 Luxhide bonded leather or fabric (previously MVL2818F)		
Height Adjustable w/Arms, Uph Back and Seat Unit weight: 37 LB 16.8 KG Carton weight: 46 LB 20.87 KG Carton volume: 10.5 FT³ 0.29 MT³	Ergonomic features: C, D, H, M, N		
	List price		
	MVL2819 Luxhide bonded leather or fabric (previously MVL2819F)		
Guest Chair, Uph Back and Seat Unit weight: 20 LB 9.1 KG Carton weight: 26 LB 11.79 KG Carton volume: 13.5 FT³ 0.38 MT³	Stacks 5 high.		
Back exterior upholstered in Jenny, Ebony (JN02).			
Ergonomic features: M, N			

DESCRIPTION	MODEL# / FEATURES									
	List price									
	MVL2819C Luxhide bonded leather or fabric (previously MVL2819CF)									
	790									
Guest Chair w/Casters, Uph Back and Seat Unit weight: 20 LB 9.1 KG Carton weight: 26 LB 11.79 KG Carton volume: 13.5 FT³ 0.38 MT³	Back exterior upholstered in Jenny, Ebony (JN02).									
	Ergonomic features: M, N									
	RTA 001 per carton									
	CANADA ENGINEERED TESTER ASSEMBLED CONÇU TESTÉ MONTÉ									
	certified									
	List price									
	MVL2821 Black mesh									
	930									
Synchro-Tilter, Mesh Back and Seat Unit weight: 42 LB 19.1 KG Carton weight: 51 LB 23.13 KG Carton volume: 10.5 FT³ 0.29 MT³	Back exterior upholstered in Jenny, Ebony (JN02).									
	Ergonomic features: A, B, C, D, H, L, M									
	RTA 2courier1 per carton									
	CANADA ENGINEERED TESTER ASSEMBLED CONÇU TESTÉ MONTÉ									
	certified									
	List price									
	MVL2823 Black mesh									
	1001									
Multi-Tilter, Mesh Back and Seat Unit weight: 47 LB 21.4 KG Carton weight: 56 LB 25.4 KG Carton volume: 10.5 FT³ 0.29 MT³	Back exterior upholstered in Jenny, Ebony (JN02).									
	Ergonomic features: A, B, C, D, F, G, H, M, S									
	RTA 2courier1 per carton									
	CANADA ENGINEERED TESTER ASSEMBLED CONÇU TESTÉ MONTÉ									
	certified									
	List price									
	MVL2824 Black mesh									
	893									
Tilter, Mesh Back and Seat Unit weight: 40 LB 18.2 KG Carton weight: 49 LB 22.23 KG Carton volume: 10.5 FT³ 0.29 MT³	Back exterior upholstered in Jenny, Ebony (JN02).									
	Ergonomic features: A, B, C, D, E, H, M, S									
	RTA 2courier1 per carton									
	CANADA ENGINEERED TESTER ASSEMBLED CONÇU TESTÉ MONTÉ									
	certified									
	List price									
	MVL2826 Black mesh									
	829									
Task, Mesh Back and Seat Unit weight: 32 LB 14.5 KG Carton weight: 41 LB 18.6 KG Carton volume: 10.5 FT³ 0.29 MT³	Back exterior upholstered in Jenny, Ebony (JN02).									
	Ergonomic features: C, D, E, H, M									
	RTA 2courier1 per carton									
	CANADA ENGINEERED TESTER ASSEMBLED CONÇU TESTÉ MONTÉ									
	certified									
	List price									
	MVL2827 Black mesh									
	927									
Armless Height Adjustable, Mesh Back and Seat Unit weight: 31 LB 14.1 KG Carton weight: 40 LB 18.14 KG Carton volume: 10.5 FT³ 0.29 MT³	Back exterior upholstered in Jenny, Ebony (JN02).									
	Ergonomic features: C, D, M									
	RTA 2courier1 per carton									
	CANADA ENGINEERED TESTER ASSEMBLED CONÇU TESTÉ MONTÉ									
	certified									

DESCRIPTION		MODEL# / FEATURES									
 Height Adjustable w/Arms, Mesh Back and Seat Unit weight: 37 LB 16.8 KG Carton weight: 46 LB 20.87 KG Carton volume: 10.5 FT³ 0.29 MT³		List price									
		MVL2828 Black mesh									
		1054									
		Ergonomic features: C, D, H, M		RTA 2		courier		1 per carton		 	
 Armless Guest Chair, Mesh Back and Uph Seat Unit weight: 19 LB 8.6 KG Carton weight: 25 LB 11.34 KG Carton volume: 13 FT³ 0.36 MT³		List price									
		MVL2831 Luxhide bonded leather or fabric (previously MVL2831F)									
		535									
		Stacks 5 high.		Ergonomic features: M, N		RTA 00		1 per carton		 	
 Armless Guest Chair w/Casters, Mesh Back and Uph Seat Unit weight: 19 LB 8.6 KG Carton weight: 25 LB 11.34 KG Carton volume: 13 FT³ 0.36 MT³		List price									
		MVL2831C Luxhide bonded leather or fabric (previously MVL2831CF)									
		657									
		Ergonomic features: M, N		RTA 00		1 per carton		 			
 Armless Guest Bar Stool, Mesh Back and Uph Seat Unit weight: 24 LB 10.9 KG Carton weight: 34 LB 15.42 KG Carton volume: 15.75 FT³ 0.44 MT³		List price									
		MVL2831BSMU Luxhide bonded leather or fabric									
		812									
		Ergonomic features: M, N		RTA 00		1 per carton		 			
 Armless Guest Bar Stool, Uph Back and Seat Unit weight: 24 LB 10.9 KG Carton weight: 34 LB 15.42 KG Carton volume: 15.75 FT³ 0.44 MT³		List price									
		MVL2831BSUU Luxhide bonded leather or fabric									
		917									
		Ergonomic features: M, N		RTA 00		1 per carton		 			

DESCRIPTION	MODEL# / FEATURES																																									
	List price																																									
	MVL2832 636 Luxhide bonded leather or fabric (previously MVL2832F)																																									
	Stacks 5 high.																																									
	<table><tr><th colspan="3">OVERALL DIMENSIONS</th><th colspan="3">SEAT DIMENSIONS</th><th colspan="2">BACK DIMENSIONS</th></tr><tr><th>W</th><th>D</th><th>H</th><th>W</th><th>D</th><th>H</th><th>W</th><th>H</th></tr><tr><td>IN 20</td><td>24</td><td>34.5</td><td>19.5</td><td>18</td><td>17.5</td><td>19</td><td>17</td></tr><tr><td>MM 508</td><td>610</td><td>876</td><td>495</td><td>457</td><td>445</td><td>483</td><td>432</td></tr></table>										OVERALL DIMENSIONS			SEAT DIMENSIONS			BACK DIMENSIONS		W	D	H	W	D	H	W	H	IN 20	24	34.5	19.5	18	17.5	19	17	MM 508	610	876	495	457	445	483	432
	OVERALL DIMENSIONS			SEAT DIMENSIONS			BACK DIMENSIONS																																			
W	D	H	W	D	H	W	H																																			
IN 20	24	34.5	19.5	18	17.5	19	17																																			
MM 508	610	876	495	457	445	483	432																																			
Back exterior upholstered in Jenny, Ebony (JN02).																																										
<div>Unit weight: 20 LB 9.1 KG Carton weight: 26 LB 11.79 KG Carton volume: 13 FT³ 0.36 MT³</div>																																										
Ergonomic features: M, N																																										
<div>RTA 001 per carton</div> <div></div>																																										

	List price																																									
	MVL2832C 749 Luxhide bonded leather or fabric (previously MVL2832CF)																																									
	<table><tr><th colspan="3">OVERALL DIMENSIONS</th><th colspan="3">SEAT DIMENSIONS</th><th colspan="2">BACK DIMENSIONS</th></tr><tr><th>W</th><th>D</th><th>H</th><th>W</th><th>D</th><th>H</th><th>W</th><th>H</th></tr><tr><td>IN 20</td><td>24</td><td>34.5</td><td>19.5</td><td>18</td><td>17.5</td><td>19</td><td>17</td></tr><tr><td>MM 508</td><td>610</td><td>876</td><td>495</td><td>457</td><td>445</td><td>483</td><td>432</td></tr></table>										OVERALL DIMENSIONS			SEAT DIMENSIONS			BACK DIMENSIONS		W	D	H	W	D	H	W	H	IN 20	24	34.5	19.5	18	17.5	19	17	MM 508	610	876	495	457	445	483	432
	OVERALL DIMENSIONS			SEAT DIMENSIONS			BACK DIMENSIONS																																			
	W	D	H	W	D	H	W	H																																		
IN 20	24	34.5	19.5	18	17.5	19	17																																			
MM 508	610	876	495	457	445	483	432																																			
Back exterior upholstered in Jenny, Ebony (JN02).																																										
<div>Unit weight: 20 LB 9.1 KG Carton weight: 26 LB 11.79 KG Carton volume: 13 FT³ 0.36 MT³</div>																																										
Ergonomic features: M, N																																										
<div>RTA 001 per carton</div> <div></div>																																										

IONIC BENCHES



model MLUB-2

STANDARD FEATURES

- Upholstered bench with signature H-legs and generous seating area in one, two and three seater options.
- Durable and ideal for open spaces and common areas.
- 2" thick fully upholstered cushions banded on all four sides.
- Cushion is secured to H-legs with T-nuts.
- Can be upholstered in all Global grade 1 seating textiles or in Luxhide bonded leather (see page 142).
- Shipped easy to assemble.
- Limited Lifetime Warranty (5-year exceptions apply - see page 146).
- Weight capacity for this series is 300 lbs.

LEG FINISHES

- Legs are painted in a durable Sandtex finish with low profile plastic glides. Available in the following finishes:
TBL Black
TDW Designer White
TTU Tungsten

ALTERNATE TEXTILE OPTIONS

- Graded-in textiles are available. No minimum quantities. Contact Customer Service for pricing.

COMPLEMENTARY COFFEE TABLES

- For Ionic coffee tables, see page 106.

DESCRIPTION

MODEL# / FEATURES

One Seater Bench

Unit weight: 19 LB | 8.6 KG

Carton weight: 24 LB | 10.89 KG

Carton volume: 3 FT³ | 0.08 MT³

List price

MLUB-1

649

OVERALL DIMENSIONS			SEAT DIMENSIONS			BACK DIMENSIONS		
	W	D	H	W	D	H	W	H
IN	26.5	20.5	18	-	-	-	-	-
MM	673	521	457	-	-	-	-	-
RTA 1		courier		1 cartons		CANADA		

Two Seater Bench

Unit weight: 26 LB | 11.8 KG

Carton weight: 32 LB | 14.51 KG

Carton volume: 4 FT³ | 0.11 MT³

List price

MLUB-2

780

OVERALL DIMENSIONS			SEAT DIMENSIONS			BACK DIMENSIONS		
	W	D	H	W	D	H	W	H
IN	42.5	20.5	18	-	-	-	-	-
MM	1080	521	457	-	-	-	-	-
RTA 1		courier		1 cartons		CANADA		

Three Seater Bench

Unit weight: 43 LB | 19.5 KG

Carton weight: 51 LB | 23.13 KG

Carton volume: 6 FT³ | 0.16 MT³

List price

MLUB-3

996

OVERALL DIMENSIONS			SEAT DIMENSIONS			BACK DIMENSIONS		
	W	D	H	W	D	H	W	H
IN	63.5	20.5	18	-	-	-	-	-
MM	1613	521	457	-	-	-	-	-
RTA 1		courier		1 cartons		CANADA		

JAVA



model OTG10902

STANDARD FEATURES

- Tilter chair with durable rear shroud.
- Flared fixed loop arms.
- Black frame and Black spider base.
- Dual wheel carpet casters (C65) are standard.
- Only available in Black mesh fabric (MS20) seat with contrasting Grey mesh back.
- Compliant with the emissions guidelines set by the GREENGUARD Environmental Institute.
- Limited Lifetime Warranty (2-year exceptions apply - see page 146).
- Weight capacity for this series is 300 lbs.

CHAIR ADJUSTMENTS

- Center tilt with upright position tilt lock.
- Tilt tension adjustment.
- Pneumatic seat height adjustment.

OPTIONAL FEATURES

- Hard surface flooring casters (**C65R**) can be purchased separately. Add \$96/set.

DESCRIPTION

MODEL# / FEATURES



High Back Tilter
Unit weight: 23 LB | 10.5 KG
Carton weight: 28 LB | 12.7 KG
Carton volume: 3.4 FT³ | 0.09 MT³

Ergonomic features:
A, B, C, M, N, S

List price								
OTG10902								
407								
OVERALL DIMENSIONS			SEAT DIMENSIONS			BACK DIMENSIONS		
	W	D	H	W	D	H	W	H
IN	24	23	39	19.5	17	17-21	18	20
MM	610	584	991	495	432	432-533	457	508
RTA 8			courier			1 per carton		

KAYSEE



model OTG12112B

STANDARD FEATURES

- Mesh high back tilter chair.
- Standard with height adjustable T-arms with self-skinned urethane (SSU) armcaps.
- Black base with dual wheel carpet casters (C1) are standard.
- Only available with Black Luxhide bonded leather seat and Black mesh back.
- Compliant with the emissions guidelines set by the GREENGUARD Environmental Institute.
- Limited Lifetime Warranty (2-year exceptions apply - see page 146).
- Weight capacity for this series is 300 lbs.

CHAIR ADJUSTMENTS

- Center tilt with upright position tilt lock.
- Tilt tension adjustment.
- Height adjustable flexible lumbar support.
- Pneumatic seat height adjustment.

OPTIONAL FEATURES

- Hard surface flooring casters (C9R) can be purchased separately. Add \$96/set.

DESCRIPTION

MODEL# / FEATURES



High Back Tilter

Unit weight: 34 LB | 15.5 KG
Carton weight: 40 LB | 18.14 KG
Carton volume: 4.1 FT³ | 0.11 MT³

Ergonomic features:
A, B, C, D, H, S, M, N

List price

OTG12112B

487

OVERALL DIMENSIONS			SEAT DIMENSIONS			BACK DIMENSIONS		
	W	D	H	W	D	H	W	H
IN	25	24	41	20	18	16.5-20.5	18	22
MM	635	610	1041	508	457	419-521	457	559
RTA 8			courier			1 per carton		
						GREENGUARD		

KAZAN



model OTG11670B

STANDARD FEATURES

- Unique design by Zooley Chu.
- Comfortable multi-segmented cushions with deep padding.
- Double needle decorative stitch details.
- Fully upholstered arms.
- Dual wheel carpet casters (C65) are standard
- Seating surfaces are upholstered in Black Luxhide bonded leather.
- Compliant with the emissions guidelines set by the GREENGUARD Environmental Institute.
- Limited Lifetime Warranty (2-year exceptions apply - see page 146).
- Weight capacity for this series is 300 lbs.

CHAIR ADJUSTMENTS

- Center tilt with upright position tilt lock.
- Tilt tension adjustment.
- Pneumatic seat height adjustment.

OPTIONAL FEATURES

- Hard surface flooring casters (C65R) can be purchased separately. Add \$96/set.

DESCRIPTION

MODEL# / FEATURES



High Back Tilter

Unit weight: 54 LB | 24.5 KG
Carton weight: 60 LB | 27.22 KG
Carton volume: 8 FT³ | 0.22 MT³

Ergonomic features:
A, B, C, M, N, S

List price

OTG11670B

798

OVERALL DIMENSIONS				SEAT DIMENSIONS			BACK DIMENSIONS	
	W	D	H	W	D	H	W	H
IN	25.5	29.5	46	21.5	20	17-21	17.5	27.5
MM	648	749	1168	546	508	432-533	445	699
RTA 8			courier			1 per carton		
						GREENGUARD		

KYLIE



model OTG11355C

STANDARD FEATURES


- Lightweight multi-purpose stacking chairs.
- Durable and easy to clean reinforced polypropylene.
- Stackable up to 4 high on floor.
- Stackable up to 8 high on dolly (OTG6756).
- Available in Cadet **(C)**, Grey **(G)** and White **(W)**.
- Integrated non-slip glides.
- Shipped assembled (3 in a carton).
- Compliant with the emissions guidelines set by the GREENGUARD Environmental Institute.
- Limited Lifetime Warranty (2-year exceptions apply - see page 146).
- Weight capacity for this series is 300 lbs.

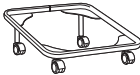
DESCRIPTION

MODEL# / FEATURES



Armless Stacking Chair
Unit weight: 9.5 LB | 4.3 KG
Carton weight: 11.67 LB | 5.29 KG
Carton volume: 11 FT³ | 0.31 MT

List price								
OTG11355C OTG11355G OTG11355W	266							
OVERALL DIMENSIONS			SEAT DIMENSIONS			BACK DIMENSIONS		
	W	D	H	W	D	H	W	H
	IN 19	20	32	15.75	17	18	19	13.5
	MM 483	508	813	400	432	457	483	343
Stacks 4 high on floor.								
RTA 00			3 per carton (pricing and specifications are for one chair)					
								



Dolly
Unit weight: 10 LB | 4.5 KG
Carton weight: 11 LB | 4.99 KG
Carton volume: 2.4 FT³ | 0.06 MT

List price								
OTG6756		390						

LITE-LIFT




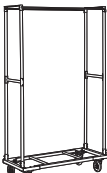
model OTG11674



STANDARD FEATURES

- Multi-purpose folding chair.
- Lightweight, durable, portable and easy to clean.
- Folds flat for compact storage.
- Molded plastic seat and back in Oyster Grey only.
- Strong steel frame in Charcoal color with epoxy coating.
- Stackable up to 25 high on dolly (MVL2776). Chairs must be aligned in the same direction.
- Shipped fully assembled.
- Limited Lifetime Warranty (1-year exceptions apply - see page 146).
- Weight capacity for this series is 200 lbs.

For complementary Lite-Lift folding tables, see page 121.

DESCRIPTION		MODEL# / FEATURES							
 Armless Folding Chairs - Set of 4 Unit weight: 12 LB 5.5 KG Carton weight: 54 LB 24.49 KG Carton volume: 5.23 FT³ 0.14 MT³		List price							
	OTG11674	524							
		OVERALL DIMENSIONS		SEAT DIMENSIONS			BACK DIMENSIONS		
		W	D	H	W	D	H	W	H
		IN 19	22	33.5	16	17	17.5	18.5	17
		MM 483	559	851	406	432	445	470	432
		RTA 00		courier		1 carton (pricing is for the set, specifications are for one chair)			
 Dolly Unit weight: 43 LB 19.5 KG Carton weight: 48 LB 21.77 KG Carton volume: 3.08 FT³ 0.08 MT³		List price							
	MVL2776	544							
		OVERALL DIMENSIONS		SEAT DIMENSIONS			BACK DIMENSIONS		
		W	D	H	W	D	H	W	H
		IN 18.5	43.5	74.75	-	-	-	-	-
		MM 470	1105	1899	-	-	-	-	-
		RTA 8		courier		1 per carton			
						Stacks OTG11674 chairs horizontally in the same direction, up to 25 high.			

LUMI



model OTG11357

STANDARD FEATURES

- High transparency mesh back synchro-tilter chair.
- Features a contoured back frame and a thick seat cushion.
- Standard with height adjustable T-arms with sliding (depth) and rotating armcaps.
- Mesh back is available in Grey only.
- Dual wheel carpet casters (C1) are standard.
- Seating surfaces can be upholstered in all Global grade 1 seating textiles or in Luxhide bonded leather (see page 142).
- Compliant with the emissions guidelines set by the GREENGUARD Environmental Institute.
- Limited Lifetime Warranty (5-year exceptions apply - see page 146).
- Weight capacity for this series is 300 lbs.

CHAIR ADJUSTMENTS

- Synchro tilt with multi position tilt lock.
- Tilt tension adjustment.
- Pneumatic seat height adjustment.

OPTIONAL FEATURES

- Hard surface flooring casters (**C9R**) can be purchased separately. Add \$96/set.

DESCRIPTION

MODEL# / FEATURES



Synchro-Tilter, Mesh Back and Uph Seat

Unit weight: 32.5 LB | 14.8 KG
Carton weight: 37 LB | 16.78 KG
Carton volume: 4.6 FT³ | 0.13 MT³

Ergonomic features:
A, B, C, H, L, M, N, R

List price								
620								
OVERALL DIMENSIONS			SEAT DIMENSIONS			BACK DIMENSIONS		
	W	D	H	W	D	H	W	H
IN	25.75	24	38.75	19	18	17.75-21.75	18.5	19.5
MM	654	610	984	483	457	451-552	470	495
RTA 8			courier			GREENGUARD		
			1 per carton					

M-TASK



model MVL2911

model MVL2914

STANDARD FEATURES

- Full function ergonomic seating. Canadian made.
- Slim profile with highly contoured back and waterfall seat front.
- Available with two different mechanism options: synchro-tilter and multi-tilter.
- Standard with height and width adjustable T-arms with durable self-skinned urethane (SSU) armcaps.
- Dual wheel carpet casters (C1) are standard.
- MVL2912 and MVL2914 feature a height and angle adjustable headrest.
- Seating surfaces can be upholstered in Luxhide bonded leather (various colors) or in all Global grade 1 seating textiles (see page 142).
- Compliant with the emissions guidelines set by the GREENGUARD Environmental Institute.
- Limited Lifetime Warranty (5-year exceptions apply - see page 146).
- Weight capacity for this series is 300 lbs.

CHAIR ADJUSTMENTS













- **Synchro-tilter chairs**
 - Synchro tilt with multi-position tilt lock.
 - Tilt tension adjustment.
 - Ratchet back height adjustment.
 - Pneumatic seat height adjustment.
- **Multi-tilter chairs**
 - Center tilt with infinite position tilt lock.
 - Tilt tension adjustment.
 - Independent back and seat angle adjustment.
 - Forward seat angle adjustment.
 - Ratchet back height adjustment.
 - Sliding seat depth adjustment.
 - Pneumatic seat height adjustment.


OPTIONAL FEATURES

- For hard surface flooring casters, please specify (C9R). Add \$21/set.

ALTERNATE TEXTILE OPTIONS

- Graded-in textiles are available. No minimum quantities. Contact Customer Service for pricing.
- Bantam is a durable, bleach cleanable (9:1) vinyl, but due to the stiff nature of the textile, this vinyl is prone to bunching and will not upholster as smoothly as other coverings in this series.

DESCRIPTION	MODEL# / FEATURES									
	List price									
	MVL2911 798 Luxhide bonded leather or fabric (previously MVL2911F)									
	OVERALL DIMENSIONS			SEAT DIMENSIONS			BACK DIMENSIONS			
	W	D	H	W	D	H	W	H		
IN 25	23	40.5	20.5	17.5	16.5-21.5	19	22			
MM 635	584	1029	521	445	419-546	483	559			
Ergonomic features:										
A, B, C, D, H, L, M, N, Q										<div><div>RTA 2</div><div> 1 per carton</div><div> </div></div>
High Back Synchro-Tilter Unit weight: 44 LB 20 KG Carton weight: 56 LB 25.4 KG Carton volume: 10.5 FT³ 0.29 MT³										
	List price									
	MVL2912 911 Luxhide bonded leather or fabric (previously MVL2912F)									
	OVERALL DIMENSIONS			SEAT DIMENSIONS			BACK DIMENSIONS			
	W	D	H	W	D	H	W	H		
IN 25	23	48	20.5	17.5	16.5-21.5	19	29			
MM 635	584	1219	521	445	419-546	483	737			
Ergonomic features:										
A, B, C, D, H, L, M, N, Q										<div><div>RTA 2</div><div> 1 per carton</div><div> </div></div>
Executive Back Synchro-Tilter w/Adj. Headrest Unit weight: 49 LB 22.3 KG Carton weight: 62 LB 28.12 KG Carton volume: 11 FT³ 0.31 MT³										
	List price									
	MVL2913 828 Luxhide bonded leather or fabric (previously MVL2913F)									
	OVERALL DIMENSIONS			SEAT DIMENSIONS			BACK DIMENSIONS			
	W	D	H	W	D	H	W	H		
IN 25	24	41	20.5	18	17-22	19	22			
MM 635	610	1041	521	457	432-559	483	559			
Ergonomic features:										
A, B, C, D, E, F, G, H, M, N, Q, S										<div><div>RTA 2</div><div> 1 per carton</div><div> </div></div>
High Back Multi-Tilter Unit weight: 50 LB 22.7 KG Carton weight: 62 LB 28.12 KG Carton volume: 10.5 FT³ 0.29 MT³										

DESCRIPTION		MODEL# / FEATURES										
	List price											
	MVL2914	945										
	Luxhide bonded leather or fabric (previously MVL2914F)											
Executive Back Multi-Tilter w/Adj. Headrest				OVERALL DIMENSIONS			SEAT DIMENSIONS			BACK DIMENSIONS		
Unit weight: 51 LB 23.2 KG				W	D	H	W	D	H	W	H	
Carton weight: 63 LB 28.58 KG				IN 25	24	48	20.5	18	17-22	19	29	
Carton volume: 11 FT³ 0.31 MT³				MM 635	610	1219	521	457	432-559	483	737	
		Ergonomic features:		RTA 2		courier		1 per carton		CANADA CREDIT		GREENGUARD
		A, B, C, D, E, F, G, H, M, N, Q, S										








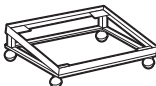



MINTO



model MVL2747

STANDARD FEATURES

- Multi-purpose stacking chairs. Canadian made.
- Fully upholstered seat and back.
- Four-legged round steel tube frame.
- Armchair has polypropylene armcaps.
- Stackable up to 5 high on floor or on optional dolly (MVL2749).
- Can be upholstered in all Global grade 1 seating textiles with the exception of Luxhide (see page 142).
- Compliant with the emissions guidelines set by the GREENGUARD Environmental Institute.
- Shipped fully assembled.
- Limited Lifetime Warranty (5-year exceptions apply - see page 146).
- Weight capacity for this series is 300 lbs.
- Bantam is a durable, bleach cleanable (9:1) vinyl, but due to the stiff nature of the textile, this vinyl is prone to bunching and will not upholster as smoothly as other coverings in this series.

DESCRIPTION	MODEL# / FEATURES									
	List price									
	MVL2747	256								
	Stacks 5 high.									
	Ergonomic features: M, N									
	<div><div>RTA 00</div><div>2 per carton (pricing and specifications are for one chair)</div><div></div><div></div></div>									
	List price									
	MVL2748	199								
	Stacks 5 high.									
	Ergonomic features: M, N									
	<div><div>RTA 00</div><div></div><div>2 per carton (pricing and specifications are for one chair)</div><div></div><div></div></div>									
	List price									
	MVL2749	279								
	Black steel frame on 2" casters.									
	Accommodates MVL2747 and MVL2748 chairs, up to 5 high.									
	<div><div>RTA 1</div><div></div><div>1 per carton</div><div></div><div></div></div>									
<div><div><div><div><div><div>Low Back Stacking Armchair</div><div>Unit weight: 15 LB 6.8 KG</div><div>Carton weight: 18 LB 8.16 KG</div><div>Carton volume: 12.75 FT³ 0.36 MT³</div></div></div><div><div><div>Armless Low Back Stacking Chair</div><div>Unit weight: 14 LB 6.4 KG</div><div>Carton weight: 17 LB 7.71 KG</div><div>Carton volume: 11.25 FT³ 0.31 MT³</div></div></div><div><div><div>Dolly</div><div>Unit weight: 13 LB 5.9 KG</div><div>Carton weight: 16 LB 7.26 KG</div><div>Carton volume: 3.8 FT³ 0.1 MT³</div></div></div></div></div></div>										

MVL FILE BUDDY



model MVL1105

STANDARD FEATURES



- Swivel stool ideal for filing and any mobile desk.
- Five-legged injection molded base available in Black only
- Dual wheel carpet casters (C65) are standard.
- 13.5" diameter seat upholstered in Black vinyl (70).
- Compliant with the emissions guidelines set by the GREENGUARD Environmental Institute.
- Limited Lifetime Warranty (5-year exceptions apply - see page 146).
- Weight capacity for this series is 300 lbs.

CHAIR ADJUSTMENTS

- Pneumatic seat height adjustment.

OPTIONAL FEATURES

- For hard surface flooring casters, please specify (C65R). Add \$21/set.

DESCRIPTION		MODEL# / FEATURES	
		List price	
		MVL1105	284
 <p>Swivel Stool - 5" Pneumatic, 20" Base Unit weight: 11 LB 5 KG Carton weight: 14 LB 6.35 KG Carton volume: 2.5 FT³ 0.07 MT³</p>			
		List price	
		MVL1110	351
 <p>Swivel Stool - 10" Pneumatic, 22" Base Unit weight: 14 LB 6.4 KG Carton weight: 17 LB 7.71 KG Carton volume: 2.9 FT³ 0.08 MT³</p>			
		List price	
		MVL1110	351

OVERTIME



model MVL2756

STANDARD FEATURES

- Canadian made, full function ergonomic chair designed to promote good posture and provide comfort for long-term sitting.
- High comfort seat made from variable density seat foams and a memory foam top.
- Standard with height and width adjustable T-arms with durable self-skinned urethane (SSU) armcaps.
- Dual wheel carpet casters (C65) are standard.
- Seating surfaces can be upholstered in Luxhide bonded leather, in various colors or in all Global grade 1 seating textiles (see page 142).
- Compliant with the emissions guidelines set by the GREENGUARD Environmental Institute.
- Limited Lifetime Warranty (5-year exceptions apply - see page 146).
- Weight capacity for this series is 300 lbs.

CHAIR ADJUSTMENTS

- Multi-tilter mechanism with infinite position tilt lock.
- Infinite position back and seat angle adjustments, including forward tilt.
- Ratchet back height adjustment.
- Pneumatic seat height adjustment.

OPTIONAL FEATURES

- For hard surface flooring casters, please specify (C65R). Add \$21/set.
- For optional sliding seat depth adjustment, please specify (MD). Add \$32.

ALTERNATE TEXTILE OPTIONS

- Graded-in textiles are available. No minimum quantities. Contact Customer Service for pricing.

DESCRIPTION

MODEL# / FEATURES



High Back Multi-Tilter
Unit weight: 58 LB | 26.4 KG
Carton weight: 63 LB | 28.58 KG
Carton volume: 10.5 FT³ | 0.29 MT³

List price
MVL2756 727
Luxhide bonded leather
or fabric (previously MVL2756F)

Ergonomic features:
A, B, C, D, F, G, H, M, N, Q, S

OVERALL DIMENSIONS			SEAT DIMENSIONS			BACK DIMENSIONS	
W	D	H	W	D	H	W	H
IN 26 MM 660	24.5 622	40 1016	19.5 495	18 457	17-21 432-533	19 483	19-21.5 483-546

RTA 2

courier

1 per carton

CANADA

certified

OVERTIME 350



model MVL13040

STANDARD FEATURES

- Canadian made, specifically intended for users of above average height and/or weight. Not intended for average size users.
- High comfort seat made from variable density seat foams and a memory foam top.
- Standard with height and width adjustable T-arms with sliding, rotating and lockable armcaps.
- Width adjustable arm extensions are standard.
- Dual wheel carpet casters (C65) are standard.
- Seating surfaces can be upholstered in Luxhide bonded leather, in various colors or in all Global grade 1 seating textiles (see page 142).
- Compliant with the emissions guidelines set by the GREENGUARD Environmental Institute.
- Limited Lifetime Warranty (5-year exceptions apply - see page 146).
- Weight capacity for this series is 350 lbs.

CHAIR ADJUSTMENTS

- Multi-tilter mechanism with infinite position tilt lock.
- Infinite position back and seat angle adjustments, including forward tilt.
- Ratchet back height adjustment.
- Pneumatic seat height adjustment.
- Seat depth adjustment.

OPTIONAL FEATURES

- For hard surface flooring casters, please specify (C65R). Add \$21/set.

ALTERNATE TEXTILE OPTIONS

- Graded-in textiles are available. No minimum quantities. Contact Customer Service for pricing.

DESCRIPTION

MODEL# / FEATURES



High Back Heavy Duty Multi-Tilter
Unit weight: 62 LB | 28.2 KG
Carton weight: 68 LB | 30.84 KG
Carton volume: 15.5 FT³ | 0.43 MT³

List price
MVL13040 1023
Luxhide bonded leather
or fabric (previously MVL13040F)

Ergonomic features:
A, B, C, D, E, F, G, H, M, N, Q, R, S

OVERALL DIMENSIONS			SEAT DIMENSIONS			BACK DIMENSIONS	
W	D	H	W	D	H	W	H
IN 26 MM 660	26 660	42 1067	21 533	18-21 457-533	19-23 483-584	20.5 521	19.5-23 495-584

RTA 2

1 per carton

CANADA

certified

OVERTIME 350M



model MVL13090

STANDARD FEATURES

- Canadian made, specifically intended for users of above average height and/or weight. Not intended for average size users.
- High comfort seat made from Ultracell high density, highly resilient foam.
- Breathable mesh back.
- Standard with height and width adjustable T-arms with sliding, rotating and lockable armcaps.
- Dual wheel carpet casters (C65) are standard.
- Seating surfaces can be upholstered in Luxhide bonded leather, in various colors or in all Global grade 1 seating textiles (see page 142).
- Mesh back available in Charcoal only.
- Compliant with the emissions guidelines set by the GREENGUARD Environmental Institute.
- Limited Lifetime Warranty (5-year exceptions apply - see page 146).
- Weight capacity for this series is 350 lbs.

CHAIR ADJUSTMENTS




- Multi-tilter mechanism with infinite position tilt lock.
- Infinite position back and seat angle adjustments, including forward tilt.
- Adjustable lumbar support.
- Pneumatic seat height adjustment.
- Seat depth adjustment.

OPTIONAL FEATURES

- For hard surface flooring casters, please specify (C65R). Add \$21/set.

ALTERNATE TEXTILE OPTIONS

- Graded-in textiles are available (seat only). No minimum quantities. Contact Customer Service for pricing.

DESCRIPTION		MODEL# / FEATURES																																			
		List price																																			
	MVL13090	956																																			
	Luxhide bonded leather or fabric																																				
	<table><tr><th colspan="3">OVERALL DIMENSIONS</th><th colspan="3">SEAT DIMENSIONS</th><th colspan="2">BACK DIMENSIONS</th></tr><tr><th></th><th>W</th><th>D</th><th>H</th><th>W</th><th>D</th><th>H</th><th>W</th><th>H</th></tr><tr><td>IN</td><td>26.5</td><td>23.5</td><td>43.5</td><td>21</td><td>17-20</td><td>18-22</td><td>20</td><td>23.5</td></tr><tr><td>MM</td><td>673</td><td>597</td><td>1105</td><td>533</td><td>432-508</td><td>457-559</td><td>508</td><td>597</td></tr></table>		OVERALL DIMENSIONS			SEAT DIMENSIONS			BACK DIMENSIONS			W	D	H	W	D	H	W	H	IN	26.5	23.5	43.5	21	17-20	18-22	20	23.5	MM	673	597	1105	533	432-508	457-559	508	597
	OVERALL DIMENSIONS			SEAT DIMENSIONS			BACK DIMENSIONS																														
	W	D	H	W	D	H	W	H																													
IN	26.5	23.5	43.5	21	17-20	18-22	20	23.5																													
MM	673	597	1105	533	432-508	457-559	508	597																													
Mesh High Back Heavy Duty Multi-Tilter Unit weight: 54 LB 24.5 KG Carton weight: 66 LB 29.94 KG Carton volume: 11.75 FT³ 0.33 MT³	Ergonomic features: A, B, C, D, E, F, G, H, M, N, Q, R, S		<div>RTA 2</div>	1 per carton																																	

OVERTIME 350S



model MVL13048

STANDARD FEATURES

- Canadian made, specifically intended for users of above average height and/or weight. Not intended for average size users.
- High comfort seat made from Ultracell high density, highly resilient foam.
- Back features side cut-outs to allow space for holsters or utility belt items.
- Standard with height and width adjustable T-arms with sliding, rotating and lockable armcaps.
- Dual wheel carpet casters (C10) are standard.
- Seating surfaces can be upholstered in Luxhide bonded leather, in various colors or in all Global grade 1 seating textiles (see page 142).
- Compliant with the emissions guidelines set by the GREENGUARD Environmental Institute.
- Limited Lifetime Warranty (5-year exceptions apply - see page 146).
- Weight capacity for this series is 350 lbs.

CHAIR ADJUSTMENTS

- Infinite position back and seat angle adjustments, including forward tilt.
- Ratchet back height adjustment.
- Pneumatic seat height adjustment.
- Seat depth adjustment.

OPTIONAL FEATURES

- For hard surface flooring casters, please specify (C10R). Add \$20/set.

ALTERNATE TEXTILE OPTIONS

- Graded-in textiles are available. No minimum quantities. Contact Customer Service for pricing.

DESCRIPTION

MODEL# / FEATURES



Heavy Duty Security Multi-Tilter

Unit weight: 56 LB | 25.5 KG
Carton weight: 63 LB | 28.58 KG
Carton volume: 13 FT³ | 0.36 MT³

List price
MVL13048
Luxhide bonded leather
or fabric

Ergonomic features:
A, C, D, E, G, H, M, N, Q, R

List price

956

OVERALL DIMENSIONS
W D H

IN 27.5 25 41
MM 699 635 1041

SEAT DIMENSIONS
W D H

22 18.5-21.5 18.5-22.5
559 470-546 470-572

BACK DIMENSIONS
W H

21 19.5-22
533 495-559

RTA 2

1 per carton



Armless Heavy Duty Security Multi-Tilter

Unit weight: 48 LB | 21.8 KG
Carton weight: 55 LB | 24.95 KG
Carton volume: 13 FT³ | 0.36 MT³

List price
MVL13049
Luxhide bonded leather
or fabric

Ergonomic features:
A, C, D, E, G, M, N

List price

840

OVERALL DIMENSIONS
W D H

IN 22 25 41
MM 559 635 1041

SEAT DIMENSIONS
W D H

22 18.5-21.5 18.5-22.5
559 470-546 470-572

BACK DIMENSIONS
W H

21 19.5-22
533 495-559

RTA 2

1 per carton



PART-TIME



model MVL2836



model MVL2847

STANDARD FEATURES

- Canadian made, value priced, general office seating.
- Available with two different mechanism options: task or posture task.
- Contoured cushions and waterfall seat edge.
- Standard with height adjustable T-arms with self-skinned urethane (SSU) armcaps (except armless models).
- Dual wheel carpet casters (C65) are standard.
- Can be upholstered in all Global grade 1 seating textiles with the exception of Luxhide (see page 142).
- Compliant with the emissions guidelines set by the GREENGUARD Environmental Institute.
- Limited Lifetime Warranty (5-year exceptions apply - see page 146).
- Weight capacity for this series is 300 lbs.

CHAIR ADJUSTMENTS

- **Task chairs**
 - Infinite position back angle adjustment.
 - Seat depth adjustment.
 - Pneumatic seat height adjustment.
- **Posture task chairs**
 - Infinite position back angle adjustment.
 - Manual back height adjustment.
 - Pneumatic seat height adjustment.

OPTIONAL FEATURES

- For hard surface flooring casters, please specify (**C65R**). Add \$21/set.
- Bantam is a durable, bleach cleanable (9:1) vinyl, but due to the stiff nature of the textile, this vinyl is prone to bunching and will not upholster as smoothly as other coverings in this series.

DESCRIPTION

MODEL# / FEATURES



Armless Task
Unit weight: 27 LB | 12.3 KG
Carton weight: 33 LB | 14.97 KG
Carton volume: 6.5 FT³ | 0.18 MT³

MVL2836
Fabric (previously MVL2836F)

List price

315

OVERALL DIMENSIONS			SEAT DIMENSIONS			BACK DIMENSIONS	
W	D	H	W	D	H	W	H
IN 20.5 MM 521	24.5 622	36.5 927	20.5 521	17-18 432-457	16.5-21.5 419-546	19 483	20 508

Ergonomic features:
C, E, M, N



1 per carton



Armless Posture Task
Unit weight: 31 LB | 14.1 KG
Carton weight: 37 LB | 16.78 KG
Carton volume: 6.5 FT³ | 0.18 MT³

MVL2837
Fabric (previously MVL2837F)

List price

369

OVERALL DIMENSIONS			SEAT DIMENSIONS			BACK DIMENSIONS	
W	D	H	W	D	H	W	H
IN 20.5 MM 521	24 610	37.5 953	20.5 521	17.5 445	16.5-21.5 419-546	19 483	16-20 406-508

Ergonomic features:
C, D, G, M, N



1 per carton



Task w/Arms
Unit weight: 33 LB | 15 KG
Carton weight: 39 LB | 17.69 KG
Carton volume: 7 FT³ | 0.19 MT³

MVL2846
Fabric (previously MVL2846F)

List price

398

OVERALL DIMENSIONS			SEAT DIMENSIONS			BACK DIMENSIONS	
W	D	H	W	D	H	W	H
IN 26.5 MM 673	24.5 622	36.5 927	20.5 521	17-18 432-457	16.5-21.5 419-546	19 483	20 508

Ergonomic features:
C, E, H, M, N



1 per carton



Posture Task w/Arms
Unit weight: 37 LB | 16.8 KG
Carton weight: 43 LB | 19.5 KG
Carton volume: 8.5 FT³ | 0.24 MT³

MVL2847
Fabric (previously MVL2847F)

List price

453

OVERALL DIMENSIONS			SEAT DIMENSIONS			BACK DIMENSIONS	
W	D	H	W	D	H	W	H
IN 26.5 MM 673	24 610	37.5 953	20.5 521	17.5 445	16.5-21.5 419-546	19 483	16-20 406-508

Ergonomic features:
C, D, G, H, M, N



1 per carton



PETRA



model OTG11320B

STANDARD FEATURES


- Breathable mesh back.
- Standard with height adjustable T-arms with self-skinned urethane (SSU) armcaps.
- Scuff resistant base.
- Dual wheel carpet casters (C65) are standard.
- Only available in Black mesh fabric (MS20) seat with a Black mesh back.
- Compliant with the emissions guidelines set by the GREENGUARD Environmental Institute.
- Limited Lifetime Warranty (2-year exceptions apply - see page 146).
- Weight capacity for this series is 300 lbs.

CHAIR ADJUSTMENTS

- Center tilt with upright position tilt lock.
- Tilt tension adjustment.
- Pneumatic seat height adjustment.

OPTIONAL FEATURES

- Hard surface flooring casters (**C65R**) can be purchased separately. Add \$96/set.

DESCRIPTION		MODEL# / FEATURES	
 <p>Mesh Back Tilter Unit weight: 29 LB 13.2 KG Carton weight: 36.45 LB 16.53 KG Carton volume: 4.7 FT³ 0.13 MT³</p>		List price	
	OTG11320B	525	
</			

PLAN



model OTG13072

STANDARD FEATURES

- Upholstered seat and Black cellular mesh back.
- Height adjustable lumbar support.
- Available with three arm options - armless, fixed arms, and height adjustable arms with soft self-skinned urethane (SSU) armcaps.
- Dual wheel carpet casters (C1) are standard.
- Seats can be upholstered in Luxhide bonded leather (various colors) or in all Global grade 1 seating textiles (see page 142).
- Limited Lifetime Warranty (5-year exceptions apply - see page 146).
- Weight capacity for this series is 300 lbs.

CHAIR ADJUSTMENTS

- Synchro tilter mechanism with upright position tilt lock.
- Tilt tension adjustment.
- Pneumatic seat height adjustment.

OPTIONAL FEATURES

- Hard surface flooring casters (**C65R**) can be purchased separately. Add \$96/set.
- Arm sets can be purchased separately.

ALTERNATE TEXTILE OPTIONS

- Graded-in textiles are available (seat only). No minimum quantities. Contact Customer Service for pricing.

DESCRIPTION

MODEL# / FEATURES



Armless Synchro-Tilter, Mesh High Back and Uph Seat

Unit weight: 25 LB | 11.4 KG
Carton weight: 32 LB | 14.51 KG
Carton volume: 6.5 FT³ | 0.18 MT³

Ergonomic features:
A, B, C, D, L, M, N

List price

OTG13070

515

OVERALL DIMENSIONS
W D H

IN 19 22 38
MM 483 559 965

SEAT DIMENSIONS
W D H

19 17 16.5-20.5
483 432 419-521

BACK DIMENSIONS
W H

17.5 20
445 508

RTA 8



1 per carton



Synchro-Tilter, Mesh High Back and Uph Seat w/Fixed Arms

Unit weight: 31 LB | 14.1 KG
Carton weight: 41 LB | 18.6 KG
Carton volume: 6.5 FT³ | 0.18 MT³

Ergonomic features:
A, B, C, D, L, M, N

List price

OTG13071

582

OVERALL DIMENSIONS
W D H

IN 25 22 38
MM 635 559 965

SEAT DIMENSIONS
W D H

19 17 16.5-20.5
483 432 419-521

BACK DIMENSIONS
W H

17.5 20
445 508

RTA 2



1 per carton



Synchro-Tilter, Mesh High Back and Uph Seat w/Arms

Unit weight: 31 LB | 14.1 KG
Carton weight: 41 LB | 18.6 KG
Carton volume: 6.5 FT³ | 0.18 MT³

Ergonomic features:
A, B, C, D, H, L, M, N

List price

OTG13072

651

OVERALL DIMENSIONS
W D H

IN 25 22 38
MM 635 559 965

SEAT DIMENSIONS
W D H

19 17 16.5-20.5
483 432 419-521

BACK DIMENSIONS
W H

17.5 20
445 508

RTA 2



1 per carton



Fixed T-Arms - 1 pair

Unit weight: 4 LB | 1.8 KG
Carton weight: 7.5 LB | 3.4 KG
Carton volume: 0.6 FT³ | 0.01 MT³

OTG13073

69

OVERALL DIMENSIONS
W D H

IN 3 10 11
MM 76 254 279

RTA 00



1 pair per carton (pricing is for the pair, specifications are for one arm)



Height Adjustable T-Arms - 1 pair

Unit weight: 5 LB | 2.3 KG
Carton weight: 8 LB | 3.63 KG
Carton volume: 0.6 FT³ | 0.01 MT³

OTG13074

135

OVERALL DIMENSIONS
W D H

IN 3.5 9.5 11.5
MM 89 241 292

RTA 00



1 pair per carton (pricing is for the pair, specifications are for one arm)

SAFARI



model OTG13026

STANDARD FEATURES

- Mesh back tilter chair.
- Compact design suitable for average to petite size individuals.
- Contoured Black mesh back with lumbar strap provides excellent support.
- Fixed loop arms.
- Black base with dual wheel carpet casters (C1) is standard.
- Seat can be upholstered in all Global grade 1 seating textiles or in Luxhide bonded leather (see page 142).
- Compliant with the emissions guidelines set by the GREENGUARD Environmental Institute.
- Limited Lifetime Warranty (5-year exceptions apply - see page 146).
- Weight capacity for this series is 300 lbs.

CHAIR ADJUSTMENTS

- Center tilt with upright position tilt lock.
- Tilt tension adjustment.
- Pneumatic seat height adjustment.

OPTIONAL FEATURES

- Hard surface flooring casters (**C9R**) can be purchased separately. Add \$96/set.

ALTERNATE TEXTILE OPTIONS

- Graded-in textiles are available (seat only). No minimum quantities. Contact Customer Service for pricing.

DESCRIPTION

MODEL# / FEATURES





Medium Mesh Back Tilter
Unit weight: 27 LB | 12.3 KG
Carton weight: 32 LB | 14.51 KG
Carton volume: 4.5 FT³ | 0.12 MT³

Ergonomic features:
A, B, C, M, N, S

List price

OTG13026

456

OVERALL DIMENSIONS				SEAT DIMENSIONS			BACK DIMENSIONS	
	W	D	H	W	D	H	W	H
IN	23	23.5	40	19	17	18.25-22.25	19	19
MM	584	597	991	483	432	464-565	483	483
<div><div>RTA 8</div><div><div></div><div>1 per carton</div></div></div>				<div><div></div><div>GREENGUARD</div></div>				

SIX 13



model OTG11613B

STANDARD FEATURES

- A value priced multi-tilter chair with many ergonomic features.
- Standard with height adjustable T-arms with self-skinned urethane (SSU) armcaps.
- Dual wheel carpet casters (C65) are standard.
- Upholstered in Black, Quilt (QL10) only.
- Compliant with the emissions guidelines set by the GREENGUARD Environmental Institute.
- Limited Lifetime Warranty (2-year exceptions apply - see page 146).
- Weight capacity for this series is 300 lbs.

CHAIR ADJUSTMENTS

- Multi-Center tilt with infinite position tilt lock.
- Infinite position back and seat angle adjustments.
- Concealed ratchet back height adjustment.
- Pneumatic seat height adjustment.

OPTIONAL FEATURES

- Hard surface flooring casters (**C65R**) can be purchased separately. Add \$96/set.

DESCRIPTION

MODEL# / FEATURES





Medium Back Multi-Tilter
Unit weight: 37 LB | 16.8 KG
Carton weight: 41 LB | 18.6 KG
Carton volume: 5.77 FT³ | 0.16 MT³

Ergonomic features:
A, B, C, D, G, H, M, N, S

List price

OTG11613B

622

OVERALL DIMENSIONS			SEAT DIMENSIONS			BACK DIMENSIONS		
	W	D	H	W	D	H	W	H
IN	25.5	24	39	21	18.5	17.5-22.5	20.5	17.5-19
MM	648	610	991	533	470	445-572	521	445-483
<div><div>RTA 8</div><div> 1 per carton</div></div>			<div></div>					

SIX 31



model OTG11631B

STANDARD FEATURES



- A great general purpose office chair.
- Contoured seat and back with thick cushions.
- Standard with height adjustable T-arms with self-skinned urethane (SSU) armcaps.
- Dual wheel carpet casters (C65) are standard.
- OTG11531B and OTG11631B are upholstered in Black, Quilt (QL10)
- Compliant with the emissions guidelines set by the GREENGUARD Environmental Institute.
- Limited Lifetime Warranty (2-year exceptions apply - see page 146).
- Weight capacity for this series is 300 lbs.

CHAIR ADJUSTMENTS

- **Multi-tilter chair**
 - Center tilt with infinite position tilt lock.
 - Tilt tension adjustment.
 - Independent back and seat angle adjustments.
 - Internal ratchet back height adjustment.
 - Seat depth adjustment.
 - Pneumatic seat height adjustment.
- **Operator chairs**
 - Center tilt with infinite position tilt lock.
 - Tilt tension adjustment.
 - Independent back and seat angle adjustments
 - Back height adjustment.
 - Pneumatic seat height adjustment.

OPTIONAL FEATURES

- Hard surface flooring casters (**C65R**) can be purchased separately. Add \$96/set.

DESCRIPTION	MODEL# / FEATURES									
 Medium Back Multi-Tilter Unit weight: 55 LB 25 KG Carton weight: 65 LB 29.48 KG Carton volume: 8 FT³ 0.22 MT³	List price									
	OTG11531B Black798									
	OVERALL DIMENSIONS			SEAT DIMENSIONS			BACK DIMENSIONS			
		W	D	H	W	D	H	W	H	
	IN	25.5	24	42.5	20	17	19-23	19.5	20.5-23.5	
MM	648	610	1080	508	432	483-584	495	521-597		
Ergonomic features: A, B, C, D, E, F, G, H, M, N, S	RTA 8			courier			GREENGUARD			
1 per carton										
 Medium Back Operator Unit weight: 42 LB 19.1 KG Carton weight: 46 LB 20.87 KG Carton volume: 6.5 FT³ 0.18 MT³	List price									
	OTG11631B Black585									
	OVERALL DIMENSIONS			SEAT DIMENSIONS			BACK DIMENSIONS			
		W	D	H	W	D	H	W	H	
	IN	25.5	25	44	20.5	19	18.5-22.5	20	23-24.5	
MM	648	635	1118	521	483	470-572	508	584-622		
Ergonomic features: A, B, C, D, G, H, M, N, S	RTA 8			courier			GREENGUARD			
1 per carton										

SODA






model MVL13017




STANDARD FEATURES

- A contemporary, yet retro light lounge series featuring fully upholstered cushions.
- Back design on lounge chair offers flexible movement.
- Generous proportions allow for a variety of seating positions.
- Chair and ottoman are standard with a Chrome frame with clear polycarbonate glides and are suitable for carpet, rubber or concrete flooring.
- Can be upholstered in all Global grade 1 seating textiles or in Luxhide bonded leather (see page 142).
- Compliant with the emissions guidelines set by the GREENGUARD Environmental Institute.
- Limited Lifetime Warranty (5-year exceptions apply - see page 146).
- Weight capacity for this series is 300 lbs.

ALTERNATE TEXTILE OPTIONS

- Graded-in textiles are available. No minimum quantities. Contact Customer Service for pricing.
- Bantam is a durable, bleach cleanable (9:1) vinyl, but due to the stiff nature of the textile, this vinyl is prone to bunching and will not upholster as smoothly as other coverings in this series.

DESCRIPTION		MODEL# / FEATURES																																	
		List price																																	
	MVL13017	646																																	
	Luxhide bonded leather or fabric (previously MVL13017F)																																		
	<table><tr><th colspan="3">OVERALL DIMENSIONS</th><th colspan="3">SEAT DIMENSIONS</th><th colspan="2">BACK DIMENSIONS</th></tr><tr><th>W</th><th>D</th><th>H</th><th>W</th><th>D</th><th>H</th><th>W</th><th>H</th></tr><tr><td>IN 27</td><td>24</td><td>32</td><td>27</td><td>18</td><td>17</td><td>22</td><td>15.5</td></tr><tr><td>MM 686</td><td>610</td><td>813</td><td>686</td><td>457</td><td>432</td><td>559</td><td>394</td></tr></table>			OVERALL DIMENSIONS			SEAT DIMENSIONS			BACK DIMENSIONS		W	D	H	W	D	H	W	H	IN 27	24	32	27	18	17	22	15.5	MM 686	610	813	686	457	432	559	394
	OVERALL DIMENSIONS			SEAT DIMENSIONS			BACK DIMENSIONS																												
W	D	H	W	D	H	W	H																												
IN 27	24	32	27	18	17	22	15.5																												
MM 686	610	813	686	457	432	559	394																												
Ergonomic features: M, N																																			
Unit weight: 30 LB 13.6 KG Carton weight: 37 LB 16.78 KG Carton volume: 15.75 FT³ 0.44 MT³		RTA 00	1 per carton																																
																																			

		List price													
	MVL13018	494													
	<table><tr><th colspan="3">OVERALL DIMENSIONS</th></tr><tr><th>W</th><th>D</th><th>H</th></tr><tr><td>IN 27</td><td>21</td><td>18.75</td></tr><tr><td>MM 686</td><td>533</td><td>476</td></tr></table>			OVERALL DIMENSIONS			W	D	H	IN 27	21	18.75	MM 686	533	476
	OVERALL DIMENSIONS														
	W	D	H												
IN 27	21	18.75													
MM 686	533	476													
Ergonomic features: M, N															
Unit weight: 19 LB 8.6 KG Carton weight: 25 LB 11.34 KG Carton volume: 10.25 FT³ 0.29 MT³		RTA 00	1 per carton												
															



SODA TABLES



model MVL13016

STANDARD FEATURES

- 1" thick thermally fused laminate top surface with 2mm matching edgeband.
- Tables are standard with a Chrome frame with clear polycarbonate glides and are suitable for carpet, rubber or concrete flooring.
- Top surface available in 16 standard finishes (see page 143).
- Meets applicable ANSI/BIFMA standards.

TABLES	MODEL #	DIMENSIONS IN MM	WEIGHT LB KG	VOLUME FT³ MT³	LIST PRICE
W x D x H					
	MVL13016	30 x - x 15.25	40	13	\$445
	30" round	762 x - x 387	18.14	0.36	
	MVL13023	30 x - x 15.25	45	13	\$445
	30" square	762 x - x 387	20.41	0.36	

30" Tables

Shipped assembled in 1 carton.

SPARROW



model OTG10920

STANDARD FEATURES

- Multi-purpose guest/occasional chair.
- Durable welded four-legged steel frame.
- Black mesh back with Black, Quilt (QL10) seat.
- Seat shroud design protects cushion seat pad when stacked.
- Nylon loop arms.
- Black nylon frame features a unique back grid.
- Shipped assembled - 4 per carton.
- Compliant with the emissions guidelines set by the GREENGUARD Environmental Institute.
- Limited Lifetime Warranty (2-year exceptions apply - see page 146).
- Weight capacity for this series is 300 lbs.

DESCRIPTION

MODEL# / FEATURES



Guest Chair, Mesh Back and Uph Seat

Unit weight: 18.5 LB | 8.4 KG
Carton weight: 20 LB | 9.07 KG
Carton volume: 17.5 FT³ | 0.49 MT³

List price
OTG10920 285

Ergonomic features:
M, N

OVERALL DIMENSIONS				SEAT DIMENSIONS			BACK DIMENSIONS	
	W	D	H	W	D	H	W	H
IN	24	21.5	33.5	18	17	18.5	17	15
MM	610	546	851	457	432	470	432	381

RTA 00

4 per carton (pricing and specifications are for one chair)



- Bantam is a durable, bleach cleanable (9:1) vinyl, but due to the stiff nature of the textile, this vinyl is prone to bunching and will not upholster as smoothly as other coverings in this series.

67

SUBURB



model MVL13051



model MVL13052

STANDARD FEATURES


- Canadian made sofa series.
- All models are freestanding.
- Thick, plush cushions are reversible and removable.
- Standard with tapered wood legs in Black finish.
- Arms taper forward and feature a radius end.
- Can be upholstered in all Global grade 1 seating textiles or in Luxhide bonded leather (see page 142).
- Compliant with the emissions guidelines set by the GREENGUARD Environmental Institute.
- Limited Lifetime Warranty (5-year exceptions apply - see page 146).
- Weight capacity for this series is 300 lbs. per seat.

ALTERNATE TEXTILE OPTIONS

- Graded-in textiles are available. No minimum quantities. Contact Customer Service for pricing.

DESCRIPTION

MODEL# / FEATURES






Lounge Chair

Unit weight: 49 LB | 22.3 KG
Carton weight: 59 LB | 26.76 KG
Carton volume: 14.5 FT³ | 0.41 MT³

List price

MVL13051


862

OVERALL DIMENSIONS			SEAT DIMENSIONS			BACK DIMENSIONS		
	W	D	H	W	D	H	W	H
IN	30.25	32.75	31.5	21	19.5	17.5	21	14.5
MM	768	832	800	533	495	445	533	368
RTA 00			courier			1 per carton		
								

List price



MVL13052

1316



Two Seat Sofa

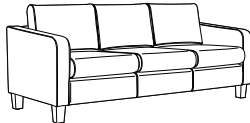
Unit weight: 71 LB | 32.3 KG
Carton weight: 83 LB | 37.65 KG
Carton volume: 24.25 FT³ | 0.68 MT³

OVERALL DIMENSIONS			SEAT DIMENSIONS			BACK DIMENSIONS		
	W	D	H	W	D	H	W	H
IN	52.25	32.75	31.5	43	19.5	17.5	43	14.5
MM	1327	832	800	1092	495	445	1092	368
RTA 00			1 per carton			 		

List price



MVL13053

1767



Three Seat Sofa

Unit weight: 94 LB | 42.7 KG
Carton weight: 108 LB | 48.99 KG
Carton volume: 34.25 FT³ | 0.96 MT³

OVERALL DIMENSIONS			SEAT DIMENSIONS			BACK DIMENSIONS		
	W	D	H	W	D	H	W	H
IN	74.25	32.75	31.5	65	19.5	17.5	65	14.5
MM	1886	832	800	1651	495	445	1651	368
RTA 00			1 per carton			 		

TAMI



model MVL1617



model MVL1616

STANDARD FEATURES

- Canadian made task chairs.
- Hinged back for enhanced comfort.
- Scuff resistant outer back shroud.
- MVL1617 is standard with height adjustable T-arms with self-skinned urethane (SSU) armcaps.
- Dual wheel carpet casters (C65) are standard.
- Can be upholstered in all Global grade 1 seating textiles with the exception of Luxhide (see page 142).
- Compliant with the emissions guidelines set by the GREENGUARD Environmental Institute.
- Limited Lifetime Warranty (5-year exceptions apply - see page 146).
- Weight capacity for this series is 300 lbs.

CHAIR ADJUSTMENTS

- Seat depth adjustment.
- Pneumatic seat height adjustment.

OPTIONAL FEATURES

- For hard surface flooring casters, please specify (C65R). Add \$21/set.
- Bantam is a durable, bleach cleanable (9:1) vinyl, but due to the stiff nature of the textile, this vinyl is prone to bunching and will not upholster as smoothly as other coverings in this series.

</

ULTRA



model MVL11730



model MVL11743

STANDARD FEATURES

- Canadian made tilter and guest chairs.
- Internal welded steel frame.
- Chrome fixed arms (except armless models) and base.
- Dual wheel carpet casters (C65) are standard (except guest chairs).
- Seating surfaces can be upholstered in Luxhide bonded leather, in various colors (see page 142).
- Compliant with the emissions guidelines set by the GREENGUARD Environmental Institute.
- Limited Lifetime Warranty (5-year exceptions apply - see page 146).
- Weight capacity for this series is 300 lbs.

CHAIR ADJUSTMENTS





- Center tilt with upright position tilt lock.
- Tilt tension adjustment.
- Pneumatic seat height adjustment.


OPTIONAL FEATURES


- For hard surface flooring casters, please specify (C65R). Add \$21/set.
- Optional removable upholstered armcaps are available for tilter models with arms, please order (MVL11733). For graded-in textile pricing, please contact Customer Service.


ALTERNATE TEXTILE OPTIONS

- Graded-in textiles are available. No minimum quantities. Contact Customer Service for pricing.

DESCRIPTION	MODEL# / FEATURES									
 High Back Tilter w/Arms Unit weight: 32 LB 14.5 KG Carton weight: 44 LB 19.96 KG Carton volume: 11 FT³ 0.31 MT³	List price									
	MVL11730		699							
	OVERALL DIMENSIONS			SEAT DIMENSIONS			BACK DIMENSIONS			
	W	D	H	W	D	H	W	H		
IN 23.5 MM 597	24.5 622	40 1016	21 533	17.5 445	17.5-22.5 445-572	20 508	21 533			
Ergonomic features: A, B, C, M, N, S	RTA 1		courier		1 per carton		CANADA GREENGUARD		GREENGUARD	
 Armless High Back Tilter Unit weight: 28 LB 12.7 KG Carton weight: 38 LB 17.24 KG Carton volume: 11 FT³ 0.31 MT³	List price									
	MVL11732		629							
	OVERALL DIMENSIONS			SEAT DIMENSIONS			BACK DIMENSIONS			
	W	D	H	W	D	H	W	H		
IN 21 MM 533	24.5 622	40 1016	21 533	17.5 445	17.5-22.5 445-572	20 508	21 533			
Ergonomic features: A, B, C, M, N, S	RTA 1		courier		1 per carton		CANADA GREENGUARD		GREENGUARD	
 Upholstered Armcaps - 1 pair Unit weight: 0.25 LB 0.1 KG Carton weight: 0.75 LB 0.34 KG Carton volume: 0.2 FT³ 0.01 MT³	List price									
	MVL11733		56							
	OVERALL DIMENSIONS			SEAT DIMENSIONS			BACK DIMENSIONS			
	W	D	H	W	D	H	W	H		
IN 5.5 MM 140	9.25 235	0.25 6	-	-	-	-	-			
For models with arms: MVL11730, MVL11734.	RTA 00		courier		1 per carton (pricing is for the pair, specifications are for one armcap)		CANADA GREENGUARD		GREENGUARD	
 Low Back Tilter w/Arms Unit weight: 35 LB 15.9 KG Carton weight: 42 LB 19.05 KG Carton volume: 11 FT³ 0.31 MT³	List price									
	MVL11734		679							
	OVERALL DIMENSIONS			SEAT DIMENSIONS			BACK DIMENSIONS			
	W	D	H	W	D	H	W	H		
IN 23.5 MM 597	24.5 622	38 965	21 533	17.5 445	17.5-22.5 445-572	20 508	19 483			
Ergonomic features: A, B, C, M, N, S	RTA 1		courier		1 per carton		CANADA GREENGUARD		GREENGUARD	

DESCRIPTION	MODEL# / FEATURES										
	MVL11735	List price									
		615									
		OVERALL DIMENSIONS			SEAT DIMENSIONS			BACK DIMENSIONS			
		W	D	H	W	D	H	W	H		
		IN 21	24.5	38	21	17.5	17.5-22.5	20	19		
		MM 533	622	965	533	445	445-572	508	483		
		Ergonomic features:									
		A, B, C, M, N, S									
			RTA 1	courier	1 per carton	CANADA CERTIFIED PRODUCT	CERTIGUARD				

	MVL11742	List price									
		779									
		OVERALL DIMENSIONS			SEAT DIMENSIONS			BACK DIMENSIONS			
		W	D	H	W	D	H	W	H		
		IN 24.25	25	35	21	17.5	18	21	17.5		
		MM 616	635	889	533	445	457	533	445		
		Ergonomic features:									
		M, N									
			RTA 00		1 per carton	CANADA CERTIFIED PRODUCT	CERTIGUARD				

	MVL11743	List price									
		669									
		OVERALL DIMENSIONS			SEAT DIMENSIONS			BACK DIMENSIONS			
		W	D	H	W	D	H	W	H		
		IN 21	24.75	35	21	17.5	18	21	17.5		
		MM 533	629	889	533	445	457	533	445		
		Ergonomic features:									
		M, N									
			RTA 00		1 per carton	CANADA CERTIFIED PRODUCT	CERTIGUARD				

YOHO



model MVL2789

STANDARD FEATURES





- Canadian made task chairs.
- Thick cushion compound-curved back offers great lumbar support.
- Standard with height adjustable T-arms with durable self-skinned urethane (SSU) armcaps (except armless models).
- Dual wheel carpet casters (C65) are standard.
- Height adjustable chairs are equipped with an adjustable Chrome footrest.
- Seating surfaces can be upholstered in Luxhide bonded leather (various colors) or in all Global grade 1 seating textiles (see page 142).
- Compliant with the emissions guidelines set by the GREENGUARD Environmental Institute.
- Limited Lifetime Warranty (5-year exceptions apply - see page 146).
- Weight capacity for this series is 300 lbs.

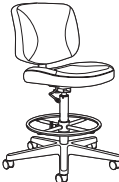
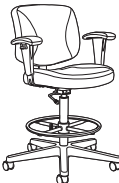

CHAIR ADJUSTMENTS

- Seat depth adjustment.
- Pneumatic seat height adjustment.

OPTIONAL FEATURES

- For hard surface flooring casters, please specify (C65R). Add \$21/set.

DESCRIPTION		MODEL# / FEATURES																							
	Medium Back Task w/Arms Unit weight: 32 LB 14.5 KG Carton weight: 38 LB 17.24 KG Carton volume: 5.5 FT³ 0.15 MT³	List price																							
		MVL2778	583																						
		Luxhide bonded leather or fabric																							
		Ergonomic features: C, E, H, M, N																							
		RTA 2 courier 1 per carton CANADA GREENGUARD																							
<table><tr><th colspan="3">OVERALL DIMENSIONS</th><th colspan="3">SEAT DIMENSIONS</th><th colspan="2">BACK DIMENSIONS</th></tr><tr><th>W</th><th>D</th><th>H</th><th>W</th><th>D</th><th>H</th><th>W</th><th>H</th></tr><tr><td>IN 24.5 MM 622</td><td>24.5 622</td><td>38 965</td><td>19 483</td><td>16 406</td><td>16.5-21.5 419-546</td><td>18 457</td><td>19 483</td></tr></table>		OVERALL DIMENSIONS			SEAT DIMENSIONS			BACK DIMENSIONS		W	D	H	W	D	H	W	H	IN 24.5 MM 622	24.5 622	38 965	19 483	16 406	16.5-21.5 419-546	18 457	19 483
OVERALL DIMENSIONS			SEAT DIMENSIONS			BACK DIMENSIONS																			
W	D	H	W	D	H	W	H																		
IN 24.5 MM 622	24.5 622	38 965	19 483	16 406	16.5-21.5 419-546	18 457	19 483																		
	Medium Back Armless Task Unit weight: 23 LB 10.5 KG Carton weight: 29 LB 13.15 KG Carton volume: 5.5 FT³ 0.15 MT³	List price																							
		MVL2779	483																						
		Luxhide bonded leather or fabric																							
		Ergonomic features: C, E, M, N																							
		RTA 2 courier 1 per carton CANADA GREENGUARD																							
<table><tr><th colspan="3">OVERALL DIMENSIONS</th><th colspan="3">SEAT DIMENSIONS</th><th colspan="2">BACK DIMENSIONS</th></tr><tr><th>W</th><th>D</th><th>H</th><th>W</th><th>D</th><th>H</th><th>W</th><th>H</th></tr><tr><td>IN 19 MM 483</td><td>24.5 622</td><td>38 965</td><td>19 483</td><td>16.5 406</td><td>16.5-21.5 419-546</td><td>18 457</td><td>19 483</td></tr></table>		OVERALL DIMENSIONS			SEAT DIMENSIONS			BACK DIMENSIONS		W	D	H	W	D	H	W	H	IN 19 MM 483	24.5 622	38 965	19 483	16.5 406	16.5-21.5 419-546	18 457	19 483
OVERALL DIMENSIONS			SEAT DIMENSIONS			BACK DIMENSIONS																			
W	D	H	W	D	H	W	H																		
IN 19 MM 483	24.5 622	38 965	19 483	16.5 406	16.5-21.5 419-546	18 457	19 483																		
	Low Back Armless Task Unit weight: 23 LB 10.5 KG Carton weight: 28 LB 12.7 KG Carton volume: 4.7 FT³ 0.13 MT³	List price																							
		MVL2786	373																						
		Luxhide bonded leather or fabric (previously MVL2786F)																							
		Ergonomic features: C, E, M, N																							
		RTA 2 courier 1 per carton CANADA GREENGUARD																							
<table><tr><th colspan="3">OVERALL DIMENSIONS</th><th colspan="3">SEAT DIMENSIONS</th><th colspan="2">BACK DIMENSIONS</th></tr><tr><th>W</th><th>D</th><th>H</th><th>W</th><th>D</th><th>H</th><th>W</th><th>H</th></tr><tr><td>IN 19 MM 483</td><td>24 610</td><td>34 864</td><td>19 483</td><td>16.5 419</td><td>16-21 406-533</td><td>17.5 445</td><td>16 406</td></tr></table>		OVERALL DIMENSIONS			SEAT DIMENSIONS			BACK DIMENSIONS		W	D	H	W	D	H	W	H	IN 19 MM 483	24 610	34 864	19 483	16.5 419	16-21 406-533	17.5 445	16 406
OVERALL DIMENSIONS			SEAT DIMENSIONS			BACK DIMENSIONS																			
W	D	H	W	D	H	W	H																		
IN 19 MM 483	24 610	34 864	19 483	16.5 419	16-21 406-533	17.5 445	16 406																		
	Low Back Task w/Arms Unit weight: 29 LB 13.2 KG Carton weight: 34 LB 15.42 KG Carton volume: 4.7 FT³ 0.13 MT³	List price																							
		MVL2789	490																						
		Luxhide bonded leather or fabric (previously MVL2789F)																							
		Ergonomic features: C, E, H, M, N																							
		RTA 2 courier 1 per carton CANADA GREENGUARD																							
<table><tr><th colspan="3">OVERALL DIMENSIONS</th><th colspan="3">SEAT DIMENSIONS</th><th colspan="2">BACK DIMENSIONS</th></tr><tr><th>W</th><th>D</th><th>H</th><th>W</th><th>D</th><th>H</th><th>W</th><th>H</th></tr><tr><td>IN 24 MM 610</td><td>24 610</td><td>34 864</td><td>19 483</td><td>16.5 419</td><td>16-21 406-533</td><td>17.5 445</td><td>16 406</td></tr></table>		OVERALL DIMENSIONS			SEAT DIMENSIONS			BACK DIMENSIONS		W	D	H	W	D	H	W	H	IN 24 MM 610	24 610	34 864	19 483	16.5 419	16-21 406-533	17.5 445	16 406
OVERALL DIMENSIONS			SEAT DIMENSIONS			BACK DIMENSIONS																			
W	D	H	W	D	H	W	H																		
IN 24 MM 610	24 610	34 864	19 483	16.5 419	16-21 406-533	17.5 445	16 406																		

DESCRIPTION		MODEL# / FEATURES																																				
	Low Back Armless Height Adjustable Task Stool Unit weight: 40 LB 18.2 KG Carton weight: 45 LB 20.41 KG Carton volume: 7 FT³ 0.19 MT³	List price																																				
		MVL2796	579																																			
		Luxhide bonded leather or fabric (previously MVL2796F)																																				
		<table><tr><th colspan="3">OVERALL DIMENSIONS</th><th colspan="3">SEAT DIMENSIONS</th><th colspan="2">BACK DIMENSIONS</th></tr><tr><th></th><th>W</th><th>D</th><th>H</th><th>W</th><th>D</th><th>H</th><th>W</th><th>H</th></tr><tr><td>IN</td><td>19</td><td>24</td><td>44</td><td>19</td><td>16.5</td><td>23.5-33.5</td><td>17.5</td><td>16</td></tr><tr><td>MM</td><td>483</td><td>610</td><td>1118</td><td>483</td><td>419</td><td>597-851</td><td>445</td><td>406</td></tr></table>		OVERALL DIMENSIONS			SEAT DIMENSIONS			BACK DIMENSIONS			W	D	H	W	D	H	W	H	IN	19	24	44	19	16.5	23.5-33.5	17.5	16	MM	483	610	1118	483	419	597-851	445	406
		OVERALL DIMENSIONS			SEAT DIMENSIONS			BACK DIMENSIONS																														
	W	D	H	W	D	H	W	H																														
IN	19	24	44	19	16.5	23.5-33.5	17.5	16																														
MM	483	610	1118	483	419	597-851	445	406																														
Ergonomic features: C, E, M, N																																						
	Low Back Height Adjustable Task Stool w/Arms Unit weight: 46 LB 20.9 KG Carton weight: 50 LB 22.68 KG Carton volume: 7 FT³ 0.19 MT³	List price																																				
		MVL2799	695																																			
		Luxhide bonded leather or fabric (previously MVL2799F)																																				
		<table><tr><th colspan="3">OVERALL DIMENSIONS</th><th colspan="3">SEAT DIMENSIONS</th><th colspan="2">BACK DIMENSIONS</th></tr><tr><th></th><th>W</th><th>D</th><th>H</th><th>W</th><th>D</th><th>H</th><th>W</th><th>H</th></tr><tr><td>IN</td><td>24</td><td>24</td><td>44</td><td>19</td><td>16.5</td><td>23.5-33.5</td><td>17.5</td><td>16</td></tr><tr><td>MM</td><td>610</td><td>610</td><td>1118</td><td>483</td><td>419</td><td>597-851</td><td>445</td><td>406</td></tr></table>		OVERALL DIMENSIONS			SEAT DIMENSIONS			BACK DIMENSIONS			W	D	H	W	D	H	W	H	IN	24	24	44	19	16.5	23.5-33.5	17.5	16	MM	610	610	1118	483	419	597-851	445	406
		OVERALL DIMENSIONS			SEAT DIMENSIONS			BACK DIMENSIONS																														
	W	D	H	W	D	H	W	H																														
IN	24	24	44	19	16.5	23.5-33.5	17.5	16																														
MM	610	610	1118	483	419	597-851	445	406																														
Ergonomic features: C, E, H, M, N																																						
	Height Adjustable T-Arms - 1 pair Unit weight: 8 LB 3.6 KG Carton weight: 10 LB 4.54 KG Carton volume: 1.3 FT³ 0.03 MT³	List price																																				
		MVL2784	119																																			
		<table><tr><th colspan="3">OVERALL DIMENSIONS</th><th colspan="3">SEAT DIMENSIONS</th><th colspan="2">BACK DIMENSIONS</th></tr><tr><th></th><th>W</th><th>D</th><th>H</th><th>W</th><th>D</th><th>H</th><th>W</th><th>H</th></tr><tr><td>IN</td><td>3</td><td>10</td><td>12</td><td>-</td><td>-</td><td>-</td><td>-</td><td>-</td></tr><tr><td>MM</td><td>76</td><td>254</td><td>305</td><td>-</td><td>-</td><td>-</td><td>-</td><td>-</td></tr></table>		OVERALL DIMENSIONS			SEAT DIMENSIONS			BACK DIMENSIONS			W	D	H	W	D	H	W	H	IN	3	10	12	-	-	-	-	-	MM	76	254	305	-	-	-	-	-
		OVERALL DIMENSIONS			SEAT DIMENSIONS			BACK DIMENSIONS																														
			W	D	H	W	D	H	W	H																												
IN	3	10	12	-	-	-	-	-																														
MM	76	254	305	-	-	-	-	-																														
1 pair per carton (pricing is for the pair, specifications are for one arm)																																						

- Hard surface flooring casters (**C9R**) can be purchased separately. Add \$96/set.

75