

Seating

Altona	10	Kazan	48
Amira	10	Kody	49
Annapolis	11	Kylie	50
Ashmont	12	Lite-Lift.....	51
Ashton.....	13	Lumi.....	52
Avro	14	M-Task	53
Avro 350	19	Masi	54
Beta	20	Minto.....	55
Bolt.....	21	MVL File Buddy	56
Brighton.....	21	Overtime	57
Camán.....	22	Overtime 350	57
Carleton	23	Pacific	58
Centro	24	Part-Time	59
Cobalt.....	25	Petra	60
Craft.....	26	Raven 400	61
Craft tables	28	Safari.....	62
Danio	30	Six 13.....	62
Dash	31	Six 31.....	63
Dori 2	31	Soda	64
Eor	32	Soda tables.....	64
Finch	33	Sparrow.....	65
Format.....	34	Stradic	66
Format+.....	35	Suburb.....	67
Full-Time.....	37	Tami	68
Gennex.....	38	TL	69
Geo	39	Toma.....	71
Ibex	40	Ultra	72
Java	47	Yoho	74
Kaysee	48	Zim	76

ERGONOMIC FEATURES & BENEFITS

EACH GLOBAL CHAIR IS BUILT WITH FEATURES THAT ARE ERGONOMICALLY DESIGNED TO PROMOTE GOOD POSTURE AND PROVIDE MAXIMUM COMFORT. WHILE FULLY SUPPORTING YOUR BODY, THESE FEATURES SHOULD ALSO ALLOW YOU TO ADJUST YOUR CHAIR TO FIT YOU.



A TENSION ADJUSTMENT

Increase or decrease to match body weight. Allows you to rock comfortably, without heavy pushing, reducing muscle fatigue.



B CHAIR TILT LOCK

Lock the tilt movement in position(s) to accommodate your working posture. Allows you to lock your chair in a comfortable and supportive position. (Can be either single position, multiple position or infinite position.)



C SEAT HEIGHT

Raise or lower to allow your feet to rest flat on the floor. Avoids pressure under your thighs, easing blood flow.



D BACK/LUMBAR HEIGHT ADJUSTMENT

Raise or lower to position lumbar support in your lumbar area. Reduces likelihood of back pain.



E SEAT DEPTH

Change the depth of the seat to accommodate the length of your thighs. Keeps your back in contact with the backrest while avoiding pressure behind your knees. Can be sliding (MD) or manual.



F SEAT ANGLE ADJUSTMENT

Allows chair to tilt forward changing the angle of your thighs in relation to the floor. Helps reduce disc pressure during forward leaning tasks.



G BACK ANGLE ADJUSTMENT

Adjust to change the angle of your torso in relation to your thighs. Helps reduce disc pressure and relaxes your back muscles.



H ARM HEIGHT

Raise or lower to support your forearms. Reduces muscular effort in neck and shoulders, minimizing risk of pain.



J KNEE-TILT MOVEMENT

Chair tilts from a pivot point at the front of the seat, keeping your feet on the floor as you rock. Maintains stability.



L SYNCHRO-TILT MOVEMENT

Backrest reclines at a faster rate than the seat, increasing the angle between your torso and thighs. Enhances comfort and encourages dynamic body movement.



M WATERFALL SEAT EDGE

Reduces pressure at the back of your knees, contributing to good blood flow.



N CONTOURED CUSHION

Supports the body effectively, allowing you to sit longer without discomfort.



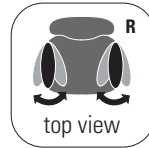
P VIBRATING SEAT & BACK

Soothing effect contributes to your relaxation during work breaks.



Q WIDTH ADJUSTABLE ARMS

Allows outward movement of armrests to match shoulder breadth. Ensures armrests properly support forearms, reducing muscular efforts in neck and shoulders.



R ARM ROTATION

Rotate armcaps to support your forearms in various positions. Reduces muscular effort in neck and shoulders minimizing risk of pain.



S CENTER TILT

Chair tilts from a pivot point under the center of the seat allowing you to rock. When your feet are well supported, blood flow is enhanced.



U SOFT DESCENT PNEUMATIC LIFT

Gently and gradually lowering the seat helps you easily select proper seat height without causing a jerking motion.



V LUMBAR DEPTH ADJUSTMENT

Increase or decrease curvature of the back to match the profile of your lower back. Enhances comfort and support in the lower lumbar area.

MAXIMIZING YOUR ERGONOMIC SEATING

- Always select a chair that is designed for the type of work you perform and make certain the chair is comfortable for the length of time spent using it.
- Ensure that the seat and back cushions are contoured to fit your body, which will help eliminate pressure points.
- An ergonomically designed chair should allow changing positions easily.
- As you work, reposition yourself throughout the day to reduce strain and stress on specific muscle groups. If you change job functions, adjust your chair to fit the new task.
- Proper ergonomic seating should help eliminate many of the work related injuries that result from poor posture and poorly designed chairs.

TASK



ADJUSTMENTS

- (2) Pneumatic seat height
- (8) Manual seat depth
- Back/lumbar height **
- Swivel

POSTURE TASK



ADJUSTMENTS

- (2) Pneumatic seat height
- (3) Back angle
- (6) Back/lumbar height **
- Seat depth *
- Swivel

NOTES

- * Select models only.
- ** Ratchet back height adjustment on select models.
- Mechanisms shown are generic depictions and may differ from one chair to another.

TILTER



ADJUSTMENTS

- (1) Tilt tension
- (2) Pneumatic seat height
- (9) Multiple position tilt lock *
- Center tilt action
- Swivel

MULTI-TILTER



ADJUSTMENTS

- (1) Tilt tension
- (2) Pneumatic seat height
- (3) Back angle adjustment
- (4) Seat angle
- (8) Sliding seat depth adjustment (MD)
- (9) Infinite position tilt lock
- Back/lumbar height **
- Center tilt action
- Swivel

SYNCHRO-TILTER



ADJUSTMENTS

- (1) Tilt tension
- (2) Pneumatic seat height
- (9) Multiple position tilt lock/ synchro tilt action
- Anti kick back
- Back/lumbar height **
- Swivel

OPERATOR



ADJUSTMENTS

- (2) Pneumatic seat height
- (3) Back angle *(free float/lock)
- (4) Seat angle *(free float/lock)
- Back/lumbar height **
- With single lever operator mechanism, seat and back angle are controlled using lever 4 *
- Swivel

ALTONA



model OTG11616B

STANDARD FEATURES




- Altona offers comfort and generous proportions at an affordable price.
- Durable nylon arms are standard.
- Dual wheel carpet casters (C65) are standard.
- Seating surfaces are upholstered in Black Luxhide bonded leather (PU30/BL20).
- Compliant with the emissions guidelines set by the GREENGUARD Environmental Institute.
- Limited Warranty (2-year exceptions apply - see page 137).
- Weight capacity for this series is 300 lbs.

CHAIR ADJUSTMENTS

- Tilter mechanism with upright tilt lock.
- Tilt tension adjustment.
- Pneumatic seat height adjustment.

OPTIONAL FEATURES

- Hard surface flooring casters (**C65R**) can be purchased separately. Add \$96/set.

DESCRIPTION	MODEL# / FEATURES																																			
 <p>High Back Tilter Unit weight: 38 LB 17.23 KG Carton weight: 38 LB 17.24 KG Carton volume: 4.56 FT³ 0.12 MT³</p>	<p>List price</p> <p>OTG11616B 396 Black Luxhide leather</p>																																			
	<table border="1"> <thead> <tr> <th rowspan="2"></th> <th colspan="3">OVERALL DIMENSIONS</th> <th colspan="3">SEAT DIMENSIONS</th> <th colspan="2">BACK DIMENSIONS</th> </tr> <tr> <th>W</th> <th>D</th> <th>H</th> <th>W</th> <th>D</th> <th>H</th> <th>W</th> <th>H</th> </tr> </thead> <tbody> <tr> <td>IN</td> <td>24</td> <td>26.5</td> <td>41</td> <td>20</td> <td>19</td> <td>16.5-20.5</td> <td>20.5</td> <td>23</td> </tr> <tr> <td>MM</td> <td>610</td> <td>673</td> <td>1041</td> <td>508</td> <td>483</td> <td>419-521</td> <td>521</td> <td>584</td> </tr> </tbody> </table>		OVERALL DIMENSIONS			SEAT DIMENSIONS			BACK DIMENSIONS		W	D	H	W	D	H	W	H	IN	24	26.5	41	20	19	16.5-20.5	20.5	23	MM	610	673	1041	508	483	419-521	521	584
			OVERALL DIMENSIONS			SEAT DIMENSIONS			BACK DIMENSIONS																											
W		D	H	W	D	H	W	H																												
IN	24	26.5	41	20	19	16.5-20.5	20.5	23																												
MM	610	673	1041	508	483	419-521	521	584																												
<p>Ergonomic features: A, B, C, M, N, S</p> <p>RTA 8  1 per carton </p>																																				

AMIRA



model OTG13020

STANDARD FEATURES




- Mesh back and upholstered seat tilter chair.
- Soft sculpted frame design.
- Fixed loop arms.
- Black base with dual wheel carpet casters (C65) is standard.
- Seat can be upholstered in Black polyester with Black mesh back (**BLK**) or in Blue polyester with Blue/Grey mesh back (**BLU**).
- Compliant with the emissions guidelines set by the GREENGUARD Environmental Institute.
- Limited Warranty (2-year exceptions apply - see page 137).
- Weight capacity for this series is 300 lbs.

CHAIR ADJUSTMENTS

- Center tilt with upright position tilt lock.
- Tilt tension adjustment.
- Pneumatic seat height adjustment.

OPTIONAL FEATURES

- Hard surface flooring casters (**C65R**) can be purchased separately. Add \$96/set.

DESCRIPTION	MODEL# / FEATURES																																			
 <p>Medium Mesh Back Tilter Unit weight: 26 LB 11.8 KG Carton weight: 31 LB 14.06 KG Carton volume: 4.6 FT³ 0.13 MT³</p>	<p>List price</p> <p>OTG13020 442</p>																																			
	<table border="1"> <thead> <tr> <th rowspan="2"></th> <th colspan="3">OVERALL DIMENSIONS</th> <th colspan="3">SEAT DIMENSIONS</th> <th colspan="2">BACK DIMENSIONS</th> </tr> <tr> <th>W</th> <th>D</th> <th>H</th> <th>W</th> <th>D</th> <th>H</th> <th>W</th> <th>H</th> </tr> </thead> <tbody> <tr> <td>IN</td> <td>23.5</td> <td>25</td> <td>40.5</td> <td>20.5</td> <td>18</td> <td>17-21</td> <td>18.5</td> <td>21</td> </tr> <tr> <td>MM</td> <td>597</td> <td>635</td> <td>1029</td> <td>521</td> <td>457</td> <td>432-533</td> <td>470</td> <td>533</td> </tr> </tbody> </table>		OVERALL DIMENSIONS			SEAT DIMENSIONS			BACK DIMENSIONS		W	D	H	W	D	H	W	H	IN	23.5	25	40.5	20.5	18	17-21	18.5	21	MM	597	635	1029	521	457	432-533	470	533
			OVERALL DIMENSIONS			SEAT DIMENSIONS			BACK DIMENSIONS																											
W		D	H	W	D	H	W	H																												
IN	23.5	25	40.5	20.5	18	17-21	18.5	21																												
MM	597	635	1029	521	457	432-533	470	533																												
<p>Ergonomic features: A, B, C, M, N, S</p> <p>RTA 8  1 per carton </p>																																				

ANNAPOLIS



model MVL2732

STANDARD FEATURES















- Simple function, great price.
- Canadian made.
- Durable nylon arms are standard.
- Dual wheel carpet casters (C65) are standard.
- MVL2732 and MVL2732-9 seating surfaces can be upholstered in Luxhide bonded leather, in various colours (see page 133).
- MVL2733 and MVL2733-9 can be upholstered in all Global grade 1 seating textiles (see page 133).
- Compliant with the emissions guidelines set by the GREENGUARD Environmental Institute.
- Limited Warranty (5-year exceptions apply - see page 137).
- Weight capacity for this series is 300 lbs.

CHAIR ADJUSTMENTS

- Tilter mechanism with upright tilt lock.
- Tilt tension adjustment.
- Pneumatic seat height adjustment.

OPTIONAL FEATURES

- For hard surface flooring casters, please specify (C65R). Add \$21/set.

DESCRIPTION	MODEL# / FEATURES																																			
 <p>High Back Tilter - Assembled Unit weight: 36 LB 16.4 KG Carton weight: 40 LB 18.14 KG Carton volume: 11.75 FT³ 0.33 MT³</p>	<p>List price</p> <p>MVL2732 409 Luxhide bonded leather</p>																																			
	<table border="1"> <thead> <tr> <th rowspan="2"></th> <th colspan="3">OVERALL DIMENSIONS</th> <th colspan="3">SEAT DIMENSIONS</th> <th colspan="2">BACK DIMENSIONS</th> </tr> <tr> <th>W</th> <th>D</th> <th>H</th> <th>W</th> <th>D</th> <th>H</th> <th>W</th> <th>H</th> </tr> </thead> <tbody> <tr> <td>IN</td> <td>25.5</td> <td>28</td> <td>43</td> <td>20.5</td> <td>19.5</td> <td>16-20</td> <td>20.5</td> <td>24</td> </tr> <tr> <td>MM</td> <td>648</td> <td>711</td> <td>1092</td> <td>521</td> <td>495</td> <td>406-508</td> <td>521</td> <td>610</td> </tr> </tbody> </table>		OVERALL DIMENSIONS			SEAT DIMENSIONS			BACK DIMENSIONS		W	D	H	W	D	H	W	H	IN	25.5	28	43	20.5	19.5	16-20	20.5	24	MM	648	711	1092	521	495	406-508	521	610
			OVERALL DIMENSIONS			SEAT DIMENSIONS			BACK DIMENSIONS																											
		W	D	H	W	D	H	W	H																											
IN	25.5	28	43	20.5	19.5	16-20	20.5	24																												
MM	648	711	1092	521	495	406-508	521	610																												
<p>Ergonomic features: A, B, C, M, N, S</p> <p>RTA 1 1 per carton</p> <p> </p>																																				
	<p>List price</p> <p>MVL2732-9 409 Luxhide bonded leather</p>																																			
 <p>High Back Tilter - Condensed Packaging Unit weight: 36 LB 16.4 KG Carton weight: 40 LB 18.14 KG Carton volume: 6 FT³ 0.16 MT³</p>	<table border="1"> <thead> <tr> <th rowspan="2"></th> <th colspan="3">OVERALL DIMENSIONS</th> <th colspan="3">SEAT DIMENSIONS</th> <th colspan="2">BACK DIMENSIONS</th> </tr> <tr> <th>W</th> <th>D</th> <th>H</th> <th>W</th> <th>D</th> <th>H</th> <th>W</th> <th>H</th> </tr> </thead> <tbody> <tr> <td>IN</td> <td>25.5</td> <td>28</td> <td>43</td> <td>20.5</td> <td>19.5</td> <td>16-20</td> <td>20.5</td> <td>24</td> </tr> <tr> <td>MM</td> <td>648</td> <td>711</td> <td>1092</td> <td>521</td> <td>495</td> <td>406-508</td> <td>521</td> <td>610</td> </tr> </tbody> </table>		OVERALL DIMENSIONS			SEAT DIMENSIONS			BACK DIMENSIONS		W	D	H	W	D	H	W	H	IN	25.5	28	43	20.5	19.5	16-20	20.5	24	MM	648	711	1092	521	495	406-508	521	610
			OVERALL DIMENSIONS			SEAT DIMENSIONS			BACK DIMENSIONS																											
		W	D	H	W	D	H	W	H																											
	IN	25.5	28	43	20.5	19.5	16-20	20.5	24																											
MM	648	711	1092	521	495	406-508	521	610																												
<p>Ergonomic features: A, B, C, M, N, S</p> <p>RTA 8  1 per carton</p> <p> </p>																																				
	<p>List price</p> <p>MVL2733 409 Fabric</p>																																			
 <p>High Back Tilter - Assembled Unit weight: 36 LB 16.4 KG Carton weight: 40 LB 18.14 KG Carton volume: 11.75 FT³ 0.33 MT³</p>	<table border="1"> <thead> <tr> <th rowspan="2"></th> <th colspan="3">OVERALL DIMENSIONS</th> <th colspan="3">SEAT DIMENSIONS</th> <th colspan="2">BACK DIMENSIONS</th> </tr> <tr> <th>W</th> <th>D</th> <th>H</th> <th>W</th> <th>D</th> <th>H</th> <th>W</th> <th>H</th> </tr> </thead> <tbody> <tr> <td>IN</td> <td>25.5</td> <td>28</td> <td>43</td> <td>20.5</td> <td>19.5</td> <td>16-20</td> <td>20.5</td> <td>24</td> </tr> <tr> <td>MM</td> <td>648</td> <td>711</td> <td>1092</td> <td>521</td> <td>495</td> <td>406-508</td> <td>521</td> <td>610</td> </tr> </tbody> </table>		OVERALL DIMENSIONS			SEAT DIMENSIONS			BACK DIMENSIONS		W	D	H	W	D	H	W	H	IN	25.5	28	43	20.5	19.5	16-20	20.5	24	MM	648	711	1092	521	495	406-508	521	610
			OVERALL DIMENSIONS			SEAT DIMENSIONS			BACK DIMENSIONS																											
		W	D	H	W	D	H	W	H																											
	IN	25.5	28	43	20.5	19.5	16-20	20.5	24																											
MM	648	711	1092	521	495	406-508	521	610																												
<p>Ergonomic features: A, B, C, M, N, S</p> <p>RTA 1 1 per carton</p> <p> </p>																																				
	<p>List price</p> <p>MVL2733-9 409 Fabric</p>																																			
 <p>High Back Tilter - Condensed Packaging Unit weight: 36 LB 16.4 KG Carton weight: 40 LB 18.14 KG Carton volume: 6 FT³ 0.16 MT³</p>	<table border="1"> <thead> <tr> <th rowspan="2"></th> <th colspan="3">OVERALL DIMENSIONS</th> <th colspan="3">SEAT DIMENSIONS</th> <th colspan="2">BACK DIMENSIONS</th> </tr> <tr> <th>W</th> <th>D</th> <th>H</th> <th>W</th> <th>D</th> <th>H</th> <th>W</th> <th>H</th> </tr> </thead> <tbody> <tr> <td>IN</td> <td>25.5</td> <td>28</td> <td>43</td> <td>20.5</td> <td>19.5</td> <td>16-20</td> <td>20.5</td> <td>24</td> </tr> <tr> <td>MM</td> <td>648</td> <td>711</td> <td>1092</td> <td>521</td> <td>495</td> <td>406-508</td> <td>521</td> <td>610</td> </tr> </tbody> </table>		OVERALL DIMENSIONS			SEAT DIMENSIONS			BACK DIMENSIONS		W	D	H	W	D	H	W	H	IN	25.5	28	43	20.5	19.5	16-20	20.5	24	MM	648	711	1092	521	495	406-508	521	610
			OVERALL DIMENSIONS			SEAT DIMENSIONS			BACK DIMENSIONS																											
		W	D	H	W	D	H	W	H																											
	IN	25.5	28	43	20.5	19.5	16-20	20.5	24																											
MM	648	711	1092	521	495	406-508	521	610																												
<p>Ergonomic features: A, B, C, M, N, S</p> <p>RTA 8  1 per carton</p> <p> </p>																																				

ASHMONT



model MVL2780



model MVL2782

STANDARD FEATURES

- Canadian made.
- Soft deep cushions on seat and back offer plush comfort.
- Management chairs: Height adjustable T-arms with durable self-skinned urethane (SSU) armcaps.
- Guest chairs: Upholstered armcaps, oval steel tube frame and sled base.
- Dual wheel carpet casters (C65) are standard (except guest chairs).
- Seating surfaces can be upholstered in Luxhide bonded leather, in various colours or in all Global grade 1 seating textiles (see page 133).
- Compliant with the emissions guidelines set by the GREENGUARD Environmental Institute.
- Limited Warranty (5-year exceptions apply - see page 137).
- Weight capacity for this series is 300 lbs.

MANAGEMENT CHAIR ADJUSTMENTS

- Center tilt with upright position tilt lock.
- Tilt tension adjustment.
- Pneumatic seat height adjustment.

OPTIONAL FEATURES

- For hard surface flooring casters, please specify (C65R). Add \$21/set.

DESCRIPTION MODEL# / FEATURES



HB Management Tilter w/Height Adjustable Arms

Unit weight: 50 LB | 22.7 KG
 Carton weight: 55 LB | 24.95 KG
 Carton volume: 10.5 FT³ | 0.29 MT³

MODEL# / FEATURES		List price					
MVL2780	Luxhide bonded leather or fabric	791					
OVERALL DIMENSIONS		SEAT DIMENSIONS			BACK DIMENSIONS		
W	D	H	W	D	H	W	H
IN 27	28	42	21	18	16-21	21	25
MM 686	711	1067	533	457	406-533	533	635
Ergonomic features:		RTA 8		courier		1 per carton	
A, B, C, H, M, N, S							



MB Management Tilter w/Height Adjustable Arms

Unit weight: 47 LB | 21.4 KG
 Carton weight: 52 LB | 23.59 KG
 Carton volume: 10.5 FT³ | 0.29 MT³

MODEL# / FEATURES		List price					
MVL2781	Luxhide bonded leather or fabric	750					
OVERALL DIMENSIONS		SEAT DIMENSIONS			BACK DIMENSIONS		
W	D	H	W	D	H	W	H
IN 27	28	39	21	18	16-21	21	22
MM 686	711	991	533	457	406-533	533	559
Ergonomic features:		RTA 8		courier		1 per carton	
A, B, C, H, M, N, S							



MB Guest Chair - Sled Base

Unit weight: 33 LB | 15 KG
 Carton weight: 38 LB | 17.24 KG
 Carton volume: 8.5 FT³ | 0.24 MT³

MODEL# / FEATURES		List price					
MVL2782	Luxhide bonded leather or fabric	564					
OVERALL DIMENSIONS		SEAT DIMENSIONS			BACK DIMENSIONS		
W	D	H	W	D	H	W	H
IN 24.5	25.5	36.5	21	18	17	21	18
MM 622	648	927	533	457	432	533	457
Ergonomic features:		RTA 8		courier		1 per carton	
M, N							

ASHTON



model OTG11858B

STANDARD FEATURES




- High back management and boardroom chair.
- Unique seat suspension and segmented cushions offer a very plush feel.
- Chrome arms with upholstered armrests.
- Chrome base.
- Dual wheel carpet casters (C65) are standard.
- Seating surfaces are upholstered in Black Luxhide bonded leather.
- Compliant with the emissions guidelines set by the GREENGUARD Environmental Institute.
- Limited Warranty (2-year exceptions apply - see page 137).
- Weight capacity for this series is 300 lbs.

CHAIR ADJUSTMENTS

- Center tilt with upright position tilt lock.
- Tilt tension adjustment.
- Pneumatic seat height adjustment.

OPTIONAL FEATURES

- Hard surface flooring casters (**C65R**) can be purchased separately. Add \$96/set.

DESCRIPTION	MODEL# / FEATURES																																			
	List price																																			
 <p>High Back Tilter Unit weight: 44.83 LB 20.33 KG Carton weight: 44.83 LB 20.33 KG Carton volume: 5.76 FT³ 0.16 MT³</p>	OTG11858B	631																																		
		<table border="1"> <thead> <tr> <th rowspan="2"></th> <th colspan="3">OVERALL DIMENSIONS</th> <th colspan="3">SEAT DIMENSIONS</th> <th colspan="2">BACK DIMENSIONS</th> </tr> <tr> <th>W</th> <th>D</th> <th>H</th> <th>W</th> <th>D</th> <th>H</th> <th>W</th> <th>H</th> </tr> </thead> <tbody> <tr> <td>IN</td> <td>26</td> <td>25.5</td> <td>44.5</td> <td>21</td> <td>18</td> <td>18.5-22</td> <td>19.5</td> <td>24</td> </tr> <tr> <td>MM</td> <td>660</td> <td>648</td> <td>1130</td> <td>533</td> <td>457</td> <td>470-559</td> <td>495</td> <td>610</td> </tr> </tbody> </table>			OVERALL DIMENSIONS			SEAT DIMENSIONS			BACK DIMENSIONS		W	D	H	W	D	H	W	H	IN	26	25.5	44.5	21	18	18.5-22	19.5	24	MM	660	648	1130	533	457	470-559
	OVERALL DIMENSIONS				SEAT DIMENSIONS			BACK DIMENSIONS																												
	W	D	H	W	D	H	W	H																												
IN	26	25.5	44.5	21	18	18.5-22	19.5	24																												
MM	660	648	1130	533	457	470-559	495	610																												
Ergonomic features: A, B, C, M, N, S		  1 per carton																																		

AVRO



model MVL3101



model MVL3123



model MVL3114



model MVL3107

Avro 350 Heavy Duty Chair



For Avro 350 heavy duty chair, see page 19.

STANDARD FEATURES

- Avro features improved ergonomics, custom support and a streamlined profile – the perfect balance between functionality and style.
- Ergonomic seating, Canadian made.
- Available with five different mechanism options: synchro-tilter, multi-tilter, tilter, task and weight sensing synchro-tilter. Height adjustable chairs available with task mechanism only.
- Standard with height adjustable arms with durable self-skinned urethane (SSU) armcaps (except armless models).
- Dual wheel carpet casters (C1) are standard on all models.
- Mesh back and mesh seat models can only be upholstered in Black mesh (MS69).
- Mesh back and upholstered seat models: Mesh back is available in Black (MS69), Natural (MS74) and Stone (MS71).
- Seats can be upholstered in Luxhide bonded leather (various colours) or in all Global grade 1 seating textiles (see page 133).
- Compliant with the emissions guidelines set by the GREENGUARD Environmental Institute.
- Limited Warranty (5-year exceptions apply - see page 137).
- Weight capacity for this series is 300 lbs.

OPTIONAL FEATURES

- For hard surface flooring casters, please specify (C9R). Add \$21/set.
- For optional polished aluminum base, please specify (ALU). Add \$131.
- For optional height and width adjustable T-arms with sliding, articulating armcaps, please specify (G1). Add \$72.

ALTERNATE TEXTILE OPTIONS

- Graded-in textiles are available. No minimum quantities. Contact Customer Service for pricing.

CHAIR ADJUSTMENTS

- **Synchro-tilter chairs**
 - Synchro tilt with multi position tilt lock.
 - Tilt tension adjustment.
 - Height and depth adjustable lumbar support.
 - Pneumatic seat height adjustment.
- **Multi-tilter chairs**
 - Infinite position tilt lock.
 - Tilt tension adjustment.
 - Independent back and seat angle adjustment.
 - Side activated sliding seat depth adjustment.
 - Height and depth adjustable lumbar support.
 - Pneumatic seat height adjustment.
- **Tilter chairs**
 - Center tilt with upright position tilt lock.
 - Tilt tension adjustment.
 - Height and depth adjustable lumbar support.
 - Pneumatic seat height adjustment.
- **Task chairs**
 - Manual bolt seat depth adjustment.
 - Height and depth adjustable lumbar support.
 - Pneumatic seat height adjustment.
- **Weight sensing synchro-tilter chairs**
 - Synchro tilt with multi position tilt lock.
 - Automatic tilt tension adjustment.
 - Side activated sliding seat depth adjustment.
 - Height and depth adjustable lumbar support.
 - Pneumatic seat height adjustment.
- **Height adjustable chairs**
 - Task mechanism.
 - Height and depth adjustable lumbar support.
 - Pneumatic seat height adjustment.
 - Height adjustable Chrome footrest.

DESCRIPTION MODEL# / FEATURES



Synchro-Tilter, Mesh Back and Uph Seat
 Unit weight: 42 LB | 19.1 KG
 Carton weight: 51 LB | 23.13 KG
 Carton volume: 10.5 FT³ | 0.29 MT³

MVL3101
 Luxhide bonded leather or fabric

List price

811

Ergonomic features:
 A, B, C, D, H, L, M, N, V



1 per carton



OVERALL DIMENSIONS
 W D H

SEAT DIMENSIONS
 W D H

BACK DIMENSIONS
 W H

IN 26 27 38.5
 MM 660 686 978

20 18.5 16.5-21.5
 508 470 419-546

19.5 20
 495 508



Multi-Tilter, Mesh Back and Uph Seat
 Unit weight: 47 LB | 21.4 KG
 Carton weight: 56 LB | 25.4 KG
 Carton volume: 10.5 FT³ | 0.29 MT³

MVL3103
 Luxhide bonded leather or fabric

List price

875

Ergonomic features:
 A, B, C, D, E, F, G, H, M, N, S, V



1 per carton



OVERALL DIMENSIONS
 W D H

SEAT DIMENSIONS
 W D H

BACK DIMENSIONS
 W H

IN 26 27 39.5
 MM 660 686 1003

20 17.5-20.5 17.5-22.5
 508 445-521 445-572

19.5 20
 495 508

DESCRIPTION MODEL# / FEATURES



Tilter, Mesh Back and Uph Seat
 Unit weight: 36 LB | 16.4 KG
 Carton weight: 45 LB | 20.41 KG
 Carton volume: 10.5 FT³ | 0.29 MT³

List price
MVL3104
 Luxhide bonded leather or fabric
 780

	OVERALL DIMENSIONS			SEAT DIMENSIONS			BACK DIMENSIONS	
	W	D	H	W	D	H	W	H
IN	26	27	38	20	18.5	16-21	19.5	20
MM	660	686	965	508	470	406-533	495	508

Ergonomic features:
 A, B, C, D, H, M, N, S, V
 1 per carton



Task, Mesh Back and Uph Seat
 Unit weight: 31 LB | 14.1 KG
 Carton weight: 40 LB | 18.14 KG
 Carton volume: 10.5 FT³ | 0.29 MT³

List price
MVL3106
 Luxhide bonded leather or fabric
 724

	OVERALL DIMENSIONS			SEAT DIMENSIONS			BACK DIMENSIONS	
	W	D	H	W	D	H	W	H
IN	26	27	38	20	18.5	16-21	19.5	20
MM	660	686	965	508	470	406-533	495	508

Ergonomic features:
 C, D, E, H, M, N, V
 1 per carton



Armless Height Adjustable Chair, Mesh Back and Uph Seat
 Unit weight: 30 LB | 13.6 KG
 Carton weight: 39 LB | 17.69 KG
 Carton volume: 10.5 FT³ | 0.29 MT³

List price
MVL3107
 Luxhide bonded leather or fabric
 844

	OVERALL DIMENSIONS			SEAT DIMENSIONS			BACK DIMENSIONS	
	W	D	H	W	D	H	W	H
IN	20	27	48	20	18.5	23-33	19.5	20
MM	508	686	1219	508	470	584-838	495	508

Ergonomic features:
 C, D, M, N, V
 1 per carton



Weight Sensing Synchro-Tilter, Mesh Back and Uph Seat
 Unit weight: 42 LB | 19.1 KG
 Carton weight: 51 LB | 23.13 KG
 Carton volume: 10.5 FT³ | 0.29 MT³

List price
MVL3108
 Luxhide bonded leather or fabric
 957

	OVERALL DIMENSIONS			SEAT DIMENSIONS			BACK DIMENSIONS	
	W	D	H	W	D	H	W	H
IN	26	27	39	20	17.5-20.5	16.5-21.5	19.5	20
MM	660	686	991	508	445-521	419-546	495	508

Ergonomic features:
 A, B, C, D, E, H, L, M, N, V
 1 per carton



Height Adjustable Chair w/Arms, Mesh Back and Uph Seat
 Unit weight: 36 LB | 16.4 KG
 Carton weight: 45 LB | 20.41 KG
 Carton volume: 10.5 FT³ | 0.29 MT³

List price
MVL3109
 Luxhide bonded leather or fabric
 924

	OVERALL DIMENSIONS			SEAT DIMENSIONS			BACK DIMENSIONS	
	W	D	H	W	D	H	W	H
IN	26	27	48	20	18.5	23-33	19.5	20
MM	660	686	1219	508	470	584-838	495	508

Ergonomic features:
 C, D, H, M, N, V
 1 per carton

DESCRIPTION MODEL# / FEATURES



Synchro-Tilter, Uph Back and Seat
 Unit weight: 43 LB | 19.5 KG
 Carton weight: 52 LB | 23.59 KG
 Carton volume: 10.5 FT³ | 0.29 MT³

List price

MVL3111
 Luxhide bonded leather or fabric

904

	OVERALL DIMENSIONS			SEAT DIMENSIONS			BACK DIMENSIONS	
	W	D	H	W	D	H	W	H
IN	26	27	38.5	20	18.5	16.5-21.5	19.5	20
MM	660	686	978	508	470	419-546	495	508

Ergonomic features:
 A, B, C, D, H, L, M, N, V



1 per carton



Multi-Tilter, Uph Back and Seat
 Unit weight: 48 LB | 21.8 KG
 Carton weight: 57 LB | 25.85 KG
 Carton volume: 10.5 FT³ | 0.29 MT³

List price

MVL3113
 Luxhide bonded leather or fabric

969

	OVERALL DIMENSIONS			SEAT DIMENSIONS			BACK DIMENSIONS	
	W	D	H	W	D	H	W	H
IN	26	27	39.5	20	17.5-20.5	17.5-22.5	19.5	20
MM	660	686	1003	508	445-521	445-572	495	508

Ergonomic features:
 A, B, C, D, E, F, G, H, M, N, S, V



1 per carton



Tilter, Uph Back and Seat
 Unit weight: 37 LB | 16.8 KG
 Carton weight: 46 LB | 20.87 KG
 Carton volume: 10.5 FT³ | 0.29 MT³

List price

MVL3114
 Luxhide bonded leather or fabric

875

	OVERALL DIMENSIONS			SEAT DIMENSIONS			BACK DIMENSIONS	
	W	D	H	W	D	H	W	H
IN	26	27	38	20	18.5	16-21	19.5	20
MM	660	686	965	508	470	406-533	495	508

Ergonomic features:
 A, B, C, D, H, M, N, S, V



1 per carton



Task, Uph Back and Seat
 Unit weight: 32 LB | 14.5 KG
 Carton weight: 41 LB | 18.6 KG
 Carton volume: 10.5 FT³ | 0.29 MT³

List price

MVL3116
 Luxhide bonded leather or fabric

817

	OVERALL DIMENSIONS			SEAT DIMENSIONS			BACK DIMENSIONS	
	W	D	H	W	D	H	W	H
IN	26	27	38	20	18.5	16-21	19.5	20
MM	660	686	965	508	470	406-533	495	508

Ergonomic features:
 C, D, E, H, M, N, V



1 per carton



Armless Height Adjustable Chair, Uph Back and Seat
 Unit weight: 31 LB | 14.1 KG
 Carton weight: 40 LB | 18.14 KG
 Carton volume: 10.5 FT³ | 0.29 MT³

List price

MVL3117
 Luxhide bonded leather or fabric

938

	OVERALL DIMENSIONS			SEAT DIMENSIONS			BACK DIMENSIONS	
	W	D	H	W	D	H	W	H
IN	20	27	48	20	18.5	23-33	19.5	20
MM	508	686	1219	508	470	584-838	495	508

Ergonomic features:
 C, D, M, N, V



1 per carton



DESCRIPTION MODEL# / FEATURES



Weight Sensing Synchro-Tilter, Uph Back and Seat
 Unit weight: 43 LB | 19.5 KG
 Carton weight: 52 LB | 23.59 KG
 Carton volume: 10.5 FT³ | 0.29 MT³

List price								
MVL3118 Luxhide bonded leather or fabric								
1049								
OVERALL DIMENSIONS			SEAT DIMENSIONS			BACK DIMENSIONS		
	W	D	H	W	D	H	W	H
IN	26	27	39	20	17.5-20.5	16.5-21.5	19.5	20
MM	660	686	991	508	445-521	419-546	495	508
Ergonomic features: A, B, C, D, E, H, L, M, N, V								
RTA 2			courier			1 per carton		
CANADA			ENGINEERED TESTER ASSEMBLED CINCO TESTE MONTE			certified		



Height Adjustable Chair w/Arms, Uph Back and Seat
 Unit weight: 37 LB | 16.8 KG
 Carton weight: 46 LB | 20.87 KG
 Carton volume: 10.5 FT³ | 0.29 MT³

List price								
MVL3119 Luxhide bonded leather or fabric								
1020								
OVERALL DIMENSIONS			SEAT DIMENSIONS			BACK DIMENSIONS		
	W	D	H	W	D	H	W	H
IN	26	27	48	20	18.5	23-33	19.5	20
MM	660	686	1219	508	470	584-838	495	508
Ergonomic features: C, D, H, M, N, V								
RTA 2			courier			1 per carton		
CANADA			ENGINEERED TESTER ASSEMBLED CINCO TESTE MONTE			certified		



Synchro-Tilter, Mesh Back and Seat
 Unit weight: 43 LB | 19.5 KG
 Carton weight: 52 LB | 23.59 KG
 Carton volume: 10.5 FT³ | 0.29 MT³

List price								
MVL3121 Black mesh								
866								
OVERALL DIMENSIONS			SEAT DIMENSIONS			BACK DIMENSIONS		
	W	D	H	W	D	H	W	H
IN	26	27	38.5	20	18.5	16.5-21.5	19.5	20
MM	660	686	978	508	470	419-546	495	508
Ergonomic features: A, B, C, D, H, L, M, V								
RTA 2			courier			1 per carton		
CANADA			ENGINEERED TESTER ASSEMBLED CINCO TESTE MONTE			certified		



Multi-Tilter, Mesh Back and Seat
 Unit weight: 48 LB | 21.8 KG
 Carton weight: 57 LB | 25.85 KG
 Carton volume: 10.5 FT³ | 0.29 MT³

List price								
MVL3123 Black mesh								
930								
OVERALL DIMENSIONS			SEAT DIMENSIONS			BACK DIMENSIONS		
	W	D	H	W	D	H	W	H
IN	26	27	39.5	20	17.5-20.5	17.5-22.5	19.5	20
MM	660	686	1003	508	445-521	445-572	495	508
Ergonomic features: A, B, C, D, E, F, G, H, M, S, V								
RTA 2			courier			1 per carton		
CANADA			ENGINEERED TESTER ASSEMBLED CINCO TESTE MONTE			certified		



Tilter, Mesh Back and Seat
 Unit weight: 37 LB | 16.8 KG
 Carton weight: 46 LB | 20.87 KG
 Carton volume: 10.5 FT³ | 0.29 MT³

List price								
MVL3124 Black mesh								
835								
OVERALL DIMENSIONS			SEAT DIMENSIONS			BACK DIMENSIONS		
	W	D	H	W	D	H	W	H
IN	26	27	38	20	18.5	16-21	19.5	20
MM	660	686	965	508	470	406-533	495	508
Ergonomic features: A, B, C, D, H, M, S, V								
RTA 2			courier			1 per carton		
CANADA			ENGINEERED TESTER ASSEMBLED CINCO TESTE MONTE			certified		

DESCRIPTION

MODEL# / FEATURES



Task, Mesh Back and Seat

Unit weight: 32 LB | 14.5 KG
 Carton weight: 41 LB | 18.6 KG
 Carton volume: 10.5 FT³ | 0.29 MT³

		List price							
MVL3126		779							
Black mesh									
		OVERALL DIMENSIONS			SEAT DIMENSIONS			BACK DIMENSIONS	
		W	D	H	W	D	H	W	H
IN	26	27	38	20	18.5	16-21	19.5	20	
MM	660	686	965	508	470	406-533	495	508	
Ergonomic features:		RTA 2		courier	1 per carton		ENGINEERED TESTER ASSEMBLED CONÇO TESTÉ MONTE		canadap
C, D, E, H, M, V									



Armless Height Adjustable Chair, Mesh Back and Seat

Unit weight: 31 LB | 14.1 KG
 Carton weight: 40 LB | 18.1 KG
 Carton volume: 10.5 FT³ | 0.29 MT³

		List price							
MVL3127		899							
Black mesh									
		OVERALL DIMENSIONS			SEAT DIMENSIONS			BACK DIMENSIONS	
		W	D	H	W	D	H	W	H
IN	20	27	48	20	18.5	23-33	19.5	20	
MM	508	686	1219	508	470	584-838	495	508	
Ergonomic features:		RTA 2		courier	1 per carton		ENGINEERED TESTER ASSEMBLED CONÇO TESTÉ MONTE		canadap
C, D, M, V									



Weight Sensing Synchro-Tilter, Mesh Back and Seat

Unit weight: 43 LB | 19.5 KG
 Carton weight: 52 LB | 23.59 KG
 Carton volume: 10.5 FT³ | 0.29 MT³

		List price							
MVL3128		1012							
Black mesh									
		OVERALL DIMENSIONS			SEAT DIMENSIONS			BACK DIMENSIONS	
		W	D	H	W	D	H	W	H
IN	26	27	39	20	17.5-20.5	16.5-21.5	19.5	20	
MM	660	686	991	508	445-521	419-546	495	508	
Ergonomic features:		RTA 2		courier	1 per carton		ENGINEERED TESTER ASSEMBLED CONÇO TESTÉ MONTE		canadap
A, B, C, D, E, H, L, M, V									



Height Adjustable Chair w/Arms, Mesh Back and Seat

Unit weight: 37 LB | 16.8 KG
 Carton weight: 46 LB | 20.87 KG
 Carton volume: 10.5 FT³ | 0.29 MT³

		List price							
MVL3129		979							
Black mesh									
		OVERALL DIMENSIONS			SEAT DIMENSIONS			BACK DIMENSIONS	
		W	D	H	W	D	H	W	H
IN	26	27	48	20	18.5	23-33	19.5	20	
MM	660	686	1219	508	470	584-838	495	508	
Ergonomic features:		RTA 2		courier	1 per carton		ENGINEERED TESTER ASSEMBLED CONÇO TESTÉ MONTE		canadap
C, D, H, M, V									

AVRO 350



model MVL11716

STANDARD FEATURES

- Canadian made seating specifically intended for users of above average height and/or weight.
- High comfort seat made from Ultracell high density, high resilient foam.
- Breathable mesh back.
- Standard with height and width adjustable arms with sliding, rotating and lockable armcaps.
- Width adjustable arm extensions are standard and allow the arms to move away from the seat by 2" on each side for additional space.
- Black frame with a Black heavy duty 5-prong, injection molded fiberglass reinforced nylon base.
- Dual wheel carpet casters (C65) are standard.
- Mesh back is available in Black (MS69), Natural (MS74) and Stone (MS71).
- Seat can be upholstered in Luxhide bonded leather (various colours) or in all Global grade 1 seating textiles (see page 133).
- Limited Warranty (5-year exceptions apply - see page 137).
- Textile or upholstery material on these products must exceed 100,000 double rubs for the textile portion of the warranty to apply.
- Weight capacity for this series is 350 lbs.

CHAIR ADJUSTMENTS



- Multi-tilter mechanism with infinite position tilt lock.
- Infinite position back and seat angle adjustments, including forward tilt.
- Tilt tension adjustment.
- Side activated sliding seat depth adjustment.
- Height and depth adjustable lumbar support.
- Pneumatic seat height adjustment.

ALTERNATE TEXTILE OPTIONS

- Graded-in textiles are available (seat only). No minimum quantities. Contact Customer Service for pricing.

OPTIONAL FEATURES

- For hard surface flooring casters, please specify (C65R). Add \$21/set.

DESCRIPTION	MODEL# / FEATURES		List price																																		
	 <p>Mesh High Back Heavy Duty Multi-Tilter Unit weight: 53.5 LB 24.3 KG Carton weight: 66 LB 29.94 KG Carton volume: 11.75 FT³ 0.33 MT³</p>	<p>MVL11716 Luxhide bonded leather or fabric)</p>	1095																																		
<table border="1"> <thead> <tr> <th rowspan="2"></th> <th colspan="3">OVERALL DIMENSIONS</th> <th colspan="3">SEAT DIMENSIONS</th> <th colspan="2">BACK DIMENSIONS</th> </tr> <tr> <th>W</th> <th>D</th> <th>H</th> <th>W</th> <th>D</th> <th>H</th> <th>W</th> <th>H</th> </tr> </thead> <tbody> <tr> <td>IN</td> <td>26</td> <td>25</td> <td>40.5</td> <td>21.5</td> <td>16.5</td> <td>18.5-22.5</td> <td>20</td> <td>20</td> </tr> <tr> <td>MM</td> <td>660</td> <td>635</td> <td>1029</td> <td>546</td> <td>419</td> <td>470-572</td> <td>508</td> <td>508</td> </tr> </tbody> </table>				OVERALL DIMENSIONS			SEAT DIMENSIONS			BACK DIMENSIONS		W	D	H	W	D	H	W	H	IN	26	25	40.5	21.5	16.5	18.5-22.5	20	20	MM	660	635	1029	546	419	470-572	508	508
	OVERALL DIMENSIONS			SEAT DIMENSIONS			BACK DIMENSIONS																														
	W	D	H	W	D	H	W	H																													
IN	26	25	40.5	21.5	16.5	18.5-22.5	20	20																													
MM	660	635	1029	546	419	470-572	508	508																													
<p>Ergonomic features: A, B, C, D, E, F, G, H, M, N, Q, R, S, V</p>		<p>RTA 2</p>	<p>1 per carton</p>																																		

BETA



model MVL2729



model MVL2718

STANDARD FEATURES

- Posture task chairs. Canadian made.
- Generous size seat and back, fully upholstered.
- Standard with height adjustable T-arms with durable self-skinned urethane (SSU) armcaps (except armless models).
- Height adjustable chairs are equipped with an adjustable Chrome footrest.
- Dual wheel carpet casters (C65) are standard.
- Can be upholstered in all Global grade 1 seating textiles with the exception of Luxhide (see page 133).
- Compliant with the emissions guidelines set by the GREENGUARD Environmental Institute.
- Limited Warranty (5-year exceptions apply - see page 137).
- Weight capacity for this series is 300 lbs.

CHAIR ADJUSTMENTS

- Infinite back angle and back height adjustment.
- Pneumatic seat height adjustment.

OPTIONAL FEATURES

- For hard surface flooring casters, please specify (C65R). Add \$21/set.
- Bantam is a durable, bleach cleanable (9:1) vinyl, but due to the stiff nature of the textile, this vinyl is prone to bunching and will not upholster as smoothly as other coverings in this series.

DESCRIPTION

MODEL# / FEATURES



Height Adjustable Armless Posture Task

Unit weight: 41 LB | 18.6 KG
 Carton weight: 46 LB | 20.87 KG
 Carton volume: 6.75 FT³ | 0.19 MT³

MODEL# / FEATURES		List price					
MVL2718		589					
OVERALL DIMENSIONS			SEAT DIMENSIONS			BACK DIMENSIONS	
W	D	H	W	D	H	W	H
IN 20.5	23.5	44	20.5	16.5	22-30	18.5	16-19
MM 521	597	1118	521	419	559-762	470	406-483
Ergonomic features:		RTA 2	courier	1 per carton	CANADA	GREENGUARD	
C, D, G, M, N							



Height Adjustable Posture Task w/Arms

Unit weight: 46 LB | 20.9 KG
 Carton weight: 51 LB | 23.13 KG
 Carton volume: 6.75 FT³ | 0.19 MT³

MODEL# / FEATURES		List price					
MVL2719		688					
OVERALL DIMENSIONS			SEAT DIMENSIONS			BACK DIMENSIONS	
W	D	H	W	D	H	W	H
IN 24.5	23.5	44	20.5	16.5	22-30	18.5	16-19
MM 622	597	1118	521	419	559-762	470	406-483
Ergonomic features:		RTA 2	courier	1 per carton	CANADA	GREENGUARD	
C, D, G, H, M, N							



Armless Posture Task

Unit weight: 27 LB | 12.3 KG
 Carton weight: 31 LB | 14.06 KG
 Carton volume: 4.9 FT³ | 0.13 MT³


MODEL# / FEATURES		List price					
MVL2728		381					
OVERALL DIMENSIONS			SEAT DIMENSIONS			BACK DIMENSIONS	
W	D	H	W	D	H	W	H
IN 20.5	22	38.5	20.5	17	16.5-21.5	18.5	16-20
MM 521	559	978	521	432	419-546	470	406-508
Ergonomic features:		RTA 2	courier	1 per carton	CANADA	GREENGUARD	
C, D, G, M, N							



Posture Task w/Arms

Unit weight: 33 LB | 15 KG
 Carton weight: 38 LB | 17.24 KG
 Carton volume: 6.75 FT³ | 0.19 MT³

MODEL# / FEATURES		List price					
MVL2729		482					
OVERALL DIMENSIONS			SEAT DIMENSIONS			BACK DIMENSIONS	
W	D	H	W	D	H	W	H
IN 24	22	38.5	20.5	17	16.5-21.5	18.5	16-20
MM 610	559	978	521	432	419-546	470	406-508
Ergonomic features:		RTA 2	courier	1 per carton	CANADA	GREENGUARD	
C, D, G, H, M, N							

DESCRIPTION	MODEL# / FEATURES	List price								
 <p>Height Adjustable T-Arms - 1 pair Unit weight: 8 LB 3.6 KG Carton weight: 10 LB 4.54 KG Carton volume: 1.3 FT³ 0.03 MT³</p>	MVL2784	119								
		OVERALL DIMENSIONS			SEAT DIMENSIONS			BACK DIMENSIONS		
		W	D	H	W	D	H	W	H	
	IN	3	10	12	-	-	-	-	-	
	MM	76	254	305	-	-	-	-	-	
	RTA 00	1 pair per carton (pricing is for the pair, specifications are for one arm)								

BOLT



model OTG11510B

STANDARD FEATURES




- Value priced mesh seating.
- Breathable mesh back.
- Scuff resistant arched base.
- Standard with height adjustable T-arms with durable self-skinned urethane (SSU) armcaps.
- Dual wheel carpet casters (C65) are standard.
- Only available in Black mesh fabric (MS20) seat with Black mesh back.
- Compliant with the emissions guidelines set by the GREENGUARD Environmental Institute.
- Limited Warranty (2-year exceptions apply - see page 137).
- Weight capacity for this series is 300 lbs.

CHAIR ADJUSTMENTS

- Center tilt with upright position tilt lock.
- Tilt tension adjustment.
- Pneumatic seat height adjustment.

OPTIONAL FEATURES

- Hard surface flooring casters (**C65R**) can be purchased separately. Add \$96/set.

DESCRIPTION	MODEL# / FEATURES	List price								
 <p>Tilter, Mesh Back Unit weight: 36 LB 16.32 KG Carton weight: 36 LB 16.33 KG Carton volume: 4.6 FT³ 0.13 MT³</p>	OTG11510B	492								
		OVERALL DIMENSIONS			SEAT DIMENSIONS			BACK DIMENSIONS		
		W	D	H	W	D	H	W	H	
	IN	25	21.5	35.5	19.5	17	17.5-21.5	18	16.5	
	MM	635	546	902	495	432	445-546	457	419	
	RTA 8		1 per carton							
	Ergonomic features: A, B, C, H, M, N, S									

BRIGHTON



model MVL2787

STANDARD FEATURES

- High back management chair.
- High comfort design, Canadian made.
- Contoured seat and back with integrated headrest.
- Black arms and base.
- Loop arms with upholstered armcaps.
- Dual wheel carpet casters (C65) are standard.
- Seating surfaces can be upholstered in Luxhide bonded leather, in various colours (see page 133).
- Compliant with the emissions guidelines set by the GREENGUARD Environmental Institute.





- Limited Warranty (5-year exceptions apply - see page 137).
- Weight capacity for this series is 300 lbs.

CHAIR ADJUSTMENTS

- Center tilt with upright position tilt lock.
- Tilt tension adjustment.
- Pneumatic seat height adjustment.

OPTIONAL FEATURES

- For hard surface flooring casters, please specify (**C65R**). Add \$21/set.

DESCRIPTION	MODEL# / FEATURES	List price								
 <p>High Back Tilter Unit weight: 42 LB 19.1 KG Carton weight: 54 LB 24.49 KG Carton volume: 10.5 FT³ 0.29 MT³</p>	MVL2787	798								
		OVERALL DIMENSIONS			SEAT DIMENSIONS			BACK DIMENSIONS		
		W	D	H	W	D	H	W	H	
	IN	26.5	28	44	21.5	20	16-21	20	25.5	
	MM	673	711	1118	546	508	406-533	508	649	
	RTA 8		1 per carton							
	Ergonomic features: A, B, C, M, N, S									

CAMAN



model MVL11886



model MVL11888

STANDARD FEATURES

- Canadian made.
- Welded steel frame in Black finish.
- Fixed arms with self-skinned urethane (SSU) armcaps.
- Dual wheel carpet casters (C65) are standard (except guest chairs).
- Seating surfaces can be upholstered in Luxhide bonded leather, in various colours or in all Global grade 1 seating textiles (see page 133).
- Compliant with the emissions guidelines set by the GREENGUARD Environmental Institute.
- Limited Warranty (5-year exceptions apply - see page 137).
- Weight capacity for this series is 300 lbs.

TILT CHAIR ADJUSTMENTS



- Center tilt with upright position tilt lock
- Tilt tension adjustment.
- Pneumatic seat height adjustment.

OPTIONAL FEATURES

- For hard surface flooring casters, please specify (C65R). Add \$21/set.

ALTERNATE TEXTILE OPTIONS

- Graded-in textiles are available. No minimum quantities. Contact Customer Service for pricing.

DESCRIPTION	MODEL# / FEATURES	List price																																				
 <p>High Back Tilter Unit weight: 31 LB 14.1 KG Carton weight: 36.5 LB 16.56 KG Carton volume: 22.5 FT³ 0.63 MT³</p>	<p>MVL11886 Luxhide bonded leather or fabric</p>	532																																				
		<p>Ergonomic features: A, B, C, M, N, S</p>																																				
 <p>Medium Back Guest Chair - Sled Base Unit weight: 23 LB 10.5 KG Carton weight: 28.5 LB 12.93 KG Carton volume: 22.5 FT³ 0.63 MT³</p>	<p>MVL11888 Luxhide bonded leather or fabric</p>	447																																				
		<p>Ergonomic features: M, N</p>																																				
<table border="1"> <thead> <tr> <th rowspan="2"></th> <th colspan="3">OVERALL DIMENSIONS</th> <th colspan="3">SEAT DIMENSIONS</th> <th colspan="2">BACK DIMENSIONS</th> </tr> <tr> <th>W</th> <th>D</th> <th>H</th> <th>W</th> <th>D</th> <th>H</th> <th>W</th> <th>H</th> </tr> </thead> <tbody> <tr> <td>IN</td> <td>25</td> <td>27</td> <td>40</td> <td>20.5</td> <td>18</td> <td>16-20</td> <td>19.5</td> <td>22.5</td> </tr> <tr> <td>MM</td> <td>635</td> <td>686</td> <td>1016</td> <td>521</td> <td>457</td> <td>406-508</td> <td>495</td> <td>572</td> </tr> </tbody> </table>					OVERALL DIMENSIONS			SEAT DIMENSIONS			BACK DIMENSIONS		W	D	H	W	D	H	W	H	IN	25	27	40	20.5	18	16-20	19.5	22.5	MM	635	686	1016	521	457	406-508	495	572
	OVERALL DIMENSIONS				SEAT DIMENSIONS			BACK DIMENSIONS																														
	W	D	H	W	D	H	W	H																														
IN	25	27	40	20.5	18	16-20	19.5	22.5																														
MM	635	686	1016	521	457	406-508	495	572																														
<p>RTA 00 2 per carton (pricing and specifications are for one chair)</p> <p>CANADA GREENGUARD</p>																																						

CARLETON



model OTG11359

STANDARD FEATURES







- Available in high back and extended high back models.
- S-curve back shape for support of lumbar, shoulders and head.
- Contoured seat with waterfall seat front.
- Standard with height adjustable T-arms with durable self-skinned urethane (SSU) armcaps.
- Dual wheel carpet casters (C1) are standard.
- Seating surfaces are upholstered in Graphite polyester only.
- Compliant with the emissions guidelines set by the GREENGUARD Environmental Institute.
- Limited Warranty (2-year exceptions apply - see page 137).
- Weight capacity for this series is 300 lbs.

CHAIR ADJUSTMENTS

- Center tilt with upright position tilt lock.
- Tilt tension adjustment.
- Pneumatic seat height adjustment.

OPTIONAL FEATURES

- Hard surface flooring casters (C9R) can be purchased separately. Add \$96/set.

DESCRIPTION		MODEL# / FEATURES																																				
 <p>High Back Tilter Unit weight: 42 LB 19.05 KG Carton weight: 42 LB 19.05 KG Carton volume: 6.5 FT³ 0.18 MT³</p>		List price																																				
		OTG11358	585																																			
 <p>Extended High Back Tilter Unit weight: 43 LB 19.5 KG Carton weight: 43 LB 19.5 KG Carton volume: 7 FT³ 0.19 MT³</p>		List price																																				
		OTG11359	615																																			
		<table border="1"> <thead> <tr> <th rowspan="2"></th> <th colspan="3">OVERALL DIMENSIONS</th> <th colspan="3">SEAT DIMENSIONS</th> <th colspan="2">BACK DIMENSIONS</th> </tr> <tr> <th>W</th> <th>D</th> <th>H</th> <th>W</th> <th>D</th> <th>H</th> <th>W</th> <th>H</th> </tr> </thead> <tbody> <tr> <td>IN</td> <td>25</td> <td>27.5</td> <td>43</td> <td>19.5</td> <td>19</td> <td>18.5-22.5</td> <td>19</td> <td>22.5</td> </tr> <tr> <td>MM</td> <td>635</td> <td>699</td> <td>1092</td> <td>495</td> <td>483</td> <td>470-572</td> <td>483</td> <td>572</td> </tr> </tbody> </table>			OVERALL DIMENSIONS			SEAT DIMENSIONS			BACK DIMENSIONS		W	D	H	W	D	H	W	H	IN	25	27.5	43	19.5	19	18.5-22.5	19	22.5	MM	635	699	1092	495	483	470-572	483	572
	OVERALL DIMENSIONS				SEAT DIMENSIONS			BACK DIMENSIONS																														
	W	D	H	W	D	H	W	H																														
IN	25	27.5	43	19.5	19	18.5-22.5	19	22.5																														
MM	635	699	1092	495	483	470-572	483	572																														
Ergonomic features: A, B, C, H, M, N, S		courier  1 per carton 																																				
		<table border="1"> <thead> <tr> <th rowspan="2"></th> <th colspan="3">OVERALL DIMENSIONS</th> <th colspan="3">SEAT DIMENSIONS</th> <th colspan="2">BACK DIMENSIONS</th> </tr> <tr> <th>W</th> <th>D</th> <th>H</th> <th>W</th> <th>D</th> <th>H</th> <th>W</th> <th>H</th> </tr> </thead> <tbody> <tr> <td>IN</td> <td>25</td> <td>28</td> <td>47</td> <td>19.5</td> <td>19</td> <td>18.5-22.5</td> <td>19</td> <td>28</td> </tr> <tr> <td>MM</td> <td>635</td> <td>711</td> <td>1194</td> <td>495</td> <td>483</td> <td>470-572</td> <td>483</td> <td>711</td> </tr> </tbody> </table>			OVERALL DIMENSIONS			SEAT DIMENSIONS			BACK DIMENSIONS		W	D	H	W	D	H	W	H	IN	25	28	47	19.5	19	18.5-22.5	19	28	MM	635	711	1194	495	483	470-572	483	711
	OVERALL DIMENSIONS				SEAT DIMENSIONS			BACK DIMENSIONS																														
	W	D	H	W	D	H	W	H																														
IN	25	28	47	19.5	19	18.5-22.5	19	28																														
MM	635	711	1194	495	483	470-572	483	711																														
Ergonomic features: A, B, C, H, M, N, S		courier  1 per carton 																																				

CENTRO



model OTG3915

STANDARD FEATURES

- Multi-purpose guest chair.
- Durable oval steel four-legged frame.
- Contoured back and seat cushions with waterfall seat edge.
- Upholstered armcaps.
- Seating surfaces are upholstered in Black Luxhide bonded leather.
- Compliant with the emissions guidelines set by the GREENGUARD Environmental Institute.
- Limited Warranty (2-year exceptions apply - see page 133).
- Weight capacity for this series is 300 lbs.

DESCRIPTION

MODEL# / FEATURES



Guest Chair

Unit weight: 26 LB | 11.8 KG
 Carton weight: 30 LB | 13.61 KG
 Carton volume: 6.25 FT³ | 0.17 M³

Ergonomic features:
 M, N

List price

OTG3915

416

OVERALL DIMENSIONS			SEAT DIMENSIONS			BACK DIMENSIONS		
	W	D	H	W	D	H	W	H
IN	24.5	26	34.5	21.5	18.5	19	21.5	16
MM	622	660	876	546	470	483	546	406

RTA 8



1 per carton



COBALT



model MVL2785

STANDARD FEATURES





- General purpose medium back tilter. Canadian made.
- Standard with height adjustable T-arms with durable self-skinned urethane (SSU) armcaps.
- Dual wheel carpet casters (C65) are standard.
- Seating surfaces can be upholstered in Luxhide bonded leather, in various colours or in all Global grade 1 seating textiles (see page 133).
- Compliant with the emissions guidelines set by the GREENGUARD Environmental Institute.
- Limited Warranty (5-year exceptions apply - see page 137).
- Weight capacity for this series is 300 lbs.

CHAIR ADJUSTMENTS

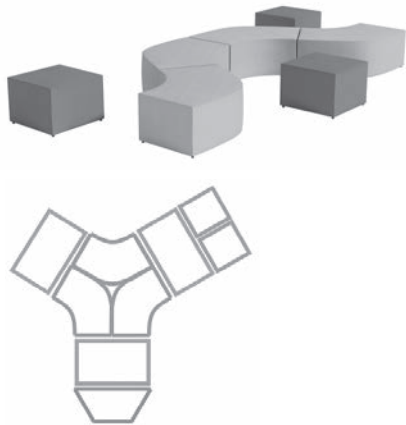
- Center tilt with upright position tilt lock.
- Tilt tension adjustment.
- Pneumatic seat height adjustment.

OPTIONAL FEATURES

- For hard surface flooring casters, please specify (C65R). Add \$21/set.

DESCRIPTION	MODEL# / FEATURES	List price																																							
 <p>Medium Back Tilter Unit weight: 35 LB 15.9 KG Carton weight: 40 LB 18.14 KG Carton volume: 5.5 FT³ 0.15 MT³</p>	<p>MVL2785 Luxhide bonded leather or fabric</p> <p>Ergonomic features: A, B, C, H, M, N, S</p>																																								
		<table border="1"> <thead> <tr> <th colspan="3">OVERALL DIMENSIONS</th> <th colspan="3">SEAT DIMENSIONS</th> <th colspan="3">BACK DIMENSIONS</th> </tr> <tr> <th></th> <th>W</th> <th>D</th> <th>H</th> <th>W</th> <th>D</th> <th>H</th> <th>W</th> <th>H</th> </tr> </thead> <tbody> <tr> <td>IN</td> <td>25.5</td> <td>24.5</td> <td>36</td> <td>20</td> <td>17</td> <td>15.5-19.5</td> <td>18.5</td> <td>18</td> </tr> <tr> <td>MM</td> <td>648</td> <td>622</td> <td>914</td> <td>508</td> <td>432</td> <td>394-495</td> <td>470</td> <td>457</td> </tr> </tbody> </table>			OVERALL DIMENSIONS			SEAT DIMENSIONS			BACK DIMENSIONS				W	D	H	W	D	H	W	H	IN	25.5	24.5	36	20	17	15.5-19.5	18.5	18	MM	648	622	914	508	432	394-495	470	457	<p>RTA 2  1 per carton  </p>
OVERALL DIMENSIONS			SEAT DIMENSIONS			BACK DIMENSIONS																																			
	W	D	H	W	D	H	W	H																																	
IN	25.5	24.5	36	20	17	15.5-19.5	18.5	18																																	
MM	648	622	914	508	432	394-495	470	457																																	

CRAFT



Sample layout
Two square units, three rectangle units, three curve-120 degree units, one wedge unit



3-way layout
Three curve-120 degree units, three half round units and three round units



Collaborative pod layout
Six wedge units



Collaborative layout
Six curve-120 degree units, six round units



Sample layout
Two wedge units



Sample layout
Two half round units

STANDARD FEATURES

- Craft is a modular lounge seating series that is easy to configure, durable and ideal for open spaces.
- Modular non-handed components, can be reconfigured to suit your space.
- Curve-120 degree units can create 3-way and collaborative pod configurations.
- Cushions are fully upholstered and mounted on 1.5" high nylon glides.
- Can be upholstered in all Global grade 1 seating textiles or in Luxhide bonded leather (see page 133).
- Compliant with the emissions guidelines set by the GREENGUARD Environmental Institute.
- Limited Warranty (5-year exceptions apply - see page 137).
- Weight capacity for this series is 300 lbs. per seat.

OPTIONAL FEATURES

- For dual wheel carpet casters, please specify (C107). Add \$42.
- For hard surface flooring casters, please specify (C107R). Add \$59.

ALTERNATE TEXTILE OPTIONS

- Graded-in textiles are available. No minimum quantities. Contact Customer Service for pricing.

COMPLIMENTARY TABLES AVAILABLE

- Perfect partner for Craft Seating (see page 28).

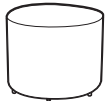
DESCRIPTION

MODEL# / FEATURES

List price

MVL13007

413



Round 20" Unit
Unit weight: 17 LB | 7.7 KG
Carton weight: 23 LB | 10.43 KG
Carton volume: 5.25 FT³ | 0.14 MT³

	OVERALL DIMENSIONS			SEAT DIMENSIONS			BACK DIMENSIONS	
	W	D	H	W	D	H	W	H
IN	20	20	17.5	-	-	-	-	-
MM	508	508	445	-	-	-	-	-

RTA 1



1 per carton



List price

MVL13008

539



Half Round 40" Unit
Unit weight: 33 LB | 15 KG
Carton weight: 41 LB | 18.6 KG
Carton volume: 9.5 FT³ | 0.26 MT³














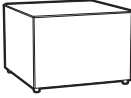




	OVERALL DIMENSIONS			SEAT DIMENSIONS			BACK DIMENSIONS	
	W	D	H	W	D	H	W	H
IN	40	21	17.5	-	-	-	-	-
MM	1016	533	445	-	-	-	-	-

RTA 1

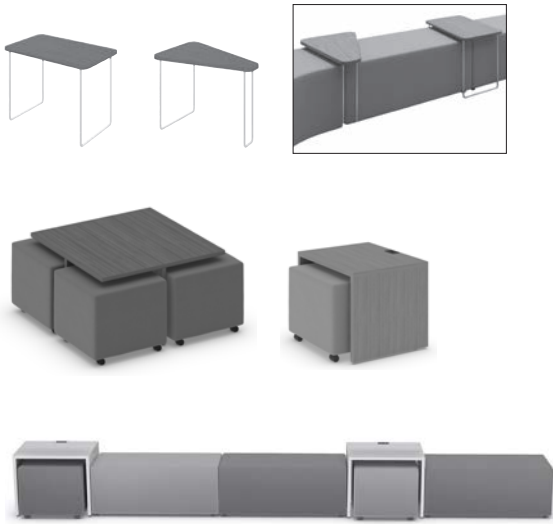


1 per carton



DESCRIPTION	MODEL# / FEATURES																																				
 <p>Wedge Unit Unit weight: 29 LB 13.2 KG Carton weight: 37 LB 16.78 KG Carton volume: 8 FT³ 0.22 MT³</p>		List price																																			
	MVL13009	539																																			
	<table border="1"> <thead> <tr> <th rowspan="2"></th> <th colspan="3">OVERALL DIMENSIONS</th> <th colspan="3">SEAT DIMENSIONS</th> <th colspan="2">BACK DIMENSIONS</th> </tr> <tr> <th>W</th> <th>D</th> <th>H</th> <th>W</th> <th>D</th> <th>H</th> <th>W</th> <th>H</th> </tr> </thead> <tbody> <tr> <td>IN</td> <td>40</td> <td>17.75</td> <td>17.5</td> <td>-</td> <td>-</td> <td>-</td> <td>-</td> <td>-</td> </tr> <tr> <td>MM</td> <td>1016</td> <td>451</td> <td>445</td> <td>-</td> <td>-</td> <td>-</td> <td>-</td> <td>-</td> </tr> </tbody> </table>			OVERALL DIMENSIONS			SEAT DIMENSIONS			BACK DIMENSIONS		W	D	H	W	D	H	W	H	IN	40	17.75	17.5	-	-	-	-	-	MM	1016	451	445	-	-	-	-	-
		OVERALL DIMENSIONS			SEAT DIMENSIONS			BACK DIMENSIONS																													
W		D	H	W	D	H	W	H																													
IN	40	17.75	17.5	-	-	-	-	-																													
MM	1016	451	445	-	-	-	-	-																													
  1 per carton  																																					
 <p>Curve-120 Degree Unit Unit weight: 37 LB 16.8 KG Carton weight: 49 LB 22.23 KG Carton volume: 13.25 FT³ 0.37 MT³</p>		List price																																			
	MVL13010	634																																			
	<table border="1"> <thead> <tr> <th rowspan="2"></th> <th colspan="3">OVERALL DIMENSIONS</th> <th colspan="3">SEAT DIMENSIONS</th> <th colspan="2">BACK DIMENSIONS</th> </tr> <tr> <th>W</th> <th>D</th> <th>H</th> <th>W</th> <th>D</th> <th>H</th> <th>W</th> <th>H</th> </tr> </thead> <tbody> <tr> <td>IN</td> <td>43.5</td> <td>27.5</td> <td>17.5</td> <td>-</td> <td>-</td> <td>-</td> <td>-</td> <td>-</td> </tr> <tr> <td>MM</td> <td>1105</td> <td>699</td> <td>445</td> <td>-</td> <td>-</td> <td>-</td> <td>-</td> <td>-</td> </tr> </tbody> </table>			OVERALL DIMENSIONS			SEAT DIMENSIONS			BACK DIMENSIONS		W	D	H	W	D	H	W	H	IN	43.5	27.5	17.5	-	-	-	-	-	MM	1105	699	445	-	-	-	-	-
		OVERALL DIMENSIONS			SEAT DIMENSIONS			BACK DIMENSIONS																													
W		D	H	W	D	H	W	H																													
IN	43.5	27.5	17.5	-	-	-	-	-																													
MM	1105	699	445	-	-	-	-	-																													
 1 per carton  																																					
 <p>Rectangle Unit Unit weight: 37 LB 16.8 KG Carton weight: 47 LB 21.32 KG Carton volume: 9.5 FT³ 0.26 MT³</p>		List price																																			
	MVL13011	506																																			
	<table border="1"> <thead> <tr> <th rowspan="2"></th> <th colspan="3">OVERALL DIMENSIONS</th> <th colspan="3">SEAT DIMENSIONS</th> <th colspan="2">BACK DIMENSIONS</th> </tr> <tr> <th>W</th> <th>D</th> <th>H</th> <th>W</th> <th>D</th> <th>H</th> <th>W</th> <th>H</th> </tr> </thead> <tbody> <tr> <td>IN</td> <td>40</td> <td>20</td> <td>17.5</td> <td>-</td> <td>-</td> <td>-</td> <td>-</td> <td>-</td> </tr> <tr> <td>MM</td> <td>1016</td> <td>508</td> <td>445</td> <td>-</td> <td>-</td> <td>-</td> <td>-</td> <td>-</td> </tr> </tbody> </table>			OVERALL DIMENSIONS			SEAT DIMENSIONS			BACK DIMENSIONS		W	D	H	W	D	H	W	H	IN	40	20	17.5	-	-	-	-	-	MM	1016	508	445	-	-	-	-	-
		OVERALL DIMENSIONS			SEAT DIMENSIONS			BACK DIMENSIONS																													
W		D	H	W	D	H	W	H																													
IN	40	20	17.5	-	-	-	-	-																													
MM	1016	508	445	-	-	-	-	-																													
  1 per carton  																																					
 <p>Square Unit Unit weight: 22 LB 10 KG Carton weight: 28 LB 12.7 KG Carton volume: 5.25 FT³ 0.14 MT³</p>		List price																																			
	MVL13012	381																																			
	<table border="1"> <thead> <tr> <th rowspan="2"></th> <th colspan="3">OVERALL DIMENSIONS</th> <th colspan="3">SEAT DIMENSIONS</th> <th colspan="2">BACK DIMENSIONS</th> </tr> <tr> <th>W</th> <th>D</th> <th>H</th> <th>W</th> <th>D</th> <th>H</th> <th>W</th> <th>H</th> </tr> </thead> <tbody> <tr> <td>IN</td> <td>20</td> <td>20</td> <td>17.5</td> <td>-</td> <td>-</td> <td>-</td> <td>-</td> <td>-</td> </tr> <tr> <td>MM</td> <td>508</td> <td>508</td> <td>445</td> <td>-</td> <td>-</td> <td>-</td> <td>-</td> <td>-</td> </tr> </tbody> </table>			OVERALL DIMENSIONS			SEAT DIMENSIONS			BACK DIMENSIONS		W	D	H	W	D	H	W	H	IN	20	20	17.5	-	-	-	-	-	MM	508	508	445	-	-	-	-	-
		OVERALL DIMENSIONS			SEAT DIMENSIONS			BACK DIMENSIONS																													
W		D	H	W	D	H	W	H																													
IN	20	20	17.5	-	-	-	-	-																													
MM	508	508	445	-	-	-	-	-																													
  1 per carton  																																					

CRAFT TABLES



STANDARD FEATURES

- Craft tables are the perfect partner to Craft seating products in creating casual meeting solutions for today's workplace and learning environments.
- Overtables are designed to overlap Craft seating units or to be used alone. Overtables are easy to move wherever needed.
- Coffee and side tables provide a convenient place to set your drinks, a light lunch or your personal devices during an impromptu discussion.
- Coffee and side tables help to anchor a space and provide nesting spaces to keep the area tidy when mobile Craft cubes are not in use.
- Side tables are optional with cutouts to accommodate to power or USB charging modules. Modules to be ordered separately.

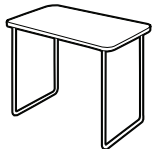
FINISHES

- Docking tables may be ordered in any of the standard laminate finishes below; including two-tone where the top is in one finish and the base in another at no upcharge.
 - Overtable tops may be ordered in any of the standard laminate finishes below. Legs in are Chrome finish only.
- | | | | |
|-----|-----------------|-----|-----------------|
| ACJ | Absolute Acajou | NBL | Noce Bionco |
| ASN | Asian Night | NGL | Noce Grigio |
| AWC | Avant Cherry | NEL | Noce Leggero |
| AWH | Avant Honey | NML | Noce Medio |
| CMB | Clear Maple | WHC | White Chocolate |
| DES | Dark Espresso | WCR | Winter Cherry |
| DWT | Designer White | | |

CONSTRUCTION

- **Docking tables:**
 - 1" thick thermally fused laminate surfaces with 2mm thick matching edgeband.
 - Equipped with levelers for uneven surfaces.
 - When square cubes are fully nested, the cubes extend 3" beyond the perimeter of the laminate as an invitation to be pulled out and used again.
- **Overtables:**
 - 11/16" thick thermally fused laminate top with matching self edge.
 - 1/2" diameter steel wire legs. Legs include clear polycarbonate glides.
 - Sized to overlap Craft seating.

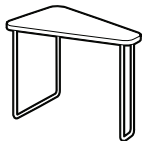
CRAFT TABLES	MODEL #	DIMENSIONS IN MM W x D x H	WEIGHT LB KG	VOLUME FT ³ MT ³	LIST PRICE
--------------	---------	----------------------------------	--------------------	--	------------



Rectangular Overtable

MVL13021	16 x 26 x 19 406 x 660 x 483	16.5 7.48	1.2 0.03	\$494
----------	---------------------------------	--------------	-------------	--------------

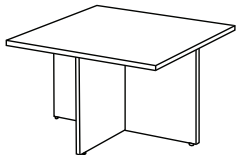
Lightweight table designed to overlap Craft seating units on pages 26-27. Shipped easy to assemble in 1 carton.



Wedge Overtable

MVL13022	5.25-16 x 26 x 19 133-406 x 660 x 483	12.5 5.67	1.2 0.03	\$458
----------	--	--------------	-------------	--------------

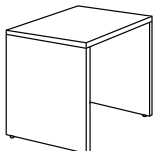
Lightweight table designed to overlap Craft seating units on pages 26-27. Top tapers from 16" at the wide end to 5.25" at the narrow end. Shipped easy to assemble in 1 carton.



Square Cube Docking Table

ML35SCDK	35 x 35 x 19.5 889 x 889 x 495	78 35.38	2.2 0.06	\$456
----------	-----------------------------------	-------------	-------------	--------------

Provides nesting space for four MVL13007 (round) or MVL13012 (square) Craft units. Assembly required.

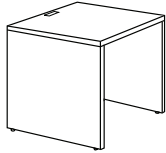


Single Docking Table

ML2418CDK	24 x 18.2 x 19.5 610 x 462 x 495	53 24.04	2.1 0.05	\$325
-----------	-------------------------------------	-------------	-------------	--------------

Provides nesting space for one MVL13007, MVL13012 or MVL13011 Craft units. Shipped assembled.

CRAFT TABLES **MODEL #** **DIMENSIONS** ^{IN}/_{MM} **WEIGHT** ^{LB}/_{KG} **VOLUME** ^{FT³}/_{MT³} **LIST PRICE**



Single Docking Table with cut-out

	W x D x H			
ML2420CDKP	24 x 20.5 x 19.5 610 x 521 x 495	55 24.95	2.1 0.05	\$338

Provides nesting space for one MVL13007, MVL13012 or MVL13011 Craft units. Inset back to hide cables and cut-out designed to accept mini power model MVCOVSM2(S/B) OR MVCOV1U(S/B) ordered separately. Shipped assembled.

POWER / DATA

MVCOVSM2B	2.25 x 3.75 x 3.12 57 x 95 x 791.07	2.35 0.01	0.5	\$313
MVCOVSM2S	2.25 x 3.75 x 3.12 57 x 95 x 791.07	2.35 0.01	0.5	\$313

With USB Block

MVCOVS1UB	2.25 x 3.75 x 3.12 57 x 95 x 791.07	2.35 0.01	0.5	\$494
MVCOVS1US	2.25 x 3.75 x 3.12 57 x 95 x 791.07	2.35 0.01	0.5	\$494



Mini Power Block Mini Power/USB Block

Designed to retrofit into an existing grommet cut-out to bring power to the desktop. Fits in 3.27" x 1.9" cut-out (FOG, POG) and mounts to 0.5" to 2" thick surface. ETL listed. Available in Black (**B**) or Silver (**S**) as indicated by last character of model number. 9' power cord with 90° flat plug with 45° rotation.

MVCOVSM2B/S includes two 12A, 120 VAC spill resistant power receptacles.

MVCOVS1UB/S includes one 12A, 120 VAC spill resistant power receptacle and two 2.1A (11W) USB charging ports.

DANIO



model MVL2720



model MVL2721

STANDARD FEATURES

- Canadian made task chairs.
- Hinged auto-adjust back with scuff resistant outer shroud.
- Thick foam and decorative stitch details.
- Standard with height adjustable T-arms with durable self-skinned urethane (SSU) armcaps (except armless models).
- Height adjustable chair is equipped with an adjustable Chrome footrest.
- Dual wheel carpet casters (C65) are standard.
- Can be upholstered in all Global grade 1 seating textiles with the exception of Luxhide (see page 133).
- Compliant with the emissions guidelines set by the GREENGUARD Environmental Institute.
- Limited Warranty (5-year exceptions apply - see page 137).
- Weight capacity for this series is 300 lbs.

CHAIR ADJUSTMENTS

- Height adjustable back.
- Pneumatic seat height adjustment.
- Seat depth adjustment.

OPTIONAL FEATURES

- For hard surface flooring casters, please specify (C65R). Add \$21/set.
- Bantam is a durable, bleach cleanable (9:1) vinyl, but due to the stiff nature of the textile, this vinyl is prone to bunching and will not upholster as smoothly as other coverings in this series.

DESCRIPTION

MODEL# / FEATURES



Armless Task
 Unit weight: 21 LB | 9.5 KG
 Carton weight: 24 LB | 10.89 KG
 Carton volume: 4.9 FT³ | 0.13 MT³

MVL2720 Fabric		List price 276					
OVERALL DIMENSIONS			SEAT DIMENSIONS			BACK DIMENSIONS	
W	D	H	W	D	H	W	H
IN 18.5 MM 470	22.5 572	34 864	18.5 470	16.5-18 419-457	16-21 406-533	17 432	16-17.5 406-445
Ergonomic features: C, D, E, M, N		RTA 2	courier	1 per carton		CANADA	GREENGUARD



Task w/Arms
 Unit weight: 33 LB | 15 KG
 Carton weight: 36 LB | 16.33 KG
 Carton volume: 5.75 FT³ | 0.16 MT³

MVL2721 Fabric		List price 377					
OVERALL DIMENSIONS			SEAT DIMENSIONS			BACK DIMENSIONS	
W	D	H	W	D	H	W	H
IN 24 MM 610	22.5 572	34 864	18.5 470	16.5-18 419-457	16-21 406-533	17 432	16-17.5 406-445
Ergonomic features: C, D, E, H, M, N		RTA 2	courier	1 per carton		CANADA	GREENGUARD



Armless Height Adjustable Task
 Unit weight: 33 LB | 15 KG
 Carton weight: 37 LB | 16.78 KG
 Carton volume: 6.75 FT³ | 0.19 MT³

MVL2723 Fabric		List price 483					
OVERALL DIMENSIONS			SEAT DIMENSIONS			BACK DIMENSIONS	
W	D	H	W	D	H	W	H
IN 24 MM 610	22.5 572	43 1092	18.5 470	16.5-18 419-457	23-33 584-838	16.5 419	16-17.5 406-445
Ergonomic features: C, D, E, M, N		RTA 2	courier	1 per carton		CANADA	GREENGUARD



Height Adjustable T-Arms - 1 pair
 Unit weight: 8 LB | 3.6 KG
 Carton weight: 10 LB | 4.54 KG
 Carton volume: 1.3 FT³ | 0.03 MT³

MVL2784		List price 119					
OVERALL DIMENSIONS			SEAT DIMENSIONS			BACK DIMENSIONS	
W	D	H	W	D	H	W	H
IN 3 MM 76	10 254	12 305	-	-	-	-	-
		RTA 00	courier	1 pair per carton (pricing is for the pair, specifications are for one arm)			




DASH



model OTG11760B

STANDARD FEATURES

- Multi-purpose guest/occasional chair.
- Durable welded four-legged steel frame.
- Black mesh back with Black mesh fabric (MS20) seat.
- Nylon armcaps.
- Generous proportions.
- Compliant with the emissions guidelines set by the GREENGUARD Environmental Institute.
- Shipped knocked down (KD) - easy to assemble.
- Limited Warranty (2-year exceptions apply - see page 133).
- Weight capacity for this series is 300 lbs.

DESCRIPTION		MODEL# / FEATURES																															
 <p>Guest Chair, Mesh Back and Uph Seat Unit weight: 26 LB 11.79 KG Carton weight: 26 LB 11.79 KG Carton volume: 3.9 FT³ 0.11 MT³</p>	<p>Ergonomic features: M, N</p>	List price																															
		OTG11760B	328																														
		<table border="1"> <thead> <tr> <th colspan="3">OVERALL DIMENSIONS</th> <th colspan="3">SEAT DIMENSIONS</th> <th colspan="2">BACK DIMENSIONS</th> </tr> <tr> <th>W</th> <th>D</th> <th>H</th> <th>W</th> <th>D</th> <th>H</th> <th>W</th> <th>H</th> </tr> </thead> <tbody> <tr> <td>IN 23.5</td> <td>23.5</td> <td>34</td> <td>19.5</td> <td>17.5</td> <td>17.5</td> <td>19</td> <td>16.5</td> </tr> <tr> <td>MM 597</td> <td>597</td> <td>864</td> <td>495</td> <td>445</td> <td>445</td> <td>483</td> <td>419</td> </tr> </tbody> </table>		OVERALL DIMENSIONS			SEAT DIMENSIONS			BACK DIMENSIONS		W	D	H	W	D	H	W	H	IN 23.5	23.5	34	19.5	17.5	17.5	19	16.5	MM 597	597	864	495	445	445
OVERALL DIMENSIONS			SEAT DIMENSIONS			BACK DIMENSIONS																											
W	D	H	W	D	H	W	H																										
IN 23.5	23.5	34	19.5	17.5	17.5	19	16.5																										
MM 597	597	864	495	445	445	483	419																										
<p>RTA 8  1 per carton </p>																																	







DORI 2



model OTG1220B

STANDARD FEATURES

- Multi-purpose stacking chairs.
- Strong welded steel frame in Chrome finish.
- Durable and easy to clean polypropylene back and seat. Available in Black only.
- Armchair has fiberglass reinforced polypropylene arms.
- Stackable up to 5 high on floor.
- Shipped fully assembled.
- Compliant with the emissions guidelines set by the GREENGUARD Environmental Institute.
- Limited Warranty (2-year exceptions apply - see page 133).
- Weight capacity for this series is 300 lbs.

DESCRIPTION		MODEL# / FEATURES																															
 <p>Stacking Armchair Unit weight: 15 LB 6.8 KG Carton weight: 17 LB 7.71 KG Carton volume: 14.5 FT³ 0.41 MT³</p>	<p>Stacks 5 high.</p>	List price																															
		OTG1220B	241																														
		<table border="1"> <thead> <tr> <th colspan="3">OVERALL DIMENSIONS</th> <th colspan="3">SEAT DIMENSIONS</th> <th colspan="2">BACK DIMENSIONS</th> </tr> <tr> <th>W</th> <th>D</th> <th>H</th> <th>W</th> <th>D</th> <th>H</th> <th>W</th> <th>H</th> </tr> </thead> <tbody> <tr> <td>IN 22.5</td> <td>21</td> <td>30.5</td> <td>16.5</td> <td>16</td> <td>16</td> <td>18</td> <td>15.5</td> </tr> <tr> <td>MM 572</td> <td>533</td> <td>775</td> <td>419</td> <td>406</td> <td>406</td> <td>457</td> <td>394</td> </tr> </tbody> </table>		OVERALL DIMENSIONS			SEAT DIMENSIONS			BACK DIMENSIONS		W	D	H	W	D	H	W	H	IN 22.5	21	30.5	16.5	16	16	18	15.5	MM 572	533	775	419	406	406
OVERALL DIMENSIONS			SEAT DIMENSIONS			BACK DIMENSIONS																											
W	D	H	W	D	H	W	H																										
IN 22.5	21	30.5	16.5	16	16	18	15.5																										
MM 572	533	775	419	406	406	457	394																										
<p>RTA 00  4 per carton (pricing and specifications are for one chair) </p>																																	
 <p>Armless Stacking Chair Unit weight: 13 LB 5.9 KG Carton weight: 15 LB 6.8 KG Carton volume: 12.25 FT³ 0.34 MT³</p>	<p>Stacks 5 high.</p>	List price																															
		OTG1221B	223																														
		<table border="1"> <thead> <tr> <th colspan="3">OVERALL DIMENSIONS</th> <th colspan="3">SEAT DIMENSIONS</th> <th colspan="2">BACK DIMENSIONS</th> </tr> <tr> <th>W</th> <th>D</th> <th>H</th> <th>W</th> <th>D</th> <th>H</th> <th>W</th> <th>H</th> </tr> </thead> <tbody> <tr> <td>IN 18</td> <td>21</td> <td>30.5</td> <td>16.5</td> <td>16</td> <td>16</td> <td>18</td> <td>15.5</td> </tr> <tr> <td>MM 457</td> <td>533</td> <td>775</td> <td>419</td> <td>406</td> <td>406</td> <td>457</td> <td>394</td> </tr> </tbody> </table>		OVERALL DIMENSIONS			SEAT DIMENSIONS			BACK DIMENSIONS		W	D	H	W	D	H	W	H	IN 18	21	30.5	16.5	16	16	18	15.5	MM 457	533	775	419	406	406
OVERALL DIMENSIONS			SEAT DIMENSIONS			BACK DIMENSIONS																											
W	D	H	W	D	H	W	H																										
IN 18	21	30.5	16.5	16	16	18	15.5																										
MM 457	533	775	419	406	406	457	394																										
<p>RTA 00  4 per carton (pricing and specifications are for one chair) </p>																																	

EOR



model OTG3930B



model OTG3920B

STANDARD FEATURES

- Multi-purpose guest chair.
- Durable steel four-legged frame.
- Contoured back and seat cushions with waterfall seat edge.
- Welcoming soft self-skinned polyurethane armcaps.
- Seat shroud provides a clean overall finish.
- Seating surfaces are upholstered in Black Luxhide bonded leather.
- Mesh back is available in Black only.
- Compliant with the emissions guidelines set by the GREENGUARD Environmental Institute.
- Limited Warranty (2-year exceptions apply - see page 133).
- Weight capacity for this series is 300 lbs.

DESCRIPTION

MODEL# / FEATURES



Upholstered Guest Chair

Unit weight: 31 LB | 14.06 KG
 Carton weight: 31 LB | 14.06 KG
 Carton volume: 4.8 FT³ | 0.13 MT³

OTG3920B

List price

358

OVERALL DIMENSIONS			SEAT DIMENSIONS			BACK DIMENSIONS	
W	D	H	W	D	H	W	H
IN 24	24.5	34	19	19	19	18.5	16
MM 610	622	864	483	483	483	470	406

Ergonomic features:
M, N



1 per carton



Mesh Back Guest Chair

Unit weight: 28 LB | 12.7 KG
 Carton weight: 28 LB | 12.7 KG
 Carton volume: 5.25 FT³ | 0.14 MT³

OTG3930B

List price

358

OVERALL DIMENSIONS			SEAT DIMENSIONS			BACK DIMENSIONS	
W	D	H	W	D	H	W	H
IN 24.75	24	34.25	19	19	19	18	17
MM 629	610	870	483	483	483	457	432

Ergonomic features:
M, N



1 per carton



FINCH



model MVL11703



model MVL11704

STANDARD FEATURES



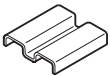
- Oval tube steel frame available in monochromatic Black only.
- Molded plastic seat and outer back shell.
- All models stack 8 high on the floor.
- Stacked chairs may leave frame impressions in chair(s) below.
- Ganging clamp model MVL11705 can be used on Finch models. Use one clamp for armless model. Use two clamps on armchair applied on front and rear legs.
- Can be upholstered in all Global grade 1 seating textiles or in Luxhide bonded leather (see page 129).
- Compliant with the emissions guidelines set by the GREENGUARD Environmental Institute.
- Limited Warranty (5-year exceptions apply - see page 133).
- Weight capacity for this series is 300 lbs.

OPTIONAL FEATURES

- For hard surface flooring, please specify non-marking glides (**NM**). No upcharge.

ALTERNATE TEXTILE OPTIONS

- Graded-in textiles are available. No minimum quantities. Contact Customer Service for pricing.

DESCRIPTION	MODEL# / FEATURES	List price								
 <p>Stacking Armchair Unit weight: 16 LB 7.3 KG Carton weight: 19 LB 8.62 KG Carton volume: 17.75 FT³ 0.5 MT³</p>	MVL11703	286								
		OVERALL DIMENSIONS			SEAT DIMENSIONS			BACK DIMENSIONS		
		W	D	H	W	D	H	W	H	
		IN 21.25 MM 540	23 584	32 813	18 457	18 457	18 457	18 457	14 356	
		<div style="border: 1px solid black; padding: 2px; display: inline-block;">RTA 00</div> 3 per carton (pricing and specifications are for one chair)								
 <p>Armless Stacking Chair Unit weight: 15 LB 6.8 KG Carton weight: 18 LB 8.16 KG Carton volume: 17.75 FT³ 0.5 MT³</p>	MVL11704	263								
		OVERALL DIMENSIONS			SEAT DIMENSIONS			BACK DIMENSIONS		
		W	D	H	W	D	H	W	H	
		IN 21 MM 533	23 584	30.5 775	18 457	15 381	18.5 470	17 432	14.5 368	
		<div style="border: 1px solid black; padding: 2px; display: inline-block;">RTA 00</div> 3 per carton (pricing and specifications are for one chair)								
 <p>Ganging Clamp Unit weight: 0.25 LB 0.1 KG Carton weight: 0.3 LB 0.14 KG Carton volume: 0.08 FT³ 0.002 MT³</p>	MVL11705	65								
		OVERALL DIMENSIONS			SEAT DIMENSIONS			BACK DIMENSIONS		
		W	D	H	W	D	H	W	H	
		IN 3.41 MM 87	3.16 80	0.75 19	-	-	-	-	-	
		<div style="border: 1px solid black; padding: 2px; display: inline-block;">RTA 00</div> 10 per carton (pricing and specifications are for one clamp)								

FORMAT



model MVL3191



model MVL3192

STANDARD FEATURES

- Synchro-tilter chairs with mesh back and upholstered seat. Canadian made.
- Standard with height and width adjustable arms with soft self-skinned urethane (SSU) armcaps that slide forward and backward.
- Dual wheel carpet casters (C1) are standard.
- Air flow mesh back is available in Black only.
- Seating surface can be upholstered in Luxhide bonded leather, in various colours or in all Global grade 1 seating textiles (see page 133).
- MVL3192 features an adjustable headrest which tilts and moves up and down to fit comfortably into the curve of the neck.
- Compliant with the emissions guidelines set by the GREENGUARD Environmental Institute.
- Limited Warranty (5-year exceptions apply - see page 137).
- Weight capacity for this series is 300 lbs.

CHAIR ADJUSTMENTS



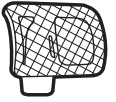
- Synchro tilt with upright position tilt lock.
- Tilt tension adjustment.
- Ratchet back height and headrest adjustment.
- Pneumatic seat height adjustment.

OPTIONAL FEATURES

- For hard surface flooring casters, please specify (C9R). Add \$21/set.

ALTERNATE TEXTILE OPTIONS

- Graded-in textiles are available (seat only). No minimum quantities. Contact Customer Service for pricing.

DESCRIPTION	MODEL# / FEATURES																																			
 <p>High Back Synchro-Tilter, Mesh Back and Uph Seat Unit weight: 43 LB 19.5 KG Carton weight: 54 LB 24.49 KG Carton volume: 10.5 FT³ 0.29 MT³</p>	<p>List price</p> <p>MVL3191 724 Luxhide bonded leather or fabric</p>																																			
	<table border="1"> <thead> <tr> <th rowspan="2"></th> <th colspan="3">OVERALL DIMENSIONS</th> <th colspan="3">SEAT DIMENSIONS</th> <th colspan="2">BACK DIMENSIONS</th> </tr> <tr> <th>W</th> <th>D</th> <th>H</th> <th>W</th> <th>D</th> <th>H</th> <th>W</th> <th>H</th> </tr> </thead> <tbody> <tr> <td>IN</td> <td>24.5</td> <td>23</td> <td>43</td> <td>19.5</td> <td>17.5</td> <td>16-21</td> <td>17.5</td> <td>23-25.5</td> </tr> <tr> <td>MM</td> <td>622</td> <td>584</td> <td>1092</td> <td>495</td> <td>445</td> <td>406-533</td> <td>445</td> <td>584-648</td> </tr> </tbody> </table> <p>Ergonomic features: A, B, C, D, H, L, M, N, Q</p> <p>RTA 2 courier 1 per carton CANADA CERTIFIED GREENGUARD</p>		OVERALL DIMENSIONS			SEAT DIMENSIONS			BACK DIMENSIONS		W	D	H	W	D	H	W	H	IN	24.5	23	43	19.5	17.5	16-21	17.5	23-25.5	MM	622	584	1092	495	445	406-533	445	584-648
			OVERALL DIMENSIONS			SEAT DIMENSIONS			BACK DIMENSIONS																											
W		D	H	W	D	H	W	H																												
IN	24.5	23	43	19.5	17.5	16-21	17.5	23-25.5																												
MM	622	584	1092	495	445	406-533	445	584-648																												
 <p>High Back Synchro-Tilter w/Headrest, Mesh Back and Uph Seat Unit weight: 45 LB 20.5 KG Carton weight: 56 LB 25.4 KG Carton volume: 11 FT³ 0.31 MT³</p>	<p>List price</p> <p>MVL3192 805 Luxhide bonded leather or fabric</p>																																			
	<table border="1"> <thead> <tr> <th rowspan="2"></th> <th colspan="3">OVERALL DIMENSIONS</th> <th colspan="3">SEAT DIMENSIONS</th> <th colspan="2">BACK DIMENSIONS</th> </tr> <tr> <th>W</th> <th>D</th> <th>H</th> <th>W</th> <th>D</th> <th>H</th> <th>W</th> <th>H</th> </tr> </thead> <tbody> <tr> <td>IN</td> <td>24.5</td> <td>23</td> <td>50.5</td> <td>19.5</td> <td>17.5</td> <td>16-21</td> <td>17.5</td> <td>30-32.5</td> </tr> <tr> <td>MM</td> <td>622</td> <td>584</td> <td>1283</td> <td>495</td> <td>445</td> <td>406-533</td> <td>445</td> <td>762-826</td> </tr> </tbody> </table> <p>Ergonomic features: A, B, C, D, H, L, M, N, Q</p> <p>RTA 2 courier 1 per carton CANADA CERTIFIED GREENGUARD</p>		OVERALL DIMENSIONS			SEAT DIMENSIONS			BACK DIMENSIONS		W	D	H	W	D	H	W	H	IN	24.5	23	50.5	19.5	17.5	16-21	17.5	30-32.5	MM	622	584	1283	495	445	406-533	445	762-826
			OVERALL DIMENSIONS			SEAT DIMENSIONS			BACK DIMENSIONS																											
W		D	H	W	D	H	W	H																												
IN	24.5	23	50.5	19.5	17.5	16-21	17.5	30-32.5																												
MM	622	584	1283	495	445	406-533	445	762-826																												
 <p>Headrest for Format Chairs Unit weight: 1 LB 0.5 KG Carton weight: 2 LB 0.91 KG Carton volume: 0.5 FT³ 0.01 MT³</p>	<p>List price</p> <p>MVL3196 82</p>																																			
	<table border="1"> <thead> <tr> <th rowspan="2"></th> <th colspan="3">OVERALL DIMENSIONS</th> <th colspan="3">SEAT DIMENSIONS</th> <th colspan="2">BACK DIMENSIONS</th> </tr> <tr> <th>W</th> <th>D</th> <th>H</th> <th>W</th> <th>D</th> <th>H</th> <th>W</th> <th>H</th> </tr> </thead> <tbody> <tr> <td>IN</td> <td>11.25</td> <td>4.5</td> <td>9</td> <td>-</td> <td>-</td> <td>-</td> <td>-</td> <td>-</td> </tr> <tr> <td>MM</td> <td>286</td> <td>114</td> <td>229</td> <td>-</td> <td>-</td> <td>-</td> <td>-</td> <td>-</td> </tr> </tbody> </table> <p>Easily attaches to MVL3191.</p> <p>Available in Black mesh only.</p> <p>RTA 00 courier 1 per carton GREENGUARD</p>		OVERALL DIMENSIONS			SEAT DIMENSIONS			BACK DIMENSIONS		W	D	H	W	D	H	W	H	IN	11.25	4.5	9	-	-	-	-	-	MM	286	114	229	-	-	-	-	-
			OVERALL DIMENSIONS			SEAT DIMENSIONS			BACK DIMENSIONS																											
W		D	H	W	D	H	W	H																												
IN	11.25	4.5	9	-	-	-	-	-																												
MM	286	114	229	-	-	-	-	-																												

FORMAT+



model MVL3197



model MVL3198U

STANDARD FEATURES






- Weight sensing synchro-tilter chair with upholstered seat and mesh back or with mesh seat and mesh back.
- Standard with height and width adjustable T-arms with sliding, rotating and lockable armcaps.
- Width adjustable arm extensions are standard. Allows the arms to move away from the seat by 2" on each side for additional space.
- Air flow mesh seat, back and headrest are available in Black only.
- Black frame with a Black 5-prong, injection molded fiberglass reinforced nylon base with dual wheel carpet casters (C82).
- MVL3198 and MVL3198U feature an adjustable mesh headrest that tilts and moves up and down to fit comfortably into the curve of the neck.
- Seats on models MVL3197U and MVL3198U can be upholstered in Luxhide bonded leather, in various colours or in all Global grade 1 seating textiles (see page 133).
- Limited Warranty (5-year exceptions apply - see page 137).
- Weight capacity for this series is 300 lbs.

CHAIR ADJUSTMENTS

- Synchro tilt with multi position tilt lock.
- Automatic tilt tension adjustment.
- Side activated sliding seat depth adjustment.
- Ratchet back height and headrest adjustment.
- Pneumatic seat height adjustment.

OPTIONAL FEATURES

- For hard surface flooring casters, please specify (C82R). Add \$21/set.

DESCRIPTION	MODEL# / FEATURES																																			
 <p>High Back Weight Sensing Synchro-Tilter, Uph Seat and Mesh Back Unit weight: 43.5 LB 19.8 KG Carton weight: 55.5 LB 25.17 KG Carton volume: 10.5 FT³ 0.29 MT³</p>	<p>List price</p> <p>MVL3197U 786</p>																																			
	<table border="1"> <thead> <tr> <th rowspan="2"></th> <th colspan="3">OVERALL DIMENSIONS</th> <th colspan="3">SEAT DIMENSIONS</th> <th colspan="2">BACK DIMENSIONS</th> </tr> <tr> <th>W</th> <th>D</th> <th>H</th> <th>W</th> <th>D</th> <th>H</th> <th>W</th> <th>H</th> </tr> </thead> <tbody> <tr> <td>IN</td> <td>25.5</td> <td>25.5</td> <td>41.62</td> <td>20</td> <td>18</td> <td>16-20</td> <td>18.5</td> <td>22.5-24.75</td> </tr> <tr> <td>MM</td> <td>648</td> <td>648</td> <td>1057</td> <td>508</td> <td>457</td> <td>406-508</td> <td>470</td> <td>572-629</td> </tr> </tbody> </table> <p>Ergonomic features: A, B, C, D, E, H, L, M, N, Q, R, U</p> <p>RTA 2  1 per carton</p>		OVERALL DIMENSIONS			SEAT DIMENSIONS			BACK DIMENSIONS		W	D	H	W	D	H	W	H	IN	25.5	25.5	41.62	20	18	16-20	18.5	22.5-24.75	MM	648	648	1057	508	457	406-508	470	572-629
			OVERALL DIMENSIONS			SEAT DIMENSIONS			BACK DIMENSIONS																											
W		D	H	W	D	H	W	H																												
IN	25.5	25.5	41.62	20	18	16-20	18.5	22.5-24.75																												
MM	648	648	1057	508	457	406-508	470	572-629																												
 <p>High Back Weight Sensing Synchro-Tilter, Mesh Seat and Back Unit weight: 47 LB 21.4 KG Carton weight: 52 LB 23.59 KG Carton volume: 10.5 FT³ 0.29 MT³</p>	<p>List price</p> <p>MVL3197 821</p>																																			
	<table border="1"> <thead> <tr> <th rowspan="2"></th> <th colspan="3">OVERALL DIMENSIONS</th> <th colspan="3">SEAT DIMENSIONS</th> <th colspan="2">BACK DIMENSIONS</th> </tr> <tr> <th>W</th> <th>D</th> <th>H</th> <th>W</th> <th>D</th> <th>H</th> <th>W</th> <th>H</th> </tr> </thead> <tbody> <tr> <td>IN</td> <td>24.5</td> <td>24</td> <td>41.5</td> <td>20</td> <td>18</td> <td>16.5-20.5</td> <td>18.5</td> <td>24-26.5</td> </tr> <tr> <td>MM</td> <td>622</td> <td>610</td> <td>1054</td> <td>508</td> <td>457</td> <td>419-521</td> <td>470</td> <td>610-673</td> </tr> </tbody> </table> <p>Ergonomic features: A, B, C, D, E, H, L, M, Q, R, U</p> <p>RTA 2  1 per carton</p>		OVERALL DIMENSIONS			SEAT DIMENSIONS			BACK DIMENSIONS		W	D	H	W	D	H	W	H	IN	24.5	24	41.5	20	18	16.5-20.5	18.5	24-26.5	MM	622	610	1054	508	457	419-521	470	610-673
			OVERALL DIMENSIONS			SEAT DIMENSIONS			BACK DIMENSIONS																											
W		D	H	W	D	H	W	H																												
IN	24.5	24	41.5	20	18	16.5-20.5	18.5	24-26.5																												
MM	622	610	1054	508	457	419-521	470	610-673																												
 <p>High Back Weight Sensing Synchro-Tilter w/Headrest, Uph Seat and Mesh Back Unit weight: 45 LB 20.5 KG Carton weight: 57 LB 25.85 KG Carton volume: 13.25 FT³ 0.37 MT³</p>	<p>List price</p> <p>MVL3198U 864</p>																																			
	<table border="1"> <thead> <tr> <th rowspan="2"></th> <th colspan="3">OVERALL DIMENSIONS</th> <th colspan="3">SEAT DIMENSIONS</th> <th colspan="2">BACK DIMENSIONS</th> </tr> <tr> <th>W</th> <th>D</th> <th>H</th> <th>W</th> <th>D</th> <th>H</th> <th>W</th> <th>H</th> </tr> </thead> <tbody> <tr> <td>IN</td> <td>25.5</td> <td>25.5</td> <td>49.75</td> <td>20</td> <td>18</td> <td>16-20</td> <td>18.5</td> <td>22.5-24.75</td> </tr> <tr> <td>MM</td> <td>648</td> <td>648</td> <td>1264</td> <td>508</td> <td>457</td> <td>406-508</td> <td>470</td> <td>572-629</td> </tr> </tbody> </table> <p>Ergonomic features: A, B, C, D, E, H, L, M, N, Q, R, U</p> <p>RTA 2 1 per carton</p>		OVERALL DIMENSIONS			SEAT DIMENSIONS			BACK DIMENSIONS		W	D	H	W	D	H	W	H	IN	25.5	25.5	49.75	20	18	16-20	18.5	22.5-24.75	MM	648	648	1264	508	457	406-508	470	572-629
			OVERALL DIMENSIONS			SEAT DIMENSIONS			BACK DIMENSIONS																											
W		D	H	W	D	H	W	H																												
IN	25.5	25.5	49.75	20	18	16-20	18.5	22.5-24.75																												
MM	648	648	1264	508	457	406-508	470	572-629																												

DESCRIPTION

MODEL# / FEATURES



High Back Weight Sensing Synchro-Tilter w/Headrest, Mesh Seat and Back

Unit weight: 48.5 LB | 22 KG
 Carton weight: 54.5 LB | 24.72 KG
 Carton volume: 13.25 FT³ | 0.37 MT³

MVL3198

List price

899

OVERALL DIMENSIONS			SEAT DIMENSIONS			BACK DIMENSIONS		
	W	D	H	W	D	H	W	H
IN	24.5	24	48.5	20	18	16.5-20.5	18.5	29.5-33.5
MM	622	610	1232	508	457	419-521	470	749-851

Ergonomic features:
 A, B, C, D, E, H, L, M, Q, R, U

RTA 2

1 per carton

FULL-TIME



model MVL2900

STANDARD FEATURES

- Canadian made, ergonomic seating.
- Extra thick seat foam and contoured back.
- Standard with height and width adjustable arms with self-skinned urethane (SSU) armcaps.
- Dual wheel carpet casters (C65) are standard.
- Can be upholstered in all Global grade 1 seating textiles with the exception of Luxhide (see page 133).
- Compliant with the emissions guidelines set by the GREENGUARD Environmental Institute.
- Limited Warranty (5-year exceptions apply - see page 137).
- Weight capacity for this series is 300 lbs.

CHAIR ADJUSTMENTS






- Multi-tilter with infinite position tilt lock.
- Infinite position back and seat angle adjustments, including forward tilt.
- Back height adjustment.
- Pneumatic seat height adjustment.

OPTIONAL FEATURES

- For hard surface flooring casters, please specify (C65R). Add \$21/set.
- For optional sliding seat depth adjustment, please specify (MD). Add \$32.

ALTERNATE TEXTILE OPTIONS

- Graded-in textiles are available. No minimum quantities. Contact Customer Service for pricing.
- Bantam is a durable, bleach cleanable (9:1) vinyl, but due to the stiff nature of the textile, this vinyl is prone to bunching and will not upholster as smoothly as other coverings in this series.

DESCRIPTION	MODEL# / FEATURES	List price								
 <p>Medium Back Multi-Tilter Unit weight: 50 LB 22.7 KG Carton weight: 56 LB 25.4 KG Carton volume: 10.5 FT³ 0.29 M³</p>	MVL2900	696								
	Fabric									
		OVERALL DIMENSIONS			SEAT DIMENSIONS			BACK DIMENSIONS		
		W	D	H	W	D	H	W	H	
		IN 24.5	25	41	19.5	19	17.5-21.5	20	20-22	
		MM 622	635	1041	495	483	445-546	508	508-559	
Ergonomic features: A, B, C, D, F, G, H, M, N, Q				1 per carton						

GENNEX



model OTG11340



model OTG11341

STANDARD FEATURES

- Multi-purpose guest/nesting chairs feature a flip up seat allowing chairs to stack horizontally.
- Durable Black steel frame.
- Black mesh back.
- Models with arms or without arms are available. Armchair features Black polyurethane armcaps.
- Dual wheel carpet casters are standard.
- Seat can be upholstered in all Global grade 1 seating textiles or in Luxhide bonded leather (see page 133).
- Compliant with the emissions guidelines set by the GREENGUARD Environmental Institute.
- Limited Warranty (5-year exceptions apply - see page 137).
- Weight capacity for this series is 300 lbs.

OPTIONAL FEATURES

- Hard surface flooring casters (**C9RSET4**) can be purchased separately. Add \$76/set.

ALTERNATE TEXTILE OPTIONS

- Graded-in textiles are available (seat only). No minimum quantities. Contact Customer Service for pricing.

DESCRIPTION MODEL# / FEATURES



Nesting Guest Armchair w/Casters, Mesh Back and Uph Seat
 Unit weight: 24 LB | 10.9 KG
 Carton weight: 29 LB | 13.15 KG
 Carton volume: 15.75 FT³ | 0.44 MT³

Ergonomic features:
M, N

		OVERALL DIMENSIONS			SEAT DIMENSIONS			BACK DIMENSIONS	
		W	D	H	W	D	H	W	H
IN		25.5	22	33	17.5	16.5	20.5	17	15
	MM	648	559	838	445	419	521	432	381

List price: 555

RTA 00 courier 2 per carton (pricing and specifications are for one chair)



Armless Nesting Guest Chair w/Casters, Mesh Back and Uph Seat
 Unit weight: 21 LB | 9.5 KG
 Carton weight: 25.5 LB | 11.57 KG
 Carton volume: 13.25 FT³ | 0.37 MT³

Ergonomic features:
M, N

		OVERALL DIMENSIONS			SEAT DIMENSIONS			BACK DIMENSIONS	
		W	D	H	W	D	H	W	H
IN		22	22	33	17.5	16.5	20.5	17	15
	MM	559	559	838	445	419	521	432	381

List price: 531

RTA 00 courier 2 per carton (pricing and specifications are for one chair)

GEO



model OTG11636B

STANDARD FEATURES



- Value priced, quality mesh seating.
- Scuff resistant arched base.
- Features fixed loop style polypropylene arms.
- Dual wheel carpet casters (C65) are standard.
- Black mesh back.
- Seat is upholstered in Black mesh fabric (MS20).
- Compliant with the emissions guidelines set by the GREENGUARD Environmental Institute.
- Limited Warranty (2-year exceptions apply - see page 137).
- Weight capacity for this series is 300 lbs.

CHAIR ADJUSTMENTS

- Center tilt with upright position tilt lock.
- Tilt tension adjustment.
- Pneumatic seat height adjustment.

OPTIONAL FEATURES

- Hard surface flooring casters (C65R) can be purchased separately. Add \$96/set.

DESCRIPTION	MODEL# / FEATURES	List price								
 <p>LB Tilter, Mesh Back and Uph Seat Unit weight: 30 LB 13.6 KG Carton weight: 30 LB 13.61 KG Carton volume: 3.75 FT³ 0.1 MT³</p>	<p>OTG11636B Black mesh fabric</p>	397								
		<p>OVERALL DIMENSIONS</p> <p>W D H</p>			<p>SEAT DIMENSIONS</p> <p>W D H</p>			<p>BACK DIMENSIONS</p> <p>W H</p>		
		IN	22	21	38	18.5	16.5	16.5-20.5	17.5	19
		MM	559	533	965	470	419	419-521	445	483
<p>Ergonomic features: A, B, C, M, N, S</p>		<p>RTA 8</p>		<p>courier</p>		<p>1 per carton</p>				

IBEX



model MVL2801



model MVL2814



model MVL2807



model MVL2809

STANDARD FEATURES

- Ergonomic mesh seating designed to promote good posture and provide maximum comfort. Designed by Zooley Chu, Canadian made.
- Available with four different mechanism options: synchro-tilter, multi-tilter, tilter and task. Height adjustable chairs available with task mechanism only.
- Standard with height adjustable T-arms with self-skinned urethane (SSU) armcaps (except armless and guest chairs).
- Dual wheel carpet casters (C1) are standard (except four-legged guest chairs).
- Guest chairs have polymer armcaps (except armless models), a welded steel wall saver frame and are shipped fully assembled.
- Mesh back and mesh seat models can only be upholstered in Black mesh (MS69).
- Mesh back and upholstered seat models: Mesh back is available in Black (MS69) only and seating surface can be upholstered in Luxhide bonded leather (various colours) or in all Global grade 1 seating textiles (see page 133).
- Compliant with the emissions guidelines set by the GREENGUARD Environmental Institute.
- Limited Warranty (5-year exceptions apply - see page 137).
- Weight capacity for this series is 300 lbs.

CHAIR ADJUSTMENTS



- Synchro-tilter chairs**
 - Synchro tilt with multi-position tilt lock.
 - Tilt tension adjustment.
 - Adjustable lumbar support.
 - Pneumatic seat height adjustment.
- Multi-tilter chairs**
 - Infinite position tilt lock.
 - Tilt tension adjustment.
 - Infinite back and seat angle adjustment.
 - Adjustable lumbar support.
 - Pneumatic seat height adjustment.
- Tilter chairs**
 - Center tilt with upright position tilt lock.
 - Tilt tension adjustment.
 - Seat depth adjustment.
 - Adjustable lumbar support.
 - Pneumatic seat height adjustment.
- Task chairs**
 - Seat depth adjustment.
 - Adjustable lumbar support.
 - Pneumatic seat height adjustment.
- Height adjustable chairs**
 - Task mechanism.
 - Adjustable lumbar support.
 - Pneumatic seat height adjustment.
 - Height adjustable Chrome footrest.





















OPTIONAL FEATURES

- For hard surface flooring casters, please specify (C9R). Add \$21/set.
- For optional sliding seat depth adjustment on multi-tilter chairs, please specify (MD). Add \$32.


ALTERNATE TEXTILE OPTIONS

- Graded-in textiles are available. No minimum quantities. Contact Customer Service for pricing.

DESCRIPTION	MODEL# / FEATURES																																			
 <p>Synchro-Tilter, Mesh Back and Uph Seat Unit weight: 42 LB 19.1 KG Carton weight: 51 LB 23.13 KG Carton volume: 10.5 FT³ 0.29 MT³</p>	<p>List price</p> <p>MVL2801 Luxhide bonded leather or fabric</p> <p>726</p> <table border="1"> <thead> <tr> <th rowspan="2"></th> <th colspan="3">OVERALL DIMENSIONS</th> <th colspan="3">SEAT DIMENSIONS</th> <th colspan="2">BACK DIMENSIONS</th> </tr> <tr> <th>W</th> <th>D</th> <th>H</th> <th>W</th> <th>D</th> <th>H</th> <th>W</th> <th>H</th> </tr> </thead> <tbody> <tr> <td>IN</td> <td>26</td> <td>26.5</td> <td>39.5</td> <td>20</td> <td>18.5</td> <td>16.5-21.5</td> <td>19.5</td> <td>20.5</td> </tr> <tr> <td>MM</td> <td>660</td> <td>673</td> <td>1003</td> <td>508</td> <td>470</td> <td>419-546</td> <td>495</td> <td>521</td> </tr> </tbody> </table> <p>Ergonomic features: A, B, C, D, H, L, M, N</p> <p>RTA 2 courier 1 per carton CANADA GREENGUARD</p>		OVERALL DIMENSIONS			SEAT DIMENSIONS			BACK DIMENSIONS		W	D	H	W	D	H	W	H	IN	26	26.5	39.5	20	18.5	16.5-21.5	19.5	20.5	MM	660	673	1003	508	470	419-546	495	521
			OVERALL DIMENSIONS			SEAT DIMENSIONS			BACK DIMENSIONS																											
W		D	H	W	D	H	W	H																												
IN	26	26.5	39.5	20	18.5	16.5-21.5	19.5	20.5																												
MM	660	673	1003	508	470	419-546	495	521																												
 <p>Multi-Tilter, Mesh Back and Uph Seat Unit weight: 47 LB 21.4 KG Carton weight: 56 LB 25.4 KG Carton volume: 10.5 FT³ 0.29 MT³</p>	<p>List price</p> <p>MVL2803 Luxhide bonded leather or fabric</p> <p>791</p> <table border="1"> <thead> <tr> <th rowspan="2"></th> <th colspan="3">OVERALL DIMENSIONS</th> <th colspan="3">SEAT DIMENSIONS</th> <th colspan="2">BACK DIMENSIONS</th> </tr> <tr> <th>W</th> <th>D</th> <th>H</th> <th>W</th> <th>D</th> <th>H</th> <th>W</th> <th>H</th> </tr> </thead> <tbody> <tr> <td>IN</td> <td>26</td> <td>27</td> <td>39.5</td> <td>20</td> <td>18.5</td> <td>17.5-22.5</td> <td>19.5</td> <td>20</td> </tr> <tr> <td>MM</td> <td>660</td> <td>686</td> <td>1003</td> <td>508</td> <td>470</td> <td>445-572</td> <td>495</td> <td>508</td> </tr> </tbody> </table> <p>Ergonomic features: A, B, C, D, F, G, H, M, N, S</p> <p>RTA 2 courier 1 per carton CANADA GREENGUARD</p>		OVERALL DIMENSIONS			SEAT DIMENSIONS			BACK DIMENSIONS		W	D	H	W	D	H	W	H	IN	26	27	39.5	20	18.5	17.5-22.5	19.5	20	MM	660	686	1003	508	470	445-572	495	508
			OVERALL DIMENSIONS			SEAT DIMENSIONS			BACK DIMENSIONS																											
W		D	H	W	D	H	W	H																												
IN	26	27	39.5	20	18.5	17.5-22.5	19.5	20																												
MM	660	686	1003	508	470	445-572	495	508																												

DESCRIPTION	MODEL# / FEATURES																																			
 <p>Tilter, Mesh Back and Uph Seat Unit weight: 40 LB 18.2 KG Carton weight: 49 LB 22.23 KG Carton volume: 10.5 FT³ 0.29 MT³</p>	List price MVL2804 Luxhide bonded leather or fabric 695																																			
	<table border="1"> <thead> <tr> <th rowspan="2"></th> <th colspan="3">OVERALL DIMENSIONS</th> <th colspan="3">SEAT DIMENSIONS</th> <th colspan="2">BACK DIMENSIONS</th> </tr> <tr> <th>W</th> <th>D</th> <th>H</th> <th>W</th> <th>D</th> <th>H</th> <th>W</th> <th>H</th> </tr> </thead> <tbody> <tr> <td>IN</td> <td>26</td> <td>26.5</td> <td>38.5</td> <td>20</td> <td>18.5</td> <td>16.5-21.5</td> <td>19.5</td> <td>20.5</td> </tr> <tr> <td>MM</td> <td>660</td> <td>673</td> <td>978</td> <td>508</td> <td>470</td> <td>419-546</td> <td>495</td> <td>521</td> </tr> </tbody> </table>		OVERALL DIMENSIONS			SEAT DIMENSIONS			BACK DIMENSIONS		W	D	H	W	D	H	W	H	IN	26	26.5	38.5	20	18.5	16.5-21.5	19.5	20.5	MM	660	673	978	508	470	419-546	495	521
			OVERALL DIMENSIONS			SEAT DIMENSIONS			BACK DIMENSIONS																											
		W	D	H	W	D	H	W	H																											
IN	26	26.5	38.5	20	18.5	16.5-21.5	19.5	20.5																												
MM	660	673	978	508	470	419-546	495	521																												
Ergonomic features: A, B, C, D, E, H, M, N, S RTA 2  1 per carton  																																				
	List price MVL2806 Luxhide bonded leather or fabric 631																																			
 <p>Task, Mesh Back and Uph Seat Unit weight: 32 LB 14.5 KG Carton weight: 41 LB 18.6 KG Carton volume: 10.5 FT³ 0.29 MT³</p>	Ergonomic features: C, D, E, H, M, N RTA 2  1 per carton  																																			
	List price MVL2807 Luxhide bonded leather or fabric 724																																			
	 <p>Armless Height Adjustable, Mesh Back and Uph Seat Unit weight: 31 LB 14.1 KG Carton weight: 40 LB 18.14 KG Carton volume: 10.5 FT³ 0.29 MT³</p>	Ergonomic features: C, D, M, N RTA 2  1 per carton  																																		
		List price MVL2808 Luxhide bonded leather or fabric 846																																		
 <p>Height Adjustable w/Arms, Mesh Back and Uph Seat Unit weight: 37 LB 16.8 KG Carton weight: 46 LB 20.87 KG Carton volume: 10.5 FT³ 0.29 MT³</p>		Ergonomic features: C, D, H, M, N RTA 2  1 per carton  																																		
		List price MVL2809 Luxhide bonded leather or fabric 535																																		
	 <p>Guest Chair, Mesh Back and Uph Seat Unit weight: 20 LB 9.1 KG Carton weight: 28 LB 12.7 KG Carton volume: 15.5 FT³ 0.43 MT³</p>	Stacks 5 high. Ergonomic features: M, N RTA 00  1 per carton  																																		
		<table border="1"> <thead> <tr> <th rowspan="2"></th> <th colspan="3">OVERALL DIMENSIONS</th> <th colspan="3">SEAT DIMENSIONS</th> <th colspan="2">BACK DIMENSIONS</th> </tr> <tr> <th>W</th> <th>D</th> <th>H</th> <th>W</th> <th>D</th> <th>H</th> <th>W</th> <th>H</th> </tr> </thead> <tbody> <tr> <td>IN</td> <td>25.25</td> <td>24</td> <td>34.5</td> <td>19.5</td> <td>18</td> <td>17.5</td> <td>19</td> <td>17</td> </tr> <tr> <td>MM</td> <td>641</td> <td>610</td> <td>876</td> <td>495</td> <td>457</td> <td>445</td> <td>483</td> <td>432</td> </tr> </tbody> </table>		OVERALL DIMENSIONS			SEAT DIMENSIONS			BACK DIMENSIONS		W	D	H	W	D	H	W	H	IN	25.25	24	34.5	19.5	18	17.5	19	17	MM	641	610	876	495	457	445	483
		OVERALL DIMENSIONS			SEAT DIMENSIONS			BACK DIMENSIONS																												
		W	D	H	W	D	H	W	H																											
IN	25.25	24	34.5	19.5	18	17.5	19	17																												
MM	641	610	876	495	457	445	483	432																												

DESCRIPTION MODEL# / FEATURES



Guest Chair w/Casters, Mesh Back and Uph Seat

Unit weight: 20 LB | 9.1 KG
 Carton weight: 28 LB | 12.7 KG
 Carton volume: 15.5 FT³ | 0.43 MT³

List price		647					
MVL2809C		Luxehide bonded leather or fabric					
OVERALL DIMENSIONS			SEAT DIMENSIONS			BACK DIMENSIONS	
W	D	H	W	D	H	W	H
IN 25.25	24	34.5	19.5	18	17.5	19	17
MM 641	610	876	495	457	445	483	432
Ergonomic features: M, N		RTA 00	1 per carton				



Guest Bar Stool, Mesh Back and Uph Seat

Unit weight: 25.5 LB | 11.6 KG
 Carton weight: 36 LB | 16.33 KG
 Carton volume: 20 FT³ | 0.56 MT³

List price		795					
MVL2809BSMU		Luxehide bonded leather or fabric					
OVERALL DIMENSIONS			SEAT DIMENSIONS			BACK DIMENSIONS	
W	D	H	W	D	H	W	H
IN 25	25.75	45	19.5	17.5	28.5	18.5	16.5
MM 635	654	1143	495	445	724	470	419
Ergonomic features: M, N		RTA 00	1 per carton				



Guest Bar Stool, Uph Back and Seat

Unit weight: 25.5 LB | 11.6 KG
 Carton weight: 36 LB | 16.33 KG
 Carton volume: 24 FT³ | 0.67 MT³

List price		892					
MVL2809BSUU		Luxehide bonded leather or fabric					
OVERALL DIMENSIONS			SEAT DIMENSIONS			BACK DIMENSIONS	
W	D	H	W	D	H	W	H
IN 25	25.75	45	19.5	18.5	28.5	18.5	16.5
MM 635	654	1143	495	470	724	470	419
Ergonomic features: M, N		RTA 00	1 per carton				



Synchro-Tilter, Uph Back and Seat

Unit weight: 42 LB | 19.1 KG
 Carton weight: 51 LB | 23.13 KG
 Carton volume: 10.5 FT³ | 0.29 MT³






List price		824					
MVL2811		Luxehide bonded leather or fabric					
OVERALL DIMENSIONS			SEAT DIMENSIONS			BACK DIMENSIONS	
W	D	H	W	D	H	W	H
IN 26	26.5	39.5	20	18.5	16.5-21.5	19.5	20.5
MM 660	673	1003	508	470	419-546	495	521
Ergonomic features: A, B, C, D, H, L, M, N		RTA 2		1 per carton			




Multi-Tilter, Uph Back and Seat

Unit weight: 47 LB | 21.4 KG
 Carton weight: 56 LB | 25.4 KG
 Carton volume: 10.5 FT³ | 0.29 MT³

List price		892					
MVL2813		Luxehide bonded leather or fabric					
OVERALL DIMENSIONS			SEAT DIMENSIONS			BACK DIMENSIONS	
W	D	H	W	D	H	W	H
IN 26	27	39.5	20	18.5	17.5-22.5	19.5	20
MM 660	686	1003	508	470	445-572	495	508
Ergonomic features: A, B, C, D, F, G, H, M, N, S		RTA 2		1 per carton			

DESCRIPTION	MODEL# / FEATURES																																	
 <p>Tilter, Uph Back and Seat Unit weight: 40 LB 18.2 KG Carton weight: 49 LB 22.23 KG Carton volume: 10.5 FT³ 0.29 MT³</p>	List price MVL2814 Luxhide bonded leather or fabric 791																																	
	<table border="1"> <thead> <tr> <th colspan="3">OVERALL DIMENSIONS</th> <th colspan="3">SEAT DIMENSIONS</th> <th colspan="2">BACK DIMENSIONS</th> </tr> <tr> <th>W</th> <th>D</th> <th>H</th> <th>W</th> <th>D</th> <th>H</th> <th>W</th> <th>H</th> </tr> </thead> <tbody> <tr> <td>IN 26</td> <td>26.5</td> <td>38.5</td> <td>20</td> <td>18.5</td> <td>16.5-21.5</td> <td>19.5</td> <td>20.5</td> </tr> <tr> <td>MM 660</td> <td>673</td> <td>978</td> <td>508</td> <td>470</td> <td>419-546</td> <td>495</td> <td>521</td> </tr> </tbody> </table>	OVERALL DIMENSIONS			SEAT DIMENSIONS			BACK DIMENSIONS		W	D	H	W	D	H	W	H	IN 26	26.5	38.5	20	18.5	16.5-21.5	19.5	20.5	MM 660	673	978	508	470	419-546	495	521	
	OVERALL DIMENSIONS			SEAT DIMENSIONS			BACK DIMENSIONS																											
	W	D	H	W	D	H	W	H																										
IN 26	26.5	38.5	20	18.5	16.5-21.5	19.5	20.5																											
MM 660	673	978	508	470	419-546	495	521																											
Ergonomic features: A, B, C, D, E, H, M, N, S	RTA 2 courier 1 per carton CANADA CANADIAN																																	
 <p>Task, Uph Back and Seat Unit weight: 32 LB 14.5 KG Carton weight: 41 LB 18.6 KG Carton volume: 10.5 FT³ 0.29 MT³</p>	List price MVL2816 Luxhide bonded leather or fabric 732																																	
	<table border="1"> <thead> <tr> <th colspan="3">OVERALL DIMENSIONS</th> <th colspan="3">SEAT DIMENSIONS</th> <th colspan="2">BACK DIMENSIONS</th> </tr> <tr> <th>W</th> <th>D</th> <th>H</th> <th>W</th> <th>D</th> <th>H</th> <th>W</th> <th>H</th> </tr> </thead> <tbody> <tr> <td>IN 26</td> <td>26.5</td> <td>37</td> <td>20</td> <td>18.5</td> <td>16-21</td> <td>19.5</td> <td>20.5</td> </tr> <tr> <td>MM 660</td> <td>673</td> <td>940</td> <td>508</td> <td>470</td> <td>406-533</td> <td>495</td> <td>521</td> </tr> </tbody> </table>	OVERALL DIMENSIONS			SEAT DIMENSIONS			BACK DIMENSIONS		W	D	H	W	D	H	W	H	IN 26	26.5	37	20	18.5	16-21	19.5	20.5	MM 660	673	940	508	470	406-533	495	521	
	OVERALL DIMENSIONS			SEAT DIMENSIONS			BACK DIMENSIONS																											
	W	D	H	W	D	H	W	H																										
IN 26	26.5	37	20	18.5	16-21	19.5	20.5																											
MM 660	673	940	508	470	406-533	495	521																											
Ergonomic features: C, D, E, H, M, N	RTA 2 courier 1 per carton CANADA CANADIAN																																	
 <p>Armless Height Adjustable, Uph Back and Seat Unit weight: 31 LB 14.1 KG Carton weight: 40 LB 18.14 KG Carton volume: 10.5 FT³ 0.29 MT³</p>	List price MVL2817 Luxhide bonded leather or fabric 821																																	
	<table border="1"> <thead> <tr> <th colspan="3">OVERALL DIMENSIONS</th> <th colspan="3">SEAT DIMENSIONS</th> <th colspan="2">BACK DIMENSIONS</th> </tr> <tr> <th>W</th> <th>D</th> <th>H</th> <th>W</th> <th>D</th> <th>H</th> <th>W</th> <th>H</th> </tr> </thead> <tbody> <tr> <td>IN 20</td> <td>26.5</td> <td>48</td> <td>20</td> <td>18.5</td> <td>23-33</td> <td>19.5</td> <td>20.5</td> </tr> <tr> <td>MM 508</td> <td>673</td> <td>1219</td> <td>508</td> <td>470</td> <td>584-838</td> <td>495</td> <td>521</td> </tr> </tbody> </table>	OVERALL DIMENSIONS			SEAT DIMENSIONS			BACK DIMENSIONS		W	D	H	W	D	H	W	H	IN 20	26.5	48	20	18.5	23-33	19.5	20.5	MM 508	673	1219	508	470	584-838	495	521	
	OVERALL DIMENSIONS			SEAT DIMENSIONS			BACK DIMENSIONS																											
	W	D	H	W	D	H	W	H																										
IN 20	26.5	48	20	18.5	23-33	19.5	20.5																											
MM 508	673	1219	508	470	584-838	495	521																											
Ergonomic features: C, D, M, N	RTA 2 courier 1 per carton CANADA CANADIAN																																	
 <p>Height Adjustable w/Arms, Uph Back and Seat Unit weight: 37 LB 16.8 KG Carton weight: 46 LB 20.87 KG Carton volume: 10.5 FT³ 0.29 MT³</p>	List price MVL2818 Luxhide bonded leather or fabric 942																																	
	<table border="1"> <thead> <tr> <th colspan="3">OVERALL DIMENSIONS</th> <th colspan="3">SEAT DIMENSIONS</th> <th colspan="2">BACK DIMENSIONS</th> </tr> <tr> <th>W</th> <th>D</th> <th>H</th> <th>W</th> <th>D</th> <th>H</th> <th>W</th> <th>H</th> </tr> </thead> <tbody> <tr> <td>IN 26</td> <td>26.5</td> <td>48</td> <td>20</td> <td>18.5</td> <td>23-33</td> <td>19.5</td> <td>20.5</td> </tr> <tr> <td>MM 660</td> <td>673</td> <td>1219</td> <td>508</td> <td>470</td> <td>584-838</td> <td>495</td> <td>521</td> </tr> </tbody> </table>	OVERALL DIMENSIONS			SEAT DIMENSIONS			BACK DIMENSIONS		W	D	H	W	D	H	W	H	IN 26	26.5	48	20	18.5	23-33	19.5	20.5	MM 660	673	1219	508	470	584-838	495	521	
	OVERALL DIMENSIONS			SEAT DIMENSIONS			BACK DIMENSIONS																											
	W	D	H	W	D	H	W	H																										
IN 26	26.5	48	20	18.5	23-33	19.5	20.5																											
MM 660	673	1219	508	470	584-838	495	521																											
Ergonomic features: C, D, H, M, N	RTA 2 courier 1 per carton CANADA CANADIAN																																	
 <p>Guest Chair, Uph Back and Seat Unit weight: 20 LB 9.1 KG Carton weight: 28 LB 12.7 KG Carton volume: 15.5 FT³ 0.43 MT³</p>	List price MVL2819 Luxhide bonded leather or fabric 628																																	
	Stacks 5 high.	<table border="1"> <thead> <tr> <th colspan="3">OVERALL DIMENSIONS</th> <th colspan="3">SEAT DIMENSIONS</th> <th colspan="2">BACK DIMENSIONS</th> </tr> <tr> <th>W</th> <th>D</th> <th>H</th> <th>W</th> <th>D</th> <th>H</th> <th>W</th> <th>H</th> </tr> </thead> <tbody> <tr> <td>IN 25.25</td> <td>24</td> <td>34.5</td> <td>19.5</td> <td>18</td> <td>17.5</td> <td>19</td> <td>17</td> </tr> <tr> <td>MM 641</td> <td>610</td> <td>876</td> <td>495</td> <td>457</td> <td>445</td> <td>483</td> <td>432</td> </tr> </tbody> </table>	OVERALL DIMENSIONS			SEAT DIMENSIONS			BACK DIMENSIONS		W	D	H	W	D	H	W	H	IN 25.25	24	34.5	19.5	18	17.5	19	17	MM 641	610	876	495	457	445	483	432
	OVERALL DIMENSIONS			SEAT DIMENSIONS			BACK DIMENSIONS																											
	W	D	H	W	D	H	W	H																										
IN 25.25	24	34.5	19.5	18	17.5	19	17																											
MM 641	610	876	495	457	445	483	432																											
Back exterior upholstered in Jenny, Ebony (JN02).	Ergonomic features: M, N	RTA 00 1 per carton CANADA CANADIAN																																

DESCRIPTION MODEL# / FEATURES



Guest Chair w/Casters, Uph Back and Seat
 Unit weight: 20 LB | 9.1 KG
 Carton weight: 28 LB | 12.7 KG
 Carton volume: 15.5 FT³ | 0.43 MT³

List price
MVL2819C 735
 Luxhide bonded leather or fabric

	OVERALL DIMENSIONS			SEAT DIMENSIONS			BACK DIMENSIONS	
	W	D	H	W	D	H	W	H
Back exterior upholstered in Jenny, Ebony (JN02).	IN 25.25	24	34.5	19.5	18	17.5	19	17
	MM 641	610	876	495	457	445	483	432

Ergonomic features: M, N

RTA 00 1 per carton

CANADA
 ENGINEERED TESTER ASSEMBLED CONÇO TESTE MONTÉ
 CENORAP



Synchro-Tilter, Mesh Back and Seat
 Unit weight: 42 LB | 19.1 KG
 Carton weight: 51 LB | 23.13 KG
 Carton volume: 10.5 FT³ | 0.29 MT³

List price
MVL2821 781
 Black mesh

	OVERALL DIMENSIONS			SEAT DIMENSIONS			BACK DIMENSIONS	
	W	D	H	W	D	H	W	H
	IN 26	26.5	39.5	20	18.5	16.5-21.5	19.5	20.5
	MM 660	673	1003	508	470	419-546	495	521

Ergonomic features: A, B, C, D, H, L, M

RTA 2 courier 1 per carton

CANADA
 ENGINEERED TESTER ASSEMBLED CONÇO TESTE MONTÉ
 CENORAP



Multi-Tilter, Mesh Back and Seat
 Unit weight: 47 LB | 21.4 KG
 Carton weight: 56 LB | 25.4 KG
 Carton volume: 10.5 FT³ | 0.29 MT³

List price
MVL2823 846
 Black mesh

	OVERALL DIMENSIONS			SEAT DIMENSIONS			BACK DIMENSIONS	
	W	D	H	W	D	H	W	H
	IN 26	27	39.5	20	18.5	17.5-22.5	19.5	20
	MM 660	686	1003	508	470	445-572	495	508

Ergonomic features: A, B, C, D, F, G, H, M, S

RTA 2 courier 1 per carton

CANADA
 ENGINEERED TESTER ASSEMBLED CONÇO TESTE MONTÉ
 CENORAP



Tilter, Mesh Back and Seat
 Unit weight: 40 LB | 18.2 KG
 Carton weight: 49 LB | 22.23 KG
 Carton volume: 10.5 FT³ | 0.29 MT³

List price
MVL2824 750
 Black mesh

	OVERALL DIMENSIONS			SEAT DIMENSIONS			BACK DIMENSIONS	
	W	D	H	W	D	H	W	H
	IN 26	26.5	38.5	20	18.5	16.5-21.5	19.5	20.5
	MM 660	673	978	508	470	419-546	495	521

Ergonomic features: A, B, C, D, E, H, M, S

RTA 2 courier 1 per carton

CANADA
 ENGINEERED TESTER ASSEMBLED CONÇO TESTE MONTÉ
 CENORAP



Task, Mesh Back and Seat
 Unit weight: 32 LB | 14.5 KG
 Carton weight: 41 LB | 18.6 KG
 Carton volume: 10.5 FT³ | 0.29 MT³

List price
MVL2826 686
 Black mesh

	OVERALL DIMENSIONS			SEAT DIMENSIONS			BACK DIMENSIONS	
	W	D	H	W	D	H	W	H
	IN 26	26.5	37	20	18.5	16-21	19.5	20.5
	MM 660	673	940	508	470	406-533	495	521

Ergonomic features: C, D, E, H, M

RTA 2 courier 1 per carton

CANADA
 ENGINEERED TESTER ASSEMBLED CONÇO TESTE MONTÉ
 CENORAP



Armless Height Adjustable, Mesh Back and Seat
 Unit weight: 31 LB | 14.1 KG
 Carton weight: 40 LB | 18.14 KG
 Carton volume: 10.5 FT³ | 0.29 MT³


List price
MVL2827 779
 Black mesh


	OVERALL DIMENSIONS			SEAT DIMENSIONS			BACK DIMENSIONS	
	W	D	H	W	D	H	W	H
	IN 20	26.5	48	20	18.5	23-33	19.5	20.5
	MM 508	673	1219	508	470	584-838	495	521


Ergonomic features: C, D, M


RTA 2 courier 1 per carton


CANADA
 ENGINEERED TESTER ASSEMBLED CONÇO TESTE MONTÉ
 CENORAP

DESCRIPTION	MODEL# / FEATURES	List price																																	
 <p>Height Adjustable w/Arms, Mesh Back and Seat Unit weight: 37 LB 16.8 KG Carton weight: 46 LB 20.87 KG Carton volume: 10.5 FT³ 0.29 MT³</p>	<p>MVL2828 Black mesh</p> <p>Ergonomic features: C, D, H, M</p>	901																																	
		<table border="1"> <thead> <tr> <th colspan="3">OVERALL DIMENSIONS</th> <th colspan="3">SEAT DIMENSIONS</th> <th colspan="2">BACK DIMENSIONS</th> </tr> <tr> <th>W</th> <th>D</th> <th>H</th> <th>W</th> <th>D</th> <th>H</th> <th>W</th> <th>H</th> </tr> </thead> <tbody> <tr> <td>IN 26</td> <td>26.5</td> <td>48</td> <td>20</td> <td>18.5</td> <td>23-33</td> <td>19.5</td> <td>20.5</td> </tr> <tr> <td>MM 660</td> <td>673</td> <td>1219</td> <td>508</td> <td>470</td> <td>584-838</td> <td>495</td> <td>521</td> </tr> </tbody> </table>	OVERALL DIMENSIONS			SEAT DIMENSIONS			BACK DIMENSIONS		W	D	H	W	D	H	W	H	IN 26	26.5	48	20	18.5	23-33	19.5	20.5	MM 660	673	1219	508	470	584-838	495	521	<p>RTA 2</p> <p>1 per carton</p> <p>ENGINEERED TESTED ASSEMBLED CONÇO TESTÉ MONTÉ</p>
		OVERALL DIMENSIONS			SEAT DIMENSIONS			BACK DIMENSIONS																											
W	D	H	W	D	H	W	H																												
IN 26	26.5	48	20	18.5	23-33	19.5	20.5																												
MM 660	673	1219	508	470	584-838	495	521																												

DESCRIPTION	MODEL# / FEATURES	List price																																	
 <p>Armless Guest Chair, Mesh Back and Uph Seat Unit weight: 19 LB 8.6 KG Carton weight: 27 LB 12.25 KG Carton volume: 13.75 FT³ 0.38 MT³</p>	<p>MVL2831 Luxhide bonded leather or fabric</p> <p>Stacks 5 high.</p> <p>Ergonomic features: M, N</p>	498																																	
		<table border="1"> <thead> <tr> <th colspan="3">OVERALL DIMENSIONS</th> <th colspan="3">SEAT DIMENSIONS</th> <th colspan="2">BACK DIMENSIONS</th> </tr> <tr> <th>W</th> <th>D</th> <th>H</th> <th>W</th> <th>D</th> <th>H</th> <th>W</th> <th>H</th> </tr> </thead> <tbody> <tr> <td>IN 20</td> <td>24</td> <td>34.5</td> <td>19.5</td> <td>18</td> <td>17.5</td> <td>19</td> <td>17</td> </tr> <tr> <td>MM 508</td> <td>610</td> <td>876</td> <td>495</td> <td>457</td> <td>445</td> <td>483</td> <td>432</td> </tr> </tbody> </table>	OVERALL DIMENSIONS			SEAT DIMENSIONS			BACK DIMENSIONS		W	D	H	W	D	H	W	H	IN 20	24	34.5	19.5	18	17.5	19	17	MM 508	610	876	495	457	445	483	432	<p>RTA 00</p> <p>1 per carton</p> <p>CANADA</p>
		OVERALL DIMENSIONS			SEAT DIMENSIONS			BACK DIMENSIONS																											
W	D	H	W	D	H	W	H																												
IN 20	24	34.5	19.5	18	17.5	19	17																												
MM 508	610	876	495	457	445	483	432																												

DESCRIPTION	MODEL# / FEATURES	List price																																	
 <p>Armless Guest Chair w/Casters, Mesh Back and Uph Seat Unit weight: 19 LB 8.6 KG Carton weight: 27 LB 12.25 KG Carton volume: 13.75 FT³ 0.38 MT³</p>	<p>MVL2831C Luxhide bonded leather or fabric</p> <p>Ergonomic features: M, N</p>	611																																	
		<table border="1"> <thead> <tr> <th colspan="3">OVERALL DIMENSIONS</th> <th colspan="3">SEAT DIMENSIONS</th> <th colspan="2">BACK DIMENSIONS</th> </tr> <tr> <th>W</th> <th>D</th> <th>H</th> <th>W</th> <th>D</th> <th>H</th> <th>W</th> <th>H</th> </tr> </thead> <tbody> <tr> <td>IN 20</td> <td>24</td> <td>34.5</td> <td>19.5</td> <td>18</td> <td>17.5</td> <td>19</td> <td>17</td> </tr> <tr> <td>MM 508</td> <td>610</td> <td>876</td> <td>495</td> <td>457</td> <td>445</td> <td>483</td> <td>432</td> </tr> </tbody> </table>	OVERALL DIMENSIONS			SEAT DIMENSIONS			BACK DIMENSIONS		W	D	H	W	D	H	W	H	IN 20	24	34.5	19.5	18	17.5	19	17	MM 508	610	876	495	457	445	483	432	<p>RTA 00</p> <p>1 per carton</p> <p>CANADA</p>
		OVERALL DIMENSIONS			SEAT DIMENSIONS			BACK DIMENSIONS																											
W	D	H	W	D	H	W	H																												
IN 20	24	34.5	19.5	18	17.5	19	17																												
MM 508	610	876	495	457	445	483	432																												

DESCRIPTION	MODEL# / FEATURES	List price																																	
 <p>Armless Guest Bar Stool, Mesh Back and Uph Seat Unit weight: 24 LB 10.9 KG Carton weight: 33 LB 14.97 KG Carton volume: 18.25 FT³ 0.51 MT³</p>	<p>MVL2831BSMU Luxhide bonded leather or fabric</p> <p>Ergonomic features: M, N</p>	755																																	
		<table border="1"> <thead> <tr> <th colspan="3">OVERALL DIMENSIONS</th> <th colspan="3">SEAT DIMENSIONS</th> <th colspan="2">BACK DIMENSIONS</th> </tr> <tr> <th>W</th> <th>D</th> <th>H</th> <th>W</th> <th>D</th> <th>H</th> <th>W</th> <th>H</th> </tr> </thead> <tbody> <tr> <td>IN 20.75</td> <td>25.75</td> <td>45</td> <td>19.5</td> <td>17.5</td> <td>28.5</td> <td>18.5</td> <td>16.5</td> </tr> <tr> <td>MM 527</td> <td>654</td> <td>1143</td> <td>495</td> <td>445</td> <td>724</td> <td>470</td> <td>419</td> </tr> </tbody> </table>	OVERALL DIMENSIONS			SEAT DIMENSIONS			BACK DIMENSIONS		W	D	H	W	D	H	W	H	IN 20.75	25.75	45	19.5	17.5	28.5	18.5	16.5	MM 527	654	1143	495	445	724	470	419	<p>RTA 00</p> <p>1 per carton</p> <p>CANADA</p>
		OVERALL DIMENSIONS			SEAT DIMENSIONS			BACK DIMENSIONS																											
W	D	H	W	D	H	W	H																												
IN 20.75	25.75	45	19.5	17.5	28.5	18.5	16.5																												
MM 527	654	1143	495	445	724	470	419																												

DESCRIPTION	MODEL# / FEATURES	List price																																	
 <p>Armless Guest Bar Stool, Uph Back and Seat Unit weight: 24 LB 10.9 KG Carton weight: 34 LB 15.42 KG Carton volume: 15.75 FT³ 0.44 MT³</p>	<p>MVL2831BSUU Luxhide bonded leather or fabric</p> <p>Ergonomic features: M, N</p>	853																																	
		<table border="1"> <thead> <tr> <th colspan="3">OVERALL DIMENSIONS</th> <th colspan="3">SEAT DIMENSIONS</th> <th colspan="2">BACK DIMENSIONS</th> </tr> <tr> <th>W</th> <th>D</th> <th>H</th> <th>W</th> <th>D</th> <th>H</th> <th>W</th> <th>H</th> </tr> </thead> <tbody> <tr> <td>IN 20.75</td> <td>25.75</td> <td>45</td> <td>19.5</td> <td>18.5</td> <td>28.5</td> <td>18.5</td> <td>16.5</td> </tr> <tr> <td>MM 527</td> <td>654</td> <td>1143</td> <td>495</td> <td>470</td> <td>724</td> <td>470</td> <td>419</td> </tr> </tbody> </table>	OVERALL DIMENSIONS			SEAT DIMENSIONS			BACK DIMENSIONS		W	D	H	W	D	H	W	H	IN 20.75	25.75	45	19.5	18.5	28.5	18.5	16.5	MM 527	654	1143	495	470	724	470	419	<p>RTA 00</p> <p>1 per carton</p> <p>CANADA</p>
		OVERALL DIMENSIONS			SEAT DIMENSIONS			BACK DIMENSIONS																											
W	D	H	W	D	H	W	H																												
IN 20.75	25.75	45	19.5	18.5	28.5	18.5	16.5																												
MM 527	654	1143	495	470	724	470	419																												

DESCRIPTION MODEL# / FEATURES



List price

MVL2832
Luxehide bonded leather or fabric

591

Stacks 5 high.

	OVERALL DIMENSIONS			SEAT DIMENSIONS			BACK DIMENSIONS	
	W	D	H	W	D	H	W	H
Back exterior upholstered in Jenny, Ebony (JN02).	IN 20	24	34.5	19.5	18	17.5	19	17
	MM 508	610	876	495	457	445	483	432


Armless Guest Chair, Uph Back and Seat

Unit weight: 20 LB | 9.1 KG
Carton weight: 28 LB | 12.7 KG
Carton volume: 13.75 FT³ | 0.38 MT³

Ergonomic features:
M, N

RTA 00

1 per carton



List price

MVL2832C
Luxehide bonded leather or fabric

697

	OVERALL DIMENSIONS			SEAT DIMENSIONS			BACK DIMENSIONS	
	W	D	H	W	D	H	W	H
Back exterior upholstered in Jenny, Ebony (JN02).	IN 20	24	34.5	19.5	18	17.5	19	17
	MM 508	610	876	495	457	445	483	432

Armless Guest Chair w/Casters, Uph Back and Seat

Unit weight: 20 LB | 9.1 KG
Carton weight: 28 LB | 12.7 KG
Carton volume: 13.75 FT³ | 0.38 MT³

Ergonomic features:
M, N

RTA 00

1 per carton



JAVA



model OTG10902

STANDARD FEATURES

- Tilter chair with durable rear shroud.
- Flared fixed loop arms.
- Black frame and Black spider base.
- Dual wheel carpet casters (C65) are standard.
- Only available in Black mesh fabric (MS20) seat with contrasting Grey mesh back.
- Compliant with the emissions guidelines set by the GREENGUARD Environmental Institute.
- Limited Warranty (2-year exceptions apply - see page 137).
- Weight capacity for this series is 300 lbs.

CHAIR ADJUSTMENTS

- Center tilt with upright position tilt lock.
- Tilt tension adjustment.
- Pneumatic seat height adjustment.

OPTIONAL FEATURES

- Hard surface flooring casters (**C65R**) can be purchased separately. Add \$96/set.

DESCRIPTION

MODEL# / FEATURES



High Back Tilter

Unit weight: 28 LB | 12.7 KG
 Carton weight: 28 LB | 12.7 KG
 Carton volume: 3.4 FT³ | 0.09 MT³

	List price
OTG10902	383

OVERALL DIMENSIONS			SEAT DIMENSIONS			BACK DIMENSIONS		
	W	D	H	W	D	H	W	H
IN	24	23	39	19.5	17	17-21	18	20
MM	610	584	991	495	432	432-533	457	508

Ergonomic features:
 A, B, C, M, N, S



1 per carton



KAYSEE



model OTG12112B

STANDARD FEATURES

- Mesh high back tilter chair.
- Standard with height adjustable T-arms with self-skinned urethane (SSU) armcaps.
- Black base with dual wheel carpet casters (C1) are standard.
- Only available with Black Luxhide bonded leather seat and Black mesh back.
- Compliant with the emissions guidelines set by the GREENGUARD Environmental Institute.
- Limited Warranty (2-year exceptions apply - see page 137).
- Weight capacity for this series is 300 lbs.

CHAIR ADJUSTMENTS

- Center tilt with upright position tilt lock.
- Tilt tension adjustment.
- Height adjustable flexible lumbar support.
- Pneumatic seat height adjustment.

OPTIONAL FEATURES

- Hard surface flooring casters (C9R) can be purchased separately. Add \$96/set.

DESCRIPTION

MODEL# / FEATURES



High Back Tilter
 Unit weight: 40 LB | 18.14 KG
 Carton weight: 40 LB | 18.14 KG
 Carton volume: 4.1 FT³ | 0.11 MT³

Ergonomic features:
 A, B, C, D, H, M, N, S

List price

OTG12112B 476

	OVERALL DIMENSIONS			SEAT DIMENSIONS			BACK DIMENSIONS	
	W	D	H	W	D	H	W	H
IN	25	24	41	20	18	16.5-20.5	18	22
MM	635	610	1041	508	457	419-521	457	559



1 per carton



KAZAN



model OTG11670B

STANDARD FEATURES

- Unique design by Zoocy Chu.
- Comfortable multi-segmented cushions with deep padding.
- Double needle decorative stitch details.
- Fully upholstered arms.
- Dual wheel carpet casters (C65) are standard
- Seating surfaces are upholstered in Black Luxhide bonded leather.
- Compliant with the emissions guidelines set by the GREENGUARD Environmental Institute.
- Limited Warranty (2-year exceptions apply - see page 137).
- Weight capacity for this series is 300 lbs.

CHAIR ADJUSTMENTS

- Center tilt with upright position tilt lock.
- Tilt tension adjustment.
- Pneumatic seat height adjustment.

OPTIONAL FEATURES

- Hard surface flooring casters (C65R) can be purchased separately. Add \$96/set.

DESCRIPTION

MODEL# / FEATURES



High Back Tilter
 Unit weight: 60 LB | 27.21 KG
 Carton weight: 60 LB | 27.22 KG
 Carton volume: 8 FT³ | 0.22 MT³

Ergonomic features:
 A, B, C, M, N, S

List price

OTG11670B 750

	OVERALL DIMENSIONS			SEAT DIMENSIONS			BACK DIMENSIONS	
	W	D	H	W	D	H	W	H
IN	25.5	29.5	46	21.5	20	17-21	17.5	27.5
MM	648	749	1168	546	508	432-533	445	699



1 per carton



KODY



model OTG13110

STANDARD FEATURES





- High back synchro-tilter chair with an integrated mechanism for a sleek and polished appearance.
- Standard with height adjustable T-arms with self-skinned urethane (SSU) armcaps.
- Standard with Black polyester fabric seat and Black mesh back.
- Black frame with a 5-prong, injection molded, fiberglass reinforced Black nylon base with dual wheel carpet casters
- Compliant with the emissions guidelines set by the GREENGUARD Environmental Institute.
- Limited Warranty (2-year exceptions apply - see page 137).
- Weight capacity for this series is 300 lbs.

CHAIR ADJUSTMENTS

- Synchro tilt with multi position tilt lock.
- Two-setting tilt tension adjustment.
- Pneumatic seat height adjustment.

OPTIONAL FEATURES

- Hard surface flooring casters (**C9R**) can be purchased separately. Add \$96/set.

DESCRIPTION	MODEL# / FEATURES																																			
 <p>High Back Synchro-Tilter Unit weight: 26.5 LB 12 KG Carton weight: 31 LB 14.06 KG Carton volume: 5.5 FT³ 0.15 MT³</p>		List price																																		
	OTG13110	572																																		
	<table border="1"> <thead> <tr> <th colspan="3">OVERALL DIMENSIONS</th> <th colspan="3">SEAT DIMENSIONS</th> <th colspan="2">BACK DIMENSIONS</th> </tr> <tr> <th></th> <th>W</th> <th>D</th> <th>H</th> <th>W</th> <th>D</th> <th>H</th> <th>W</th> <th>H</th> </tr> </thead> <tbody> <tr> <td>IN</td> <td>26.5</td> <td>22.5</td> <td>41.75</td> <td>21</td> <td>17</td> <td>19-24</td> <td>18</td> <td>22</td> </tr> <tr> <td>MM</td> <td>673</td> <td>572</td> <td>1060</td> <td>533</td> <td>432</td> <td>483-610</td> <td>457</td> <td>559</td> </tr> </tbody> </table>		OVERALL DIMENSIONS			SEAT DIMENSIONS			BACK DIMENSIONS			W	D	H	W	D	H	W	H	IN	26.5	22.5	41.75	21	17	19-24	18	22	MM	673	572	1060	533	432	483-610	457
OVERALL DIMENSIONS			SEAT DIMENSIONS			BACK DIMENSIONS																														
	W	D	H	W	D	H	W	H																												
IN	26.5	22.5	41.75	21	17	19-24	18	22																												
MM	673	572	1060	533	432	483-610	457	559																												
Ergonomic features: A, B, C, H, L, M, N		 1 per carton																																		

KYLIE



model OTG11355C

STANDARD FEATURES

- Lightweight multi-purpose stacking chairs.
- Durable and easy to clean reinforced polypropylene.
- Stackable up to 4 high on floor.
- Stackable up to 8 high on dolly (OTG6756).
- Available in Cadet (C), Grey (G) and White (W).
- Integrated non-slip glides.
- Shipped assembled (3 in a carton).
- Compliant with the emissions guidelines set by the GREENGUARD Environmental Institute.
- Limited Warranty (2-year exceptions apply - see page 133).
- Weight capacity for this series is 300 lbs.

DESCRIPTION

MODEL# / FEATURES



Armless Stacking Chair
 Unit weight: 11.67 LB | 5.29 KG
 Carton weight: 11.67 LB | 5.29 KG
 Carton volume: 11 FT³ | 0.31 MT

OTG11355C
 OTG11355G
 OTG11355W

List price

260

Stacks 4 high on floor.

OVERALL DIMENSIONS

	W	D	H
IN	19	20	32
MM	483	508	813

SEAT DIMENSIONS

	W	D	H
IN	15.75	17	18
MM	400	432	457

BACK DIMENSIONS

	W	H
IN	19	13.5
MM	483	343

RTA 00

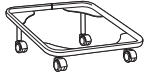
3 per carton (pricing and specifications are for one chair)



List price

OTG6756

406



Dolly
 Unit weight: 10 LB | 4.5 KG
 Carton weight: 11 LB | 4.99 KG
 Carton volume: 2.4 FT³ | 0.06 MT

Stacks 8 high on dolly.

OVERALL DIMENSIONS

	W	D	H
IN	20.75	23	9.25
MM	527	584	235

SEAT DIMENSIONS

	W	D	H
IN	-	-	-
MM	-	-	-

BACK DIMENSIONS

	W	H
IN	-	-
MM	-	-

RTA 00

1 per carton

LITE-LIFT





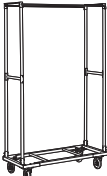

model OTG11674



STANDARD FEATURES

- Multi-purpose folding chair.
- Lightweight, durable, portable and easy to clean.
- Folds flat for compact storage.
- Molded plastic seat and back in Oyster Grey only.
- Strong steel frame in Charcoal colour with epoxy coating.
- Stackable up to 25 high on dolly (MVL2776). Chairs must be aligned in the same direction.
- Shipped fully assembled.
- Limited Warranty (1-year exceptions apply - see page 133).
- Weight capacity for this series is 200 lbs.

For complementary Lite-Lift folding tables, see page 109.

DESCRIPTION	MODEL# / FEATURES	List price										
 <p>Armless Folding Chairs - Set of 4 Unit weight: 54 LB 24.49 KG Carton weight: 54 LB 24.49 KG Carton volume: 5.23 FT³ 0.14 MT³</p>	OTG11674	513										
		OVERALL DIMENSIONS W D H			SEAT DIMENSIONS W D H			BACK DIMENSIONS W H				
		IN 19	22	33.5	16	17	17.5	18.5	17			
		MM 483	559	851	406	432	445	470	432			
		RTA 00		1 carton (pricing is for the set, specifications are for one chair)								
 <p>Dolly Unit weight: 43 LB 19.5 KG Carton weight: 48 LB 21.77 KG Carton volume: 3.08 FT³ 0.08 MT³</p>	MVL2776	566										
		OVERALL DIMENSIONS W D H			SEAT DIMENSIONS W D H			BACK DIMENSIONS W H				
		IN 18.5	43.5	74.75	-	-	-	-	-			
		MM 470	1105	1899	-	-	-	-	-			
		RTA 6		1 per carton								
		Stacks OTG11674 chairs horizontally in the same direction, up to 25 high.										

LUMI



model OTG11357

STANDARD FEATURES



- High transparency mesh back synchro-tilter chair.
- Features a contoured back frame and a thick seat cushion.
- Standard with height adjustable T-arms with sliding (depth) and rotating armcaps.
- Mesh back is available in Grey only.
- Dual wheel carpet casters (C1) are standard.
- Seating surfaces can be upholstered in all Global grade 1 seating textiles or in Luxhide bonded leather (see page 133).
- Compliant with the emissions guidelines set by the GREENGUARD Environmental Institute.
- Limited Warranty (5-year exceptions apply - see page 137).
- Weight capacity for this series is 300 lbs.

CHAIR ADJUSTMENTS

- Synchro tilt with multi position tilt lock.
- Tilt tension adjustment.
- Pneumatic seat height adjustment.

OPTIONAL FEATURES

- Hard surface flooring casters (C9R) can be purchased separately. Add \$96/set.

DESCRIPTION	MODEL# / FEATURES	List price							
 <p>Synchro-Tilter, Mesh Back and Uph Seat Unit weight: 32.5 LB 14.8 KG Carton weight: 37 LB 16.78 KG Carton volume: 4.6 FT³ 0.13 MT³</p>	OTG11357	583							
		OVERALL DIMENSIONS			SEAT DIMENSIONS			BACK DIMENSIONS	
		W	D	H	W	D	H	W	H
	IN 25.75	24	38.75	19	18	17.75-21.75	18.5	19.5	
	MM 654	610	984	483	457	451-552	470	495	
	Ergonomic features: A, B, C, H, L, M, N, R	RTA 8	courier	1 per carton					

M-TASK



model MVL2911



model MVL2914

STANDARD FEATURES

- Full function ergonomic seating. Canadian made.
- Slim profile with highly contoured back and waterfall seat front.
- Available with two different mechanism options: synchro-tilter and multi-tilter.
- Standard with height and width adjustable T-arms with durable self-skinned urethane (SSU) armcaps.
- Dual wheel carpet casters (C1) are standard.
- MVL2912 and MVL2914 feature a height and angle adjustable headrest.
- Seating surfaces can be upholstered in Luxhide bonded leather (various colours) or in all Global grade 1 seating textiles (see page 133).
- Compliant with the emissions guidelines set by the GREENGUARD Environmental Institute.
- Limited Warranty (5-year exceptions apply - see page 137).
- Weight capacity for this series is 300 lbs.

CHAIR ADJUSTMENTS













- **Synchro-tilter chairs**
 - Synchro tilt with multi-position tilt lock.
 - Tilt tension adjustment.
 - Ratchet back height adjustment.
 - Pneumatic seat height adjustment.
- **Multi-tilter chairs**
 - Center tilt with infinite position tilt lock.
 - Tilt tension adjustment.
 - Independent back and seat angle adjustment.
 - Forward seat angle adjustment.
 - Ratchet back height adjustment.
 - Sliding seat depth adjustment.
 - Pneumatic seat height adjustment.


OPTIONAL FEATURES

- For hard surface flooring casters, please specify **(C9R)**. Add \$21/set.

ALTERNATE TEXTILE OPTIONS

- Graded-in textiles are available. No minimum quantities. Contact Customer Service for pricing.
- Bantam is a durable, bleach cleanable (9:1) vinyl, but due to the stiff nature of the textile, this vinyl is prone to bunching and will not upholster as smoothly as other coverings in this series.

DESCRIPTION	MODEL# / FEATURES																																
 <p>High Back Synchro-Tilter Unit weight: 44 LB 20 KG Carton weight: 56 LB 25.4 KG Carton volume: 10.5 FT³ 0.29 MT³</p>	<p>List price</p> <p>MVL2911 Luxhide bonded leather or fabric</p> <p>830</p> <table border="1"> <thead> <tr> <th colspan="3">OVERALL DIMENSIONS</th> <th colspan="3">SEAT DIMENSIONS</th> <th colspan="2">BACK DIMENSIONS</th> </tr> <tr> <th>W</th> <th>D</th> <th>H</th> <th>W</th> <th>D</th> <th>H</th> <th>W</th> <th>H</th> </tr> </thead> <tbody> <tr> <td>IN 25</td> <td>23</td> <td>40.5</td> <td>20.5</td> <td>17.5</td> <td>16.5-21.5</td> <td>19</td> <td>22</td> </tr> <tr> <td>MM 635</td> <td>584</td> <td>1029</td> <td>521</td> <td>445</td> <td>419-546</td> <td>483</td> <td>559</td> </tr> </tbody> </table> <p>Ergonomic features: A, B, C, D, H, L, M, N, Q</p> <p>RTA 2  1 per carton  </p>	OVERALL DIMENSIONS			SEAT DIMENSIONS			BACK DIMENSIONS		W	D	H	W	D	H	W	H	IN 25	23	40.5	20.5	17.5	16.5-21.5	19	22	MM 635	584	1029	521	445	419-546	483	559
	OVERALL DIMENSIONS			SEAT DIMENSIONS			BACK DIMENSIONS																										
W	D	H	W	D	H	W	H																										
IN 25	23	40.5	20.5	17.5	16.5-21.5	19	22																										
MM 635	584	1029	521	445	419-546	483	559																										
 <p>Executive Back Synchro-Tilter w/Adj. Headrest Unit weight: 49 LB 22.3 KG Carton weight: 62 LB 28.12 KG Carton volume: 11 FT³ 0.31 MT³</p>	<p>List price</p> <p>MVL2912 Luxhide bonded leather or fabric</p> <p>947</p> <table border="1"> <thead> <tr> <th colspan="3">OVERALL DIMENSIONS</th> <th colspan="3">SEAT DIMENSIONS</th> <th colspan="2">BACK DIMENSIONS</th> </tr> <tr> <th>W</th> <th>D</th> <th>H</th> <th>W</th> <th>D</th> <th>H</th> <th>W</th> <th>H</th> </tr> </thead> <tbody> <tr> <td>IN 25</td> <td>23</td> <td>48</td> <td>20.5</td> <td>17.5</td> <td>16.5-21.5</td> <td>19</td> <td>29</td> </tr> <tr> <td>MM 635</td> <td>584</td> <td>1219</td> <td>521</td> <td>445</td> <td>419-546</td> <td>483</td> <td>737</td> </tr> </tbody> </table> <p>Ergonomic features: A, B, C, D, H, L, M, N, Q</p> <p>RTA 2  1 per carton  </p>	OVERALL DIMENSIONS			SEAT DIMENSIONS			BACK DIMENSIONS		W	D	H	W	D	H	W	H	IN 25	23	48	20.5	17.5	16.5-21.5	19	29	MM 635	584	1219	521	445	419-546	483	737
	OVERALL DIMENSIONS			SEAT DIMENSIONS			BACK DIMENSIONS																										
W	D	H	W	D	H	W	H																										
IN 25	23	48	20.5	17.5	16.5-21.5	19	29																										
MM 635	584	1219	521	445	419-546	483	737																										
 <p>High Back Multi-Tilter Unit weight: 50 LB 22.7 KG Carton weight: 62 LB 28.12 KG Carton volume: 10.5 FT³ 0.29 MT³</p>	<p>List price</p> <p>MVL2913 Luxhide bonded leather or fabric</p> <p>861</p> <table border="1"> <thead> <tr> <th colspan="3">OVERALL DIMENSIONS</th> <th colspan="3">SEAT DIMENSIONS</th> <th colspan="2">BACK DIMENSIONS</th> </tr> <tr> <th>W</th> <th>D</th> <th>H</th> <th>W</th> <th>D</th> <th>H</th> <th>W</th> <th>H</th> </tr> </thead> <tbody> <tr> <td>IN 25</td> <td>24</td> <td>41</td> <td>20.5</td> <td>18-21</td> <td>17-22</td> <td>19</td> <td>22</td> </tr> <tr> <td>MM 635</td> <td>610</td> <td>1041</td> <td>521</td> <td>457-533</td> <td>432-559</td> <td>483</td> <td>559</td> </tr> </tbody> </table> <p>Ergonomic features: A, B, C, D, E, F, G, H, M, N, Q, S</p> <p>RTA 2  1 per carton  </p>	OVERALL DIMENSIONS			SEAT DIMENSIONS			BACK DIMENSIONS		W	D	H	W	D	H	W	H	IN 25	24	41	20.5	18-21	17-22	19	22	MM 635	610	1041	521	457-533	432-559	483	559
	OVERALL DIMENSIONS			SEAT DIMENSIONS			BACK DIMENSIONS																										
W	D	H	W	D	H	W	H																										
IN 25	24	41	20.5	18-21	17-22	19	22																										
MM 635	610	1041	521	457-533	432-559	483	559																										

DESCRIPTION	MODEL# / FEATURES																																			
 <p>Executive Back Multi-Tilter w/Adj. Headrest Unit weight: 51 LB 23.2 KG Carton weight: 63 LB 28.58 KG Carton volume: 11 FT³ 0.31 MT³</p>	List price																																			
	MVL2914	983																																		
	Luxhide bonded leather or fabric																																			
	<table border="1"> <thead> <tr> <th rowspan="2"></th> <th colspan="3">OVERALL DIMENSIONS</th> <th colspan="3">SEAT DIMENSIONS</th> <th colspan="2">BACK DIMENSIONS</th> </tr> <tr> <th>W</th> <th>D</th> <th>H</th> <th>W</th> <th>D</th> <th>H</th> <th>W</th> <th>H</th> </tr> </thead> <tbody> <tr> <td>IN</td> <td>25</td> <td>24</td> <td>48</td> <td>20.5</td> <td>18-21</td> <td>17-22</td> <td>19</td> <td>29</td> </tr> <tr> <td>MM</td> <td>635</td> <td>610</td> <td>1219</td> <td>521</td> <td>457-533</td> <td>432-559</td> <td>483</td> <td>737</td> </tr> </tbody> </table>			OVERALL DIMENSIONS			SEAT DIMENSIONS			BACK DIMENSIONS		W	D	H	W	D	H	W	H	IN	25	24	48	20.5	18-21	17-22	19	29	MM	635	610	1219	521	457-533	432-559	483
	OVERALL DIMENSIONS			SEAT DIMENSIONS			BACK DIMENSIONS																													
	W	D	H	W	D	H	W	H																												
IN	25	24	48	20.5	18-21	17-22	19	29																												
MM	635	610	1219	521	457-533	432-559	483	737																												
Ergonomic features: A, B, C, D, E, F, G, H, M, N, Q, S		RTA 2 courier 1 per carton CANADA GREENGUARD GREENGUARD																																		

MASI



model OTG10740

STANDARD FEATURES


- High back management/boardroom chair.
- Upholstered headrest with 2.5" of height adjustment.
- Durable nylon loop arms.
- Prominent lumbar support.
- Seat covering and headrest are upholstered in Black polyester fabric.
- Black mesh back.
- Black base with dual wheel carpet casters.
- Compliant with the emissions guidelines set by the GREENGUARD Environmental Institute.
- Limited Warranty (2-year exceptions apply - see page 137).
- Weight capacity for this series is 300 lbs.

CHAIR ADJUSTMENTS

- Tilter mechanism with upright position tilt lock.
- Tilt tension adjustment.
- Pneumatic seat height adjustment.

OPTIONAL FEATURES

- Hard surface flooring casters (**C65R**) can be purchased separately. Add \$96/set.

DESCRIPTION	MODEL# / FEATURES																																				
 <p>High Back Tilter Unit weight: 27.5 LB 12.5 KG Carton weight: 33 LB 14.97 KG Carton volume: 5.5 FT³ 0.15 MT³</p>	List price																																				
	OTG10740	520																																			
	<table border="1"> <thead> <tr> <th rowspan="2"></th> <th colspan="3">OVERALL DIMENSIONS</th> <th colspan="3">SEAT DIMENSIONS</th> <th colspan="2">BACK DIMENSIONS</th> </tr> <tr> <th>W</th> <th>D</th> <th>H</th> <th>W</th> <th>D</th> <th>H</th> <th>W</th> <th>H</th> </tr> </thead> <tbody> <tr> <td>IN</td> <td>24.62</td> <td>27</td> <td>47.5</td> <td>19.75</td> <td>19</td> <td>17-21</td> <td>19</td> <td>28.5</td> </tr> <tr> <td>MM</td> <td>625</td> <td>686</td> <td>1207</td> <td>502</td> <td>483</td> <td>432-533</td> <td>483</td> <td>724</td> </tr> </tbody> </table>			OVERALL DIMENSIONS			SEAT DIMENSIONS			BACK DIMENSIONS		W	D	H	W	D	H	W	H	IN	24.62	27	47.5	19.75	19	17-21	19	28.5	MM	625	686	1207	502	483	432-533	483	724
		OVERALL DIMENSIONS			SEAT DIMENSIONS			BACK DIMENSIONS																													
W		D	H	W	D	H	W	H																													
IN	24.62	27	47.5	19.75	19	17-21	19	28.5																													
MM	625	686	1207	502	483	432-533	483	724																													
Ergonomic features: A, B, C, M, N, S		RTA 8 courier 1 per carton GREENGUARD																																			












MINTO



model MVL2747

STANDARD FEATURES

- Multi-purpose stacking chairs. Canadian made.
- Fully upholstered seat and back.
- Four-legged round steel tube frame.
- Armchair has polypropylene armcaps.
- Stackable up to 5 high on floor or on optional dolly (MVL2749).
- Can be upholstered in all Global grade 1 seating textiles with the exception of Luxhide (see page 129).
- Compliant with the emissions guidelines set by the GREENGUARD Environmental Institute.
- Shipped fully assembled.
- Limited Warranty (5-year exceptions apply - see page 133).
- Weight capacity for this series is 300 lbs.
- Bantam is a durable, bleach cleanable (9:1) vinyl, but due to the stiff nature of the textile, this vinyl is prone to bunching and will not upholster as smoothly as other coverings in this series.

DESCRIPTION	MODEL# / FEATURES	List price								
 <p>Low Back Stacking Armchair Unit weight: 15 LB 6.8 KG Carton weight: 19 LB 8.62 KG Carton volume: 13.75 FT³ 0.38 MT³</p>	MVL2747 Stacks 5 high. Ergonomic features: M, N	282								
		OVERALL DIMENSIONS			SEAT DIMENSIONS			BACK DIMENSIONS		
		W	D	H	W	D	H	W	H	
		IN 23 MM 584	22.5 572	32 813	18 457	17.5 445	18 457	17.5 445	13.5 343	
			RTA 00	2 per carton (pricing and specifications are for one chair)						
 <p>Armless Low Back Stacking Chair Unit weight: 14 LB 6.4 KG Carton weight: 18 LB 8.16 KG Carton volume: 13.75 FT³ 0.38 MT³</p>	MVL2748 Stacks 5 high. Ergonomic features: M, N	219								
		OVERALL DIMENSIONS			SEAT DIMENSIONS			BACK DIMENSIONS		
		W	D	H	W	D	H	W	H	
		IN 19.5 MM 495	22.5 572	32 813	18 457	17.5 445	18 457	17.5 445	13.5 343	
			RTA 00		2 per carton (pricing and specifications are for one chair)					
 <p>Dolly Unit weight: 13 LB 5.9 KG Carton weight: 16 LB 7.26 KG Carton volume: 3.8 FT³ 0.1 MT³</p>	MVL2749 Black steel frame on 2" casters. Accommodates MVL2747 and MVL2748 chairs, up to 5 high.	307								
		OVERALL DIMENSIONS			SEAT DIMENSIONS			BACK DIMENSIONS		
		W	D	H	W	D	H	W	H	
		IN 23.25 MM 591	24.75 629	12.25 311	-	-	-	-	-	
			RTA 1		1 per carton					

MVL FILE BUDDY



model MVL1105

STANDARD FEATURES









- Swivel stool ideal for filing and any mobile desk.
- Five-legged injection molded base available in Black only
- Dual wheel carpet casters (C65) are standard.
- 13.5" diameter seat upholstered in Black vinyl (70).
- Compliant with the emissions guidelines set by the GREENGUARD Environmental Institute.
- Limited Warranty (5-year exceptions apply - see page 137).
- Weight capacity for this series is 300 lbs.

CHAIR ADJUSTMENTS

- Pneumatic seat height adjustment.

OPTIONAL FEATURES

- For hard surface flooring casters, please specify (C65R). Add \$21/set.

DESCRIPTION	MODEL# / FEATURES																																				
	List price																																				
	MVL1105 284																																				
	<table border="1"> <thead> <tr> <th></th> <th colspan="3">OVERALL DIMENSIONS</th> <th colspan="3">SEAT DIMENSIONS</th> <th colspan="2">BACK DIMENSIONS</th> </tr> <tr> <th></th> <th>W</th> <th>D</th> <th>H</th> <th>W</th> <th>D</th> <th>H</th> <th>W</th> <th>H</th> </tr> </thead> <tbody> <tr> <td>IN</td> <td>13.5</td> <td>13.5</td> <td>18.5</td> <td>13.5</td> <td>-</td> <td>16.5-21.5</td> <td>-</td> <td>-</td> </tr> <tr> <td>MM</td> <td>343</td> <td>343</td> <td>470</td> <td>343</td> <td>-</td> <td>419-546</td> <td>-</td> <td>-</td> </tr> </tbody> </table>		OVERALL DIMENSIONS			SEAT DIMENSIONS			BACK DIMENSIONS			W	D	H	W	D	H	W	H	IN	13.5	13.5	18.5	13.5	-	16.5-21.5	-	-	MM	343	343	470	343	-	419-546	-	-
	OVERALL DIMENSIONS			SEAT DIMENSIONS			BACK DIMENSIONS																														
	W	D	H	W	D	H	W	H																													
IN	13.5	13.5	18.5	13.5	-	16.5-21.5	-	-																													
MM	343	343	470	343	-	419-546	-	-																													
 <p>Swivel Stool - 5" Pneumatic, 20" Base Unit weight: 11 LB 5 KG Carton weight: 14 LB 6.35 KG Carton volume: 2.5 FT³ 0.07 MT³</p>	Ergonomic feature: C <div style="display: flex; align-items: center; gap: 10px;">  RTA 1  courier 1 per carton  </div>																																				
	List price																																				
	MVL1110 351																																				
	<table border="1"> <thead> <tr> <th></th> <th colspan="3">OVERALL DIMENSIONS</th> <th colspan="3">SEAT DIMENSIONS</th> <th colspan="2">BACK DIMENSIONS</th> </tr> <tr> <th></th> <th>W</th> <th>D</th> <th>H</th> <th>W</th> <th>D</th> <th>H</th> <th>W</th> <th>H</th> </tr> </thead> <tbody> <tr> <td>IN</td> <td>13.5</td> <td>13.5</td> <td>27.5</td> <td>13.5</td> <td>-</td> <td>22.5-32.5</td> <td>-</td> <td>-</td> </tr> <tr> <td>MM</td> <td>343</td> <td>343</td> <td>699</td> <td>343</td> <td>-</td> <td>572-826</td> <td>-</td> <td>-</td> </tr> </tbody> </table>		OVERALL DIMENSIONS			SEAT DIMENSIONS			BACK DIMENSIONS			W	D	H	W	D	H	W	H	IN	13.5	13.5	27.5	13.5	-	22.5-32.5	-	-	MM	343	343	699	343	-	572-826	-	-
	OVERALL DIMENSIONS			SEAT DIMENSIONS			BACK DIMENSIONS																														
	W	D	H	W	D	H	W	H																													
IN	13.5	13.5	27.5	13.5	-	22.5-32.5	-	-																													
MM	343	343	699	343	-	572-826	-	-																													
 <p>Swivel Stool - 10" Pneumatic, 22" Base Unit weight: 14 LB 6.4 KG Carton weight: 17 LB 7.71 KG Carton volume: 2.9 FT³ 0.08 MT³</p>	Ergonomic feature: C <div style="display: flex; align-items: center; gap: 10px;">  RTA 1  courier 1 per carton  </div>																																				

OVERTIME



model MVL2756

STANDARD FEATURES

- Canadian made, full function ergonomic chair designed to promote good posture and provide comfort for long-term sitting.
- High comfort seat made from variable density seat foams and a memory foam top.
- Standard with height and width adjustable T-arms with durable self-skinned urethane (SSU) armcaps.
- Dual wheel carpet casters (C65) are standard.
- Seating surfaces can be upholstered in Luxhide bonded leather, in various colours or in all Global grade 1 seating textiles (see page 133).
- Compliant with the emissions guidelines set by the GREENGUARD Environmental Institute.
- Limited Warranty (5-year exceptions apply - see page 137).
- Weight capacity for this series is 300 lbs.

CHAIR ADJUSTMENTS





- Multi-tilter mechanism with infinite position tilt lock.
- Infinite position back and seat angle adjustments, including forward tilt.
- Ratchet back height adjustment.
- Pneumatic seat height adjustment.

OPTIONAL FEATURES

- For hard surface flooring casters, please specify (C65R). Add \$21/set.
- For optional sliding seat depth adjustment, please specify (MD). Add \$32.

ALTERNATE TEXTILE OPTIONS

- Graded-in textiles are available. No minimum quantities. Contact Customer Service for pricing.

DESCRIPTION	MODEL# / FEATURES																																
 <p>High Back Multi-Tilter Unit weight: 58 LB 26.4 KG Carton weight: 63 LB 28.58 KG Carton volume: 10.5 FT³ 0.29 MT³</p>	<p>List price</p> <p>MVL2756 Luxhide bonded leather or fabric</p> <p>756</p>																																
	<table border="1"> <thead> <tr> <th colspan="3">OVERALL DIMENSIONS</th> <th colspan="3">SEAT DIMENSIONS</th> <th colspan="2">BACK DIMENSIONS</th> </tr> <tr> <th>W</th> <th>D</th> <th>H</th> <th>W</th> <th>D</th> <th>H</th> <th>W</th> <th>H</th> </tr> </thead> <tbody> <tr> <td>IN 26</td> <td>24.5</td> <td>40</td> <td>19.5</td> <td>18</td> <td>17-21</td> <td>19</td> <td>19-21.5</td> </tr> <tr> <td>MM 660</td> <td>622</td> <td>1016</td> <td>495</td> <td>457</td> <td>432-533</td> <td>483</td> <td>483-546</td> </tr> </tbody> </table>	OVERALL DIMENSIONS			SEAT DIMENSIONS			BACK DIMENSIONS		W	D	H	W	D	H	W	H	IN 26	24.5	40	19.5	18	17-21	19	19-21.5	MM 660	622	1016	495	457	432-533	483	483-546
	OVERALL DIMENSIONS			SEAT DIMENSIONS			BACK DIMENSIONS																										
W	D	H	W	D	H	W	H																										
IN 26	24.5	40	19.5	18	17-21	19	19-21.5																										
MM 660	622	1016	495	457	432-533	483	483-546																										
<p>Ergonomic features: A, B, C, D, F, G, H, M, N, Q, S</p> <p>RTA 2  1 per carton  </p>																																	

OVERTIME 350



model MVL13040

STANDARD FEATURES

- Canadian made, specifically intended for users of above average height and/or weight. Not intended for average size users.
- High comfort seat made from variable density seat foams and a memory foam top.
- Standard with height and width adjustable T-arms with sliding, rotating and lockable armcaps.
- Width adjustable arm extensions are standard.
- Dual wheel carpet casters (C65) are standard.
- Seating surfaces can be upholstered in Luxhide bonded leather, in various colours or in all Global grade 1 seating textiles (see page 133).
- Compliant with the emissions guidelines set by the GREENGUARD Environmental Institute.
- Limited Warranty (5-year exceptions apply - see page 137).
- Weight capacity for this series is 350 lbs.

CHAIR ADJUSTMENTS





- Multi-tilter mechanism with infinite position tilt lock.
- Infinite position back and seat angle adjustments, including forward tilt.
- Ratchet back height adjustment.
- Pneumatic seat height adjustment.
- Seat depth adjustment.

OPTIONAL FEATURES

- For hard surface flooring casters, please specify (C65R). Add \$21/set.

ALTERNATE TEXTILE OPTIONS

- Graded-in textiles are available. No minimum quantities. Contact Customer Service for pricing.

DESCRIPTION	MODEL# / FEATURES																																
 <p>High Back Heavy Duty Multi-Tilter Unit weight: 62 LB 28.2 KG Carton weight: 68 LB 30.84 KG Carton volume: 15.5 FT³ 0.43 MT³</p>	<p>List price</p> <p>MVL13040 Luxhide bonded leather or fabric</p> <p>1064</p>																																
	<table border="1"> <thead> <tr> <th colspan="3">OVERALL DIMENSIONS</th> <th colspan="3">SEAT DIMENSIONS</th> <th colspan="2">BACK DIMENSIONS</th> </tr> <tr> <th>W</th> <th>D</th> <th>H</th> <th>W</th> <th>D</th> <th>H</th> <th>W</th> <th>H</th> </tr> </thead> <tbody> <tr> <td>IN 26</td> <td>26</td> <td>42</td> <td>21</td> <td>18-21</td> <td>19-23</td> <td>20.5</td> <td>19.5-23</td> </tr> <tr> <td>MM 660</td> <td>660</td> <td>1067</td> <td>533</td> <td>457-533</td> <td>483-584</td> <td>521</td> <td>495-584</td> </tr> </tbody> </table>	OVERALL DIMENSIONS			SEAT DIMENSIONS			BACK DIMENSIONS		W	D	H	W	D	H	W	H	IN 26	26	42	21	18-21	19-23	20.5	19.5-23	MM 660	660	1067	533	457-533	483-584	521	495-584
	OVERALL DIMENSIONS			SEAT DIMENSIONS			BACK DIMENSIONS																										
W	D	H	W	D	H	W	H																										
IN 26	26	42	21	18-21	19-23	20.5	19.5-23																										
MM 660	660	1067	533	457-533	483-584	521	495-584																										
<p>Ergonomic features: A, B, C, D, E, F, G, H, M, N, Q, R, S</p> <p>RTA 2  1 per carton  </p>																																	

PACIFIC



model MVL11870

STANDARD FEATURES

- High back management chair. Canadian made.
- Plush cushions and upholstered padded armcaps.
- Dual wheel carpet casters (C65) are standard.
- Seating surfaces are upholstered in Luxhide bonded leather, in various colours (see page 133).
- Compliant with the emissions guidelines set by the GREENGUARD Environmental Institute.
- Limited Warranty (5-year exceptions apply - see page 137).
- Weight capacity for this series is 300 lbs.

CHAIR ADJUSTMENTS

- Center tilt with upright position tilt lock.
- Tilt tension adjustment.
- Pneumatic seat height adjustment.

OPTIONAL FEATURES

- For hard surface flooring casters, please specify (C65R). Add \$21/set.

DESCRIPTION

MODEL# / FEATURES



High Back Tilter

Unit weight: 41 LB | 18.6 KG
 Carton weight: 47 LB | 21.32 KG
 Carton volume: 9.5 FT³ | 0.26 MT³

Ergonomic features:
 A, B, C, M, N, S

List price

MVL11870 673

OVERALL DIMENSIONS			SEAT DIMENSIONS			BACK DIMENSIONS		
	W	D	H	W	D	H	W	H

IN	25.5	28.5	44.5	21.5	18.5	16.5-21.5	21.5	25.5
MM	648	724	1130	546	470	419-546	546	648

RTA 8

1 per carton



PART-TIME



model MVL2836



model MVL2847

STANDARD FEATURES





















- Canadian made, value priced, general office seating.
- Available with two different mechanism options: task or posture task.
- Contoured cushions and waterfall seat edge.
- Standard with height adjustable T-arms with self-skinned urethane (SSU) armcaps (except armless models).
- Dual wheel carpet casters (C65) are standard.
- Can be upholstered in all Global grade 1 seating textiles with the exception of Luxhide (see page 133).
- Compliant with the emissions guidelines set by the GREENGUARD Environmental Institute.
- Limited Warranty (5-year exceptions apply - see page 137).
- Weight capacity for this series is 300 lbs.

CHAIR ADJUSTMENTS

- **Task chairs**
 - Infinite position back angle adjustment.
 - Seat depth adjustment.
 - Pneumatic seat height adjustment.
- **Posture task chairs**
 - Infinite position back angle adjustment.
 - Manual back height adjustment.
 - Pneumatic seat height adjustment.

OPTIONAL FEATURES

- For hard surface flooring casters, please specify (**C65R**). Add \$21/set.
- Bantam is a durable, bleach cleanable (9:1) vinyl, but due to the stiff nature of the textile, this vinyl is prone to bunching and will not upholster as smoothly as other coverings in this series.

DESCRIPTION	MODEL# / FEATURES	List price																																
 <p>Armless Task Unit weight: 27 LB 12.3 KG Carton weight: 33 LB 14.97 KG Carton volume: 6.5 FT³ 0.18 MT³</p>	MVL2836 Fabric	347																																
	<table border="1"> <thead> <tr> <th colspan="3">OVERALL DIMENSIONS</th> <th colspan="3">SEAT DIMENSIONS</th> <th colspan="2">BACK DIMENSIONS</th> </tr> <tr> <th>W</th> <th>D</th> <th>H</th> <th>W</th> <th>D</th> <th>H</th> <th>W</th> <th>H</th> </tr> </thead> <tbody> <tr> <td>IN 20.5</td> <td>24.5</td> <td>36.5</td> <td>20.5</td> <td>17-18</td> <td>16.5-21.5</td> <td>19</td> <td>20</td> </tr> <tr> <td>MM 521</td> <td>622</td> <td>927</td> <td>521</td> <td>432-457</td> <td>419-546</td> <td>483</td> <td>508</td> </tr> </tbody> </table>		OVERALL DIMENSIONS			SEAT DIMENSIONS			BACK DIMENSIONS		W	D	H	W	D	H	W	H	IN 20.5	24.5	36.5	20.5	17-18	16.5-21.5	19	20	MM 521	622	927	521	432-457	419-546	483	508
	OVERALL DIMENSIONS			SEAT DIMENSIONS			BACK DIMENSIONS																											
	W	D	H	W	D	H	W	H																										
IN 20.5	24.5	36.5	20.5	17-18	16.5-21.5	19	20																											
MM 521	622	927	521	432-457	419-546	483	508																											
Ergonomic features: C, E, M, N		  1 per carton  																																
<table border="1"> <thead> <tr> <th colspan="3">DIMENSIONS HORS TOUT</th> <th colspan="3">DIMENSIONS DE L'ASSISE</th> <th colspan="2">DIMENSIONS DU DOSSIER</th> </tr> <tr> <th>L</th> <th>P</th> <th>H</th> <th>L</th> <th>P</th> <th>H</th> <th>L</th> <th>H</th> </tr> </thead> <tbody> <tr> <td>PO 20.5</td> <td>24</td> <td>37.5</td> <td>20.5</td> <td>17.5</td> <td>16.5-21.5</td> <td>19</td> <td>16-20</td> </tr> <tr> <td>MM 521</td> <td>610</td> <td>953</td> <td>521</td> <td>445</td> <td>419-546</td> <td>483</td> <td>406-508</td> </tr> </tbody> </table>			DIMENSIONS HORS TOUT			DIMENSIONS DE L'ASSISE			DIMENSIONS DU DOSSIER		L	P	H	L	P	H	L	H	PO 20.5	24	37.5	20.5	17.5	16.5-21.5	19	16-20	MM 521	610	953	521	445	419-546	483	406-508
DIMENSIONS HORS TOUT			DIMENSIONS DE L'ASSISE			DIMENSIONS DU DOSSIER																												
L	P	H	L	P	H	L	H																											
PO 20.5	24	37.5	20.5	17.5	16.5-21.5	19	16-20																											
MM 521	610	953	521	445	419-546	483	406-508																											
 <p>Armless Posture Task Unit weight: 31 LB 14.1 KG Carton weight: 37 LB 16.78 KG Carton volume: 6.5 FT³ 0.18 MT³</p>	MVL2837 Fabric	406																																
	<table border="1"> <thead> <tr> <th colspan="3">OVERALL DIMENSIONS</th> <th colspan="3">SEAT DIMENSIONS</th> <th colspan="2">BACK DIMENSIONS</th> </tr> <tr> <th>W</th> <th>D</th> <th>H</th> <th>W</th> <th>D</th> <th>H</th> <th>W</th> <th>H</th> </tr> </thead> <tbody> <tr> <td>IN 26.5</td> <td>24.5</td> <td>36.5</td> <td>20.5</td> <td>17-18</td> <td>16.5-21.5</td> <td>19</td> <td>20</td> </tr> <tr> <td>MM 673</td> <td>622</td> <td>927</td> <td>521</td> <td>432-457</td> <td>419-546</td> <td>483</td> <td>508</td> </tr> </tbody> </table>		OVERALL DIMENSIONS			SEAT DIMENSIONS			BACK DIMENSIONS		W	D	H	W	D	H	W	H	IN 26.5	24.5	36.5	20.5	17-18	16.5-21.5	19	20	MM 673	622	927	521	432-457	419-546	483	508
	OVERALL DIMENSIONS			SEAT DIMENSIONS			BACK DIMENSIONS																											
	W	D	H	W	D	H	W	H																										
IN 26.5	24.5	36.5	20.5	17-18	16.5-21.5	19	20																											
MM 673	622	927	521	432-457	419-546	483	508																											
Ergonomic features: C, D, G, M, N		  1 per carton  																																
<table border="1"> <thead> <tr> <th colspan="3">DIMENSIONS HORS TOUT</th> <th colspan="3">DIMENSIONS DE L'ASSISE</th> <th colspan="2">DIMENSIONS DU DOSSIER</th> </tr> <tr> <th>L</th> <th>P</th> <th>H</th> <th>L</th> <th>P</th> <th>H</th> <th>L</th> <th>H</th> </tr> </thead> <tbody> <tr> <td>PO 20.5</td> <td>24</td> <td>37.5</td> <td>20.5</td> <td>17.5</td> <td>16.5-21.5</td> <td>19</td> <td>16-20</td> </tr> <tr> <td>MM 521</td> <td>610</td> <td>953</td> <td>521</td> <td>445</td> <td>419-546</td> <td>483</td> <td>406-508</td> </tr> </tbody> </table>			DIMENSIONS HORS TOUT			DIMENSIONS DE L'ASSISE			DIMENSIONS DU DOSSIER		L	P	H	L	P	H	L	H	PO 20.5	24	37.5	20.5	17.5	16.5-21.5	19	16-20	MM 521	610	953	521	445	419-546	483	406-508
DIMENSIONS HORS TOUT			DIMENSIONS DE L'ASSISE			DIMENSIONS DU DOSSIER																												
L	P	H	L	P	H	L	H																											
PO 20.5	24	37.5	20.5	17.5	16.5-21.5	19	16-20																											
MM 521	610	953	521	445	419-546	483	406-508																											
 <p>Task w/Arms Unit weight: 33 LB 15 KG Carton weight: 39 LB 17.69 KG Carton volume: 7 FT³ 0.19 MT³</p>	MVL2846 Fabric	438																																
	<table border="1"> <thead> <tr> <th colspan="3">OVERALL DIMENSIONS</th> <th colspan="3">SEAT DIMENSIONS</th> <th colspan="2">BACK DIMENSIONS</th> </tr> <tr> <th>W</th> <th>D</th> <th>H</th> <th>W</th> <th>D</th> <th>H</th> <th>W</th> <th>H</th> </tr> </thead> <tbody> <tr> <td>IN 26.5</td> <td>24.5</td> <td>36.5</td> <td>20.5</td> <td>17-18</td> <td>16.5-21.5</td> <td>19</td> <td>20</td> </tr> <tr> <td>MM 673</td> <td>622</td> <td>927</td> <td>521</td> <td>432-457</td> <td>419-546</td> <td>483</td> <td>508</td> </tr> </tbody> </table>		OVERALL DIMENSIONS			SEAT DIMENSIONS			BACK DIMENSIONS		W	D	H	W	D	H	W	H	IN 26.5	24.5	36.5	20.5	17-18	16.5-21.5	19	20	MM 673	622	927	521	432-457	419-546	483	508
	OVERALL DIMENSIONS			SEAT DIMENSIONS			BACK DIMENSIONS																											
	W	D	H	W	D	H	W	H																										
IN 26.5	24.5	36.5	20.5	17-18	16.5-21.5	19	20																											
MM 673	622	927	521	432-457	419-546	483	508																											
Ergonomic features: C, E, H, M, N		  1 per carton  																																
<table border="1"> <thead> <tr> <th colspan="3">OVERALL DIMENSIONS</th> <th colspan="3">SEAT DIMENSIONS</th> <th colspan="2">BACK DIMENSIONS</th> </tr> <tr> <th>W</th> <th>D</th> <th>H</th> <th>W</th> <th>D</th> <th>H</th> <th>W</th> <th>H</th> </tr> </thead> <tbody> <tr> <td>IN 26.5</td> <td>24</td> <td>37.5</td> <td>20.5</td> <td>17.5</td> <td>16.5-21.5</td> <td>19</td> <td>16-20</td> </tr> <tr> <td>MM 673</td> <td>610</td> <td>953</td> <td>521</td> <td>445</td> <td>419-546</td> <td>483</td> <td>406-508</td> </tr> </tbody> </table>			OVERALL DIMENSIONS			SEAT DIMENSIONS			BACK DIMENSIONS		W	D	H	W	D	H	W	H	IN 26.5	24	37.5	20.5	17.5	16.5-21.5	19	16-20	MM 673	610	953	521	445	419-546	483	406-508
OVERALL DIMENSIONS			SEAT DIMENSIONS			BACK DIMENSIONS																												
W	D	H	W	D	H	W	H																											
IN 26.5	24	37.5	20.5	17.5	16.5-21.5	19	16-20																											
MM 673	610	953	521	445	419-546	483	406-508																											
 <p>Posture Task w/Arms Unit weight: 37 LB 16.8 KG Carton weight: 43 LB 19.5 KG Carton volume: 8.5 FT³ 0.24 MT³</p>	MVL2847 Fabric	498																																
	<table border="1"> <thead> <tr> <th colspan="3">OVERALL DIMENSIONS</th> <th colspan="3">SEAT DIMENSIONS</th> <th colspan="2">BACK DIMENSIONS</th> </tr> <tr> <th>W</th> <th>D</th> <th>H</th> <th>W</th> <th>D</th> <th>H</th> <th>W</th> <th>H</th> </tr> </thead> <tbody> <tr> <td>IN 26.5</td> <td>24</td> <td>37.5</td> <td>20.5</td> <td>17.5</td> <td>16.5-21.5</td> <td>19</td> <td>16-20</td> </tr> <tr> <td>MM 673</td> <td>610</td> <td>953</td> <td>521</td> <td>445</td> <td>419-546</td> <td>483</td> <td>406-508</td> </tr> </tbody> </table>		OVERALL DIMENSIONS			SEAT DIMENSIONS			BACK DIMENSIONS		W	D	H	W	D	H	W	H	IN 26.5	24	37.5	20.5	17.5	16.5-21.5	19	16-20	MM 673	610	953	521	445	419-546	483	406-508
	OVERALL DIMENSIONS			SEAT DIMENSIONS			BACK DIMENSIONS																											
	W	D	H	W	D	H	W	H																										
IN 26.5	24	37.5	20.5	17.5	16.5-21.5	19	16-20																											
MM 673	610	953	521	445	419-546	483	406-508																											
Ergonomic features: C, D, G, H, M, N		  1 per carton  																																
<table border="1"> <thead> <tr> <th colspan="3">OVERALL DIMENSIONS</th> <th colspan="3">SEAT DIMENSIONS</th> <th colspan="2">BACK DIMENSIONS</th> </tr> <tr> <th>W</th> <th>D</th> <th>H</th> <th>W</th> <th>D</th> <th>H</th> <th>W</th> <th>H</th> </tr> </thead> <tbody> <tr> <td>IN 26.5</td> <td>24</td> <td>37.5</td> <td>20.5</td> <td>17.5</td> <td>16.5-21.5</td> <td>19</td> <td>16-20</td> </tr> <tr> <td>MM 673</td> <td>610</td> <td>953</td> <td>521</td> <td>445</td> <td>419-546</td> <td>483</td> <td>406-508</td> </tr> </tbody> </table>			OVERALL DIMENSIONS			SEAT DIMENSIONS			BACK DIMENSIONS		W	D	H	W	D	H	W	H	IN 26.5	24	37.5	20.5	17.5	16.5-21.5	19	16-20	MM 673	610	953	521	445	419-546	483	406-508
OVERALL DIMENSIONS			SEAT DIMENSIONS			BACK DIMENSIONS																												
W	D	H	W	D	H	W	H																											
IN 26.5	24	37.5	20.5	17.5	16.5-21.5	19	16-20																											
MM 673	610	953	521	445	419-546	483	406-508																											

PETRA



model **OTG11320B**

STANDARD FEATURES

- Breathable mesh back.
- Standard with height adjustable T-arms with self-skinned urethane (SSU) armcaps.
- Scuff resistant base.
- Dual wheel carpet casters (C65) are standard.
- Only available in Black mesh fabric (MS20) seat with a Black mesh back.
- Compliant with the emissions guidelines set by the GREENGUARD Environmental Institute.
- Limited Warranty (2-year exceptions apply - see page 137).
- Weight capacity for this series is 300 lbs.

CHAIR ADJUSTMENTS

- Center tilt with upright position tilt lock.
- Tilt tension adjustment.
- Pneumatic seat height adjustment.

OPTIONAL FEATURES

- Hard surface flooring casters (**C65R**) can be purchased separately. Add \$96/set.

DESCRIPTION

MODEL# / FEATURES



Mesh Back Tilter

Unit weight: 36.45 LB | 16.53 KG
 Carton weight: 36.45 LB | 16.53 KG
 Carton volume: 4.7 FT³ | 0.13 MT³

Ergonomic features:
 A, B, C, H, M, N, S

List price

OTG11320B 494

	OVERALL DIMENSIONS			SEAT DIMENSIONS			BACK DIMENSIONS	
	W	D	H	W	D	H	W	H
IN	24	23	39.5	20	17.5	18-22	18.5	18.5
MM	610	584	1003	508	445	457-559	470	470



1 per carton



RAVEN 400



model OTG10703B

STANDARD FEATURES



- Specifically intended for users of above average height and/or weight.
- Multiple shift application (24 hours a day/7 days a week).
- Breathable mesh back.
- Standard with height adjustable arms.
- Lightly padded height adjustable lumbar support.
- Black powder coated heavy duty metal base.
- Dual wheel carpet casters are standard.
- Only available in Black woven fabric seat with a Black mesh back.
- Limited Warranty (2-year exceptions apply - see page 137).
- Weight capacity for this series is 400 lbs.

CHAIR ADJUSTMENTS

- Synchro-tilter mechanism with multi position tilt lock.
- Tilt tension adjustment.
- Ratchet back height adjustment.
- Side activated sliding seat depth adjustment.
- Pneumatic seat height adjustment.

OPTIONAL FEATURES

- Hard surface flooring casters (**C10R**) can be purchased separately. Add \$104/set.

DESCRIPTION	MODEL# / FEATURES	List price																																				
 <p>High Back Heavy Duty Synchro-Tilter Unit weight: 51.5 LB 23.4 KG Carton weight: 60 LB 27.22 KG Carton volume: 9.25 FT³ 0.26 MT³</p>	OTG10703B	795																																				
	Ergonomic features: A, B, C, D, E, H, L, M, N	<table border="1"> <thead> <tr> <th rowspan="2"></th> <th colspan="3">OVERALL DIMENSIONS</th> <th colspan="3">SEAT DIMENSIONS</th> <th colspan="2">BACK DIMENSIONS</th> </tr> <tr> <th>W</th> <th>D</th> <th>H</th> <th>W</th> <th>D</th> <th>H</th> <th>W</th> <th>H</th> </tr> </thead> <tbody> <tr> <td>IN</td> <td>29</td> <td>27</td> <td>43.5</td> <td>22.75</td> <td>19</td> <td>20-23.5</td> <td>19.5</td> <td>22.75</td> </tr> <tr> <td>MM</td> <td>737</td> <td>686</td> <td>1105</td> <td>578</td> <td>483</td> <td>508-597</td> <td>495</td> <td>578</td> </tr> </tbody> </table>		OVERALL DIMENSIONS			SEAT DIMENSIONS			BACK DIMENSIONS		W	D	H	W	D	H	W	H	IN	29	27	43.5	22.75	19	20-23.5	19.5	22.75	MM	737	686	1105	578	483	508-597	495	578	RTA 8 
	OVERALL DIMENSIONS			SEAT DIMENSIONS			BACK DIMENSIONS																															
	W	D	H	W	D	H	W	H																														
IN	29	27	43.5	22.75	19	20-23.5	19.5	22.75																														
MM	737	686	1105	578	483	508-597	495	578																														

SAFARI



model OTG13026

STANDARD FEATURES

- Mesh back tilter chair.
- Compact design suitable for average to petite size individuals.
- Contoured Black mesh back with lumbar strap provides excellent support.
- Fixed loop arms.
- Black base with dual wheel carpet casters (C1) is standard.
- Seat can be upholstered in all Global grade 1 seating textiles or in Luxhide bonded leather (see page 133).
- Compliant with the emissions guidelines set by the GREENGUARD Environmental Institute.
- Limited Warranty (5-year exceptions apply - see page 137).
- Weight capacity for this series is 300 lbs.

CHAIR ADJUSTMENTS

- Center tilt with upright position tilt lock.
- Tilt tension adjustment.
- Pneumatic seat height adjustment.

OPTIONAL FEATURES

- Hard surface flooring casters (**C9R**) can be purchased separately. Add \$96/set.

ALTERNATE TEXTILE OPTIONS

- Graded-in textiles are available (seat only). No minimum quantities. Contact Customer Service for pricing.

DESCRIPTION

MODEL# / FEATURES



Medium Mesh Back Tilter
Unit weight: 27 LB | 12.3 KG
Carton weight: 32 LB | 14.51 KG
Carton volume: 4.5 FT³ | 0.12 MT³

Ergonomic features:
A, B, C, M, N, S

List price

OTG13026 446

	OVERALL DIMENSIONS			SEAT DIMENSIONS			BACK DIMENSIONS	
	W	D	H	W	D	H	W	H
IN	23	23.5	40	19	17	18.25-22.25	19	19
MM	584	597	991	483	432	464-565	483	483

RTA 8



1 per carton



SIX 13



model OTG11613B

STANDARD FEATURES

- A value priced multi-tilter chair with many ergonomic features.
- Standard with height adjustable T-arms with self-skinned urethane (SSU) armcaps.
- Dual wheel carpet casters (C65) are standard.
- Upholstered in Black, Quilt (QL10) only.
- Compliant with the emissions guidelines set by the GREENGUARD Environmental Institute.
- Limited Warranty (2-year exceptions apply - see page 137).
- Weight capacity for this series is 300 lbs.

CHAIR ADJUSTMENTS

- Multi-Center tilt with infinite position tilt lock.
- Infinite position back and seat angle adjustments.
- Concealed ratchet back height adjustment.
- Pneumatic seat height adjustment.

OPTIONAL FEATURES

- Hard surface flooring casters (**C65R**) can be purchased separately. Add \$96/set.

DESCRIPTION

MODEL# / FEATURES



Medium Back Multi-Tilter
Unit weight: 41 LB | 18.59 KG
Carton weight: 41 LB | 18.6 KG
Carton volume: 5.77 FT³ | 0.16 MT³

Ergonomic features:
A, B, C, D, G, H, M, N, S

List price

OTG11613B 585

	OVERALL DIMENSIONS			SEAT DIMENSIONS			BACK DIMENSIONS	
	W	D	H	W	D	H	W	H
IN	25.5	24	39	21	18.5	17.5-22.5	20.5	17.5-19
MM	648	610	991	533	470	445-572	521	445-483

RTA 8



1 per carton



SIX 31



model OTG11631B

STANDARD FEATURES





- A great general purpose office chair.
- Contoured seat and back with thick cushions.
- Standard with height adjustable T-arms with self-skinned urethane (SSU) armcaps.
- Dual wheel carpet casters (C65) are standard.
- OTG11531B and OTG11631B are upholstered in Black, Quilt (QL10)
- Compliant with the emissions guidelines set by the GREENGUARD Environmental Institute.
- Limited Warranty (2-year exceptions apply - see page 137).
- Weight capacity for this series is 300 lbs.

CHAIR ADJUSTMENTS

- **Multi-tilter chair**
 - Center tilt with infinite position tilt lock.
 - Tilt tension adjustment.
 - Independent back and seat angle adjustments.
 - Internal ratchet back height adjustment.
 - Seat depth adjustment.
 - Pneumatic seat height adjustment.
- **Operator chair**
 - Single lever back and seat angle with tension adjustments.
 - Back height adjustment.
 - Pneumatic seat height adjustment.

OPTIONAL FEATURES

- Hard surface flooring casters (**C65R**) can be purchased separately. Add \$96/set.

DESCRIPTION	MODEL# / FEATURES	List price																																												
 <p>Medium Back Multi-Tilter Unit weight: 65 LB 29.48 KG Carton weight: 65 LB 29.48 KG Carton volume: 8 FT³ 0.22 MT³</p>	<p>OTG11531B Black</p>	780																																												
	<p>Ergonomic features: A, B, C, D, E, F, G, H, M, N, S</p>	<p>RTA 8</p>	<p>courier</p>	1 per carton																																										
<p>OVERALL DIMENSIONS</p> <table border="1"> <thead> <tr> <th></th> <th>W</th> <th>D</th> <th>H</th> <th colspan="3">SEAT DIMENSIONS</th> <th colspan="2">BACK DIMENSIONS</th> </tr> <tr> <th></th> <th>W</th> <th>D</th> <th>H</th> <th>W</th> <th>D</th> <th>H</th> <th>W</th> <th>H</th> </tr> </thead> <tbody> <tr> <td>IN</td> <td>25.5</td> <td>24</td> <td>42.5</td> <td>20</td> <td>17</td> <td>19-23</td> <td>19.5</td> <td>20.5-23.5</td> </tr> <tr> <td>MM</td> <td>648</td> <td>610</td> <td>1080</td> <td>508</td> <td>432</td> <td>483-584</td> <td>495</td> <td>521-597</td> </tr> </tbody> </table>												W	D	H	SEAT DIMENSIONS			BACK DIMENSIONS			W	D	H	W	D	H	W	H	IN	25.5	24	42.5	20	17	19-23	19.5	20.5-23.5	MM	648	610	1080	508	432	483-584	495	521-597
	W	D	H	SEAT DIMENSIONS			BACK DIMENSIONS																																							
	W	D	H	W	D	H	W	H																																						
IN	25.5	24	42.5	20	17	19-23	19.5	20.5-23.5																																						
MM	648	610	1080	508	432	483-584	495	521-597																																						
 <p>Medium Back Operator Unit weight: 46 LB 20.86 KG Carton weight: 46 LB 20.87 KG Carton volume: 6.5 FT³ 0.18 MT³</p>	<p>OTG11631B Black</p>	572																																												
	<p>Ergonomic features: A, B, C, D, G, H, M, N, S</p>	<p>RTA 8</p>	<p>courier</p>	1 per carton																																										
<p>OVERALL DIMENSIONS</p> <table border="1"> <thead> <tr> <th></th> <th>W</th> <th>D</th> <th>H</th> <th colspan="3">SEAT DIMENSIONS</th> <th colspan="2">BACK DIMENSIONS</th> </tr> <tr> <th></th> <th>W</th> <th>D</th> <th>H</th> <th>W</th> <th>D</th> <th>H</th> <th>W</th> <th>H</th> </tr> </thead> <tbody> <tr> <td>IN</td> <td>25.5</td> <td>25</td> <td>44</td> <td>20.5</td> <td>19</td> <td>18.5-22.5</td> <td>20</td> <td>23-24.5</td> </tr> <tr> <td>MM</td> <td>648</td> <td>635</td> <td>1118</td> <td>521</td> <td>483</td> <td>470-572</td> <td>508</td> <td>584-622</td> </tr> </tbody> </table>												W	D	H	SEAT DIMENSIONS			BACK DIMENSIONS			W	D	H	W	D	H	W	H	IN	25.5	25	44	20.5	19	18.5-22.5	20	23-24.5	MM	648	635	1118	521	483	470-572	508	584-622
	W	D	H	SEAT DIMENSIONS			BACK DIMENSIONS																																							
	W	D	H	W	D	H	W	H																																						
IN	25.5	25	44	20.5	19	18.5-22.5	20	23-24.5																																						
MM	648	635	1118	521	483	470-572	508	584-622																																						

SODA




model MVL13017

STANDARD FEATURES

- A contemporary, yet retro light lounge series featuring fully upholstered cushions.
- Back design on lounge chair offers flexible movement.
- Generous proportions allow for a variety of seating positions.
- Chair and ottoman are standard with a Chrome frame with clear polycarbonate glides and are suitable for carpet, rubber or concrete flooring.
- Can be upholstered in all Global grade 1 seating textiles or in Luxhide bonded leather (see page 129).
- Compliant with the emissions guidelines set by the GREENGUARD Environmental Institute.
- Limited Warranty (5-year exceptions apply - see page 133).
- Weight capacity for this series is 300 lbs.

ALTERNATE TEXTILE OPTIONS

- Graded-in textiles are available. No minimum quantities. Contact Customer Service for pricing.
- Bantam is a durable, bleach cleanable (9:1) vinyl, but due to the stiff nature of the textile, this vinyl is prone to bunching and will not upholster as smoothly as other coverings in this series.

DESCRIPTION	MODEL# / FEATURES																															
 <p>Lounge Chair Unit weight: 30 LB 13.6 KG Carton weight: 39 LB 17.69 KG Carton volume: 18 FT³ 0.5 MT³</p>	<p>List price</p> <p>MVL13017 711 Luxhide bonded leather or fabric</p>																															
	<table border="1"> <thead> <tr> <th colspan="3">OVERALL DIMENSIONS</th> <th colspan="3">SEAT DIMENSIONS</th> <th colspan="2">BACK DIMENSIONS</th> </tr> <tr> <th>W</th> <th>D</th> <th>H</th> <th>W</th> <th>D</th> <th>H</th> <th>W</th> <th>H</th> </tr> </thead> <tbody> <tr> <td>IN 27</td> <td>24</td> <td>32</td> <td>27</td> <td>18</td> <td>17</td> <td>22</td> <td>15.5</td> </tr> <tr> <td>MM 686</td> <td>610</td> <td>813</td> <td>686</td> <td>457</td> <td>432</td> <td>559</td> <td>394</td> </tr> </tbody> </table> <p>Ergonomic features: M, N</p> <p>RTA 00 1 per carton</p> <p>CANADA CERTIFIED GREENGUARD</p>	OVERALL DIMENSIONS			SEAT DIMENSIONS			BACK DIMENSIONS		W	D	H	W	D	H	W	H	IN 27	24	32	27	18	17	22	15.5	MM 686	610	813	686	457	432	559
OVERALL DIMENSIONS			SEAT DIMENSIONS			BACK DIMENSIONS																										
W	D	H	W	D	H	W	H																									
IN 27	24	32	27	18	17	22	15.5																									
MM 686	610	813	686	457	432	559	394																									



SODA TABLES



model MVL13016

STANDARD FEATURES

- 1" thick thermally fused laminate top surface with 2mm matching edgeband.
- Tables are standard with a Chrome frame with clear polycarbonate glides and are suitable for carpet, rubber or concrete flooring.
- Top surface available in 13 standard finishes (see page 130).
- Meets applicable ANSI/BIFMA standards.

TABLES	MODEL #	DIMENSIONS IN MM	WEIGHT LB KG	VOLUME FT ³ MT ³	LIST PRICE
	MVL13016	30 x - x 15.25	40	13	\$445
	30" round	762 x - x 387	18.14	0.36	
	MVL13023	30 x - x 15.25	45	13	\$445
	30" square	762 x - x 387	20.41	0.36	

30" Tables

Shipped assembled in 1 carton.



SPARROW



model OTG10920

STANDARD FEATURES

- Multi-purpose guest/occasional chair.
- Durable welded four-legged steel frame.
- Black mesh back with Black, Quilt (QL10) seat.
- Seat shroud design protects cushion seat pad when stacked.
- Nylon loop arms.
- Black nylon frame features a unique back grid.
- Shipped assembled - 4 per carton.
- Compliant with the emissions guidelines set by the GREENGUARD Environmental Institute.
- Limited Warranty (2-year exceptions apply - see page 133).
- Weight capacity for this series is 300 lbs.

DESCRIPTION	MODEL# / FEATURES	List price							
 <p>Guest Chair, Mesh Back and Uph Seat Unit weight: 20 LB 9.07 KG Carton weight: 20 LB 9.07 KG Carton volume: 17.5 FT³ 0.49 MT³</p>	OTG10920	279							
		OVERALL DIMENSIONS			SEAT DIMENSIONS			BACK DIMENSIONS	
		W	D	H	W	D	H	W	H
	IN	24	21.5	33.5	18	17	18.5	17	15
	MM	610	546	851	457	432	470	432	381
	Ergonomic features: M, N	RTA 00		4 per carton (pricing and specifications are for one chair)					

STRADIC



model MVL11860

STANDARD FEATURES

- Tilter chair with a unique design mesh back.
- Standard with height adjustable arms with soft self-skinned urethane (SSU) armcaps that slide forward and backward.
- Dual wheel carpet casters (C1) are standard.
- Air flow mesh back is available in Black only.
- Seating surfaces can be upholstered in all Global grade 1 seating textiles with the exception of Luxhide (see page 133).
- Compliant with the emissions guidelines set by the GREENGUARD Environmental Institute.
- Limited Warranty (5-year exceptions apply - see page 137).
- Weight capacity for this series is 300 lbs.

CHAIR ADJUSTMENTS

- Center tilt with upright position tilt lock.
- Tilt tension adjustment.
- Pneumatic seat height adjustment.

OPTIONAL FEATURES

- For hard surface flooring casters, please specify (C9R). Add \$21/set.
- Bantam is a durable, bleach cleanable (9:1) vinyl, but due to the stiff nature of the textile, this vinyl is prone to bunching and will not upholster as smoothly as other coverings in this series.

DESCRIPTION MODEL# / FEATURES



Tilter, Mesh Back and Uph seat
 Unit weight: 35 LB | 15.9 KG
 Carton weight: 40 LB | 18.14 KG
 Carton volume: 9.5 FT³ | 0.26 MT³

MODEL# / FEATURES		List price								
MVL11860		567								
OVERALL DIMENSIONS			SEAT DIMENSIONS			BACK DIMENSIONS				
W	D	H	W	D	H	W	H			
IN 25	23.5	35.5	20	17.5	15.5-20.5	18.5	18			
MM 635	597	902	508	445	394-521	470	457			

Ergonomic features:
 A, B, C, H, M, N, S

1 per carton

SUBURB



model MVL13051



model MVL13052

STANDARD FEATURES


- Canadian made sofa series.
- All models are freestanding.
- Thick, plush cushions are reversible and removable.
- Standard with tapered wood legs in Black finish.
- Arms taper forward and feature a radius end.
- Can be upholstered in all Global grade 1 seating textiles or in Luxhide bonded leather (see page 129).
- Compliant with the emissions guidelines set by the GREENGUARD Environmental Institute.
- Limited Warranty (5-year exceptions apply - see page 133).
- Weight capacity for this series is 300 lbs. per seat.

ALTERNATE TEXTILE OPTIONS

- Graded-in textiles are available. No minimum quantities. Contact Customer Service for pricing.

DESCRIPTION

MODEL# / FEATURES






Lounge Chair


Unit weight: 49 LB | 22.3 KG
 Carton weight: 59 LB | 26.76 KG
 Carton volume: 14.5 FT³ | 0.41 MT³

MVL13051

List price

948

	OVERALL DIMENSIONS			SEAT DIMENSIONS			BACK DIMENSIONS	
	W	D	H	W	D	H	W	H
IN	30.25	32.75	31.5	21	19.5	17.5	21	14.5
MM	768	832	800	533	495	445	533	368
	RTA 00		1 per carton					





Two Seat Sofa


Unit weight: 71 LB | 32.3 KG
 Carton weight: 83 LB | 37.65 KG
 Carton volume: 24.25 FT³ | 0.68 MT³

MVL13052

List price

1448

	OVERALL DIMENSIONS			SEAT DIMENSIONS			BACK DIMENSIONS	
	W	D	H	W	D	H	W	H
IN	52.25	32.75	31.5	43	19.5	17.5	43	14.5
MM	1327	832	800	1092	495	445	1092	368
	RTA 00		1 per carton					





Three Seat Sofa

Unit weight: 94 LB | 42.7 KG
 Carton weight: 108 LB | 48.99 KG
 Carton volume: 34.25 FT³ | 0.96 MT³

MVL13053

List price

1944

	OVERALL DIMENSIONS			SEAT DIMENSIONS			BACK DIMENSIONS	
	W	D	H	W	D	H	W	H
IN	74.25	32.75	31.5	65	19.5	17.5	65	14.5
MM	1886	832	800	1651	495	445	1651	368
	RTA 00		1 per carton					

TAMI



model MVL1617



model MVL1616

STANDARD FEATURES

- Canadian made task chairs.
- Hinged back for enhanced comfort.
- Scuff resistant outer back shroud.
- MVL1617 is standard with height adjustable T-arms with self-skinned urethane (SSU) armcaps.
- Dual wheel carpet casters (C65) are standard.
- Can be upholstered in all Global grade 1 seating textiles with the exception of Luxhide (see page 133).
- Compliant with the emissions guidelines set by the GREENGUARD Environmental Institute.
- Limited Warranty (5-year exceptions apply - see page 137).
- Weight capacity for this series is 300 lbs.

CHAIR ADJUSTMENTS

- Seat depth adjustment.
- Pneumatic seat height adjustment.

OPTIONAL FEATURES

- For hard surface flooring casters, please specify (C65R). Add \$21/set.
- Bantam is a durable, bleach cleanable (9:1) vinyl, but due to the stiff nature of the textile, this vinyl is prone to bunching and will not upholster as smoothly as other coverings in this series.

DESCRIPTION

MODEL# / FEATURES



Armless Task

Unit weight: 18 LB | 8.2 KG
 Carton weight: 21 LB | 9.53 KG
 Carton volume: 3.6 FT³ | 0.1 MT³

List price							
MVL1616	254						
OVERALL DIMENSIONS			SEAT DIMENSIONS			BACK DIMENSIONS	
W	D	H	W	D	H	W	H
IN 18	22	32	18	16	15.5-20.5	15.5	14
MM 457	559	813	457	406	394-521	394	356
Ergonomic features: C, E, M, N		RTA 2	courier	1 per carton		CANADA	GREENGUARD



Task w/Arms

Unit weight: 24 LB | 10.9 KG
 Carton weight: 27 LB | 12.25 KG
 Carton volume: 4.6 FT³ | 0.13 MT³

List price							
MVL1617	356						
OVERALL DIMENSIONS			SEAT DIMENSIONS			BACK DIMENSIONS	
W	D	H	W	D	H	W	H
IN 22	22	32	18	16	15.5-20.5	15.5	14
MM 559	559	813	457	406	394-521	394	356
Ergonomic features: C, E, H, M, N		RTA 2	courier	1 per carton		CANADA	GREENGUARD



Height Adjustable T-Arms - 1 pair

Unit weight: 8 LB | 3.6 KG
 Carton weight: 10 LB | 4.54 KG
 Carton volume: 1.3 FT³ | 0.03 MT³

List price							
MVL2784	119						
OVERALL DIMENSIONS			SEAT DIMENSIONS			BACK DIMENSIONS	
W	D	H	W	D	H	W	H
IN 3	10	12	-	-	-	-	-
MM 76	254	305	-	-	-	-	-
		RTA 00	courier	1 pair per carton (pricing is for the pair, specifications are for one arm)			

TL



model **MVL6074**
shown with fixed loop arms



model **MVL6070HA**
shown with 4D arms

STANDARD FEATURES

- Designed and made in Canada, this ergonomic task seating series features a tapered shape high back for ample support and a molded seat foam for comfort and clean aesthetics.
- Work chairs are available with two different mechanism options: synchro-tilter or multi-tilter. Height adjustable stools are available with task mechanism only.
- Mesh back is available in six colours: Black (**D55**), Blue (**D51**), Fog (**D54**), Navy (**D52**), Red (**D50**) and Shadow (**D53**).
- Adjustable lumbar support is standard on all models.
- Black frame with a 5-prong, injection molded, fiberglass reinforced Black nylon base with dual wheel carpet casters.
- Models are available with fixed plastic loop arms, height adjustable arms with sliding and rotating armcaps (4D), or without arms.
- Seat can be upholstered in Luxhide bonded leather (various colours) or in all Global grade 1 seating textiles (see page 133). Seat upholstered in vinyls (Bantam and Luxhide) will have a sewn cover with side band.
- Compliant with the emissions guidelines set by the GREENGUARD Environmental Institute.
- Limited Warranty (5-year exceptions apply - see page 137).
- Weight capacity for this series is 300 lbs.

CHAIR ADJUSTMENTS










- **Multi-tilter chair**
 - Infinite position tilt lock.
 - Tilt tension adjustment.
 - Independent back and seat angle adjustment.
 - Side activated sliding seat depth adjustment.
 - Height adjustable lumbar support.
 - Pneumatic seat height adjustment.
- **Weight sensing synchro-tilter chair**
 - Upright position tilt lock.
 - Tilt tension adjustment.
 - Side activated sliding seat depth adjustment.
 - Height adjustable lumbar support.
 - Pneumatic seat height adjustment.
- **Height adjustable stool**
 - Task mechanism.
 - Pneumatic seat height adjustment.
 - Height adjustable lumbar support.
 - Height adjustable Chrome footrest.

OPTIONAL FEATURES

- For optional polished aluminum base, please specify (**A7**). Add \$131.
- For hard surface flooring casters, please specify (**C82R**). Add \$21/set.

ALTERNATE TEXTILE OPTIONS

- Graded-in textiles are available. No minimum quantities. Contact Customer Service for pricing.

DESCRIPTION	MODEL# / FEATURES	List price								
 <p>High Mesh Back Multi-Tilter Unit weight: 48.5 LB 22 KG Carton weight: 59.5 LB 26.99 KG Carton volume: 10.5 FT³ 0.29 MT³</p>	<p>MVL6070 with fixed loop arms</p> <p>Ergonomic features: A, B, C, D, E, F, G, M, N, S</p>	1008								
		OVERALL DIMENSIONS			SEAT DIMENSIONS			BACK DIMENSIONS		
		W	D	H	W	D	H	W	H	
IN 24.75	23	40.62	20	17.5-21	17.5-21.25	16	22			
MM 629	584	1032	508	445-533	445-540	406	559			
			RTA 2		1 per carton					
 <p>High Mesh Back Multi-Tilter Unit weight: 48.5 LB 22 KG Carton weight: 59.5 LB 26.99 KG Carton volume: 10.5 FT³ 0.29 MT³</p>	<p>MVL6070HA with height adjustable arms</p> <p>Ergonomic features: A, B, C, D, E, F, G, H, M, N, R, S</p>	1066								
		OVERALL DIMENSIONS			SEAT DIMENSIONS			BACK DIMENSIONS		
		W	D	H	W	D	H	W	H	
IN 26	23	40.62	20	17.5-21	17.5-21.25	16	22			
MM 660	584	1032	508	445-533	445-540	406	559			
			RTA 2		1 per carton					
 <p>High Mesh Back Multi-Tilter Unit weight: 44 LB 20 KG Carton weight: 55 LB 24.95 KG Carton volume: 10.5 FT³ 0.29 MT³</p>	<p>MVL6070NA without arms</p> <p>Ergonomic features: A, B, C, D, E, F, G, M, N, S</p>	921								
		OVERALL DIMENSIONS			SEAT DIMENSIONS			BACK DIMENSIONS		
		W	D	H	W	D	H	W	H	
IN 20	23	40.62	20	17.5-20	17.5-21.25	16	22			
MM 508	584	1032	508	445-508	445-540	406	559			
			RTA 2		1 per carton					

DESCRIPTION MODEL# / FEATURES



High Mesh Back Weight Sensing Synchro-Tilter
 Unit weight: 43 LB | 19.5 KG
 Carton weight: 54 LB | 24.49 KG
 Carton volume: 10.5 FT³ | 0.29 MT³

List price		911						
MVL6074		with fixed loop arms						
OVERALL DIMENSIONS			SEAT DIMENSIONS			BACK DIMENSIONS		
W	D	H	W	D	H	W	H	
IN 24.75	23	39.87	20	17.5-20	17-20.75	16	22	
MM 629	584	1013	508	445-508	432-527	406	559	
Ergonomic features:		RTA 2		courier		1 per carton		
B, C, D, E, L, M, N								



High Mesh Back Weight Sensing Synchro-Tilter
 Unit weight: 43 LB | 19.5 KG
 Carton weight: 54 LB | 24.49 KG
 Carton volume: 10.5 FT³ | 0.29 MT³

List price		969						
MVL6074HA		with height adjustable arms						
OVERALL DIMENSIONS			SEAT DIMENSIONS			BACK DIMENSIONS		
W	D	H	W	D	H	W	H	
IN 26	23	39.87	20	17.5-20	17-20.75	16	22	
MM 660	584	1013	508	445-508	432-527	406	559	
Ergonomic features:		RTA 2		courier		1 per carton		
B, C, D, E, H, L, M, N, R								



High Mesh Back Weight Sensing Synchro-Tilter
 Unit weight: 38 LB | 17.3 KG
 Carton weight: 54 LB | 24.49 KG
 Carton volume: 10.5 FT³ | 0.29 MT³

List price		824						
MVL6074NA		without arms						
OVERALL DIMENSIONS			SEAT DIMENSIONS			BACK DIMENSIONS		
W	D	H	W	D	H	W	H	
IN 20	23	39.87	20	17.5-20	17-20.75	16	22	
MM 508	584	1013	508	445-508	432-527	406	559	
Ergonomic features:		RTA 2		courier		1 per carton		
B, C, D, E, L, M, N								



Mesh Back Height Adjustable Task Stool
 Unit weight: 37.5 LB | 17 KG
 Carton weight: 48.5 LB | 22 KG
 Carton volume: 10.5 FT³ | 0.29 MT³

List price		1105						
MVL6076		with fixed loop arms						
OVERALL DIMENSIONS			SEAT DIMENSIONS			BACK DIMENSIONS		
W	D	H	W	D	H	W	H	
IN 24.75	24	50.75	20	17.75	25-35	16	22	
MM 629	610	1289	508	451	635-889	406	559	
Ergonomic features:		RTA 2		courier		1 per carton		
C, D, M, N								



Mesh Back Height Adjustable Task Stool
 Unit weight: 37.5 LB | 17 KG
 Carton weight: 48.5 LB | 22 KG
 Carton volume: 10.5 FT³ | 0.29 MT³

List price		1163						
MVL6076HA		with height adjustable arms						
OVERALL DIMENSIONS			SEAT DIMENSIONS			BACK DIMENSIONS		
W	D	H	W	D	H	W	H	
IN 26	24	51	20	17.75	25-35	16	21	
MM 660	610	1295	508	451	635-889	406	533	
Ergonomic features:		RTA 2		courier		1 per carton		
C, D, H, M, N, R								



Mesh Back Height Adjustable Task Stool
 Unit weight: 34 LB | 15.5 KG
 Carton weight: 45 LB | 20.41 KG
 Carton volume: 10.5 FT³ | 0.29 MT³

List price		1018						
MVL6076NA		without arms						
OVERALL DIMENSIONS			SEAT DIMENSIONS			BACK DIMENSIONS		
W	D	H	W	D	H	W	H	
IN 20	24	50.75	20	17	25-35	16	22	
MM 508	610	1289	508	432	635-889	406	559	
Ergonomic features:		RTA 2		courier		1 per carton		
C, D, M, N								

TOMA



model OTG13032

STANDARD FEATURES


- Mesh back synchro-tilter chair.
- Standard with height adjustable T arms with self-skinned urethane (SSU) armcaps.
- Black base with dual wheel carpet casters (C1) is standard.
- Available in Black polyester seat fabric with a Black mesh back.
- Compliant with the emissions guidelines set by the GREENGUARD Environmental Institute.
- Limited Warranty (2-year exceptions apply - see page 137).
- Weight capacity for this series is 300 lbs.

CHAIR ADJUSTMENTS

- Upright position tilt lock.
- Tilt tension adjustment.
- Height adjustable flexible lumbar support.
- Pneumatic seat height adjustment.

OPTIONAL FEATURES

- Hard surface flooring casters (**C9R**) can be purchased separately. Add \$96/set.

DESCRIPTION	MODEL# / FEATURES																																			
 <p>Medium Back Synchro-Tilter Unit weight: 36 LB 16.32 KG Carton weight: 36 LB 16.33 KG Carton volume: 4.7 FT³ 0.13 MT³</p>	List price																																			
	OTG13032 534																																			
	<table border="1"> <thead> <tr> <th rowspan="2"></th> <th colspan="3">OVERALL DIMENSIONS</th> <th colspan="3">SEAT DIMENSIONS</th> <th colspan="2">BACK DIMENSIONS</th> </tr> <tr> <th>W</th> <th>D</th> <th>H</th> <th>W</th> <th>D</th> <th>H</th> <th>W</th> <th>H</th> </tr> </thead> <tbody> <tr> <td>IN</td> <td>24</td> <td>24</td> <td>40</td> <td>18.5</td> <td>17</td> <td>18.5-22.5</td> <td>17.5</td> <td>20.5</td> </tr> <tr> <td>MM</td> <td>610</td> <td>610</td> <td>1016</td> <td>470</td> <td>432</td> <td>470-572</td> <td>445</td> <td>521</td> </tr> </tbody> </table>		OVERALL DIMENSIONS			SEAT DIMENSIONS			BACK DIMENSIONS		W	D	H	W	D	H	W	H	IN	24	24	40	18.5	17	18.5-22.5	17.5	20.5	MM	610	610	1016	470	432	470-572	445	521
			OVERALL DIMENSIONS			SEAT DIMENSIONS			BACK DIMENSIONS																											
W		D	H	W	D	H	W	H																												
IN	24	24	40	18.5	17	18.5-22.5	17.5	20.5																												
MM	610	610	1016	470	432	470-572	445	521																												
Ergonomic features: A, B, C, D, H, L, M, N																																				



1 per carton



ULTRA



model MVL11730



model MVL11743

STANDARD FEATURES

- Canadian made tilter and guest chairs.
- Internal welded steel frame.
- Chrome fixed arms (except armless models) and base.
- Dual wheel carpet casters (C65) are standard (except guest chairs).
- Seating surfaces can be upholstered in Luxhide bonded leather, in various colours (see page 130).
- Compliant with the emissions guidelines set by the GREENGUARD Environmental Institute.
- Limited Warranty (5-year exceptions apply - see page 137).
- Weight capacity for this series is 300 lbs.

CHAIR ADJUSTMENTS

- Center tilt with upright position tilt lock.
- Tilt tension adjustment.
- Pneumatic seat height adjustment.

OPTIONAL FEATURES

- For hard surface flooring casters, please specify (C65R). Add \$21/set.
- Optional removable upholstered armcaps are available for tilter models with arms, please order (MVL11733). For graded-in textile pricing, please contact Customer Service.

ALTERNATE TEXTILE OPTIONS

- Graded-in textiles are available. No minimum quantities. Contact Customer Service for pricing.

DESCRIPTION

MODEL# / FEATURES



High Back Tilter w/Arms
 Unit weight: 32 LB | 14.5 KG
 Carton weight: 44 LB | 19.96 KG
 Carton volume: 11 FT³ | 0.31 MT³

MODEL#		List price							
MVL11730	727								
OVERALL DIMENSIONS			SEAT DIMENSIONS			BACK DIMENSIONS			
W	D	H	W	D	H	W	H		
IN 23.5	24.5	40	21	17.5	17.5-22.5	20	21		
MM 597	622	1016	533	445	445-572	508	533		
Ergonomic features:		RTA 1		courier		1 per carton		CANADA GREENGUARD	



Armless High Back Tilter
 Unit weight: 28 LB | 12.7 KG
 Carton weight: 38 LB | 17.24 KG
 Carton volume: 11 FT³ | 0.31 MT³

MODEL#		List price							
MVL11732	654								
OVERALL DIMENSIONS			SEAT DIMENSIONS			BACK DIMENSIONS			
W	D	H	W	D	H	W	H		
IN 21	24.5	40	21	17.5	17.5-22.5	20	21		
MM 533	622	1016	533	445	445-572	508	533		
Ergonomic features:		RTA 1		courier		1 per carton		CANADA GREENGUARD	



Upholstered Armcaps - 1 pair
 Unit weight: 0.25 LB | 0.1 KG
 Carton weight: 0.75 LB | 0.34 KG
 Carton volume: 0.2 FT³ | 0.01 MT³

MODEL#		List price							
MVL11733	56								
OVERALL DIMENSIONS			SEAT DIMENSIONS			BACK DIMENSIONS			
W	D	H	W	D	H	W	H		
IN 5.5	9.25	0.25	-	-	-	-	-		
MM 140	235	6	-	-	-	-	-		
For models with arms:		RTA 00		courier		1 per carton (pricing is for the pair, specifications are for one armcap)		CANADA GREENGUARD	



Low Back Tilter w/Arms
 Unit weight: 35 LB | 15.9 KG
 Carton weight: 42 LB | 19.05 KG
 Carton volume: 11 FT³ | 0.31 MT³

MODEL#		List price							
MVL11734	706								
OVERALL DIMENSIONS			SEAT DIMENSIONS			BACK DIMENSIONS			
W	D	H	W	D	H	W	H		
IN 23.5	24.5	38	21	17.5	17.5-22.5	20	19		
MM 597	622	965	533	445	445-572	508	483		
Ergonomic features:		RTA 1		courier		1 per carton		CANADA GREENGUARD	

DESCRIPTION MODEL# / FEATURES



Armless Low Back Tilter
 Unit weight: 31 LB | 14.1 KG
 Carton weight: 38 LB | 17.24 KG
 Carton volume: 11 FT³ | 0.31 MT³

List price
MVL11735 640

Ergonomic features:
 A, B, C, M, N, S

	OVERALL DIMENSIONS			SEAT DIMENSIONS			BACK DIMENSIONS	
	W	D	H	W	D	H	W	H
IN	21	24.5	38	21	17.5	17.5-22.5	20	19
MM	533	622	965	533	445	445-572	508	483



1 per carton



Medium Back Guest Chair, Cantilever Base
 Unit weight: 32 LB | 14.5 KG
 Carton weight: 40 LB | 18.14 KG
 Carton volume: 13.25 FT³ | 0.37 MT³

Ergonomic features:
 M, N

List price
MVL11742 810

	OVERALL DIMENSIONS			SEAT DIMENSIONS			BACK DIMENSIONS	
	W	D	H	W	D	H	W	H
IN	24.25	25	35	21	17.5	18	21	17.5
MM	616	635	889	533	445	457	533	445



1 per carton



Armless Medium Back Guest Chair, Cantilever Base
 Unit weight: 26 LB | 11.8 KG
 Carton weight: 32 LB | 14.51 KG
 Carton volume: 13.75 FT³ | 0.38 MT³

Ergonomic features:
 M, N

List price
MVL11743 696

	OVERALL DIMENSIONS			SEAT DIMENSIONS			BACK DIMENSIONS	
	W	D	H	W	D	H	W	H
IN	21	24.75	35	21	17.5	18	21	17.5
MM	533	629	889	533	445	457	533	445



1 per carton



YOHO



model MVL2789

STANDARD FEATURES

- Canadian made task chairs.
- Thick cushion compound-curved back offers great lumbar support.
- Standard with height adjustable T-arms with durable self-skinned urethane (SSU) armcaps (except armless models).
- Dual wheel carpet casters (C65) are standard.
- Height adjustable chairs are equipped with an adjustable Chrome footrest.
- Seating surfaces can be upholstered in Luxhide bonded leather (various colours) or in all Global grade 1 seating textiles (see page 133).
- Compliant with the emissions guidelines set by the GREENGUARD Environmental Institute.
- Limited Warranty (5-year exceptions apply - see page 137).
- Weight capacity for this series is 300 lbs.

CHAIR ADJUSTMENTS

- Seat depth adjustment.
- Pneumatic seat height adjustment.

OPTIONAL FEATURES

- For hard surface flooring casters, please specify (C65R). Add \$21/set.
- Bantam is a durable, bleach cleanable (9:1) vinyl, but due to the stiff nature of the textile, this vinyl is prone to bunching and will not upholster as smoothly as other coverings in this series.

DESCRIPTION

MODEL# / FEATURES



Medium Back Task w/Arms
 Unit weight: 32 LB | 14.5 KG
 Carton weight: 38 LB | 17.24 KG
 Carton volume: 5.5 FT³ | 0.15 MT³

List price																																	
MVL2778 Luxhide bonded leather or fabric	606																																
Ergonomic features: C, E, H, M, N																																	
RTA 2	courier 1 per carton																																
CANADA	GREENGUARD																																
<table border="1"> <thead> <tr> <th colspan="3">OVERALL DIMENSIONS</th> <th colspan="3">SEAT DIMENSIONS</th> <th colspan="2">BACK DIMENSIONS</th> </tr> <tr> <th>W</th> <th>D</th> <th>H</th> <th>W</th> <th>D</th> <th>H</th> <th>W</th> <th>H</th> </tr> </thead> <tbody> <tr> <td>IN 24.5</td> <td>24.5</td> <td>38</td> <td>19</td> <td>16</td> <td>16.5-21.5</td> <td>18</td> <td>19</td> </tr> <tr> <td>MM 622</td> <td>622</td> <td>965</td> <td>483</td> <td>406</td> <td>419-546</td> <td>457</td> <td>483</td> </tr> </tbody> </table>		OVERALL DIMENSIONS			SEAT DIMENSIONS			BACK DIMENSIONS		W	D	H	W	D	H	W	H	IN 24.5	24.5	38	19	16	16.5-21.5	18	19	MM 622	622	965	483	406	419-546	457	483
OVERALL DIMENSIONS			SEAT DIMENSIONS			BACK DIMENSIONS																											
W	D	H	W	D	H	W	H																										
IN 24.5	24.5	38	19	16	16.5-21.5	18	19																										
MM 622	622	965	483	406	419-546	457	483																										



Medium Back Armless Task
 Unit weight: 23 LB | 10.5 KG
 Carton weight: 29 LB | 13.15 KG
 Carton volume: 5.5 FT³ | 0.15 MT³

List price																																	
MVL2779 Luxhide bonded leather or fabric	502																																
Ergonomic features: C, E, M, N																																	
RTA 2	courier 1 per carton																																
CANADA	GREENGUARD																																
<table border="1"> <thead> <tr> <th colspan="3">OVERALL DIMENSIONS</th> <th colspan="3">SEAT DIMENSIONS</th> <th colspan="2">BACK DIMENSIONS</th> </tr> <tr> <th>W</th> <th>D</th> <th>H</th> <th>W</th> <th>D</th> <th>H</th> <th>W</th> <th>H</th> </tr> </thead> <tbody> <tr> <td>IN 19</td> <td>24.5</td> <td>38</td> <td>19</td> <td>16.5</td> <td>16.5-21.5</td> <td>18</td> <td>19</td> </tr> <tr> <td>MM 483</td> <td>622</td> <td>965</td> <td>483</td> <td>406</td> <td>419-546</td> <td>457</td> <td>483</td> </tr> </tbody> </table>		OVERALL DIMENSIONS			SEAT DIMENSIONS			BACK DIMENSIONS		W	D	H	W	D	H	W	H	IN 19	24.5	38	19	16.5	16.5-21.5	18	19	MM 483	622	965	483	406	419-546	457	483
OVERALL DIMENSIONS			SEAT DIMENSIONS			BACK DIMENSIONS																											
W	D	H	W	D	H	W	H																										
IN 19	24.5	38	19	16.5	16.5-21.5	18	19																										
MM 483	622	965	483	406	419-546	457	483																										



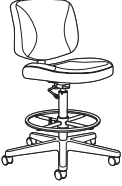











Low Back Armless Task
 Unit weight: 23 LB | 10.5 KG
 Carton weight: 28 LB | 12.7 KG
 Carton volume: 4.7 FT³ | 0.13 MT³

List price																																	
MVL2786 Luxhide bonded leather or fabric	388																																
Ergonomic features: C, E, M, N																																	
RTA 2	courier 1 per carton																																
CANADA	GREENGUARD																																
<table border="1"> <thead> <tr> <th colspan="3">OVERALL DIMENSIONS</th> <th colspan="3">SEAT DIMENSIONS</th> <th colspan="2">BACK DIMENSIONS</th> </tr> <tr> <th>W</th> <th>D</th> <th>H</th> <th>W</th> <th>D</th> <th>H</th> <th>W</th> <th>H</th> </tr> </thead> <tbody> <tr> <td>IN 19</td> <td>24</td> <td>34</td> <td>19</td> <td>16.5</td> <td>16-21</td> <td>17.5</td> <td>16</td> </tr> <tr> <td>MM 483</td> <td>610</td> <td>864</td> <td>483</td> <td>419</td> <td>406-533</td> <td>445</td> <td>406</td> </tr> </tbody> </table>		OVERALL DIMENSIONS			SEAT DIMENSIONS			BACK DIMENSIONS		W	D	H	W	D	H	W	H	IN 19	24	34	19	16.5	16-21	17.5	16	MM 483	610	864	483	419	406-533	445	406
OVERALL DIMENSIONS			SEAT DIMENSIONS			BACK DIMENSIONS																											
W	D	H	W	D	H	W	H																										
IN 19	24	34	19	16.5	16-21	17.5	16																										
MM 483	610	864	483	419	406-533	445	406																										



Low Back Task w/Arms
 Unit weight: 29 LB | 13.2 KG
 Carton weight: 34 LB | 15.42 KG
 Carton volume: 4.7 FT³ | 0.13 MT³

List price																																	
MVL2789 Luxhide bonded leather or fabric	510																																
Ergonomic features: C, E, H, M, N																																	
RTA 2	courier 1 per carton																																
CANADA	GREENGUARD																																
<table border="1"> <thead> <tr> <th colspan="3">OVERALL DIMENSIONS</th> <th colspan="3">SEAT DIMENSIONS</th> <th colspan="2">BACK DIMENSIONS</th> </tr> <tr> <th>W</th> <th>D</th> <th>H</th> <th>W</th> <th>D</th> <th>H</th> <th>W</th> <th>H</th> </tr> </thead> <tbody> <tr> <td>IN 24</td> <td>24</td> <td>34</td> <td>19</td> <td>16.5</td> <td>16-21</td> <td>17.5</td> <td>16</td> </tr> <tr> <td>MM 610</td> <td>610</td> <td>864</td> <td>483</td> <td>419</td> <td>406-533</td> <td>445</td> <td>406</td> </tr> </tbody> </table>		OVERALL DIMENSIONS			SEAT DIMENSIONS			BACK DIMENSIONS		W	D	H	W	D	H	W	H	IN 24	24	34	19	16.5	16-21	17.5	16	MM 610	610	864	483	419	406-533	445	406
OVERALL DIMENSIONS			SEAT DIMENSIONS			BACK DIMENSIONS																											
W	D	H	W	D	H	W	H																										
IN 24	24	34	19	16.5	16-21	17.5	16																										
MM 610	610	864	483	419	406-533	445	406																										

DESCRIPTION	MODEL# / FEATURES																																
 <p>Low Back Armless Height Adjustable Task Stool Unit weight: 40 LB 18.2 KG Carton weight: 45 LB 20.41 KG Carton volume: 7 FT³ 0.19 MT³</p>	<p>List price</p> <p>MVL2796 Luxhide bonded leather or fabric</p> <p>602</p>																																
	<table border="1"> <thead> <tr> <th colspan="3">OVERALL DIMENSIONS</th> <th colspan="3">SEAT DIMENSIONS</th> <th colspan="2">BACK DIMENSIONS</th> </tr> <tr> <th>W</th> <th>D</th> <th>H</th> <th>W</th> <th>D</th> <th>H</th> <th>W</th> <th>H</th> </tr> </thead> <tbody> <tr> <td>IN 19</td> <td>24</td> <td>44</td> <td>19</td> <td>16.5</td> <td>23.5-33.5</td> <td>17.5</td> <td>16</td> </tr> <tr> <td>MM 483</td> <td>610</td> <td>1118</td> <td>483</td> <td>419</td> <td>597-851</td> <td>445</td> <td>406</td> </tr> </tbody> </table>	OVERALL DIMENSIONS			SEAT DIMENSIONS			BACK DIMENSIONS		W	D	H	W	D	H	W	H	IN 19	24	44	19	16.5	23.5-33.5	17.5	16	MM 483	610	1118	483	419	597-851	445	406
	OVERALL DIMENSIONS			SEAT DIMENSIONS			BACK DIMENSIONS																										
	W	D	H	W	D	H	W	H																									
	IN 19	24	44	19	16.5	23.5-33.5	17.5	16																									
MM 483	610	1118	483	419	597-851	445	406																										
<p>Ergonomic features: C, E, M, N</p> <p>RTA 2  1 per carton  </p>																																	
<p>List price</p> <p>MVL2799 Luxhide bonded leather or fabric</p> <p>723</p>																																	
<table border="1"> <thead> <tr> <th colspan="3">OVERALL DIMENSIONS</th> <th colspan="3">SEAT DIMENSIONS</th> <th colspan="2">BACK DIMENSIONS</th> </tr> <tr> <th>W</th> <th>D</th> <th>H</th> <th>W</th> <th>D</th> <th>H</th> <th>W</th> <th>H</th> </tr> </thead> <tbody> <tr> <td>IN 24</td> <td>24</td> <td>44</td> <td>19</td> <td>16.5</td> <td>23.5-33.5</td> <td>17.5</td> <td>16</td> </tr> <tr> <td>MM 610</td> <td>610</td> <td>1118</td> <td>483</td> <td>419</td> <td>597-851</td> <td>445</td> <td>406</td> </tr> </tbody> </table>	OVERALL DIMENSIONS			SEAT DIMENSIONS			BACK DIMENSIONS		W	D	H	W	D	H	W	H	IN 24	24	44	19	16.5	23.5-33.5	17.5	16	MM 610	610	1118	483	419	597-851	445	406	
OVERALL DIMENSIONS			SEAT DIMENSIONS			BACK DIMENSIONS																											
W	D	H	W	D	H	W	H																										
IN 24	24	44	19	16.5	23.5-33.5	17.5	16																										
MM 610	610	1118	483	419	597-851	445	406																										
<p>Ergonomic features: C, E, H, M, N</p> <p>RTA 2  1 per carton  </p>																																	
 <p>Height Adjustable T-Arms - 1 pair Unit weight: 8 LB 3.6 KG Carton weight: 10 LB 4.54 KG Carton volume: 1.3 FT³ 0.03 MT³</p>	<p>List price</p> <p>MVL2784</p> <p>119</p>																																
	<table border="1"> <thead> <tr> <th colspan="3">OVERALL DIMENSIONS</th> <th colspan="3">SEAT DIMENSIONS</th> <th colspan="2">BACK DIMENSIONS</th> </tr> <tr> <th>W</th> <th>D</th> <th>H</th> <th>W</th> <th>D</th> <th>H</th> <th>W</th> <th>H</th> </tr> </thead> <tbody> <tr> <td>IN 3</td> <td>10</td> <td>12</td> <td>-</td> <td>-</td> <td>-</td> <td>-</td> <td>-</td> </tr> <tr> <td>MM 76</td> <td>254</td> <td>305</td> <td>-</td> <td>-</td> <td>-</td> <td>-</td> <td>-</td> </tr> </tbody> </table>	OVERALL DIMENSIONS			SEAT DIMENSIONS			BACK DIMENSIONS		W	D	H	W	D	H	W	H	IN 3	10	12	-	-	-	-	-	MM 76	254	305	-	-	-	-	-
	OVERALL DIMENSIONS			SEAT DIMENSIONS			BACK DIMENSIONS																										
	W	D	H	W	D	H	W	H																									
	IN 3	10	12	-	-	-	-	-																									
MM 76	254	305	-	-	-	-	-																										
<p>RTA 00  1 pair per carton (pricing is for the pair, specifications are for one arm)</p>																																	
<p>List price</p> <p>MVL2796 Luxhide bonded leather or fabric</p> <p>602</p>																																	
<table border="1"> <thead> <tr> <th colspan="3">OVERALL DIMENSIONS</th> <th colspan="3">SEAT DIMENSIONS</th> <th colspan="2">BACK DIMENSIONS</th> </tr> <tr> <th>W</th> <th>D</th> <th>H</th> <th>W</th> <th>D</th> <th>H</th> <th>W</th> <th>H</th> </tr> </thead> <tbody> <tr> <td>IN 19</td> <td>24</td> <td>44</td> <td>19</td> <td>16.5</td> <td>23.5-33.5</td> <td>17.5</td> <td>16</td> </tr> <tr> <td>MM 483</td> <td>610</td> <td>1118</td> <td>483</td> <td>419</td> <td>597-851</td> <td>445</td> <td>406</td> </tr> </tbody> </table>	OVERALL DIMENSIONS			SEAT DIMENSIONS			BACK DIMENSIONS		W	D	H	W	D	H	W	H	IN 19	24	44	19	16.5	23.5-33.5	17.5	16	MM 483	610	1118	483	419	597-851	445	406	
OVERALL DIMENSIONS			SEAT DIMENSIONS			BACK DIMENSIONS																											
W	D	H	W	D	H	W	H																										
IN 19	24	44	19	16.5	23.5-33.5	17.5	16																										
MM 483	610	1118	483	419	597-851	445	406																										
<p>Ergonomic features: C, E, M, N</p> <p>RTA 2  1 per carton  </p>																																	

ZIM



model OTG11351AB



model OTG11351AG shown with adjustable headrest

STANDARD FEATURES

- High back synchro-tilter chair with wraparound mesh design.
- Standard with height adjustable T arms with self-skinned urethane (SSU) armcaps.
- Available in Black polyester fabric seat with mesh back in Black (B) or Grey (G).
- Black base with dual wheel carpet casters (C1) is standard.
- Optional adjustable headrest OTG11352: tilts and moves up and down to fit comfortably into the curve of the neck. Coat hanger is included with the headrest. Two sets of screws are included to install the headrest with or without the coat hanger.
- Compliant with the emissions guidelines set by the GREENGUARD Environmental Institute.
- Limited Warranty (2-year exceptions apply - see page 137).
- Weight capacity for this series is 300 lbs.

CHAIR ADJUSTMENTS

- Synchro tilt with multi position tilt lock.
- Automatic tilt tension adjustment.
- Seat depth adjustment.
- Pneumatic seat height adjustment.

OPTIONAL FEATURES

- Hard surface flooring casters (C9R) can be purchased separately. Add \$96/set.

DESCRIPTION

MODEL# / FEATURES



High Back Weight Sensing Synchro-Tilter
 Unit weight: 37.5 LB | 17 KG
 Carton weight: 44 LB | 19.96 KG
 Carton volume: 5.75 FT³ | 0.16 MT³

		List price							
		OTG11351AB		540					
		Black mesh back							
		OVERALL DIMENSIONS			SEAT DIMENSIONS			BACK DIMENSIONS	
		W	D	H	W	D	H	W	H
IN	26	24.5	43	19.5	18	18.5-22.5	18	22.5	
MM	660	622	1092	495	457	470-572	457	572	
		Ergonomic features:		B, C, E, H, L, M, N		1 per carton			



High Back Weight Sensing Synchro-Tilter
 Unit weight: 37.5 LB | 17 KG
 Carton weight: 44 LB | 19.96 KG
 Carton volume: 5.75 FT³ | 0.16 MT³

		List price							
		OTG11351AG		540					
		Grey mesh back							
		OVERALL DIMENSIONS			SEAT DIMENSIONS			BACK DIMENSIONS	
		W	D	H	W	D	H	W	H
IN	26	24.5	43	19.5	18	18.5-22.5	18	22.5	
MM	660	622	1092	495	457	470-572	457	572	
		Ergonomic features:		B, C, E, H, L, M, N		1 per carton			



Adjustable Headrest w/Coat Hanger
 Unit weight: 2.2 LB | 1 KG
 Carton weight: 3.7 LB | 1.68 KG
 Carton volume: 0.7 FT³ | 0.01 MT³

		List price							
		OTG11352		83					
		OVERALL DIMENSIONS			SEAT DIMENSIONS			BACK DIMENSIONS	
		W	D	H	W	D	H	W	H
IN	16.5	7.5	9.25	-	-	-	-	-	-
MM	419	191	235	-	-	-	-	-	-
		Easily attaches to chairs		OTG11351AB or OTG11351AG.		1 per carton			
		Black polyester fabric only							