

# Seating

Adapt.....	10	Kaysee .....	50
Altona .....	11	Kazan .....	50
Amira .....	11	Knight .....	51
Annapolis .....	12	Kody .....	51
Arlo.....	13	Kylie .....	52
Ashmont .....	14	Lite-Lift.....	53
Ashton .....	15	Lumi.....	54
Avro .....	16	M-Task .....	55
Avro 350 .....	21	Marlee .....	56
Beta .....	22	Masi .....	57
Bolt.....	23	Minto.....	58
Brighton.....	23	MVL File Buddy .....	59
Brighton FX.....	24	Overtime .....	60
Caman.....	25	Overtime 350 .....	60
Carleton .....	26	Pacific .....	61
Centro .....	27	Part-Time .....	62
Cobalt .....	28	Raven 400 .....	63
Craft.....	29	Safari.....	64
Craft tables .....	31	Six 13.....	64
Danio .....	33	Six 31.....	65
Dash .....	34	Soda .....	66
Dori 2 .....	34	Soda tables.....	66
Eor .....	35	Sparrow.....	67
Finch .....	36	Stradic .....	68
Format.....	37	Suburb.....	69
Format+.....	38	Tami .....	70
Full-Time.....	40	TL .....	71
Gennex.....	41	Ultra .....	73
Ibex .....	42	Yoho .....	75
Java .....	49	Zim .....	77

# ERGONOMIC FEATURES & BENEFITS

EACH GLOBAL CHAIR IS BUILT WITH FEATURES THAT ARE ERGONOMICALLY DESIGNED TO PROMOTE GOOD POSTURE AND PROVIDE MAXIMUM COMFORT. WHILE FULLY SUPPORTING YOUR BODY, THESE FEATURES SHOULD ALSO ALLOW YOU TO ADJUST YOUR CHAIR TO FIT YOU.



## A TENSION ADJUSTMENT

Increase or decrease to match body weight. Allows you to rock comfortably, without heavy pushing, reducing muscle fatigue.



## B CHAIR TILT LOCK

Lock the tilt movement in position(s) to accommodate your working posture. Allows you to lock your chair in a comfortable and supportive position. (Can be either single position, multiple position or infinite position.)



## C SEAT HEIGHT

Raise or lower to allow your feet to rest flat on the floor. Avoids pressure under your thighs, easing blood flow.



## D BACK/LUMBAR HEIGHT ADJUSTMENT

Raise or lower to position lumbar support in your lumbar area. Reduces likelihood of back pain.



## E SEAT DEPTH

Change the depth of the seat to accommodate the length of your thighs. Keeps your back in contact with the backrest while avoiding pressure behind your knees. Can be sliding (MD) or manual.



## F SEAT ANGLE ADJUSTMENT

Allows chair to tilt forward changing the angle of your thighs in relation to the floor. Helps reduce disc pressure during forward leaning tasks.



## G BACK ANGLE ADJUSTMENT

Adjust to change the angle of your torso in relation to your thighs. Helps reduce disc pressure and relaxes your back muscles.



## H ARM HEIGHT

Raise or lower to support your forearms. Reduces muscular effort in neck and shoulders, minimizing risk of pain.



## J KNEE-TILT MOVEMENT

Chair tilts from a pivot point at the front of the seat, keeping your feet on the floor as you rock. Maintains stability.



## L SYNCHRO-TILT MOVEMENT

Backrest reclines at a faster rate than the seat, increasing the angle between your torso and thighs. Enhances comfort and encourages dynamic body movement.



## M WATERFALL SEAT EDGE

Reduces pressure at the back of your knees, contributing to good blood flow.



## N CONTOURED CUSHION

Supports the body effectively, allowing you to sit longer without discomfort.



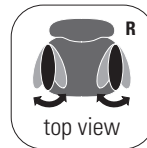
## P VIBRATING SEAT & BACK

Soothing effect contributes to your relaxation during work breaks.



## Q WIDTH ADJUSTABLE ARMS

Allows outward movement of armrests to match shoulder breadth. Ensures armrests properly support forearms, reducing muscular efforts in neck and shoulders.



## R ARM ROTATION

Rotate armcaps to support your forearms in various positions. Reduces muscular effort in neck and shoulders minimizing risk of pain.



## S CENTER TILT

Chair tilts from a pivot point under the center of the seat allowing you to rock. When your feet are well supported, blood flow is enhanced.



## U SOFT DESCENT PNEUMATIC LIFT

Gently and gradually lowering the seat helps you easily select proper seat height without causing a jerking motion.



## V LUMBAR DEPTH ADJUSTMENT

Increase or decrease curvature of the back to match the profile of your lower back. Enhances comfort and support in the lower lumbar area.

## MAXIMIZING YOUR ERGONOMIC SEATING

- Always select a chair that is designed for the type of work you perform and make certain the chair is comfortable for the length of time spent using it.
- Ensure that the seat and back cushions are contoured to fit your body, which will help eliminate pressure points.
- An ergonomically designed chair should allow changing positions easily.
- As you work, reposition yourself throughout the day to reduce strain and stress on specific muscle groups. If you change job functions, adjust your chair to fit the new task.
- Proper ergonomic seating should help eliminate many of the work related injuries that result from poor posture and poorly designed chairs.

## TASK



### ADJUSTMENTS

- (2) Pneumatic seat height
- (8) Manual seat depth
- Back/lumbar height \*\*
- Swivel

## POSTURE TASK



### ADJUSTMENTS

- (2) Pneumatic seat height
- (3) Back angle
- (6) Back/lumbar height \*\*
- Seat depth \*
- Swivel

### NOTES

- \* Select models only.
- \*\* Ratchet back height adjustment on select models.
- Mechanisms shown are generic depictions and may differ from one chair to another.

## TILTER



### ADJUSTMENTS

- (1) Tilt tension
- (2) Pneumatic seat height
- (9) Multiple position tilt lock \*
- Center tilt action
- Swivel

## MULTI-TILTER



### ADJUSTMENTS

- (1) Tilt tension
- (2) Pneumatic seat height
- (3) Back angle adjustment
- (4) Seat angle
- (8) Sliding seat depth adjustment (MD)
- (9) Infinite position tilt lock
- Back/lumbar height \*\*
- Center tilt action
- Swivel

## SYNCHRO-TILTER



### ADJUSTMENTS

- (1) Tilt tension
- (2) Pneumatic seat height
- (9) Multiple position tilt lock/ synchro tilt action
- Anti kick back
- Back/lumbar height \*\*
- Swivel

## OPERATOR



### ADJUSTMENTS

- (2) Pneumatic seat height
- (3) Back angle \*(free float/lock)
- (4) Seat angle \*(free float/lock)
- Back/lumbar height \*\*
- With single lever operator mechanism, seat and back angle are controlled using lever 4 \*
- Swivel

ADAPT



model MVL11724

model MVL11725

STANDARD FEATURES

- Canadian made synchro-tilter chairs with a slim mesh back and upholstered seat.
- MVL11724 is standard with height adjustable arms (3D), soft self-skinned urethane (SSU) armcaps that slide forward/backward, and also features width adjustable arm extensions to allow the arms to move away from the seat by 2" on each side for additional space.
- MVL11725 is standard with fixed open loop arms, ideal for management or conference rooms.
- Black frame with a Black 5-prong, injection molded fiberglass reinforced nylon base with dual wheel carpet casters (C1).
- Air flow mesh back is available in Black only.
- Seat can be upholstered in Luxhide bonded leather, in various colours or in all Global grade 1 seating textiles (see page 134)
- Limited Warranty (5-year exceptions apply - see page 138).
- Weight capacity for this series is 300 lbs.

CHAIR ADJUSTMENTS





- Synchro tilt upright position tilt lock.
- Tilt tension adjustment.
- Height adjustable and flexible lumbar support
- Pneumatic seat height adjustment.

OPTIONAL FEATURES

- For hard surface flooring casters, please specify (C1R). Add \$21/set.

ALTERNATE TEXTILE OPTIONS

- Graded-in textiles are available. No minimum quantities. Contact Customer Service for pricing.

DESCRIPTION	MODEL# / FEATURES	List price								
 <p><b>High Back Synchro-Tilter, Mesh Back and Uph Seat</b> Unit weight: 36 LB   16.4 KG Carton weight: 48 LB   21.77 KG Carton volume: 10.5 FT³   0.29 MT³</p>	<p><b>MVL11724</b> with height adjustable arms</p>	649								
	<p>Ergonomic features: A, B, C, D, H, L, M, N, Q</p>	<p>RTA 2</p>	<p>courier</p>	<p>1 per carton</p>						
		OVERALL DIMENSIONS			SEAT DIMENSIONS			BACK DIMENSIONS		
		W	D	H	W	D	H	W	H	
		IN 24.75 MM 629	24 610	41.5 1054	20 508	18.5 470	17-22.5 432-572	15.5 394	21.5 546	
 <p><b>High Back Synchro-Tilter, Mesh Back and Uph Seat</b> Unit weight: 34.5 LB   15.7 KG Carton weight: 46.5 LB   21.09 KG Carton volume: 10.5 FT³   0.29 MT³</p>	<p><b>MVL11725</b> with fixed arms</p>	649								
	<p>Ergonomic features: A, B, C, D, L, M, N</p>	<p>RTA 2</p>	<p>courier</p>	<p>1 per carton</p>						
		OVERALL DIMENSIONS			SEAT DIMENSIONS			BACK DIMENSIONS		
		W	D	H	W	D	H	W	H	
		IN 24.5 MM 622	24 610	41.5 1054	20 508	18.5 470	17-22.5 432-572	15.5 394	21.5 546	



ALTONA



model OTG11616B

STANDARD FEATURES



- Altona offers comfort and generous proportions at an affordable price.
- Durable nylon arms are standard.
- Dual wheel carpet casters (C65) are standard.
- Seating surfaces are upholstered in Black Luxhide bonded leather (PU30/BL20).
- Compliant with the emissions guidelines set by the GREENGUARD Environmental Institute.
- Limited Warranty (2-year exceptions apply - see page 138).
- Weight capacity for this series is 300 lbs.

CHAIR ADJUSTMENTS

- Tilter mechanism with upright position tilt lock.
- Tilt tension adjustment.
- Pneumatic seat height adjustment.

OPTIONAL FEATURES

- Hard surface flooring casters (**C65R**) can be purchased separately. Add \$96/set.

DESCRIPTION	MODEL# / FEATURES	List price																															
 <p><b>High Back Tilter</b> Unit weight: 38 LB   17.23 KG Carton weight: 38 LB   17.24 KG Carton volume: 4.56 FT³   0.12 MT³</p>	<p><b>OTG11616B</b> Black Luxhide leather</p> <p>Ergonomic features: A, B, C, M, N, S</p>	<p><b>OVERALL DIMENSIONS</b></p> <table border="1"> <tr> <th>W</th> <th>D</th> <th>H</th> </tr> <tr> <td>IN 24</td> <td>26.5</td> <td>41</td> </tr> <tr> <td>MM 610</td> <td>673</td> <td>1041</td> </tr> </table>			W	D	H	IN 24	26.5	41	MM 610	673	1041	<p><b>SEAT DIMENSIONS</b></p> <table border="1"> <tr> <th>W</th> <th>D</th> <th>H</th> </tr> <tr> <td>IN 20</td> <td>19</td> <td>16.5-20.5</td> </tr> <tr> <td>MM 508</td> <td>483</td> <td>419-521</td> </tr> </table>			W	D	H	IN 20	19	16.5-20.5	MM 508	483	419-521	<p><b>BACK DIMENSIONS</b></p> <table border="1"> <tr> <th>W</th> <th>H</th> </tr> <tr> <td>IN 20.5</td> <td>23</td> </tr> <tr> <td>MM 521</td> <td>584</td> </tr> </table>		W	H	IN 20.5	23	MM 521	584
		W	D	H																													
IN 24	26.5	41																															
MM 610	673	1041																															
W	D	H																															
IN 20	19	16.5-20.5																															
MM 508	483	419-521																															
W	H																																
IN 20.5	23																																
MM 521	584																																
		<p>RTA 8</p>	<p>courier</p>	<p>1 per carton</p>																													

AMIRA



model OTG13020

STANDARD FEATURES



- Mesh back and upholstered seat tilter chair.
- Soft sculpted frame design.
- Fixed loop arms.
- Black base with dual wheel carpet casters (C65) is standard.
- Seat can be upholstered in Black polyester with Black mesh back (**BLK**) or in Blue polyester with Blue/Grey mesh back (**BLU**).
- Compliant with the emissions guidelines set by the GREENGUARD Environmental Institute.
- Limited Warranty (2-year exceptions apply - see page 138).
- Weight capacity for this series is 300 lbs.

CHAIR ADJUSTMENTS

- Center tilt with upright position tilt lock.
- Tilt tension adjustment.
- Pneumatic seat height adjustment.

OPTIONAL FEATURES

- Hard surface flooring casters (**C65R**) can be purchased separately. Add \$96/set.

DESCRIPTION	MODEL# / FEATURES	List price																															
 <p><b>Medium Mesh Back Tilter</b> Unit weight: 26 LB   11.8 KG Carton weight: 31 LB   14.06 KG Carton volume: 4.6 FT³   0.13 MT³</p>	<p><b>OTG13020</b></p> <p>Ergonomic features: A, B, C, M, N, S</p>	<p><b>OVERALL DIMENSIONS</b></p> <table border="1"> <tr> <th>W</th> <th>D</th> <th>H</th> </tr> <tr> <td>IN 23.5</td> <td>25</td> <td>40.5</td> </tr> <tr> <td>MM 597</td> <td>635</td> <td>1029</td> </tr> </table>			W	D	H	IN 23.5	25	40.5	MM 597	635	1029	<p><b>SEAT DIMENSIONS</b></p> <table border="1"> <tr> <th>W</th> <th>D</th> <th>H</th> </tr> <tr> <td>IN 20.5</td> <td>18</td> <td>17-21</td> </tr> <tr> <td>MM 521</td> <td>457</td> <td>432-533</td> </tr> </table>			W	D	H	IN 20.5	18	17-21	MM 521	457	432-533	<p><b>BACK DIMENSIONS</b></p> <table border="1"> <tr> <th>W</th> <th>H</th> </tr> <tr> <td>IN 18.5</td> <td>21</td> </tr> <tr> <td>MM 470</td> <td>533</td> </tr> </table>		W	H	IN 18.5	21	MM 470	533
		W	D	H																													
IN 23.5	25	40.5																															
MM 597	635	1029																															
W	D	H																															
IN 20.5	18	17-21																															
MM 521	457	432-533																															
W	H																																
IN 18.5	21																																
MM 470	533																																
		<p>RTA 8</p>	<p>courier</p>	<p>1 per carton</p>																													

**ANNAPOLIS**



model MVL2732

**STANDARD FEATURES**





- Simple function, great price.
- Canadian made.
- Durable nylon arms are standard.
- Dual wheel carpet casters (C65) are standard.
- MVL2732 and MVL2732-9 seating surfaces can be upholstered in Luxhide bonded leather, in various colours (see page 134).
- MVL2733 and MVL2733-9 can be upholstered in all Global grade 1 seating textiles (see page 134).
- Compliant with the emissions guidelines set by the GREENGUARD Environmental Institute.
- Limited Warranty (5-year exceptions apply - see page 138).
- Weight capacity for this series is 300 lbs.

**CHAIR ADJUSTMENTS**

- Tilter mechanism with upright tilt lock.
- Tilt tension adjustment.
- Pneumatic seat height adjustment.

**OPTIONAL FEATURES**

- For hard surface flooring casters, please specify (C65R). Add \$21/set.

DESCRIPTION	MODEL# / FEATURES																																				
 <p><b>High Back Tilter - Assembled</b> Unit weight: 36 LB   16.4 KG Carton weight: 40 LB   18.14 KG Carton volume: 11.75 FT<sup>3</sup>   0.33 MT<sup>3</sup></p>	<p>List price</p> <p><b>MVL2732</b> 409 Luxhide bonded leather</p>																																				
	<table border="1"> <thead> <tr> <th rowspan="2"></th> <th colspan="3">OVERALL DIMENSIONS</th> <th colspan="3">SEAT DIMENSIONS</th> <th colspan="2">BACK DIMENSIONS</th> </tr> <tr> <th>W</th> <th>D</th> <th>H</th> <th>W</th> <th>D</th> <th>H</th> <th>W</th> <th>H</th> </tr> </thead> <tbody> <tr> <td>IN</td> <td>25.5</td> <td>28</td> <td>43</td> <td>20.5</td> <td>19.5</td> <td>16-20</td> <td>20.5</td> <td>24</td> </tr> <tr> <td>MM</td> <td>648</td> <td>711</td> <td>1092</td> <td>521</td> <td>495</td> <td>406-508</td> <td>521</td> <td>610</td> </tr> </tbody> </table>		OVERALL DIMENSIONS			SEAT DIMENSIONS			BACK DIMENSIONS		W	D	H	W	D	H	W	H	IN	25.5	28	43	20.5	19.5	16-20	20.5	24	MM	648	711	1092	521	495	406-508	521	610	
			OVERALL DIMENSIONS			SEAT DIMENSIONS			BACK DIMENSIONS																												
		W	D	H	W	D	H	W	H																												
IN	25.5	28	43	20.5	19.5	16-20	20.5	24																													
MM	648	711	1092	521	495	406-508	521	610																													
<p>Ergonomic features: A, B, C, M, N, S</p> <p>RTA 1 1 per carton</p> <p>CANADA GREENGUARD</p>																																					
	<p>List price</p> <p><b>MVL2732-9</b> 409 Luxhide bonded leather</p>																																				
 <p><b>High Back Tilter - Condensed Packaging</b> Unit weight: 36 LB   16.4 KG Carton weight: 40 LB   18.14 KG Carton volume: 6 FT<sup>3</sup>   0.16 MT<sup>3</sup></p>	<p>Ergonomic features: A, B, C, M, N, S</p> <p>RTA 8 courier 1 per carton</p> <p>CANADA GREENGUARD</p>																																				
	 <p><b>High Back Tilter - Assembled</b> Unit weight: 36 LB   16.4 KG Carton weight: 40 LB   18.14 KG Carton volume: 11.75 FT<sup>3</sup>   0.33 MT<sup>3</sup></p>	<p>List price</p> <p><b>MVL2733</b> 409 Fabric</p>																																			
		<table border="1"> <thead> <tr> <th rowspan="2"></th> <th colspan="3">OVERALL DIMENSIONS</th> <th colspan="3">SEAT DIMENSIONS</th> <th colspan="2">BACK DIMENSIONS</th> </tr> <tr> <th>W</th> <th>D</th> <th>H</th> <th>W</th> <th>D</th> <th>H</th> <th>W</th> <th>H</th> </tr> </thead> <tbody> <tr> <td>IN</td> <td>25.5</td> <td>28</td> <td>43</td> <td>20.5</td> <td>19.5</td> <td>16-20</td> <td>20.5</td> <td>24</td> </tr> <tr> <td>MM</td> <td>648</td> <td>711</td> <td>1092</td> <td>521</td> <td>495</td> <td>406-508</td> <td>521</td> <td>610</td> </tr> </tbody> </table>		OVERALL DIMENSIONS			SEAT DIMENSIONS			BACK DIMENSIONS		W	D	H	W	D	H	W	H	IN	25.5	28	43	20.5	19.5	16-20	20.5	24	MM	648	711	1092	521	495	406-508	521	610
				OVERALL DIMENSIONS			SEAT DIMENSIONS			BACK DIMENSIONS																											
W			D	H	W	D	H	W	H																												
IN	25.5	28	43	20.5	19.5	16-20	20.5	24																													
MM	648	711	1092	521	495	406-508	521	610																													
<p>Ergonomic features: A, B, C, M, N, S</p> <p>RTA 1 1 per carton</p> <p>CANADA GREENGUARD</p>																																					
	<p>List price</p> <p><b>MVL2733-9</b> 409 Fabric</p>																																				
 <p><b>High Back Tilter - Condensed Packaging</b> Unit weight: 36 LB   16.4 KG Carton weight: 40 LB   18.14 KG Carton volume: 6 FT<sup>3</sup>   0.16 MT<sup>3</sup></p>	<p>Ergonomic features: A, B, C, M, N, S</p> <p>RTA 8 courier 1 per carton</p> <p>CANADA GREENGUARD</p>																																				

## ARLO



**model MVL13085**  
shown with standard Black base and nylon glides



**model MVL13086**  
shown with optional aluminum base, Chrome finished cylinder and casters

### STANDARD FEATURES

- A contemporary lounge swivel seating series with a contoured back to provide optimal comfort.
- Two mechanisms available: task or tilter.
- Standard with Black 5-prong, injection molded, fiberglass reinforced nylon base with nylon glides.
- Can be upholstered in Luxhide bonded leather, in various colours or in all Global grade 1 seating textiles (see page 134).
- Compliant with the emissions guidelines set by the GREENGUARD Environmental Institute.
- Limited Warranty (5-year exceptions apply - see page 138).
- Weight capacity for this series is 300 lbs.

### CHAIR ADJUSTMENTS







- **Swivel task chair**
  - Pneumatic seat height adjustment.
  - 360° degree swivel.
- **Swivel tilter chair**
  - Center tilt with upright position tilt lock.
  - Pneumatic seat height adjustment.
  - 360° degree swivel.

### OPTIONAL FEATURES

- For carpet casters, please specify **(C1)**.
- For hard surface flooring casters, please specify **(C1R)**. Add \$21/set.
- For optional polished aluminum base with Chrome finished cylinder, please specify **(ALU)**. Add \$131.

### ALTERNATE TEXTILE OPTIONS

- Graded-in textiles are available. No minimum quantities. Contact Customer Service for pricing.

DESCRIPTION	MODEL# / FEATURES																																		
 <p><b>Swivel Lounge Task Chair</b> Unit weight: 32.5 LB   14.8 KG Carton weight: 43 LB   19.5 KG Carton volume: 19.5 FT³   0.55 MT³</p>	List price																																		
	<b>MVL13085</b>	995																																	
	<table border="1"> <thead> <tr> <th rowspan="2"></th> <th colspan="3">OVERALL DIMENSIONS</th> <th colspan="3">SEAT DIMENSIONS</th> <th colspan="2">BACK DIMENSIONS</th> </tr> <tr> <th>W</th> <th>D</th> <th>H</th> <th>W</th> <th>D</th> <th>H</th> <th>W</th> <th>H</th> </tr> </thead> <tbody> <tr> <td>IN</td> <td>25.5</td> <td>28</td> <td>37.37</td> <td>18</td> <td>18</td> <td>17-22.25</td> <td>20.5</td> <td>18.75</td> </tr> <tr> <td>MM</td> <td>648</td> <td>711</td> <td>949</td> <td>457</td> <td>457</td> <td>432-565</td> <td>521</td> <td>476</td> </tr> </tbody> </table> <p>Ergonomic features: C, M, N, U</p> <p><b>RTA 8</b> 1 per carton</p> <p> </p>		OVERALL DIMENSIONS			SEAT DIMENSIONS			BACK DIMENSIONS		W	D	H	W	D	H	W	H	IN	25.5	28	37.37	18	18	17-22.25	20.5	18.75	MM	648	711	949	457	457	432-565	521
	OVERALL DIMENSIONS			SEAT DIMENSIONS			BACK DIMENSIONS																												
	W	D	H	W	D	H	W	H																											
IN	25.5	28	37.37	18	18	17-22.25	20.5	18.75																											
MM	648	711	949	457	457	432-565	521	476																											
 <p><b>Swivel Lounge Tilter Chair</b> Unit weight: 34 LB   15.5 KG Carton weight: 46 LB   20.87 KG Carton volume: 19.5 FT³   0.55 MT³</p>	List price																																		
	<b>MVL13086</b>	1095																																	
	<table border="1"> <thead> <tr> <th rowspan="2"></th> <th colspan="3">OVERALL DIMENSIONS</th> <th colspan="3">SEAT DIMENSIONS</th> <th colspan="2">BACK DIMENSIONS</th> </tr> <tr> <th>W</th> <th>D</th> <th>H</th> <th>W</th> <th>D</th> <th>H</th> <th>W</th> <th>H</th> </tr> </thead> <tbody> <tr> <td>IN</td> <td>25.5</td> <td>27</td> <td>38.87</td> <td>18</td> <td>18</td> <td>17.5</td> <td>20.5</td> <td>18.75</td> </tr> <tr> <td>MM</td> <td>648</td> <td>686</td> <td>987</td> <td>457</td> <td>457</td> <td>445</td> <td>521</td> <td>476</td> </tr> </tbody> </table> <p>Ergonomic features: B, C, M, N, S, U</p> <p><b>RTA 8</b> 1 per carton</p> <p> </p>		OVERALL DIMENSIONS			SEAT DIMENSIONS			BACK DIMENSIONS		W	D	H	W	D	H	W	H	IN	25.5	27	38.87	18	18	17.5	20.5	18.75	MM	648	686	987	457	457	445	521
	OVERALL DIMENSIONS			SEAT DIMENSIONS			BACK DIMENSIONS																												
	W	D	H	W	D	H	W	H																											
IN	25.5	27	38.87	18	18	17.5	20.5	18.75																											
MM	648	686	987	457	457	445	521	476																											

**ASHMONT**



model MVL2780



model MVL2782

**STANDARD FEATURES**

- Canadian made.
- Soft deep cushions on seat and back offer plush comfort.
- Management chairs: Height adjustable T-arms with durable self-skinned urethane (SSU) armcaps.
- Guest chairs: Upholstered armcaps, oval steel tube frame and sled base.
- Dual wheel carpet casters (C65) are standard (except guest chairs).
- Seating surfaces can be upholstered in Luxhide bonded leather, in various colours or in all Global grade 1 seating textiles (see page 134).
- Compliant with the emissions guidelines set by the GREENGUARD Environmental Institute.
- Limited Warranty (5-year exceptions apply - see page 138).
- Weight capacity for this series is 300 lbs.

**MANAGEMENT CHAIR ADJUSTMENTS**

- Center tilt with upright position tilt lock.
- Tilt tension adjustment.
- Pneumatic seat height adjustment.

**OPTIONAL FEATURES**

- For hard surface flooring casters, please specify (C65R). Add \$21/set.

**DESCRIPTION MODEL# / FEATURES**



**HB Management Tilter w/Height Adjustable Arms**

Unit weight: 50 LB | 22.7 KG  
 Carton weight: 55 LB | 24.95 KG  
 Carton volume: 10.5 FT<sup>3</sup> | 0.29 MT<sup>3</sup>

MODEL# / FEATURES		List price					
<b>MVL2780</b>	Luxhide bonded leather or fabric	791					
OVERALL DIMENSIONS		SEAT DIMENSIONS			BACK DIMENSIONS		
W	D	H	W	D	H	W	H
IN 27	28	42	21	18	16-21	21	25
MM 686	711	1067	533	457	406-533	533	635
Ergonomic features:		RTA 8		courier		1 per carton	
A, B, C, H, M, N, S							



**MB Management Tilter w/Height Adjustable Arms**

Unit weight: 47 LB | 21.4 KG  
 Carton weight: 52 LB | 23.59 KG  
 Carton volume: 10.5 FT<sup>3</sup> | 0.29 MT<sup>3</sup>

MODEL# / FEATURES		List price					
<b>MVL2781</b>	Luxhide bonded leather or fabric	750					
OVERALL DIMENSIONS		SEAT DIMENSIONS			BACK DIMENSIONS		
W	D	H	W	D	H	W	H
IN 27	28	39	21	18	16-21	21	22
MM 686	711	991	533	457	406-533	533	559
Ergonomic features:		RTA 8		courier		1 per carton	
A, B, C, H, M, N, S							



**MB Guest Chair - Sled Base**

Unit weight: 33 LB | 15 KG  
 Carton weight: 38 LB | 17.24 KG  
 Carton volume: 8.5 FT<sup>3</sup> | 0.24 MT<sup>3</sup>

MODEL# / FEATURES		List price					
<b>MVL2782</b>	Luxhide bonded leather or fabric	564					
OVERALL DIMENSIONS		SEAT DIMENSIONS			BACK DIMENSIONS		
W	D	H	W	D	H	W	H
IN 24.5	25.5	36.5	21	18	17	21	18
MM 622	648	927	533	457	432	533	457
Ergonomic features:		RTA 8		courier		1 per carton	
M, N							

ASHTON



model OTG11858B

STANDARD FEATURES


- High back management and boardroom chair.
- Unique seat suspension and segmented cushions offer a very plush feel.
- Chrome arms with upholstered armrests.
- Chrome base.
- Dual wheel carpet casters (C65) are standard.
- Seating surfaces are upholstered in Black Luxhide bonded leather.
- Compliant with the emissions guidelines set by the GREENGUARD Environmental Institute.
- Limited Warranty (2-year exceptions apply - see page 138).
- Weight capacity for this series is 300 lbs.

CHAIR ADJUSTMENTS

- Center tilt with upright position tilt lock.
- Tilt tension adjustment.
- Pneumatic seat height adjustment.

OPTIONAL FEATURES

- Hard surface flooring casters (**C65R**) can be purchased separately. Add \$96/set.

DESCRIPTION	MODEL# / FEATURES																																			
	List price																																			
 <p><b>High Back Tilter</b>                      Unit weight: 44.83 LB   20.33 KG                      Carton weight: 44.83 LB   20.33 KG                      Carton volume: 5.76 FT³   0.16 MT³</p>	<p><b>OTG11858B</b></p> <p>Ergonomic features: A, B, C, M, N, S</p>	631																																		
		<table border="1"> <thead> <tr> <th rowspan="2"></th> <th colspan="3">OVERALL DIMENSIONS</th> <th colspan="3">SEAT DIMENSIONS</th> <th colspan="2">BACK DIMENSIONS</th> </tr> <tr> <th>W</th> <th>D</th> <th>H</th> <th>W</th> <th>D</th> <th>H</th> <th>W</th> <th>H</th> </tr> </thead> <tbody> <tr> <td>IN</td> <td>26</td> <td>25.5</td> <td>44.5</td> <td>21</td> <td>18</td> <td>18.5-22</td> <td>19.5</td> <td>24</td> </tr> <tr> <td>MM</td> <td>660</td> <td>648</td> <td>1130</td> <td>533</td> <td>457</td> <td>470-559</td> <td>495</td> <td>610</td> </tr> </tbody> </table>			OVERALL DIMENSIONS			SEAT DIMENSIONS			BACK DIMENSIONS		W	D	H	W	D	H	W	H	IN	26	25.5	44.5	21	18	18.5-22	19.5	24	MM	660	648	1130	533	457	470-559
	OVERALL DIMENSIONS				SEAT DIMENSIONS			BACK DIMENSIONS																												
	W	D	H	W	D	H	W	H																												
IN	26	25.5	44.5	21	18	18.5-22	19.5	24																												
MM	660	648	1130	533	457	470-559	495	610																												



1 per carton



AVRO



model MVL3101



model MVL3123



model MVL3114



model MVL3107

Avro 350 Heavy Duty Chair



For Avro 350 heavy duty chair, see page 21.

STANDARD FEATURES

- Avro features improved ergonomics, custom support and a streamlined profile – the perfect balance between functionality and style.
- Ergonomic seating, Canadian made.
- Available with five different mechanism options: synchro-tilter, multi-tilter, tilter, task and weight sensing synchro-tilter. Height adjustable chairs available with task mechanism only.
- Standard with height adjustable arms with durable self-skinned urethane (SSU) armcaps (except armless models).
- Dual wheel carpet casters (C1) are standard on all models.
- Mesh back and mesh seat models can only be upholstered in Black mesh (MS69).
- Mesh back and upholstered seat models: Mesh back is available in Black (MS69), Natural (MS74) and Stone (MS71).
- Seats can be upholstered in Luxhide bonded leather (various colours) or in all Global grade 1 seating textiles (see page 134).
- Compliant with the emissions guidelines set by the GREENGUARD Environmental Institute.
- Limited Warranty (5-year exceptions apply - see page 138).
- Weight capacity for this series is 300 lbs.

OPTIONAL FEATURES

- For hard surface flooring casters, please specify (C9R). Add \$21/set.
- For optional polished aluminum base, please specify (ALU). Add \$131.
- For optional height and width adjustable T-arms with sliding, articulating armcaps, please specify (G1). Add \$72.

ALTERNATE TEXTILE OPTIONS

- Graded-in textiles are available. No minimum quantities. Contact Customer Service for pricing.

CHAIR ADJUSTMENTS

- **Synchro-tilter chairs**
  - Synchro tilt with multi position tilt lock.
  - Tilt tension adjustment.
  - Height and depth adjustable lumbar support.
  - Pneumatic seat height adjustment.
- **Multi-tilter chairs**
  - Infinite position tilt lock.
  - Tilt tension adjustment.
  - Independent back and seat angle adjustment.
  - Side activated sliding seat depth adjustment.
  - Height and depth adjustable lumbar support.
  - Pneumatic seat height adjustment.
- **Tilter chairs**
  - Center tilt with upright position tilt lock.
  - Tilt tension adjustment.
  - Height and depth adjustable lumbar support.
  - Pneumatic seat height adjustment.
- **Task chairs**
  - Manual bolt seat depth adjustment.
  - Height and depth adjustable lumbar support.
  - Pneumatic seat height adjustment.
- **Weight sensing synchro-tilter chairs**
  - Synchro tilt with multi position tilt lock.
  - Automatic tilt tension adjustment.
  - Side activated sliding seat depth adjustment.
  - Height and depth adjustable lumbar support.
  - Pneumatic seat height adjustment.
- **Height adjustable chairs**
  - Task mechanism.
  - Height and depth adjustable lumbar support.
  - Pneumatic seat height adjustment.
  - Height adjustable Chrome footrest.

DESCRIPTION MODEL# / FEATURES



**Synchro-Tilter, Mesh Back and Uph Seat**  
 Unit weight: 42 LB | 19.1 KG  
 Carton weight: 51 LB | 23.13 KG  
 Carton volume: 10.5 FT³ | 0.29 MT³

**MVL3101**  
 Luxhide bonded leather or fabric

List price

811

Ergonomic features:  
 A, B, C, D, H, L, M, N, V



1 per carton



	OVERALL DIMENSIONS			SEAT DIMENSIONS			BACK DIMENSIONS	
	W	D	H	W	D	H	W	H
IN	26	27	38.5	20	18.5	16.5-21.5	19.5	20
MM	660	686	978	508	470	419-546	495	508



**Multi-Tilter, Mesh Back and Uph Seat**  
 Unit weight: 47 LB | 21.4 KG  
 Carton weight: 56 LB | 25.4 KG  
 Carton volume: 10.5 FT³ | 0.29 MT³

**MVL3103**  
 Luxhide bonded leather or fabric

List price

875





















Ergonomic features:  
 A, B, C, D, E, F, G, H, M, N, S, V



1 per carton



	OVERALL DIMENSIONS			SEAT DIMENSIONS			BACK DIMENSIONS	
	W	D	H	W	D	H	W	H
IN	26	27	39.5	20	17.5-20.5	17.5-22.5	19.5	20
MM	660	686	1003	508	445-521	445-572	495	508

DESCRIPTION	MODEL# / FEATURES																																			
 <p><b>Tilter, Mesh Back and Uph Seat</b>                      Unit weight: 36 LB   16.4 KG                      Carton weight: 45 LB   20.41 KG                      Carton volume: 10.5 FT³   0.29 MT³</p>	List price																																			
	<b>MVL3104</b> Luxhide bonded leather or fabric																																			
	780																																			
	<table border="1"> <thead> <tr> <th rowspan="2"></th> <th colspan="3">OVERALL DIMENSIONS</th> <th colspan="3">SEAT DIMENSIONS</th> <th colspan="2">BACK DIMENSIONS</th> </tr> <tr> <th>W</th> <th>D</th> <th>H</th> <th>W</th> <th>D</th> <th>H</th> <th>W</th> <th>H</th> </tr> </thead> <tbody> <tr> <td>IN</td> <td>26</td> <td>27</td> <td>38</td> <td>20</td> <td>18.5</td> <td>16-21</td> <td>19.5</td> <td>20</td> </tr> <tr> <td>MM</td> <td>660</td> <td>686</td> <td>965</td> <td>508</td> <td>470</td> <td>406-533</td> <td>495</td> <td>508</td> </tr> </tbody> </table>		OVERALL DIMENSIONS			SEAT DIMENSIONS			BACK DIMENSIONS		W	D	H	W	D	H	W	H	IN	26	27	38	20	18.5	16-21	19.5	20	MM	660	686	965	508	470	406-533	495	508
			OVERALL DIMENSIONS			SEAT DIMENSIONS			BACK DIMENSIONS																											
W		D	H	W	D	H	W	H																												
IN	26	27	38	20	18.5	16-21	19.5	20																												
MM	660	686	965	508	470	406-533	495	508																												
Ergonomic features: A, B, C, D, H, M, N, S, V RTA 2  1 per carton  																																				
 <p><b>Task, Mesh Back and Uph Seat</b>                      Unit weight: 31 LB   14.1 KG                      Carton weight: 40 LB   18.14 KG                      Carton volume: 10.5 FT³   0.29 MT³</p>	List price																																			
	<b>MVL3106</b> Luxhide bonded leather or fabric																																			
	724																																			
	<table border="1"> <thead> <tr> <th rowspan="2"></th> <th colspan="3">OVERALL DIMENSIONS</th> <th colspan="3">SEAT DIMENSIONS</th> <th colspan="2">BACK DIMENSIONS</th> </tr> <tr> <th>W</th> <th>D</th> <th>H</th> <th>W</th> <th>D</th> <th>H</th> <th>W</th> <th>H</th> </tr> </thead> <tbody> <tr> <td>IN</td> <td>26</td> <td>27</td> <td>38</td> <td>20</td> <td>18.5</td> <td>16-21</td> <td>19.5</td> <td>20</td> </tr> <tr> <td>MM</td> <td>660</td> <td>686</td> <td>965</td> <td>508</td> <td>470</td> <td>406-533</td> <td>495</td> <td>508</td> </tr> </tbody> </table>		OVERALL DIMENSIONS			SEAT DIMENSIONS			BACK DIMENSIONS		W	D	H	W	D	H	W	H	IN	26	27	38	20	18.5	16-21	19.5	20	MM	660	686	965	508	470	406-533	495	508
			OVERALL DIMENSIONS			SEAT DIMENSIONS			BACK DIMENSIONS																											
W		D	H	W	D	H	W	H																												
IN	26	27	38	20	18.5	16-21	19.5	20																												
MM	660	686	965	508	470	406-533	495	508																												
Ergonomic features: C, D, E, H, M, N, V RTA 2  1 per carton  																																				
 <p><b>Armless Height Adjustable Chair, Mesh Back and Uph Seat</b>                      Unit weight: 30 LB   13.6 KG                      Carton weight: 39 LB   17.69 KG                      Carton volume: 10.5 FT³   0.29 MT³</p>	List price																																			
	<b>MVL3107</b> Luxhide bonded leather or fabric																																			
	844																																			
	<table border="1"> <thead> <tr> <th rowspan="2"></th> <th colspan="3">OVERALL DIMENSIONS</th> <th colspan="3">SEAT DIMENSIONS</th> <th colspan="2">BACK DIMENSIONS</th> </tr> <tr> <th>W</th> <th>D</th> <th>H</th> <th>W</th> <th>D</th> <th>H</th> <th>W</th> <th>H</th> </tr> </thead> <tbody> <tr> <td>IN</td> <td>20</td> <td>27</td> <td>48</td> <td>20</td> <td>18.5</td> <td>23-33</td> <td>19.5</td> <td>20</td> </tr> <tr> <td>MM</td> <td>508</td> <td>686</td> <td>1219</td> <td>508</td> <td>470</td> <td>584-838</td> <td>495</td> <td>508</td> </tr> </tbody> </table>		OVERALL DIMENSIONS			SEAT DIMENSIONS			BACK DIMENSIONS		W	D	H	W	D	H	W	H	IN	20	27	48	20	18.5	23-33	19.5	20	MM	508	686	1219	508	470	584-838	495	508
			OVERALL DIMENSIONS			SEAT DIMENSIONS			BACK DIMENSIONS																											
W		D	H	W	D	H	W	H																												
IN	20	27	48	20	18.5	23-33	19.5	20																												
MM	508	686	1219	508	470	584-838	495	508																												
Ergonomic features: C, D, M, N, V RTA 2  1 per carton  																																				
 <p><b>Weight Sensing Synchro-Tilter, Mesh Back and Uph Seat</b>                      Unit weight: 42 LB   19.1 KG                      Carton weight: 51 LB   23.13 KG                      Carton volume: 10.5 FT³   0.29 MT³</p>	List price																																			
	<b>MVL3108</b> Luxhide bonded leather or fabric																																			
	957																																			
	<table border="1"> <thead> <tr> <th rowspan="2"></th> <th colspan="3">OVERALL DIMENSIONS</th> <th colspan="3">SEAT DIMENSIONS</th> <th colspan="2">BACK DIMENSIONS</th> </tr> <tr> <th>W</th> <th>D</th> <th>H</th> <th>W</th> <th>D</th> <th>H</th> <th>W</th> <th>H</th> </tr> </thead> <tbody> <tr> <td>IN</td> <td>26</td> <td>27</td> <td>39</td> <td>20</td> <td>17.5-20.5</td> <td>16.5-21.5</td> <td>19.5</td> <td>20</td> </tr> <tr> <td>MM</td> <td>660</td> <td>686</td> <td>991</td> <td>508</td> <td>445-521</td> <td>419-546</td> <td>495</td> <td>508</td> </tr> </tbody> </table>		OVERALL DIMENSIONS			SEAT DIMENSIONS			BACK DIMENSIONS		W	D	H	W	D	H	W	H	IN	26	27	39	20	17.5-20.5	16.5-21.5	19.5	20	MM	660	686	991	508	445-521	419-546	495	508
			OVERALL DIMENSIONS			SEAT DIMENSIONS			BACK DIMENSIONS																											
W		D	H	W	D	H	W	H																												
IN	26	27	39	20	17.5-20.5	16.5-21.5	19.5	20																												
MM	660	686	991	508	445-521	419-546	495	508																												
Ergonomic features: A, B, C, D, E, H, L, M, N, V RTA 2  1 per carton  																																				
 <p><b>Height Adjustable Chair w/Arms, Mesh Back and Uph Seat</b>                      Unit weight: 36 LB   16.4 KG                      Carton weight: 45 LB   20.41 KG                      Carton volume: 10.5 FT³   0.29 MT³</p>	List price																																			
	<b>MVL3109</b> Luxhide bonded leather or fabric																																			
	924																																			
	<table border="1"> <thead> <tr> <th rowspan="2"></th> <th colspan="3">OVERALL DIMENSIONS</th> <th colspan="3">SEAT DIMENSIONS</th> <th colspan="2">BACK DIMENSIONS</th> </tr> <tr> <th>W</th> <th>D</th> <th>H</th> <th>W</th> <th>D</th> <th>H</th> <th>W</th> <th>H</th> </tr> </thead> <tbody> <tr> <td>IN</td> <td>26</td> <td>27</td> <td>48</td> <td>20</td> <td>18.5</td> <td>23-33</td> <td>19.5</td> <td>20</td> </tr> <tr> <td>MM</td> <td>660</td> <td>686</td> <td>1219</td> <td>508</td> <td>470</td> <td>584-838</td> <td>495</td> <td>508</td> </tr> </tbody> </table>		OVERALL DIMENSIONS			SEAT DIMENSIONS			BACK DIMENSIONS		W	D	H	W	D	H	W	H	IN	26	27	48	20	18.5	23-33	19.5	20	MM	660	686	1219	508	470	584-838	495	508
			OVERALL DIMENSIONS			SEAT DIMENSIONS			BACK DIMENSIONS																											
W		D	H	W	D	H	W	H																												
IN	26	27	48	20	18.5	23-33	19.5	20																												
MM	660	686	1219	508	470	584-838	495	508																												
Ergonomic features: C, D, H, M, N, V RTA 2  1 per carton  																																				

**DESCRIPTION MODEL# / FEATURES**



**Synchro-Tilter, Uph Back and Seat**  
 Unit weight: 43 LB | 19.5 KG  
 Carton weight: 52 LB | 23.59 KG  
 Carton volume: 10.5 FT³ | 0.29 MT³

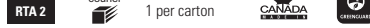
List price

**MVL3111**  
 Luxhide bonded leather or fabric

904

	OVERALL DIMENSIONS			SEAT DIMENSIONS			BACK DIMENSIONS	
	W	D	H	W	D	H	W	H
IN	26	27	38.5	20	18.5	16.5-21.5	19.5	20
MM	660	686	978	508	470	419-546	495	508

Ergonomic features:  
 A, B, C, D, H, L, M, N, V



**Multi-Tilter, Uph Back and Seat**  
 Unit weight: 48 LB | 21.8 KG  
 Carton weight: 57 LB | 25.85 KG  
 Carton volume: 10.5 FT³ | 0.29 MT³

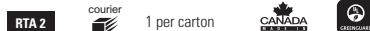
List price

**MVL3113**  
 Luxhide bonded leather or fabric

969

	OVERALL DIMENSIONS			SEAT DIMENSIONS			BACK DIMENSIONS	
	W	D	H	W	D	H	W	H
IN	26	27	39.5	20	17.5-20.5	17.5-22.5	19.5	20
MM	660	686	1003	508	445-521	445-572	495	508

Ergonomic features:  
 A, B, C, D, E, F, G, H, M, N, S, V



**Tilter, Uph Back and Seat**  
 Unit weight: 37 LB | 16.8 KG  
 Carton weight: 46 LB | 20.87 KG  
 Carton volume: 10.5 FT³ | 0.29 MT³

List price

**MVL3114**  
 Luxhide bonded leather or fabric

875

	OVERALL DIMENSIONS			SEAT DIMENSIONS			BACK DIMENSIONS	
	W	D	H	W	D	H	W	H
IN	26	27	38	20	18.5	16-21	19.5	20
MM	660	686	965	508	470	406-533	495	508

Ergonomic features:  
 A, B, C, D, H, M, N, S, V



**Task, Uph Back and Seat**  
 Unit weight: 32 LB | 14.5 KG  
 Carton weight: 41 LB | 18.6 KG  
 Carton volume: 10.5 FT³ | 0.29 MT³

List price

**MVL3116**  
 Luxhide bonded leather or fabric

817

	OVERALL DIMENSIONS			SEAT DIMENSIONS			BACK DIMENSIONS	
	W	D	H	W	D	H	W	H
IN	26	27	38	20	18.5	16-21	19.5	20
MM	660	686	965	508	470	406-533	495	508

Ergonomic features:  
 C, D, E, H, M, N, V



**Armless Height Adjustable Chair, Uph Back and Seat**  
 Unit weight: 31 LB | 14.1 KG  
 Carton weight: 40 LB | 18.14 KG  
 Carton volume: 10.5 FT³ | 0.29 MT³

List price

**MVL3117**  
 Luxhide bonded leather or fabric

938

	OVERALL DIMENSIONS			SEAT DIMENSIONS			BACK DIMENSIONS	
	W	D	H	W	D	H	W	H
IN	20	27	48	20	18.5	23-33	19.5	20
MM	508	686	1219	508	470	584-838	495	508

Ergonomic features:  
 C, D, M, N, V





DESCRIPTION MODEL# / FEATURES



**Weight Sensing Synchro-Tilter, Uph Back and Seat**  
 Unit weight: 43 LB | 19.5 KG  
 Carton weight: 52 LB | 23.59 KG  
 Carton volume: 10.5 FT³ | 0.29 MT³

List price								
<b>MVL3118</b> Luxhide bonded leather or fabric								
1049								
OVERALL DIMENSIONS			SEAT DIMENSIONS			BACK DIMENSIONS		
W	D	H	W	D	H	W	H	
IN 26	27	39	20	17.5-20.5	16.5-21.5	19.5	20	
MM 660	686	991	508	445-521	419-546	495	508	
Ergonomic features: A, B, C, D, E, H, L, M, N, V								
RTA 2			courier			1 per carton		
			CANADA			certified		



**Height Adjustable Chair w/Arms, Uph Back and Seat**  
 Unit weight: 37 LB | 16.8 KG  
 Carton weight: 46 LB | 20.87 KG  
 Carton volume: 10.5 FT³ | 0.29 MT³

List price								
<b>MVL3119</b> Luxhide bonded leather or fabric								
1020								
OVERALL DIMENSIONS			SEAT DIMENSIONS			BACK DIMENSIONS		
W	D	H	W	D	H	W	H	
IN 26	27	48	20	18.5	23-33	19.5	20	
MM 660	686	1219	508	470	584-838	495	508	
Ergonomic features: C, D, H, M, N, V								
RTA 2			courier			1 per carton		
			CANADA			certified		



**Synchro-Tilter, Mesh Back and Seat**  
 Unit weight: 43 LB | 19.5 KG  
 Carton weight: 52 LB | 23.59 KG  
 Carton volume: 10.5 FT³ | 0.29 MT³

List price								
<b>MVL3121</b> Black mesh								
866								
OVERALL DIMENSIONS			SEAT DIMENSIONS			BACK DIMENSIONS		
W	D	H	W	D	H	W	H	
IN 26	27	38.5	20	18.5	16.5-21.5	19.5	20	
MM 660	686	978	508	470	419-546	495	508	
Ergonomic features: A, B, C, D, H, L, M, V								
RTA 2			courier			1 per carton		
			ENGINEERED TESTER ASSEMBLED CINCO TESTE MONTE			certified		



**Multi-Tilter, Mesh Back and Seat**  
 Unit weight: 48 LB | 21.8 KG  
 Carton weight: 57 LB | 25.85 KG  
 Carton volume: 10.5 FT³ | 0.29 MT³

List price								
<b>MVL3123</b> Black mesh								
930								
OVERALL DIMENSIONS			SEAT DIMENSIONS			BACK DIMENSIONS		
W	D	H	W	D	H	W	H	
IN 26	27	39.5	20	17.5-20.5	17.5-22.5	19.5	20	
MM 660	686	1003	508	445-521	445-572	495	508	
Ergonomic features: A, B, C, D, E, F, G, H, M, S, V								
RTA 2			courier			1 per carton		
			ENGINEERED TESTER ASSEMBLED CINCO TESTE MONTE			certified		



**Tilter, Mesh Back and Seat**  
 Unit weight: 37 LB | 16.8 KG  
 Carton weight: 46 LB | 20.87 KG  
 Carton volume: 10.5 FT³ | 0.29 MT³

List price								
<b>MVL3124</b> Black mesh								
835								
OVERALL DIMENSIONS			SEAT DIMENSIONS			BACK DIMENSIONS		
W	D	H	W	D	H	W	H	
IN 26	27	38	20	18.5	16-21	19.5	20	
MM 660	686	965	508	470	406-533	495	508	
Ergonomic features: A, B, C, D, H, M, S, V								
RTA 2			courier			1 per carton		
			ENGINEERED TESTER ASSEMBLED CINCO TESTE MONTE			certified		

DESCRIPTION

MODEL# / FEATURES



**Task, Mesh Back and Seat**

Unit weight: 32 LB | 14.5 KG  
 Carton weight: 41 LB | 18.6 KG  
 Carton volume: 10.5 FT³ | 0.29 MT³

**MVL3126**  
 Black mesh

List price

779

	OVERALL DIMENSIONS			SEAT DIMENSIONS			BACK DIMENSIONS	
	W	D	H	W	D	H	W	H
IN	26	27	38	20	18.5	16-21	19.5	20
MM	660	686	965	508	470	406-533	495	508

Ergonomic features:  
 C, D, E, H, M, V



1 per carton



**Armless Height Adjustable Chair, Mesh Back and Seat**

Unit weight: 31 LB | 14.1 KG  
 Carton weight: 40 LB | 18.1 KG  
 Carton volume: 10.5 FT³ | 0.29 MT³

**MVL3127**  
 Black mesh

List price

899

	OVERALL DIMENSIONS			SEAT DIMENSIONS			BACK DIMENSIONS	
	W	D	H	W	D	H	W	H
IN	20	27	48	20	18.5	23-33	19.5	20
MM	508	686	1219	508	470	584-838	495	508

Ergonomic features:  
 C, D, M, V



1 per carton



**Weight Sensing Synchro-Tilter, Mesh Back and Seat**

Unit weight: 43 LB | 19.5 KG  
 Carton weight: 52 LB | 23.59 KG  
 Carton volume: 10.5 FT³ | 0.29 MT³

**MVL3128**  
 Black mesh

List price

1012

	OVERALL DIMENSIONS			SEAT DIMENSIONS			BACK DIMENSIONS	
	W	D	H	W	D	H	W	H
IN	26	27	39	20	17.5-20.5	16.5-21.5	19.5	20
MM	660	686	991	508	445-521	419-546	495	508

Ergonomic features:  
 A, B, C, D, E, H, L, M, V



1 per carton



**Height Adjustable Chair w/Arms, Mesh Back and Seat**

Unit weight: 37 LB | 16.8 KG  
 Carton weight: 46 LB | 20.87 KG  
 Carton volume: 10.5 FT³ | 0.29 MT³

**MVL3129**  
 Black mesh

List price

979

	OVERALL DIMENSIONS			SEAT DIMENSIONS			BACK DIMENSIONS	
	W	D	H	W	D	H	W	H
IN	26	27	48	20	18.5	23-33	19.5	20
MM	660	686	1219	508	470	584-838	495	508

Ergonomic features:  
 C, D, H, M, V



1 per carton



AVRO 350



model MVL11716

STANDARD FEATURES

- Canadian made seating specifically intended for users of above average height and/or weight.
- High comfort seat made from Ultracell high density, high resilient foam.
- Breathable mesh back.
- Standard with height and width adjustable arms with sliding, rotating and lockable armcaps.
- Width adjustable arm extensions are standard and allow the arms to move away from the seat by 2" on each side for additional space.
- Black frame with a Black heavy duty 5-prong, injection molded fiberglass reinforced nylon base.
- Dual wheel carpet casters (C65) are standard.
- Mesh back is available in Black (MS69), Natural (MS74) and Stone (MS71).
- Seat can be upholstered in Luxhide bonded leather (various colours) or in all Global grade 1 seating textiles (see page 134).
- Limited Warranty (5-year exceptions apply - see page 138).
- Textile or upholstery material on these products must exceed 100,000 double rubs for the textile portion of the warranty to apply.
- Weight capacity for this series is 350 lbs.

CHAIR ADJUSTMENTS



- Multi-tilter mechanism with infinite position tilt lock.
- Infinite position back and seat angle adjustments, including forward tilt.
- Tilt tension adjustment.
- Side activated sliding seat depth adjustment.
- Height and depth adjustable lumbar support.
- Pneumatic seat height adjustment.

ALTERNATE TEXTILE OPTIONS

- Graded-in textiles are available (seat only). No minimum quantities. Contact Customer Service for pricing.

OPTIONAL FEATURES

- For hard surface flooring casters, please specify (C65R). Add \$21/set.

DESCRIPTION	MODEL# / FEATURES		List price																																		
	 <p><b>Mesh High Back Heavy Duty Multi-Tilter</b> Unit weight: 53.5 LB   24.3 KG Carton weight: 66 LB   29.94 KG Carton volume: 11.75 FT³   0.33 MT³</p>	<p><b>MVL11716</b> Luxhide bonded leather or fabric)</p>	1095																																		
<table border="1"> <thead> <tr> <th rowspan="2"></th> <th colspan="3">OVERALL DIMENSIONS</th> <th colspan="3">SEAT DIMENSIONS</th> <th colspan="2">BACK DIMENSIONS</th> </tr> <tr> <th>W</th> <th>D</th> <th>H</th> <th>W</th> <th>D</th> <th>H</th> <th>W</th> <th>H</th> </tr> </thead> <tbody> <tr> <td>IN</td> <td>26</td> <td>25</td> <td>40.5</td> <td>21.5</td> <td>16.5-18.5</td> <td>18.5-22.5</td> <td>20</td> <td>20</td> </tr> <tr> <td>MM</td> <td>660</td> <td>635</td> <td>1029</td> <td>546</td> <td>419-470</td> <td>470-572</td> <td>508</td> <td>508</td> </tr> </tbody> </table>				OVERALL DIMENSIONS			SEAT DIMENSIONS			BACK DIMENSIONS		W	D	H	W	D	H	W	H	IN	26	25	40.5	21.5	16.5-18.5	18.5-22.5	20	20	MM	660	635	1029	546	419-470	470-572	508	508
	OVERALL DIMENSIONS			SEAT DIMENSIONS			BACK DIMENSIONS																														
	W	D	H	W	D	H	W	H																													
IN	26	25	40.5	21.5	16.5-18.5	18.5-22.5	20	20																													
MM	660	635	1029	546	419-470	470-572	508	508																													
<p>Ergonomic features: A, B, C, D, E, F, G, H, M, N, Q, R, S, V</p>		<p><b>RTA 2</b></p>	1 per carton																																		

BETA



model MVL2729



model MVL2718

STANDARD FEATURES

- Posture task chairs. Canadian made.
- Generous size seat and back, fully upholstered.
- Standard with height adjustable T-arms with durable self-skinned urethane (SSU) armcaps (except armless models).
- Height adjustable chairs are equipped with an adjustable Chrome footrest.
- Dual wheel carpet casters (C65) are standard.
- Can be upholstered in all Global grade 1 seating textiles with the exception of Luxhide (see page 134).
- Compliant with the emissions guidelines set by the GREENGUARD Environmental Institute.
- Limited Warranty (5-year exceptions apply - see page 138).
- Weight capacity for this series is 300 lbs.

CHAIR ADJUSTMENTS

- Infinite back angle and back height adjustment.
- Pneumatic seat height adjustment.

OPTIONAL FEATURES

- For hard surface flooring casters, please specify (C65R). Add \$21/set.
- Bantam is a durable, bleach cleanable (9:1) vinyl, but due to the stiff nature of the textile, this vinyl is prone to bunching and will not upholster as smoothly as other coverings in this series.

DESCRIPTION

MODEL# / FEATURES



Height Adjustable Armless Posture Task

Unit weight: 41 LB | 18.6 KG  
 Carton weight: 46 LB | 20.87 KG  
 Carton volume: 6.75 FT³ | 0.19 MT³

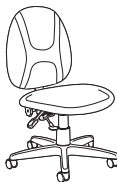
MODEL# / FEATURES		List price					
MVL2718		589					
OVERALL DIMENSIONS			SEAT DIMENSIONS			BACK DIMENSIONS	
W	D	H	W	D	H	W	H
IN 20.5	23.5	44	20.5	16.5	22-30	18.5	16-19
MM 521	597	1118	521	419	559-762	470	406-483
Ergonomic features:		RTA 2	courier	1 per carton	CANADA	GREENGUARD	
C, D, G, M, N							



Height Adjustable Posture Task w/Arms

Unit weight: 46 LB | 20.9 KG  
 Carton weight: 51 LB | 23.13 KG  
 Carton volume: 6.75 FT³ | 0.19 MT³

MODEL# / FEATURES		List price					
MVL2719		688					
OVERALL DIMENSIONS			SEAT DIMENSIONS			BACK DIMENSIONS	
W	D	H	W	D	H	W	H
IN 24.5	23.5	44	20.5	16.5	22-30	18.5	16-19
MM 622	597	1118	521	419	559-762	470	406-483
Ergonomic features:		RTA 2	courier	1 per carton	CANADA	GREENGUARD	
C, D, G, H, M, N							



Armless Posture Task

Unit weight: 27 LB | 12.3 KG  
 Carton weight: 31 LB | 14.06 KG  
 Carton volume: 4.9 FT³ | 0.13 MT³


MODEL# / FEATURES		List price					
MVL2728		381					
OVERALL DIMENSIONS			SEAT DIMENSIONS			BACK DIMENSIONS	
W	D	H	W	D	H	W	H
IN 20.5	22	38.5	20.5	17	16.5-21.5	18.5	16-20
MM 521	559	978	521	432	419-546	470	406-508
Ergonomic features:		RTA 2	courier	1 per carton	CANADA	GREENGUARD	
C, D, G, M, N							







Posture Task w/Arms



Unit weight: 33 LB | 15 KG  
 Carton weight: 38 LB | 17.24 KG  
 Carton volume: 6.75 FT³ | 0.19 MT³



MODEL# / FEATURES		List price					
MVL2729		482					
OVERALL DIMENSIONS			SEAT DIMENSIONS			BACK DIMENSIONS	
W	D	H	W	D	H	W	H
IN 24	22	38.5	20.5	17	16.5-21.5	18.5	16-20
MM 610	559	978	521	432	419-546	470	406-508
Ergonomic features:		RTA 2	courier	1 per carton	CANADA	GREENGUARD	
C, D, G, H, M, N							

DESCRIPTION	MODEL# / FEATURES																																
 <p><b>Height Adjustable T-Arms - 1 pair</b>                      Unit weight: 8 LB   3.6 KG                      Carton weight: 10 LB   4.54 KG                      Carton volume: 1.3 FT³   0.03 MT³</p>		List price																															
	<b>MVL2784</b>	119																															
	<table border="1"> <thead> <tr> <th colspan="3">OVERALL DIMENSIONS</th> <th colspan="3">SEAT DIMENSIONS</th> <th colspan="2">BACK DIMENSIONS</th> </tr> <tr> <th>W</th> <th>D</th> <th>H</th> <th>W</th> <th>D</th> <th>H</th> <th>W</th> <th>H</th> </tr> </thead> <tbody> <tr> <td>IN 3</td> <td>10</td> <td>12</td> <td>-</td> <td>-</td> <td>-</td> <td>-</td> <td>-</td> </tr> <tr> <td>MM 76</td> <td>254</td> <td>305</td> <td>-</td> <td>-</td> <td>-</td> <td>-</td> <td>-</td> </tr> </tbody> </table>		OVERALL DIMENSIONS			SEAT DIMENSIONS			BACK DIMENSIONS		W	D	H	W	D	H	W	H	IN 3	10	12	-	-	-	-	-	MM 76	254	305	-	-	-	-
OVERALL DIMENSIONS			SEAT DIMENSIONS			BACK DIMENSIONS																											
W	D	H	W	D	H	W	H																										
IN 3	10	12	-	-	-	-	-																										
MM 76	254	305	-	-	-	-	-																										
<b>RTA 00</b> 1 pair per carton (pricing is for the pair, specifications are for one arm)																																	

DESCRIPTION	MODEL# / FEATURES																																
 <p><b>model OTG11510B</b></p>		List price																															
	<b>OTG11510B</b>	492																															
	<table border="1"> <thead> <tr> <th colspan="3">OVERALL DIMENSIONS</th> <th colspan="3">SEAT DIMENSIONS</th> <th colspan="2">BACK DIMENSIONS</th> </tr> <tr> <th>W</th> <th>D</th> <th>H</th> <th>W</th> <th>D</th> <th>H</th> <th>W</th> <th>H</th> </tr> </thead> <tbody> <tr> <td>IN 25</td> <td>21.5</td> <td>35.5</td> <td>19.5</td> <td>17</td> <td>17.5-21.5</td> <td>18</td> <td>16.5</td> </tr> <tr> <td>MM 635</td> <td>546</td> <td>902</td> <td>495</td> <td>432</td> <td>445-546</td> <td>457</td> <td>419</td> </tr> </tbody> </table>		OVERALL DIMENSIONS			SEAT DIMENSIONS			BACK DIMENSIONS		W	D	H	W	D	H	W	H	IN 25	21.5	35.5	19.5	17	17.5-21.5	18	16.5	MM 635	546	902	495	432	445-546	457
OVERALL DIMENSIONS			SEAT DIMENSIONS			BACK DIMENSIONS																											
W	D	H	W	D	H	W	H																										
IN 25	21.5	35.5	19.5	17	17.5-21.5	18	16.5																										
MM 635	546	902	495	432	445-546	457	419																										
Ergonomic features: A, B, C, H, M, N, S																																	
<b>RTA 8</b>  1 per carton		<b>CHAIR ADJUSTMENTS</b> <ul style="list-style-type: none"> <li>Center tilt with upright position tilt lock.</li> <li>Tilt tension adjustment.</li> <li>Pneumatic seat height adjustment.</li> </ul>																															
<b>STANDARD FEATURES</b> <ul style="list-style-type: none"> <li>Value priced mesh seating.</li> <li>Breathable mesh back.</li> <li>Scuff resistant arched base.</li> <li>Standard with height adjustable T-arms with durable self-skinned urethane (SSU) armcaps.</li> <li>Dual wheel carpet casters (C65) are standard.</li> <li>Only available in Black mesh fabric (MS20) seat with Black mesh back.</li> <li>Compliant with the emissions guidelines set by the GREENGUARD Environmental Institute.</li> <li>Limited Warranty (2-year exceptions apply - see page 138).</li> <li>Weight capacity for this series is 300 lbs.</li> </ul>		<b>OPTIONAL FEATURES</b> <ul style="list-style-type: none"> <li>Hard surface flooring casters (<b>C65R</b>) can be purchased separately. Add \$96/set.</li> </ul>																															

DESCRIPTION	MODEL# / FEATURES																																
 <p><b>Tilter, Mesh Back</b>                      Unit weight: 36 LB   16.32 KG                      Carton weight: 36 LB   16.33 KG                      Carton volume: 4.6 FT³   0.13 MT³</p>		List price																															
	<b>OTG11510B</b>	492																															
	<table border="1"> <thead> <tr> <th colspan="3">OVERALL DIMENSIONS</th> <th colspan="3">SEAT DIMENSIONS</th> <th colspan="2">BACK DIMENSIONS</th> </tr> <tr> <th>W</th> <th>D</th> <th>H</th> <th>W</th> <th>D</th> <th>H</th> <th>W</th> <th>H</th> </tr> </thead> <tbody> <tr> <td>IN 25</td> <td>21.5</td> <td>35.5</td> <td>19.5</td> <td>17</td> <td>17.5-21.5</td> <td>18</td> <td>16.5</td> </tr> <tr> <td>MM 635</td> <td>546</td> <td>902</td> <td>495</td> <td>432</td> <td>445-546</td> <td>457</td> <td>419</td> </tr> </tbody> </table>		OVERALL DIMENSIONS			SEAT DIMENSIONS			BACK DIMENSIONS		W	D	H	W	D	H	W	H	IN 25	21.5	35.5	19.5	17	17.5-21.5	18	16.5	MM 635	546	902	495	432	445-546	457
OVERALL DIMENSIONS			SEAT DIMENSIONS			BACK DIMENSIONS																											
W	D	H	W	D	H	W	H																										
IN 25	21.5	35.5	19.5	17	17.5-21.5	18	16.5																										
MM 635	546	902	495	432	445-546	457	419																										
Ergonomic features: A, B, C, H, M, N, S																																	
<b>RTA 8</b>  1 per carton		<b>CHAIR ADJUSTMENTS</b> <ul style="list-style-type: none"> <li>Center tilt with upright position tilt lock.</li> <li>Tilt tension adjustment.</li> <li>Pneumatic seat height adjustment.</li> </ul>																															
<b>STANDARD FEATURES</b> <ul style="list-style-type: none"> <li>High back management chair.</li> <li>High comfort design, Canadian made.</li> <li>Contoured seat and back with integrated headrest.</li> <li>Black arms and base.</li> <li>Loop arms with upholstered armcaps.</li> <li>Dual wheel carpet casters (C65) are standard.</li> <li>Seating surfaces can be upholstered in Luxhide bonded leather, in various colours (see page 134).</li> <li>Compliant with the emissions guidelines set by the GREENGUARD Environmental Institute.</li> </ul>		<b>OPTIONAL FEATURES</b> <ul style="list-style-type: none"> <li>For hard surface flooring casters, please specify (<b>C65R</b>). Add \$21/set.</li> </ul>																															

DESCRIPTION	MODEL# / FEATURES																																
 <p><b>model MVL2787</b></p>		List price																															
	<b>MVL2787</b>	798																															
	<table border="1"> <thead> <tr> <th colspan="3">OVERALL DIMENSIONS</th> <th colspan="3">SEAT DIMENSIONS</th> <th colspan="2">BACK DIMENSIONS</th> </tr> <tr> <th>W</th> <th>D</th> <th>H</th> <th>W</th> <th>D</th> <th>H</th> <th>W</th> <th>H</th> </tr> </thead> <tbody> <tr> <td>IN 26.5</td> <td>28</td> <td>44</td> <td>21.5</td> <td>20</td> <td>16-21</td> <td>20</td> <td>25.5</td> </tr> <tr> <td>MM 673</td> <td>711</td> <td>1118</td> <td>546</td> <td>508</td> <td>406-533</td> <td>508</td> <td>648</td> </tr> </tbody> </table>		OVERALL DIMENSIONS			SEAT DIMENSIONS			BACK DIMENSIONS		W	D	H	W	D	H	W	H	IN 26.5	28	44	21.5	20	16-21	20	25.5	MM 673	711	1118	546	508	406-533	508
OVERALL DIMENSIONS			SEAT DIMENSIONS			BACK DIMENSIONS																											
W	D	H	W	D	H	W	H																										
IN 26.5	28	44	21.5	20	16-21	20	25.5																										
MM 673	711	1118	546	508	406-533	508	648																										
Ergonomic features: A, B, C, M, N, S																																	
<b>RTA 8</b>  1 per carton		<b>CHAIR ADJUSTMENTS</b> <ul style="list-style-type: none"> <li>Center tilt with upright position tilt lock.</li> <li>Tilt tension adjustment.</li> <li>Pneumatic seat height adjustment.</li> </ul>																															
<b>STANDARD FEATURES</b> <ul style="list-style-type: none"> <li>High back management chair.</li> <li>High comfort design, Canadian made.</li> <li>Contoured seat and back with integrated headrest.</li> <li>Black arms and base.</li> <li>Loop arms with upholstered armcaps.</li> <li>Dual wheel carpet casters (C65) are standard.</li> <li>Seating surfaces can be upholstered in Luxhide bonded leather, in various colours (see page 134).</li> <li>Compliant with the emissions guidelines set by the GREENGUARD Environmental Institute.</li> </ul>		<b>OPTIONAL FEATURES</b> <ul style="list-style-type: none"> <li>For hard surface flooring casters, please specify (<b>C65R</b>). Add \$21/set.</li> </ul>																															

DESCRIPTION	MODEL# / FEATURES																																
 <p><b>High Back Tilter</b>                      Unit weight: 42 LB   19.1 KG                      Carton weight: 54 LB   24.49 KG                      Carton volume: 10.5 FT³   0.29 MT³</p>		List price																															
	<b>MVL2787</b>	798																															
	<table border="1"> <thead> <tr> <th colspan="3">OVERALL DIMENSIONS</th> <th colspan="3">SEAT DIMENSIONS</th> <th colspan="2">BACK DIMENSIONS</th> </tr> <tr> <th>W</th> <th>D</th> <th>H</th> <th>W</th> <th>D</th> <th>H</th> <th>W</th> <th>H</th> </tr> </thead> <tbody> <tr> <td>IN 26.5</td> <td>28</td> <td>44</td> <td>21.5</td> <td>20</td> <td>16-21</td> <td>20</td> <td>25.5</td> </tr> <tr> <td>MM 673</td> <td>711</td> <td>1118</td> <td>546</td> <td>508</td> <td>406-533</td> <td>508</td> <td>648</td> </tr> </tbody> </table>		OVERALL DIMENSIONS			SEAT DIMENSIONS			BACK DIMENSIONS		W	D	H	W	D	H	W	H	IN 26.5	28	44	21.5	20	16-21	20	25.5	MM 673	711	1118	546	508	406-533	508
OVERALL DIMENSIONS			SEAT DIMENSIONS			BACK DIMENSIONS																											
W	D	H	W	D	H	W	H																										
IN 26.5	28	44	21.5	20	16-21	20	25.5																										
MM 673	711	1118	546	508	406-533	508	648																										
Ergonomic features: A, B, C, M, N, S																																	
<b>RTA 8</b>  1 per carton		<b>CHAIR ADJUSTMENTS</b> <ul style="list-style-type: none"> <li>Center tilt with upright position tilt lock.</li> <li>Tilt tension adjustment.</li> <li>Pneumatic seat height adjustment.</li> </ul>																															
<b>STANDARD FEATURES</b> <ul style="list-style-type: none"> <li>High back management chair.</li> <li>High comfort design, Canadian made.</li> <li>Contoured seat and back with integrated headrest.</li> <li>Black arms and base.</li> <li>Loop arms with upholstered armcaps.</li> <li>Dual wheel carpet casters (C65) are standard.</li> <li>Seating surfaces can be upholstered in Luxhide bonded leather, in various colours (see page 134).</li> <li>Compliant with the emissions guidelines set by the GREENGUARD Environmental Institute.</li> </ul>		<b>OPTIONAL FEATURES</b> <ul style="list-style-type: none"> <li>For hard surface flooring casters, please specify (<b>C65R</b>). Add \$21/set.</li> </ul>																															

**BRIGHTON FX**



**model MVL11711**  
shown in Black and Blue (A19F)



**model MVL11712**  
shown in Black and Red (A18F)

**STANDARD FEATURES**

- High back tilter chair with a gaming-inspired aesthetic, suitable for management or conference rooms.
- High comfort design, Canadian made.
- Contoured seat and back with integrated headrest
- Fixed lopp arms with upholstered dual colourway armcaps.
- Black base with dual wheel carpet casters (C65) are standard.
- MVL11712 features a height adjustable and articulating headrest.
- Seating surfaces are upholstered in Luxhide bonded leather and vinyl in Black and Blue (A19F) or Black and Red (A18F).
- Limited Warranty (5-year exceptions apply - see page 138).
- Weight capacity for this series is 300 lbs.

**CHAIR ADJUSTMENTS**

- Center tilt with upright position tilt lock.
- Tilt tension adjustment.
- Pneumatic seat height adjustment.

**OPTIONAL FEATURES**

- For hard surface flooring casters, please specify (C65R). Add \$21/set.

**DESCRIPTION**

**MODEL# / FEATURES**



**High Back Tilter**  
Unit weight: 41.5 LB | 18.9 KG  
Carton weight: 54 LB | 24.49 KG  
Carton volume: 10.5 FT³ | 0.29 MT³

MODEL# / FEATURES		List price							
<b>MVL11711</b>		798							
OVERALL DIMENSIONS		SEAT DIMENSIONS			BACK DIMENSIONS				
W	D	H	W	D	H	W	H		
IN 26	26.5	44.75	22	19.5	18-23.5	18.5	24		
MM 660	673	1137	559	495	457-597	470	610		
Ergonomic features:		RTA 2		courier		1 per carton		CANADA	
A, B, C, M, N, S									



**High Back Tilter w/Headrest**  
Unit weight: 45 LB | 20.5 KG  
Carton weight: 58 LB | 26.31 KG  
Carton volume: 10.5 FT³ | 0.29 MT³

MODEL# / FEATURES		List price					
<b>MVL11712</b>		935					
OVERALL DIMENSIONS		SEAT DIMENSIONS			BACK DIMENSIONS		
W	D	H	W	D	H	W	H
IN 26	26.5	53.5	22	19.5	18	18.5	35.5
MM 660	673	1359	559	495	457	470	902
Ergonomic features:		RTA B		1 per carton		CANADA	
A, B, C, M, N, S							

CAMAN



model MVL11886



model MVL11888

STANDARD FEATURES

- Canadian made.
- Welded steel frame in Black finish.
- Fixed arms with self-skinned urethane (SSU) armcaps.
- Dual wheel carpet casters (C65) are standard (except guest chairs).
- Seating surfaces can be upholstered in Luxhide bonded leather, in various colours or in all Global grade 1 seating textiles (see page 134).
- Compliant with the emissions guidelines set by the GREENGUARD Environmental Institute.
- Limited Warranty (5-year exceptions apply - see page 138).
- Weight capacity for this series is 300 lbs.

TILT CHAIR ADJUSTMENTS



- Center tilt with upright position tilt lock
- Tilt tension adjustment.
- Pneumatic seat height adjustment.

OPTIONAL FEATURES

- For hard surface flooring casters, please specify (C65R). Add \$21/set.

ALTERNATE TEXTILE OPTIONS

- Graded-in textiles are available. No minimum quantities. Contact Customer Service for pricing.

DESCRIPTION	MODEL# / FEATURES	List price																																							
 <p><b>High Back Tilter</b> Unit weight: 31 LB   14.1 KG Carton weight: 36.5 LB   16.56 KG Carton volume: 22.5 FT³   0.63 MT³</p>	<p><b>MVL11886</b> Luxhide bonded leather or fabric</p> <p>Ergonomic features: A, B, C, M, N, S</p>	532																																							
		<table border="1"> <thead> <tr> <th rowspan="2"></th> <th colspan="3">OVERALL DIMENSIONS</th> <th colspan="3">SEAT DIMENSIONS</th> <th colspan="2">BACK DIMENSIONS</th> </tr> <tr> <th>W</th> <th>D</th> <th>H</th> <th>W</th> <th>D</th> <th>H</th> <th>W</th> <th>H</th> </tr> </thead> <tbody> <tr> <td>IN</td> <td>25</td> <td>27</td> <td>40</td> <td>20.5</td> <td>18</td> <td>16-20</td> <td>19.5</td> <td>22.5</td> </tr> <tr> <td>MM</td> <td>635</td> <td>686</td> <td>1016</td> <td>521</td> <td>457</td> <td>406-508</td> <td>495</td> <td>572</td> </tr> </tbody> </table>				OVERALL DIMENSIONS			SEAT DIMENSIONS			BACK DIMENSIONS		W	D	H	W	D	H	W	H	IN	25	27	40	20.5	18	16-20	19.5	22.5	MM	635	686	1016	521	457	406-508	495	572	<p>RTA 00</p> <p>2 per carton (pricing and specifications are for one chair)</p>	
	OVERALL DIMENSIONS			SEAT DIMENSIONS			BACK DIMENSIONS																																		
	W	D	H	W	D	H	W	H																																	
IN	25	27	40	20.5	18	16-20	19.5	22.5																																	
MM	635	686	1016	521	457	406-508	495	572																																	
 <p><b>Medium Back Guest Chair - Sled Base</b> Unit weight: 23 LB   10.5 KG Carton weight: 28.5 LB   12.93 KG Carton volume: 22.5 FT³   0.63 MT³</p>	<p><b>MVL11888</b> Luxhide bonded leather or fabric</p> <p>Ergonomic features: M, N</p>	447																																							
		<table border="1"> <thead> <tr> <th rowspan="2"></th> <th colspan="3">OVERALL DIMENSIONS</th> <th colspan="3">SEAT DIMENSIONS</th> <th colspan="2">BACK DIMENSIONS</th> </tr> <tr> <th>W</th> <th>D</th> <th>H</th> <th>W</th> <th>D</th> <th>H</th> <th>W</th> <th>H</th> </tr> </thead> <tbody> <tr> <td>IN</td> <td>24.5</td> <td>25</td> <td>33</td> <td>20</td> <td>18</td> <td>17</td> <td>20</td> <td>17</td> </tr> <tr> <td>MM</td> <td>622</td> <td>635</td> <td>838</td> <td>508</td> <td>457</td> <td>432</td> <td>508</td> <td>432</td> </tr> </tbody> </table>				OVERALL DIMENSIONS			SEAT DIMENSIONS			BACK DIMENSIONS		W	D	H	W	D	H	W	H	IN	24.5	25	33	20	18	17	20	17	MM	622	635	838	508	457	432	508	432	<p>RTA 00</p> <p>2 per carton (pricing and specifications are for one chair)</p>	
	OVERALL DIMENSIONS			SEAT DIMENSIONS			BACK DIMENSIONS																																		
	W	D	H	W	D	H	W	H																																	
IN	24.5	25	33	20	18	17	20	17																																	
MM	622	635	838	508	457	432	508	432																																	

CARLETON



model OTG11359

STANDARD FEATURES

- Available in high back and extended high back models.
- S-curve back shape for support of lumbar, shoulders and head.
- Contoured seat with waterfall seat front.
- Standard with height adjustable T-arms with durable self-skinned urethane (SSU) armcaps.
- Dual wheel carpet casters (C1) are standard.
- Seating surfaces are upholstered in Graphite polyester only.
- Compliant with the emissions guidelines set by the GREENGUARD Environmental Institute.
- Limited Warranty (2-year exceptions apply - see page 138).
- Weight capacity for this series is 300 lbs.

CHAIR ADJUSTMENTS

- Center tilt with upright position tilt lock.
- Tilt tension adjustment.
- Pneumatic seat height adjustment.

OPTIONAL FEATURES

- Hard surface flooring casters (C9R) can be purchased separately. Add \$96/set.

DESCRIPTION

MODEL# / FEATURES



High Back Tilter

Unit weight: 42 LB | 19.05 KG  
 Carton weight: 42 LB | 19.05 KG  
 Carton volume: 6.5 FT³ | 0.18 MT³

OTG11358

List price

585

Ergonomic features:  
 A, B, C, H, M, N, S

courier  
 1 per carton



	OVERALL DIMENSIONS			SEAT DIMENSIONS			BACK DIMENSIONS	
	W	D	H	W	D	H	W	H
IN	25	27.5	43	19.5	19	18.5-22.5	19	22.5
MM	635	699	1092	495	483	470-572	483	572



Extended High Back Tilter

Unit weight: 43 LB | 19.5 KG  
 Carton weight: 43 LB | 19.5 KG  
 Carton volume: 7 FT³ | 0.19 MT³

OTG11359

List price

615

Ergonomic features:  
 A, B, C, H, M, N, S

courier  
 1 per carton



	OVERALL DIMENSIONS			SEAT DIMENSIONS			BACK DIMENSIONS	
	W	D	H	W	D	H	W	H
IN	25	28	47	19.5	19	18.5-22.5	19	28
MM	635	711	1194	495	483	470-572	483	711





CENTRO



model OTG3915

STANDARD FEATURES

- Multi-purpose guest chair.
- Durable oval steel four-legged frame.
- Contoured back and seat cushions with waterfall seat edge.
- Upholstered armcaps.
- Seating surfaces are upholstered in Black Luxhide bonded leather.
- Compliant with the emissions guidelines set by the GREENGUARD Environmental Institute.
- Limited Warranty (2-year exceptions apply - see page 138).
- Weight capacity for this series is 300 lbs.

DESCRIPTION		MODEL# / FEATURES																																		
 <p><b>Guest Chair</b>                      Unit weight: 26 LB   11.8 KG                      Carton weight: 30 LB   13.61 KG                      Carton volume: 6.25 FT<sup>3</sup>   0.17 MT<sup>3</sup></p>	<p><b>OTG3915</b></p> <p>Ergonomic features: M, N</p>	List price																																		
		416																																		
		<table border="1"> <thead> <tr> <th colspan="3">OVERALL DIMENSIONS</th> <th colspan="3">SEAT DIMENSIONS</th> <th colspan="2">BACK DIMENSIONS</th> </tr> <tr> <th></th> <th>W</th> <th>D</th> <th>H</th> <th>W</th> <th>D</th> <th>H</th> <th>W</th> <th>H</th> </tr> </thead> <tbody> <tr> <td>IN</td> <td>24.5</td> <td>26</td> <td>34.5</td> <td>21.5</td> <td>18.5</td> <td>19</td> <td>21.5</td> <td>16</td> </tr> <tr> <td>MM</td> <td>622</td> <td>660</td> <td>876</td> <td>546</td> <td>470</td> <td>483</td> <td>546</td> <td>406</td> </tr> </tbody> </table>		OVERALL DIMENSIONS			SEAT DIMENSIONS			BACK DIMENSIONS			W	D	H	W	D	H	W	H	IN	24.5	26	34.5	21.5	18.5	19	21.5	16	MM	622	660	876	546	470	483
OVERALL DIMENSIONS			SEAT DIMENSIONS			BACK DIMENSIONS																														
	W	D	H	W	D	H	W	H																												
IN	24.5	26	34.5	21.5	18.5	19	21.5	16																												
MM	622	660	876	546	470	483	546	406																												
<p>RTA 8</p> <p>courier</p> <p>1 per carton</p>																																				

COBALT



model MVL2785

STANDARD FEATURES




- General purpose medium back tilter. Canadian made.
- Standard with height adjustable T-arms with durable self-skinned urethane (SSU) armcaps.
- Dual wheel carpet casters (C65) are standard.
- Seating surfaces can be upholstered in Luxhide bonded leather, in various colours or in all Global grade 1 seating textiles (see page 134).
- Compliant with the emissions guidelines set by the GREENGUARD Environmental Institute.
- Limited Warranty (5-year exceptions apply - see page 138).
- Weight capacity for this series is 300 lbs.

CHAIR ADJUSTMENTS

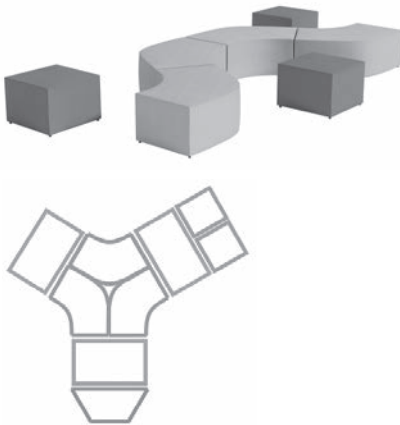
- Center tilt with upright position tilt lock.
- Tilt tension adjustment.
- Pneumatic seat height adjustment.

OPTIONAL FEATURES

- For hard surface flooring casters, please specify (C65R). Add \$21/set.

DESCRIPTION	MODEL# / FEATURES	List price							
 <p><b>Medium Back Tilter</b>                      Unit weight: 35 LB   15.9 KG                      Carton weight: 40 LB   18.14 KG                      Carton volume: 5.5 FT<sup>3</sup>   0.15 MT<sup>3</sup></p>	<p><b>MVL2785</b>                      Luxhide bonded leather or fabric</p> <p>Ergonomic features:                      A, B, C, H, M, N, S</p>	506							
		OVERALL DIMENSIONS			SEAT DIMENSIONS			BACK DIMENSIONS	
		W	D	H	W	D	H	W	H
IN 25.5	24.5	36	20	17	15.5-19.5	18.5	18		
MM 648	622	914	508	432	394-495	470	457		
<p>RTA 2</p>		<p>courier</p>		<p>1 per carton</p>					

CRAFT



**Sample layout**  
Two square units, three rectangle units, three curve-120 degree units, one wedge unit



**3-way layout**  
Three curve-120 degree units, three half round units and three round units



**Collaborative pod layout**  
Six wedge units



**Collaborative layout**  
Six curve-120 degree units, six half round units, six round units



**Sample layout**  
Two wedge units



**Sample layout**  
Two half round units

STANDARD FEATURES

- Craft is a modular lounge seating series that is easy to configure, durable and ideal for open spaces.
- Modular non-handed components, can be reconfigured to suit your space.
- Curve-120 degree units can create 3-way and collaborative pod configurations.
- Cushions are fully upholstered and mounted on 1.5" high nylon glides.
- Can be upholstered in all Global grade 1 seating textiles or in Luxhide bonded leather (see page 134).
- Compliant with the emissions guidelines set by the GREENGUARD Environmental Institute.
- Limited Warranty (5-year exceptions apply - see page 138).
- Weight capacity for this series is 300 lbs. per seat.

OPTIONAL FEATURES



- For dual wheel carpet casters, please specify (C107). Add \$42.
- For hard surface flooring casters, please specify (C107R). Add \$59.

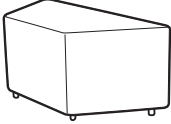













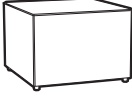




ALTERNATE TEXTILE OPTIONS

- Graded-in textiles are available. No minimum quantities. Contact Customer Service for pricing.

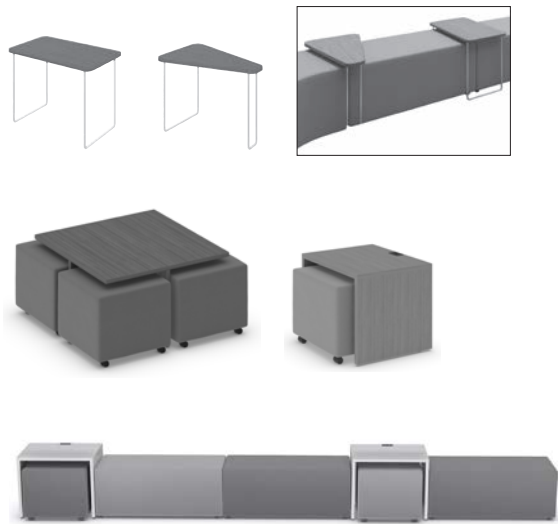
COMPLIMENTARY TABLES AVAILABLE

- Perfect partner for Craft Seating (see page 31).

DESCRIPTION	MODEL# / FEATURES	List price								
 <p><b>Round 20" Unit</b> Unit weight: 17 LB   7.7 KG Carton weight: 23 LB   10.43 KG Carton volume: 5.25 FT³   0.14 MT³</p>	MVL13007	413								
		OVERALL DIMENSIONS			SEAT DIMENSIONS			BACK DIMENSIONS		
		W	D	H	W	D	H	W	H	
		IN 20	20	17.5	-	-	-	-	-	
		MM 508	508	445	-	-	-	-	-	
		RTA 1	courier	1 per carton	CANADA	GREENGUARD				
		List price								
 <p><b>Half Round 40" Unit</b> Unit weight: 33 LB   15 KG Carton weight: 41 LB   18.6 KG Carton volume: 9.5 FT³   0.26 MT³</p>	MVL13008	539								
		OVERALL DIMENSIONS			SEAT DIMENSIONS			BACK DIMENSIONS		
		W	D	H	W	D	H	W	H	
		IN 40	21	17.5	-	-	-	-	-	
		MM 1016	533	445	-	-	-	-	-	
		RTA 1	courier	1 per carton	CANADA	GREENGUARD				

DESCRIPTION	MODEL# / FEATURES																																	
 <b>Wedge Unit</b> Unit weight: 29 LB   13.2 KG Carton weight: 37 LB   16.78 KG Carton volume: 8 FT³   0.22 MT³	MVL13009	List price 539																																
	<table border="1"> <thead> <tr> <th colspan="3">OVERALL DIMENSIONS</th> <th colspan="3">SEAT DIMENSIONS</th> <th colspan="2">BACK DIMENSIONS</th> </tr> <tr> <th>W</th> <th>D</th> <th>H</th> <th>W</th> <th>D</th> <th>H</th> <th>W</th> <th>H</th> </tr> </thead> <tbody> <tr> <td>IN 40</td> <td>17.75</td> <td>17.5</td> <td>-</td> <td>-</td> <td>-</td> <td>-</td> <td>-</td> </tr> <tr> <td>MM 1016</td> <td>451</td> <td>445</td> <td>-</td> <td>-</td> <td>-</td> <td>-</td> <td>-</td> </tr> </tbody> </table>		OVERALL DIMENSIONS			SEAT DIMENSIONS			BACK DIMENSIONS		W	D	H	W	D	H	W	H	IN 40	17.75	17.5	-	-	-	-	-	MM 1016	451	445	-	-	-	-	-
	OVERALL DIMENSIONS			SEAT DIMENSIONS			BACK DIMENSIONS																											
	W	D	H	W	D	H	W	H																										
	IN 40	17.75	17.5	-	-	-	-	-																										
MM 1016	451	445	-	-	-	-	-																											
  1 per carton  																																		
List price																																		
 <b>Curve-120 Degree Unit</b> Unit weight: 37 LB   16.8 KG Carton weight: 49 LB   22.23 KG Carton volume: 13.25 FT³   0.37 MT³	MVL13010	List price 634																																
	<table border="1"> <thead> <tr> <th colspan="3">OVERALL DIMENSIONS</th> <th colspan="3">SEAT DIMENSIONS</th> <th colspan="2">BACK DIMENSIONS</th> </tr> <tr> <th>W</th> <th>D</th> <th>H</th> <th>W</th> <th>D</th> <th>H</th> <th>W</th> <th>H</th> </tr> </thead> <tbody> <tr> <td>IN 43.5</td> <td>27.5</td> <td>17.5</td> <td>-</td> <td>-</td> <td>-</td> <td>-</td> <td>-</td> </tr> <tr> <td>MM 1105</td> <td>699</td> <td>445</td> <td>-</td> <td>-</td> <td>-</td> <td>-</td> <td>-</td> </tr> </tbody> </table>		OVERALL DIMENSIONS			SEAT DIMENSIONS			BACK DIMENSIONS		W	D	H	W	D	H	W	H	IN 43.5	27.5	17.5	-	-	-	-	-	MM 1105	699	445	-	-	-	-	-
	OVERALL DIMENSIONS			SEAT DIMENSIONS			BACK DIMENSIONS																											
	W	D	H	W	D	H	W	H																										
	IN 43.5	27.5	17.5	-	-	-	-	-																										
MM 1105	699	445	-	-	-	-	-																											
 1 per carton  																																		
List price																																		
 <b>Rectangle Unit</b> Unit weight: 37 LB   16.8 KG Carton weight: 47 LB   21.32 KG Carton volume: 9.5 FT³   0.26 MT³	MVL13011	List price 506																																
	<table border="1"> <thead> <tr> <th colspan="3">OVERALL DIMENSIONS</th> <th colspan="3">SEAT DIMENSIONS</th> <th colspan="2">BACK DIMENSIONS</th> </tr> <tr> <th>W</th> <th>D</th> <th>H</th> <th>W</th> <th>D</th> <th>H</th> <th>W</th> <th>H</th> </tr> </thead> <tbody> <tr> <td>IN 40</td> <td>20</td> <td>17.5</td> <td>-</td> <td>-</td> <td>-</td> <td>-</td> <td>-</td> </tr> <tr> <td>MM 1016</td> <td>508</td> <td>445</td> <td>-</td> <td>-</td> <td>-</td> <td>-</td> <td>-</td> </tr> </tbody> </table>		OVERALL DIMENSIONS			SEAT DIMENSIONS			BACK DIMENSIONS		W	D	H	W	D	H	W	H	IN 40	20	17.5	-	-	-	-	-	MM 1016	508	445	-	-	-	-	-
	OVERALL DIMENSIONS			SEAT DIMENSIONS			BACK DIMENSIONS																											
	W	D	H	W	D	H	W	H																										
	IN 40	20	17.5	-	-	-	-	-																										
MM 1016	508	445	-	-	-	-	-																											
  1 per carton  																																		
List price																																		
 <b>Square Unit</b> Unit weight: 22 LB   10 KG Carton weight: 28 LB   12.7 KG Carton volume: 5.25 FT³   0.14 MT³	MVL13012	List price 381																																
	<table border="1"> <thead> <tr> <th colspan="3">OVERALL DIMENSIONS</th> <th colspan="3">SEAT DIMENSIONS</th> <th colspan="2">BACK DIMENSIONS</th> </tr> <tr> <th>W</th> <th>D</th> <th>H</th> <th>W</th> <th>D</th> <th>H</th> <th>W</th> <th>H</th> </tr> </thead> <tbody> <tr> <td>IN 20</td> <td>20</td> <td>17.5</td> <td>-</td> <td>-</td> <td>-</td> <td>-</td> <td>-</td> </tr> <tr> <td>MM 508</td> <td>508</td> <td>445</td> <td>-</td> <td>-</td> <td>-</td> <td>-</td> <td>-</td> </tr> </tbody> </table>		OVERALL DIMENSIONS			SEAT DIMENSIONS			BACK DIMENSIONS		W	D	H	W	D	H	W	H	IN 20	20	17.5	-	-	-	-	-	MM 508	508	445	-	-	-	-	-
	OVERALL DIMENSIONS			SEAT DIMENSIONS			BACK DIMENSIONS																											
	W	D	H	W	D	H	W	H																										
	IN 20	20	17.5	-	-	-	-	-																										
MM 508	508	445	-	-	-	-	-																											
  1 per carton  																																		
List price																																		

## CRAFT TABLES



## STANDARD FEATURES

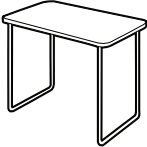
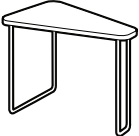
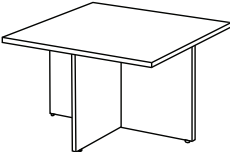
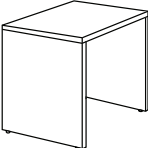
- Craft tables are the perfect partner to Craft seating products in creating casual meeting solutions for today's workplace and learning environments.
- Overtables are designed to overlap Craft seating units or to be used alone. Overtables are easy to move wherever needed.
- Coffee and side tables provide a convenient place to set your drinks, a light lunch or your personal devices during an impromptu discussion.
- Coffee and side tables help to anchor a space and provide nesting spaces to keep the area tidy when mobile Craft cubes are not in use.
- Side tables are optional with cutouts to accommodate to power or USB charging modules. Modules to be ordered separately.

## FINISHES

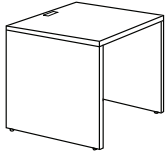
- Docking tables may be ordered in any of the standard laminate finishes below; including two-tone where the top is in one finish and the base in another at no upcharge.
  - Overtable tops may be ordered in any of the standard laminate finishes below. Legs in are Chrome finish only.
- |     |                 |     |                 |
|-----|-----------------|-----|-----------------|
| ACJ | Absolute Acajou | NBL | Noce Bionco     |
| ASN | Asian Night     | NGL | Noce Grigio     |
| AWC | Avant Cherry    | NEL | Noce Leggero    |
| AWH | Avant Honey     | NML | Noce Medio      |
| CMB | Clear Maple     | WHC | White Chocolate |
| DES | Dark Espresso   | WCR | Winter Cherry   |
| DWT | Designer White  |     |                 |

## CONSTRUCTION

- **Docking tables:**
  - 1" thick thermally fused laminate surfaces with 2mm thick matching edgeband.
  - Equipped with levelers for uneven surfaces.
  - When square cubes are fully nested, the cubes extend 3" beyond the perimeter of the laminate as an invitation to be pulled out and used again.
- **Overtables:**
  - 1 1/16" thick thermally fused laminate top with matching self edge.
  - 1/2" diameter steel wire legs. Legs include clear polycarbonate glides.
  - Sized to overlap Craft seating.

CRAFT TABLES	MODEL #	DIMENSIONS IN MM W x D x H	WEIGHT LB KG	VOLUME FT <sup>3</sup> MT <sup>3</sup>	LIST PRICE
	MVL13021	16 x 26 x 19 406 x 660 x 483	16.5 7.48	1.2 0.03	<b>\$494</b>
<b>Rectangular Overtable</b>					Lightweight table designed to overlap Craft seating units on pages 29-30. Shipped easy to assemble in 1 carton.
	MVL13022	5.25-16 x 26 x 19 133-406 x 660 x 483	12.5 5.67	1.2 0.03	<b>\$458</b>
<b>Wedge Overtable</b>					Lightweight table designed to overlap Craft seating units on pages 29-30. Top tapers from 16" at the wide end to 5.25" at the narrow end. Shipped easy to assemble in 1 carton.
	ML35SCDK	35 x 35 x 19.5 889 x 889 x 495	78 35.38	2.2 0.06	<b>\$456</b>
<b>Square Cube Docking Table</b>					Provides nesting space for four MVL13007 (round) or MVL13012 (square) Craft units. Assembly required.
	ML2418CDK	24 x 18.2 x 19.5 610 x 462 x 495	53 24.04	2.1 0.05	<b>\$325</b>
<b>Single Docking Table</b>					Provides nesting space for one MVL13007, MVL13012 or MVL13011 Craft units. Shipped assembled.

CRAFT TABLES      MODEL #      DIMENSIONS <sup>IN</sup>/<sub>MM</sub>      WEIGHT <sup>LB</sup>/<sub>KG</sub>      VOLUME <sup>FT<sup>3</sup></sup>/<sub>MT<sup>3</sup></sub>      LIST PRICE



Single Docking Table with cut-out

	W x D x H			
ML2420CDKP	24 x 20.5 x 19.5 610 x 521 x 495	55 24.95	2.1 0.05	<b>\$338</b>


Provides nesting space for one MVL13007, MVL13012 or MVL13011 Craft units. Inset back to hide cables and cut-out designed to accept mini power model MVCOVSM2(S/B) OR MVCOV1U(S/B) ordered separately. Shipped assembled.

POWER / DATA

MVCOVSM2B	2.25 x 3.75 x 3.12 57 x 95 x 791.07	2.35 0.01	0.5	<b>\$313</b>
MVCOVSM2S	2.25 x 3.75 x 3.12 57 x 95 x 791.07	2.35 0.01	0.5	<b>\$313</b>

With USB Block

MVCOV1UB	2.25 x 3.75 x 3.12 57 x 95 x 791.07	2.35 0.01	0.5	<b>\$494</b>
MVCOV1US	2.25 x 3.75 x 3.12 57 x 95 x 791.07	2.35 0.01	0.5	<b>\$494</b>



Mini Power Block      Mini Power/USB Block

Designed to retrofit into an existing grommet cut-out to bring power to the desktop. Fits in 3.27" x 1.9" cut-out (FOG, POG) and mounts to 0.5" to 2" thick surface. ETL listed. Available in Black (B) or Silver (S) as indicated by last character of model number. 9' power cord with 90° flat plug with 45° rotation.

MVCOVSM2B/S includes two 12A, 120 VAC spill resistant power receptacles.

MVCOV1UB/S includes one 12A, 120 VAC spill resistant power receptacle and two 2.1A (11W) USB charging ports.

## DANIO



model MVL2720



model MVL2721

### STANDARD FEATURES





- Canadian made task chairs.
- Hinged auto-adjust back with scuff resistant outer shroud.
- Thick foam and decorative stitch details.
- Standard with height adjustable T-arms with durable self-skinned urethane (SSU) armcaps (except armless models).
- Height adjustable chair is equipped with an adjustable Chrome footrest.
- Dual wheel carpet casters (C65) are standard.
- Can be upholstered in all Global grade 1 seating textiles with the exception of Luxhide (see page 134).
- Compliant with the emissions guidelines set by the GREENGUARD Environmental Institute.
- Limited Warranty (5-year exceptions apply - see page 138).
- Weight capacity for this series is 300 lbs.

### CHAIR ADJUSTMENTS

- Height adjustable back.
- Pneumatic seat height adjustment.
- Seat depth adjustment.

### OPTIONAL FEATURES

- For hard surface flooring casters, please specify (C65R). Add \$21/set.
- Bantam is a durable, bleach cleanable (9:1) vinyl, but due to the stiff nature of the textile, this vinyl is prone to bunching and will not upholster as smoothly as other coverings in this series.

DESCRIPTION	MODEL# / FEATURES	List price																																
 <p><b>Armless Task</b> Unit weight: 21 LB   9.5 KG Carton weight: 24 LB   10.89 KG Carton volume: 4.9 FT<sup>3</sup>   0.13 MT<sup>3</sup></p>	<p><b>MVL2720</b> Fabric</p> <p>Ergonomic features: C, D, E, M, N</p>	<p>276</p> <table border="1"> <thead> <tr> <th colspan="3">OVERALL DIMENSIONS</th> <th colspan="3">SEAT DIMENSIONS</th> <th colspan="2">BACK DIMENSIONS</th> </tr> <tr> <th>W</th> <th>D</th> <th>H</th> <th>W</th> <th>D</th> <th>H</th> <th>W</th> <th>H</th> </tr> </thead> <tbody> <tr> <td>IN 18.5</td> <td>22.5</td> <td>34</td> <td>18.5</td> <td>16.5-18</td> <td>16-21</td> <td>17</td> <td>16-17.5</td> </tr> <tr> <td>MM 470</td> <td>572</td> <td>864</td> <td>470</td> <td>419-457</td> <td>406-533</td> <td>432</td> <td>406-445</td> </tr> </tbody> </table> <p>RTA 2 courier 1 per carton CANADA GREENGUARD</p>	OVERALL DIMENSIONS			SEAT DIMENSIONS			BACK DIMENSIONS		W	D	H	W	D	H	W	H	IN 18.5	22.5	34	18.5	16.5-18	16-21	17	16-17.5	MM 470	572	864	470	419-457	406-533	432	406-445
OVERALL DIMENSIONS			SEAT DIMENSIONS			BACK DIMENSIONS																												
W	D	H	W	D	H	W	H																											
IN 18.5	22.5	34	18.5	16.5-18	16-21	17	16-17.5																											
MM 470	572	864	470	419-457	406-533	432	406-445																											
 <p><b>Task w/Arms</b> Unit weight: 33 LB   15 KG Carton weight: 36 LB   16.33 KG Carton volume: 5.75 FT<sup>3</sup>   0.16 MT<sup>3</sup></p>	<p><b>MVL2721</b> Fabric</p> <p>Ergonomic features: C, D, E, H, M, N</p>	<p>377</p> <table border="1"> <thead> <tr> <th colspan="3">OVERALL DIMENSIONS</th> <th colspan="3">SEAT DIMENSIONS</th> <th colspan="2">BACK DIMENSIONS</th> </tr> <tr> <th>W</th> <th>D</th> <th>H</th> <th>W</th> <th>D</th> <th>H</th> <th>W</th> <th>H</th> </tr> </thead> <tbody> <tr> <td>IN 24</td> <td>22.5</td> <td>34</td> <td>18.5</td> <td>16.5-18</td> <td>16-21</td> <td>17</td> <td>16-17.5</td> </tr> <tr> <td>MM 610</td> <td>572</td> <td>864</td> <td>470</td> <td>419-457</td> <td>406-533</td> <td>432</td> <td>406-445</td> </tr> </tbody> </table> <p>RTA 2 courier 1 per carton CANADA GREENGUARD</p>	OVERALL DIMENSIONS			SEAT DIMENSIONS			BACK DIMENSIONS		W	D	H	W	D	H	W	H	IN 24	22.5	34	18.5	16.5-18	16-21	17	16-17.5	MM 610	572	864	470	419-457	406-533	432	406-445
OVERALL DIMENSIONS			SEAT DIMENSIONS			BACK DIMENSIONS																												
W	D	H	W	D	H	W	H																											
IN 24	22.5	34	18.5	16.5-18	16-21	17	16-17.5																											
MM 610	572	864	470	419-457	406-533	432	406-445																											
 <p><b>Armless Height Adjustable Task</b> Unit weight: 33 LB   15 KG Carton weight: 37 LB   16.78 KG Carton volume: 6.75 FT<sup>3</sup>   0.19 MT<sup>3</sup></p>	<p><b>MVL2723</b> Fabric</p> <p>Ergonomic features: C, D, E, M, N</p>	<p>483</p> <table border="1"> <thead> <tr> <th colspan="3">OVERALL DIMENSIONS</th> <th colspan="3">SEAT DIMENSIONS</th> <th colspan="2">BACK DIMENSIONS</th> </tr> <tr> <th>W</th> <th>D</th> <th>H</th> <th>W</th> <th>D</th> <th>H</th> <th>W</th> <th>H</th> </tr> </thead> <tbody> <tr> <td>IN 24</td> <td>22.5</td> <td>43</td> <td>18.5</td> <td>16.5-18</td> <td>23-33</td> <td>16.5</td> <td>16-17.5</td> </tr> <tr> <td>MM 610</td> <td>572</td> <td>1092</td> <td>470</td> <td>419-457</td> <td>584-838</td> <td>419</td> <td>406-445</td> </tr> </tbody> </table> <p>RTA 2 courier 1 per carton CANADA GREENGUARD</p>	OVERALL DIMENSIONS			SEAT DIMENSIONS			BACK DIMENSIONS		W	D	H	W	D	H	W	H	IN 24	22.5	43	18.5	16.5-18	23-33	16.5	16-17.5	MM 610	572	1092	470	419-457	584-838	419	406-445
OVERALL DIMENSIONS			SEAT DIMENSIONS			BACK DIMENSIONS																												
W	D	H	W	D	H	W	H																											
IN 24	22.5	43	18.5	16.5-18	23-33	16.5	16-17.5																											
MM 610	572	1092	470	419-457	584-838	419	406-445																											
 <p><b>Height Adjustable T-Arms - 1 pair</b> Unit weight: 8 LB   3.6 KG Carton weight: 10 LB   4.54 KG Carton volume: 1.3 FT<sup>3</sup>   0.03 MT<sup>3</sup></p>	<p><b>MVL2784</b></p>	<p>119</p> <table border="1"> <thead> <tr> <th colspan="3">OVERALL DIMENSIONS</th> <th colspan="3">SEAT DIMENSIONS</th> <th colspan="2">BACK DIMENSIONS</th> </tr> <tr> <th>W</th> <th>D</th> <th>H</th> <th>W</th> <th>D</th> <th>H</th> <th>W</th> <th>H</th> </tr> </thead> <tbody> <tr> <td>IN 3</td> <td>10</td> <td>12</td> <td>-</td> <td>-</td> <td>-</td> <td>-</td> <td>-</td> </tr> <tr> <td>MM 76</td> <td>254</td> <td>305</td> <td>-</td> <td>-</td> <td>-</td> <td>-</td> <td>-</td> </tr> </tbody> </table> <p>RTA 00 courier 1 pair per carton (pricing is for the pair, specifications are for one arm)</p>	OVERALL DIMENSIONS			SEAT DIMENSIONS			BACK DIMENSIONS		W	D	H	W	D	H	W	H	IN 3	10	12	-	-	-	-	-	MM 76	254	305	-	-	-	-	-
OVERALL DIMENSIONS			SEAT DIMENSIONS			BACK DIMENSIONS																												
W	D	H	W	D	H	W	H																											
IN 3	10	12	-	-	-	-	-																											
MM 76	254	305	-	-	-	-	-																											





DASH



model OTG11760B

STANDARD FEATURES

- Multi-purpose guest/occasional chair.
- Durable welded four-legged steel frame.
- Black mesh back with Black mesh fabric (MS20) seat.
- Nylon armcaps.
- Generous proportions.
- Compliant with the emissions guidelines set by the GREENGUARD Environmental Institute.
- Shipped knocked down (KD) - easy to assemble.
- Limited Warranty (2-year exceptions apply - see page 138).
- Weight capacity for this series is 300 lbs.

DESCRIPTION	MODEL# / FEATURES	List price							
 <p><b>Guest Chair, Mesh Back and Uph Seat</b>                      Unit weight: 26 LB   11.79 KG                      Carton weight: 26 LB   11.79 KG                      Carton volume: 3.9 FT³   0.11 MT³</p>	<b>OTG11760B</b>  Ergonomic features: M, N	328							
		OVERALL DIMENSIONS			SEAT DIMENSIONS			BACK DIMENSIONS	
		W	D	H	W	D	H	W	H
	IN 23.5 MM 597	23.5 597	34 864	19.5 495	17.5 445	17.5 445	19 483	16.5 419	
		  1 per carton							








DORI 2



model OTG1220B

STANDARD FEATURES

- Multi-purpose stacking chairs.
- Strong welded steel frame in Chrome finish.
- Durable and easy to clean polypropylene back and seat. Available in Black only.
- Armchair has fiberglass reinforced polypropylene arms.
- Stackable up to 5 high on floor.
- Shipped fully assembled.
- Compliant with the emissions guidelines set by the GREENGUARD Environmental Institute.
- Limited Warranty (2-year exceptions apply - see page 138).
- Weight capacity for this series is 300 lbs.

DESCRIPTION	MODEL# / FEATURES	List price							
 <p><b>Stacking Armchair</b>                      Unit weight: 15 LB   6.8 KG                      Carton weight: 17 LB   7.71 KG                      Carton volume: 14.5 FT³   0.41 MT³</p>	<b>OTG1220B</b>  Stacks 5 high.	241							
		OVERALL DIMENSIONS			SEAT DIMENSIONS			BACK DIMENSIONS	
		W	D	H	W	D	H	W	H
	IN 22.5 MM 572	21 533	30.5 775	16.5 419	16 406	16 406	18 457	15.5 394	
		 4 per carton (pricing and specifications are for one chair)							
 <p><b>Armless Stacking Chair</b>                      Unit weight: 13 LB   5.9 KG                      Carton weight: 15 LB   6.8 KG                      Carton volume: 12.25 FT³   0.34 MT³</p>	<b>OTG1221B</b>  Stacks 5 high.	223							
		OVERALL DIMENSIONS			SEAT DIMENSIONS			BACK DIMENSIONS	
		W	D	H	W	D	H	W	H
	IN 18 MM 457	21 533	30.5 775	16.5 419	16 406	16 406	18 457	15.5 394	
		  4 per carton (pricing and specifications are for one chair)							



## EOR









model OTG3930B



model OTG3920B

### STANDARD FEATURES

- Multi-purpose guest chair.
- Durable steel four-legged frame.
- Contoured back and seat cushions with waterfall seat edge.
- Welcoming soft self-skinned polyurethane armcaps.
- Seat shroud provides a clean overall finish.
- Seating surfaces are upholstered in Black Luxhide bonded leather.
- Mesh back is available in Black only.
- Compliant with the emissions guidelines set by the GREENGUARD Environmental Institute.
- Limited Warranty (2-year exceptions apply - see page 138).
- Weight capacity for this series is 300 lbs.

DESCRIPTION	MODEL# / FEATURES																																			
 <p><b>Upholstered Guest Chair</b>                      Unit weight: 31 LB   14.06 KG                      Carton weight: 31 LB   14.06 KG                      Carton volume: 4.8 FT<sup>3</sup>   0.13 MT<sup>3</sup></p>	<p>List price</p> <p><b>OTG3920B</b> 358</p>																																			
	<table border="1"> <thead> <tr> <th rowspan="2"></th> <th colspan="3">OVERALL DIMENSIONS</th> <th colspan="3">SEAT DIMENSIONS</th> <th colspan="2">BACK DIMENSIONS</th> </tr> <tr> <th>W</th> <th>D</th> <th>H</th> <th>W</th> <th>D</th> <th>H</th> <th>W</th> <th>H</th> </tr> </thead> <tbody> <tr> <td>IN</td> <td>24</td> <td>24.5</td> <td>34</td> <td>19</td> <td>19</td> <td>19</td> <td>18.5</td> <td>16</td> </tr> <tr> <td>MM</td> <td>610</td> <td>622</td> <td>864</td> <td>483</td> <td>483</td> <td>483</td> <td>470</td> <td>406</td> </tr> </tbody> </table>		OVERALL DIMENSIONS			SEAT DIMENSIONS			BACK DIMENSIONS		W	D	H	W	D	H	W	H	IN	24	24.5	34	19	19	19	18.5	16	MM	610	622	864	483	483	483	470	406
			OVERALL DIMENSIONS			SEAT DIMENSIONS			BACK DIMENSIONS																											
		W	D	H	W	D	H	W	H																											
IN	24	24.5	34	19	19	19	18.5	16																												
MM	610	622	864	483	483	483	470	406																												
<p>Ergonomic features: M, N</p> <p>RTA 8  1 per carton </p>																																				
 <p><b>Mesh Back Guest Chair</b>                      Unit weight: 28 LB   12.7 KG                      Carton weight: 28 LB   12.7 KG                      Carton volume: 5.25 FT<sup>3</sup>   0.14 MT<sup>3</sup></p>	<p>List price</p> <p><b>OTG3930B</b> 358</p>																																			
	<table border="1"> <thead> <tr> <th rowspan="2"></th> <th colspan="3">OVERALL DIMENSIONS</th> <th colspan="3">SEAT DIMENSIONS</th> <th colspan="2">BACK DIMENSIONS</th> </tr> <tr> <th>W</th> <th>D</th> <th>H</th> <th>W</th> <th>D</th> <th>H</th> <th>W</th> <th>H</th> </tr> </thead> <tbody> <tr> <td>IN</td> <td>24.75</td> <td>24</td> <td>34.25</td> <td>19</td> <td>19</td> <td>19</td> <td>18</td> <td>17</td> </tr> <tr> <td>MM</td> <td>629</td> <td>610</td> <td>870</td> <td>483</td> <td>483</td> <td>483</td> <td>457</td> <td>432</td> </tr> </tbody> </table>		OVERALL DIMENSIONS			SEAT DIMENSIONS			BACK DIMENSIONS		W	D	H	W	D	H	W	H	IN	24.75	24	34.25	19	19	19	18	17	MM	629	610	870	483	483	483	457	432
			OVERALL DIMENSIONS			SEAT DIMENSIONS			BACK DIMENSIONS																											
		W	D	H	W	D	H	W	H																											
IN	24.75	24	34.25	19	19	19	18	17																												
MM	629	610	870	483	483	483	457	432																												
<p>Ergonomic features: M, N</p> <p>RTA 8  1 per carton </p>																																				

FINCH



model MVL11703



model MVL11704

STANDARD FEATURES



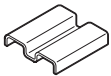
- Oval tube steel frame available in monochromatic Black only.
- Molded plastic seat and outer back shell.
- All models stack 8 high on the floor.
- Stacked chairs may leave frame impressions in chair(s) below.
- Ganging clamp model MVL11705 can be used on Finch models. Use one clamp for armless model. Use two clamps on armchair applied on front and rear legs.
- Can be upholstered in all Global grade 1 seating textiles or in Luxhide bonded leather (see page 134).
- Compliant with the emissions guidelines set by the GREENGUARD Environmental Institute.
- Limited Warranty (5-year exceptions apply - see page 138).
- Weight capacity for this series is 300 lbs.

OPTIONAL FEATURES

- For hard surface flooring, please specify non-marking glides (NM). No upcharge.

ALTERNATE TEXTILE OPTIONS

- Graded-in textiles are available. No minimum quantities. Contact Customer Service for pricing.

DESCRIPTION	MODEL# / FEATURES	List price																																		
 <p><b>Stacking Armchair</b> Unit weight: 16 LB   7.3 KG Carton weight: 19 LB   8.62 KG Carton volume: 17.75 FT<sup>3</sup>   0.5 MT<sup>3</sup></p>	<p>MVL11703</p> <p>Upholstered seat and back. Stacks 8 high on floor.</p>	286																																		
		<table border="1"> <thead> <tr> <th colspan="3">OVERALL DIMENSIONS</th> <th colspan="3">SEAT DIMENSIONS</th> <th colspan="2">BACK DIMENSIONS</th> </tr> <tr> <th>W</th> <th>D</th> <th>H</th> <th>W</th> <th>D</th> <th>H</th> <th>W</th> <th>H</th> </tr> </thead> <tbody> <tr> <td>IN 21.25</td> <td>23</td> <td>32</td> <td>18</td> <td>18</td> <td>18</td> <td>18</td> <td>14</td> </tr> <tr> <td>MM 540</td> <td>584</td> <td>813</td> <td>457</td> <td>457</td> <td>457</td> <td>457</td> <td>356</td> </tr> </tbody> </table>			OVERALL DIMENSIONS			SEAT DIMENSIONS			BACK DIMENSIONS		W	D	H	W	D	H	W	H	IN 21.25	23	32	18	18	18	18	14	MM 540	584	813	457	457	457	457	356
		OVERALL DIMENSIONS			SEAT DIMENSIONS			BACK DIMENSIONS																												
W	D	H	W	D	H	W	H																													
IN 21.25	23	32	18	18	18	18	14																													
MM 540	584	813	457	457	457	457	356																													
<p><b>RTA 00</b> 3 per carton (pricing and specifications are for one chair)</p>																																				
 <p><b>Armless Stacking Chair</b> Unit weight: 15 LB   6.8 KG Carton weight: 18 LB   8.16 KG Carton volume: 17.75 FT<sup>3</sup>   0.5 MT<sup>3</sup></p>	<p>MVL11704</p> <p>Upholstered seat and back. Stacks 8 high on floor.</p>	263																																		
		<table border="1"> <thead> <tr> <th colspan="3">OVERALL DIMENSIONS</th> <th colspan="3">SEAT DIMENSIONS</th> <th colspan="2">BACK DIMENSIONS</th> </tr> <tr> <th>W</th> <th>D</th> <th>H</th> <th>W</th> <th>D</th> <th>H</th> <th>W</th> <th>H</th> </tr> </thead> <tbody> <tr> <td>IN 21</td> <td>23</td> <td>30.5</td> <td>18</td> <td>15</td> <td>18.5</td> <td>17</td> <td>14.5</td> </tr> <tr> <td>MM 533</td> <td>584</td> <td>775</td> <td>457</td> <td>381</td> <td>470</td> <td>432</td> <td>368</td> </tr> </tbody> </table>			OVERALL DIMENSIONS			SEAT DIMENSIONS			BACK DIMENSIONS		W	D	H	W	D	H	W	H	IN 21	23	30.5	18	15	18.5	17	14.5	MM 533	584	775	457	381	470	432	368
		OVERALL DIMENSIONS			SEAT DIMENSIONS			BACK DIMENSIONS																												
W	D	H	W	D	H	W	H																													
IN 21	23	30.5	18	15	18.5	17	14.5																													
MM 533	584	775	457	381	470	432	368																													
<p><b>RTA 00</b> 3 per carton (pricing and specifications are for one chair)</p>																																				
 <p><b>Ganging Clamp</b> Unit weight: 0.25 LB   0.1 KG Carton weight: 0.3 LB   0.14 KG Carton volume: 0.08 FT<sup>3</sup>   0.002 MT<sup>3</sup></p>	<p>MVL11705</p>	65																																		
		<table border="1"> <thead> <tr> <th colspan="3">OVERALL DIMENSIONS</th> <th colspan="3">SEAT DIMENSIONS</th> <th colspan="2">BACK DIMENSIONS</th> </tr> <tr> <th>W</th> <th>D</th> <th>H</th> <th>W</th> <th>D</th> <th>H</th> <th>W</th> <th>H</th> </tr> </thead> <tbody> <tr> <td>IN 3.41</td> <td>3.16</td> <td>0.75</td> <td>-</td> <td>-</td> <td>-</td> <td>-</td> <td>-</td> </tr> <tr> <td>MM 87</td> <td>80</td> <td>19</td> <td>-</td> <td>-</td> <td>-</td> <td>-</td> <td>-</td> </tr> </tbody> </table>			OVERALL DIMENSIONS			SEAT DIMENSIONS			BACK DIMENSIONS		W	D	H	W	D	H	W	H	IN 3.41	3.16	0.75	-	-	-	-	-	MM 87	80	19	-	-	-	-	-
		OVERALL DIMENSIONS			SEAT DIMENSIONS			BACK DIMENSIONS																												
W	D	H	W	D	H	W	H																													
IN 3.41	3.16	0.75	-	-	-	-	-																													
MM 87	80	19	-	-	-	-	-																													
<p><b>RTA 00</b> 10 per carton (pricing and specifications are for one clamp)</p>																																				

## FORMAT



model MVL3191



model MVL3192

### STANDARD FEATURES

- Synchro-tilter chairs with mesh back and upholstered seat. Canadian made.
- Standard with height and width adjustable arms with soft self-skinned urethane (SSU) armcaps that slide forward and backward.
- Dual wheel carpet casters (C1) are standard.
- Air flow mesh back is available in Black only.
- Seating surface can be upholstered in Luxhide bonded leather, in various colours or in all Global grade 1 seating textiles (see page 134).
- MVL3192 features an adjustable headrest which tilts and moves up and down to fit comfortably into the curve of the neck.
- Compliant with the emissions guidelines set by the GREENGUARD Environmental Institute.
- Limited Warranty (5-year exceptions apply - see page 138).
- Weight capacity for this series is 300 lbs.

### CHAIR ADJUSTMENTS



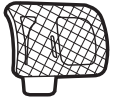
- Synchro tilt with upright position tilt lock.
- Tilt tension adjustment.
- Ratchet back height and headrest adjustment.
- Pneumatic seat height adjustment.

### OPTIONAL FEATURES

- For hard surface flooring casters, please specify (C9R). Add \$21/set.

### ALTERNATE TEXTILE OPTIONS

- Graded-in textiles are available (seat only). No minimum quantities. Contact Customer Service for pricing.

DESCRIPTION	MODEL# / FEATURES																																		
 <p><b>High Back Synchro-Tilter, Mesh Back and Uph Seat</b> Unit weight: 43 LB   19.5 KG Carton weight: 54 LB   24.49 KG Carton volume: 10.5 FT³   0.29 MT³</p>	<p>List price</p> <p><b>MVL3191</b> Luxhide bonded leather or fabric</p> <p>724</p>																																		
	<table border="1"> <thead> <tr> <th rowspan="2"></th> <th colspan="3">OVERALL DIMENSIONS</th> <th colspan="3">SEAT DIMENSIONS</th> <th colspan="2">BACK DIMENSIONS</th> </tr> <tr> <th>W</th> <th>D</th> <th>H</th> <th>W</th> <th>D</th> <th>H</th> <th>W</th> <th>H</th> </tr> </thead> <tbody> <tr> <td>IN</td> <td>24.5</td> <td>23</td> <td>43</td> <td>19.5</td> <td>17.5</td> <td>16-21</td> <td>17.5</td> <td>23-25.5</td> </tr> <tr> <td>MM</td> <td>622</td> <td>584</td> <td>1092</td> <td>495</td> <td>445</td> <td>406-533</td> <td>445</td> <td>584-648</td> </tr> </tbody> </table> <p>Ergonomic features: A, B, C, D, H, L, M, N, Q</p> <p>RTA 2 courier 1 per carton CANADA GREENGUARD CERTIFIED</p>		OVERALL DIMENSIONS			SEAT DIMENSIONS			BACK DIMENSIONS		W	D	H	W	D	H	W	H	IN	24.5	23	43	19.5	17.5	16-21	17.5	23-25.5	MM	622	584	1092	495	445	406-533	445
	OVERALL DIMENSIONS			SEAT DIMENSIONS			BACK DIMENSIONS																												
	W	D	H	W	D	H	W	H																											
IN	24.5	23	43	19.5	17.5	16-21	17.5	23-25.5																											
MM	622	584	1092	495	445	406-533	445	584-648																											
 <p><b>High Back Synchro-Tilter w/Headrest, Mesh Back and Uph Seat</b> Unit weight: 45 LB   20.5 KG Carton weight: 57 LB   25.85 KG Carton volume: 10.5 FT³   0.29 MT³</p>	<p>List price</p> <p><b>MVL3192</b> Luxhide bonded leather or fabric</p> <p>805</p>																																		
	<table border="1"> <thead> <tr> <th rowspan="2"></th> <th colspan="3">OVERALL DIMENSIONS</th> <th colspan="3">SEAT DIMENSIONS</th> <th colspan="2">BACK DIMENSIONS</th> </tr> <tr> <th>W</th> <th>D</th> <th>H</th> <th>W</th> <th>D</th> <th>H</th> <th>W</th> <th>H</th> </tr> </thead> <tbody> <tr> <td>IN</td> <td>24.5</td> <td>23</td> <td>50.5</td> <td>19.5</td> <td>17.5</td> <td>16-21</td> <td>17.5</td> <td>30-32.5</td> </tr> <tr> <td>MM</td> <td>622</td> <td>584</td> <td>1283</td> <td>495</td> <td>445</td> <td>406-533</td> <td>445</td> <td>762-826</td> </tr> </tbody> </table> <p>Ergonomic features: A, B, C, D, H, L, M, N, Q</p> <p>RTA 2 courier 1 per carton CANADA GREENGUARD CERTIFIED</p>		OVERALL DIMENSIONS			SEAT DIMENSIONS			BACK DIMENSIONS		W	D	H	W	D	H	W	H	IN	24.5	23	50.5	19.5	17.5	16-21	17.5	30-32.5	MM	622	584	1283	495	445	406-533	445
	OVERALL DIMENSIONS			SEAT DIMENSIONS			BACK DIMENSIONS																												
	W	D	H	W	D	H	W	H																											
IN	24.5	23	50.5	19.5	17.5	16-21	17.5	30-32.5																											
MM	622	584	1283	495	445	406-533	445	762-826																											
 <p><b>Headrest for Format Chairs</b> Unit weight: 1 LB   0.5 KG Carton weight: 2 LB   0.91 KG Carton volume: 0.5 FT³   0.01 MT³</p>	<p>List price</p> <p><b>MVL3196</b></p> <p>82</p>																																		
	<table border="1"> <thead> <tr> <th rowspan="2"></th> <th colspan="3">OVERALL DIMENSIONS</th> <th colspan="3">SEAT DIMENSIONS</th> <th colspan="2">BACK DIMENSIONS</th> </tr> <tr> <th>W</th> <th>D</th> <th>H</th> <th>W</th> <th>D</th> <th>H</th> <th>W</th> <th>H</th> </tr> </thead> <tbody> <tr> <td>IN</td> <td>11.25</td> <td>4.5</td> <td>9</td> <td>-</td> <td>-</td> <td>-</td> <td>-</td> <td>-</td> </tr> <tr> <td>MM</td> <td>286</td> <td>114</td> <td>229</td> <td>-</td> <td>-</td> <td>-</td> <td>-</td> <td>-</td> </tr> </tbody> </table> <p>Easily attaches to MVL3191.</p> <p>Available in Black mesh only.</p> <p>RTA 00 courier 1 per carton CANADA GREENGUARD CERTIFIED</p>		OVERALL DIMENSIONS			SEAT DIMENSIONS			BACK DIMENSIONS		W	D	H	W	D	H	W	H	IN	11.25	4.5	9	-	-	-	-	-	MM	286	114	229	-	-	-	-
	OVERALL DIMENSIONS			SEAT DIMENSIONS			BACK DIMENSIONS																												
	W	D	H	W	D	H	W	H																											
IN	11.25	4.5	9	-	-	-	-	-																											
MM	286	114	229	-	-	-	-	-																											

**FORMAT+**



model MVL3197



model MVL3198U

**STANDARD FEATURES**




- Weight sensing synchro-tilter chair with upholstered seat and mesh back or with mesh seat and mesh back.
- Standard with height and width adjustable T-arms with sliding, rotating and lockable armcaps.
- Width adjustable arm extensions are standard. Allows the arms to move away from the seat by 2" on each side for additional space.
- Air flow mesh seat, back and headrest are available in Black only.
- Black frame with a Black 5-prong, injection molded fiberglass reinforced nylon base with dual wheel carpet casters (C82).
- MVL3198 and MVL3198U feature an adjustable mesh headrest that tilts and moves up and down to fit comfortably into the curve of the neck.
- Seats on models MVL3197U and MVL3198U can be upholstered in Luxhide bonded leather, in various colours or in all Global grade 1 seating textiles (see page 134).
- Limited Warranty (5-year exceptions apply - see page 138).
- Weight capacity for this series is 300 lbs.


**CHAIR ADJUSTMENTS**

- Synchro tilt with multi position tilt lock.
- Automatic tilt tension adjustment.
- Side activated sliding seat depth adjustment.
- Ratchet back height and headrest adjustment.
- Pneumatic seat height adjustment.

**OPTIONAL FEATURES**

- For hard surface flooring casters, please specify (C82R). Add \$21/set.

DESCRIPTION	MODEL# / FEATURES																																			
 <p><b>High Back Weight Sensing Synchro-Tilter, Uph Seat and Mesh Back</b>                      Unit weight: 43.5 LB   19.8 KG                      Carton weight: 55.5 LB   25.17 KG                      Carton volume: 10.5 FT³   0.29 MT³</p>	<p>List price</p> <p><b>MVL3197U</b> 786</p>																																			
	<table border="1"> <thead> <tr> <th rowspan="2"></th> <th colspan="3">OVERALL DIMENSIONS</th> <th colspan="3">SEAT DIMENSIONS</th> <th colspan="2">BACK DIMENSIONS</th> </tr> <tr> <th>W</th> <th>D</th> <th>H</th> <th>W</th> <th>D</th> <th>H</th> <th>W</th> <th>H</th> </tr> </thead> <tbody> <tr> <td>IN</td> <td>25.5</td> <td>25.5</td> <td>41.62</td> <td>20</td> <td>18</td> <td>16-20</td> <td>18.5</td> <td>22.5-24.75</td> </tr> <tr> <td>MM</td> <td>648</td> <td>648</td> <td>1057</td> <td>508</td> <td>457</td> <td>406-508</td> <td>470</td> <td>572-629</td> </tr> </tbody> </table> <p>Ergonomic features: A, B, C, D, E, H, L, M, N, Q, R, U</p> <p>RTA 2 courier 1 per carton</p>		OVERALL DIMENSIONS			SEAT DIMENSIONS			BACK DIMENSIONS		W	D	H	W	D	H	W	H	IN	25.5	25.5	41.62	20	18	16-20	18.5	22.5-24.75	MM	648	648	1057	508	457	406-508	470	572-629
			OVERALL DIMENSIONS			SEAT DIMENSIONS			BACK DIMENSIONS																											
W		D	H	W	D	H	W	H																												
IN	25.5	25.5	41.62	20	18	16-20	18.5	22.5-24.75																												
MM	648	648	1057	508	457	406-508	470	572-629																												
<p>List price</p> <p><b>MVL3197</b> 821</p>																																				
 <p><b>High Back Weight Sensing Synchro-Tilter, Mesh Seat and Back</b>                      Unit weight: 47 LB   21.4 KG                      Carton weight: 52 LB   23.59 KG                      Carton volume: 10.5 FT³   0.29 MT³</p>	<p>List price</p> <p><b>MVL3197</b> 821</p>																																			
	<table border="1"> <thead> <tr> <th rowspan="2"></th> <th colspan="3">OVERALL DIMENSIONS</th> <th colspan="3">SEAT DIMENSIONS</th> <th colspan="2">BACK DIMENSIONS</th> </tr> <tr> <th>W</th> <th>D</th> <th>H</th> <th>W</th> <th>D</th> <th>H</th> <th>W</th> <th>H</th> </tr> </thead> <tbody> <tr> <td>IN</td> <td>24.5</td> <td>24</td> <td>41.5</td> <td>20</td> <td>18</td> <td>16.5-20.5</td> <td>18.5</td> <td>24-26.5</td> </tr> <tr> <td>MM</td> <td>622</td> <td>610</td> <td>1054</td> <td>508</td> <td>457</td> <td>419-521</td> <td>470</td> <td>610-673</td> </tr> </tbody> </table> <p>Ergonomic features: A, B, C, D, E, H, L, M, Q, R, U</p> <p>RTA 2 courier 1 per carton</p>		OVERALL DIMENSIONS			SEAT DIMENSIONS			BACK DIMENSIONS		W	D	H	W	D	H	W	H	IN	24.5	24	41.5	20	18	16.5-20.5	18.5	24-26.5	MM	622	610	1054	508	457	419-521	470	610-673
			OVERALL DIMENSIONS			SEAT DIMENSIONS			BACK DIMENSIONS																											
W		D	H	W	D	H	W	H																												
IN	24.5	24	41.5	20	18	16.5-20.5	18.5	24-26.5																												
MM	622	610	1054	508	457	419-521	470	610-673																												
<p>List price</p> <p><b>MVL3198U</b> 864</p>																																				
 <p><b>High Back Weight Sensing Synchro-Tilter w/Headrest, Uph Seat and Mesh Back</b>                      Unit weight: 45 LB   20.5 KG                      Carton weight: 57 LB   25.85 KG                      Carton volume: 10.5 FT³   0.29 MT³</p>	<p>List price</p> <p><b>MVL3198U</b> 864</p>																																			
	<table border="1"> <thead> <tr> <th rowspan="2"></th> <th colspan="3">OVERALL DIMENSIONS</th> <th colspan="3">SEAT DIMENSIONS</th> <th colspan="2">BACK DIMENSIONS</th> </tr> <tr> <th>W</th> <th>D</th> <th>H</th> <th>W</th> <th>D</th> <th>H</th> <th>W</th> <th>H</th> </tr> </thead> <tbody> <tr> <td>IN</td> <td>25.5</td> <td>25.5</td> <td>49.75</td> <td>20</td> <td>18</td> <td>16-20</td> <td>18.5</td> <td>22.5-24.75</td> </tr> <tr> <td>MM</td> <td>648</td> <td>648</td> <td>1264</td> <td>508</td> <td>457</td> <td>406-508</td> <td>470</td> <td>572-629</td> </tr> </tbody> </table> <p>Ergonomic features: A, B, C, D, E, H, L, M, N, Q, R, U</p> <p>RTA 2 1 per carton</p>		OVERALL DIMENSIONS			SEAT DIMENSIONS			BACK DIMENSIONS		W	D	H	W	D	H	W	H	IN	25.5	25.5	49.75	20	18	16-20	18.5	22.5-24.75	MM	648	648	1264	508	457	406-508	470	572-629
			OVERALL DIMENSIONS			SEAT DIMENSIONS			BACK DIMENSIONS																											
W		D	H	W	D	H	W	H																												
IN	25.5	25.5	49.75	20	18	16-20	18.5	22.5-24.75																												
MM	648	648	1264	508	457	406-508	470	572-629																												
<p>List price</p> <p><b>MVL3198U</b> 864</p>																																				

DESCRIPTION	MODEL# / FEATURES																																				
		List price																																			
	MVL3198	899																																			
<p><b>High Back Weight Sensing Synchro-Tilter w/Headrest, Mesh Seat and Back</b>                      Unit weight: 48.5 LB   22 KG                      Carton weight: 60.5 LB   27.44 KG                      Carton volume: 10.5 FT³   0.29 MT³</p>	<p>Ergonomic features:                      A, B, C, D, E, H, L, M, Q, R, U</p>	<table border="1"> <thead> <tr> <th colspan="3">OVERALL DIMENSIONS</th> <th colspan="3">SEAT DIMENSIONS</th> <th colspan="2">BACK DIMENSIONS</th> </tr> <tr> <th></th> <th>W</th> <th>D</th> <th>H</th> <th>W</th> <th>D</th> <th>H</th> <th>W</th> <th>H</th> </tr> </thead> <tbody> <tr> <td>IN</td> <td>24.5</td> <td>24</td> <td>48.5</td> <td>20</td> <td>18</td> <td>16.5-20.5</td> <td>18.5</td> <td>29.5-33.5</td> </tr> <tr> <td>MM</td> <td>622</td> <td>610</td> <td>1232</td> <td>508</td> <td>457</td> <td>419-521</td> <td>470</td> <td>749-851</td> </tr> </tbody> </table> <p><b>RTA 2</b> 1 per carton</p>	OVERALL DIMENSIONS			SEAT DIMENSIONS			BACK DIMENSIONS			W	D	H	W	D	H	W	H	IN	24.5	24	48.5	20	18	16.5-20.5	18.5	29.5-33.5	MM	622	610	1232	508	457	419-521	470	749-851
OVERALL DIMENSIONS			SEAT DIMENSIONS			BACK DIMENSIONS																															
	W	D	H	W	D	H	W	H																													
IN	24.5	24	48.5	20	18	16.5-20.5	18.5	29.5-33.5																													
MM	622	610	1232	508	457	419-521	470	749-851																													

FULL-TIME



model MVL2900

STANDARD FEATURES

- Canadian made, ergonomic seating.
- Extra thick seat foam and contoured back.
- Standard with height and width adjustable arms with self-skinned urethane (SSU) armcaps.
- Dual wheel carpet casters (C65) are standard.
- Can be upholstered in all Global grade 1 seating textiles with the exception of Luxhide (see page 134).
- Compliant with the emissions guidelines set by the GREENGUARD Environmental Institute.
- Limited Warranty (5-year exceptions apply - see page 138).
- Weight capacity for this series is 300 lbs.

CHAIR ADJUSTMENTS

- Multi-tilter with infinite position tilt lock.
- Infinite position back and seat angle adjustments, including forward tilt.
- Back height adjustment.
- Pneumatic seat height adjustment.

OPTIONAL FEATURES

- For hard surface flooring casters, please specify (C65R). Add \$21/set.
- For optional sliding seat depth adjustment, please specify (MD). Add \$32.

ALTERNATE TEXTILE OPTIONS

- Graded-in textiles are available. No minimum quantities. Contact Customer Service for pricing.
- Bantam is a durable, bleach cleanable (9:1) vinyl, but due to the stiff nature of the textile, this vinyl is prone to bunching and will not upholster as smoothly as other coverings in this series.

DESCRIPTION

MODEL# / FEATURES



Medium Back Multi-Tilter

Unit weight: 50 LB | 22.7 KG  
 Carton weight: 56 LB | 25.4 KG  
 Carton volume: 10.5 FT³ | 0.29 MT³

		List price							
<b>MVL2900</b>		696							
Fabric									
OVERALL DIMENSIONS			SEAT DIMENSIONS			BACK DIMENSIONS			
	W	D	H	W	D	H	W	H	
IN	24.5	25	41	19.5	19	17.5-21.5	20	20-22	
MM	622	635	1041	495	483	445-546	508	508-559	
Ergonomic features:		RTA 2		courier		1 per carton		CANADA	certified

## GENNEX



model OTG11340



model OTG11341

### STANDARD FEATURES

- Multi-purpose guest/nesting chairs feature a flip up seat allowing chairs to stack horizontally.
- Durable Black steel frame.
- Black mesh back.
- Models with arms or without arms are available. Armchair features Black polyurethane armcaps.
- Dual wheel carpet casters are standard.
- Seat can be upholstered in all Global grade 1 seating textiles or in Luxhide bonded leather (see page 134).
- Compliant with the emissions guidelines set by the GREENGUARD Environmental Institute.
- Limited Warranty (5-year exceptions apply - see page 138).
- Weight capacity for this series is 300 lbs.

### OPTIONAL FEATURES

- Hard surface flooring casters (**C9RSET4**) can be purchased separately. Add \$76/set.

### ALTERNATE TEXTILE OPTIONS

- Graded-in textiles are available (seat only). No minimum quantities. Contact Customer Service for pricing.

DESCRIPTION	MODEL# / FEATURES
-------------	-------------------



#### Nesting Guest Armchair w/Casters, Mesh Back and Uph Seat

Unit weight: 24 LB | 10.9 KG  
 Carton weight: 29 LB | 13.15 KG  
 Carton volume: 15.75 FT<sup>3</sup> | 0.44 MT<sup>3</sup>

Ergonomic features:  
 M, N

List price

OTG11340

555

	OVERALL DIMENSIONS			SEAT DIMENSIONS			BACK DIMENSIONS	
	W	D	H	W	D	H	W	H
IN	25.5	22	33	17.5	16.5	20.5	17	15
MM	648	559	838	445	419	521	432	381



2 per carton (pricing and specifications are for one chair)



#### Armless Nesting Guest Chair w/Casters, Mesh Back and Uph Seat

Unit weight: 21 LB | 9.5 KG  
 Carton weight: 25.5 LB | 11.57 KG  
 Carton volume: 13.25 FT<sup>3</sup> | 0.37 MT<sup>3</sup>

Ergonomic features:  
 M, N

List price

OTG11341

531

	OVERALL DIMENSIONS			SEAT DIMENSIONS			BACK DIMENSIONS	
	W	D	H	W	D	H	W	H
IN	22	22	33	17.5	16.5	20.5	17	15
MM	559	559	838	445	419	521	432	381



2 per carton (pricing and specifications are for one chair)



IBEX



model MVL2801



model MVL2814



model MVL2807



model MVL2809

STANDARD FEATURES

- Ergonomic mesh seating designed to promote good posture and provide maximum comfort. Designed by Zooley Chu, Canadian made.
- Available with four different mechanism options: synchro-tilter, multi-tilter, tilter and task. Height adjustable chairs available with task mechanism only.
- Standard with height adjustable T-arms with self-skinned urethane (SSU) armcaps (except armless and guest chairs).
- Dual wheel carpet casters (C1) are standard (except four-legged guest chairs).
- Guest chairs have polymer armcaps (except armless models), a welded steel wall saver frame and are shipped fully assembled.
- Mesh back and mesh seat models can only be upholstered in Black mesh (MS69).
- Mesh back and upholstered seat models: Mesh back is available in Black (MS69) only and seating surface can be upholstered in Luxhide bonded leather (various colours) or in all Global grade 1 seating textiles (see page 134).
- Compliant with the emissions guidelines set by the GREENGUARD Environmental Institute.
- Limited Warranty (5-year exceptions apply - see page 138).
- Weight capacity for this series is 300 lbs.

CHAIR ADJUSTMENTS



- **Synchro-tilter chairs**
  - Synchro tilt with multi-position tilt lock.
  - Tilt tension adjustment.
  - Adjustable lumbar support.
  - Pneumatic seat height adjustment.
- **Multi-tilter chairs**
  - Infinite position tilt lock.
  - Tilt tension adjustment.
  - Infinite back and seat angle adjustment.
  - Adjustable lumbar support.
  - Pneumatic seat height adjustment.
- **Tilter chairs**
  - Center tilt with upright position tilt lock.
  - Tilt tension adjustment.
  - Seat depth adjustment.
  - Adjustable lumbar support.
  - Pneumatic seat height adjustment.
- **Task chairs**
  - Seat depth adjustment.
  - Adjustable lumbar support.
  - Pneumatic seat height adjustment.
- **Height adjustable chairs**
  - Task mechanism.
  - Adjustable lumbar support.
  - Pneumatic seat height adjustment.
  - Height adjustable Chrome footrest.

OPTIONAL FEATURES





















- For hard surface flooring casters, please specify (C9R). Add \$21/set.
- For optional sliding seat depth adjustment on multi-tilter chairs, please specify (MD). Add \$32.

ALTERNATE TEXTILE OPTIONS


- Graded-in textiles are available. No minimum quantities. Contact Customer Service for pricing.

DESCRIPTION	MODEL# / FEATURES																																		
 <p><b>Synchro-Tilter, Mesh Back and Uph Seat</b> Unit weight: 42 LB   19.1 KG Carton weight: 51 LB   23.13 KG Carton volume: 10.5 FT<sup>3</sup>   0.29 MT<sup>3</sup></p>	<p>List price</p> <p><b>MVL2801</b> Luxhide bonded leather or fabric</p> <p>726</p>																																		
	<table border="1"> <thead> <tr> <th rowspan="2"></th> <th colspan="3">OVERALL DIMENSIONS</th> <th colspan="3">SEAT DIMENSIONS</th> <th colspan="2">BACK DIMENSIONS</th> </tr> <tr> <th>W</th> <th>D</th> <th>H</th> <th>W</th> <th>D</th> <th>H</th> <th>W</th> <th>H</th> </tr> </thead> <tbody> <tr> <td>IN</td> <td>26</td> <td>26.5</td> <td>39.5</td> <td>20</td> <td>18.5</td> <td>16.5-21.5</td> <td>19.5</td> <td>20.5</td> </tr> <tr> <td>MM</td> <td>660</td> <td>673</td> <td>1003</td> <td>508</td> <td>470</td> <td>419-546</td> <td>495</td> <td>521</td> </tr> </tbody> </table> <p>Ergonomic features: A, B, C, D, H, L, M, N</p> <p>RTA 2    courier    1 per carton    CANADA    GREENGUARD</p>		OVERALL DIMENSIONS			SEAT DIMENSIONS			BACK DIMENSIONS		W	D	H	W	D	H	W	H	IN	26	26.5	39.5	20	18.5	16.5-21.5	19.5	20.5	MM	660	673	1003	508	470	419-546	495
	OVERALL DIMENSIONS			SEAT DIMENSIONS			BACK DIMENSIONS																												
	W	D	H	W	D	H	W	H																											
IN	26	26.5	39.5	20	18.5	16.5-21.5	19.5	20.5																											
MM	660	673	1003	508	470	419-546	495	521																											
 <p><b>Multi-Tilter, Mesh Back and Uph Seat</b> Unit weight: 47 LB   21.4 KG Carton weight: 56 LB   25.4 KG Carton volume: 10.5 FT<sup>3</sup>   0.29 MT<sup>3</sup></p>	<p>List price</p> <p><b>MVL2803</b> Luxhide bonded leather or fabric</p> <p>791</p>																																		
	<table border="1"> <thead> <tr> <th rowspan="2"></th> <th colspan="3">OVERALL DIMENSIONS</th> <th colspan="3">SEAT DIMENSIONS</th> <th colspan="2">BACK DIMENSIONS</th> </tr> <tr> <th>W</th> <th>D</th> <th>H</th> <th>W</th> <th>D</th> <th>H</th> <th>W</th> <th>H</th> </tr> </thead> <tbody> <tr> <td>IN</td> <td>26</td> <td>27</td> <td>39.5</td> <td>20</td> <td>18.5</td> <td>17.5-22.5</td> <td>19.5</td> <td>20</td> </tr> <tr> <td>MM</td> <td>660</td> <td>686</td> <td>1003</td> <td>508</td> <td>470</td> <td>445-572</td> <td>495</td> <td>508</td> </tr> </tbody> </table> <p>Ergonomic features: A, B, C, D, F, G, H, M, N, S</p> <p>RTA 2    courier    1 per carton    CANADA    GREENGUARD</p>		OVERALL DIMENSIONS			SEAT DIMENSIONS			BACK DIMENSIONS		W	D	H	W	D	H	W	H	IN	26	27	39.5	20	18.5	17.5-22.5	19.5	20	MM	660	686	1003	508	470	445-572	495
	OVERALL DIMENSIONS			SEAT DIMENSIONS			BACK DIMENSIONS																												
	W	D	H	W	D	H	W	H																											
IN	26	27	39.5	20	18.5	17.5-22.5	19.5	20																											
MM	660	686	1003	508	470	445-572	495	508																											



DESCRIPTION	MODEL# / FEATURES																																			
 <p><b>Tilter, Mesh Back and Uph Seat</b>                      Unit weight: 40 LB   18.2 KG                      Carton weight: 49 LB   22.23 KG                      Carton volume: 10.5 FT³   0.29 MT³</p>	List price <b>MVL2804</b> Luxhide bonded leather or fabric 695																																			
	<table border="1"> <thead> <tr> <th rowspan="2"></th> <th colspan="3">OVERALL DIMENSIONS</th> <th colspan="3">SEAT DIMENSIONS</th> <th colspan="2">BACK DIMENSIONS</th> </tr> <tr> <th>W</th> <th>D</th> <th>H</th> <th>W</th> <th>D</th> <th>H</th> <th>W</th> <th>H</th> </tr> </thead> <tbody> <tr> <td>IN</td> <td>26</td> <td>26.5</td> <td>38.5</td> <td>20</td> <td>18.5</td> <td>16.5-21.5</td> <td>19.5</td> <td>20.5</td> </tr> <tr> <td>MM</td> <td>660</td> <td>673</td> <td>978</td> <td>508</td> <td>470</td> <td>419-546</td> <td>495</td> <td>521</td> </tr> </tbody> </table>		OVERALL DIMENSIONS			SEAT DIMENSIONS			BACK DIMENSIONS		W	D	H	W	D	H	W	H	IN	26	26.5	38.5	20	18.5	16.5-21.5	19.5	20.5	MM	660	673	978	508	470	419-546	495	521
			OVERALL DIMENSIONS			SEAT DIMENSIONS			BACK DIMENSIONS																											
		W	D	H	W	D	H	W	H																											
IN	26	26.5	38.5	20	18.5	16.5-21.5	19.5	20.5																												
MM	660	673	978	508	470	419-546	495	521																												
Ergonomic features: A, B, C, D, E, H, M, N, S RTA 2  1 per carton  																																				
	List price <b>MVL2806</b> Luxhide bonded leather or fabric 631																																			
 <p><b>Task, Mesh Back and Uph Seat</b>                      Unit weight: 32 LB   14.5 KG                      Carton weight: 41 LB   18.6 KG                      Carton volume: 10.5 FT³   0.29 MT³</p>	Ergonomic features: C, D, E, H, M, N RTA 2  1 per carton  																																			
	List price <b>MVL2807</b> Luxhide bonded leather or fabric 724																																			
	 <p><b>Armless Height Adjustable, Mesh Back and Uph Seat</b>                      Unit weight: 31 LB   14.1 KG                      Carton weight: 40 LB   18.14 KG                      Carton volume: 10.5 FT³   0.29 MT³</p>	Ergonomic features: C, D, M, N RTA 2  1 per carton  																																		
		List price <b>MVL2808</b> Luxhide bonded leather or fabric 846																																		
 <p><b>Height Adjustable w/Arms, Mesh Back and Uph Seat</b>                      Unit weight: 37 LB   16.8 KG                      Carton weight: 46 LB   20.87 KG                      Carton volume: 10.5 FT³   0.29 MT³</p>		Ergonomic features: C, D, H, M, N RTA 2  1 per carton  																																		
		List price <b>MVL2809</b> Luxhide bonded leather or fabric 535																																		
	 <p><b>Guest Chair, Mesh Back and Uph Seat</b>                      Unit weight: 20 LB   9.1 KG                      Carton weight: 28 LB   12.7 KG                      Carton volume: 15.5 FT³   0.43 MT³</p>	Stacks 5 high. Ergonomic features: M, N RTA 00  1 per carton  																																		
		<table border="1"> <thead> <tr> <th rowspan="2"></th> <th colspan="3">OVERALL DIMENSIONS</th> <th colspan="3">SEAT DIMENSIONS</th> <th colspan="2">BACK DIMENSIONS</th> </tr> <tr> <th>W</th> <th>D</th> <th>H</th> <th>W</th> <th>D</th> <th>H</th> <th>W</th> <th>H</th> </tr> </thead> <tbody> <tr> <td>IN</td> <td>25.25</td> <td>24</td> <td>34.5</td> <td>19.5</td> <td>18</td> <td>17.5</td> <td>19</td> <td>17</td> </tr> <tr> <td>MM</td> <td>641</td> <td>610</td> <td>876</td> <td>495</td> <td>457</td> <td>445</td> <td>483</td> <td>432</td> </tr> </tbody> </table>		OVERALL DIMENSIONS			SEAT DIMENSIONS			BACK DIMENSIONS		W	D	H	W	D	H	W	H	IN	25.25	24	34.5	19.5	18	17.5	19	17	MM	641	610	876	495	457	445	483
		OVERALL DIMENSIONS			SEAT DIMENSIONS			BACK DIMENSIONS																												
		W	D	H	W	D	H	W	H																											
IN	25.25	24	34.5	19.5	18	17.5	19	17																												
MM	641	610	876	495	457	445	483	432																												

**DESCRIPTION MODEL# / FEATURES**



**Guest Chair w/Casters, Mesh Back and Uph Seat**

Unit weight: 20 LB | 9.1 KG  
 Carton weight: 28 LB | 12.7 KG  
 Carton volume: 15.5 FT³ | 0.43 MT³

List price		647						
<b>MVL2809C</b>		Luxehide bonded leather or fabric						
OVERALL DIMENSIONS			SEAT DIMENSIONS			BACK DIMENSIONS		
W	D	H	W	D	H	W	H	
IN 25.25	24	34.5	19.5	18	17.5	19	17	
MM 641	610	876	495	457	445	483	432	
Ergonomic features: M, N		<b>RTA 00</b>	1 per carton					



**Guest Bar Stool, Mesh Back and Uph Seat**

Unit weight: 25.5 LB | 11.6 KG  
 Carton weight: 36 LB | 16.33 KG  
 Carton volume: 20 FT³ | 0.56 MT³

List price		795						
<b>MVL2809BSMU</b>		Luxehide bonded leather or fabric						
OVERALL DIMENSIONS			SEAT DIMENSIONS			BACK DIMENSIONS		
W	D	H	W	D	H	W	H	
IN 25	25.75	45	19.5	17.5	28.5	18.5	16.5	
MM 635	654	1143	495	445	724	470	419	
Ergonomic features: M, N		<b>RTA 00</b>	1 per carton					



**Guest Bar Stool, Uph Back and Seat**

Unit weight: 25.5 LB | 11.6 KG  
 Carton weight: 36 LB | 16.33 KG  
 Carton volume: 24 FT³ | 0.67 MT³

List price		892						
<b>MVL2809BSUU</b>		Luxehide bonded leather or fabric						
OVERALL DIMENSIONS			SEAT DIMENSIONS			BACK DIMENSIONS		
W	D	H	W	D	H	W	H	
IN 25	25.75	45	19.5	18.5	28.5	18.5	16.5	
MM 635	654	1143	495	470	724	470	419	
Ergonomic features: M, N		<b>RTA 00</b>	1 per carton					



**Synchro-Tilter, Uph Back and Seat**

Unit weight: 42 LB | 19.1 KG  
 Carton weight: 51 LB | 23.13 KG  
 Carton volume: 10.5 FT³ | 0.29 MT³





















List price		824							
<b>MVL2811</b>		Luxehide bonded leather or fabric							
OVERALL DIMENSIONS			SEAT DIMENSIONS			BACK DIMENSIONS			
W	D	H	W	D	H	W	H		
IN 26	26.5	39.5	20	18.5	16.5-21.5	19.5	20.5		
MM 660	673	1003	508	470	419-546	495	521		
Ergonomic features: A, B, C, D, H, L, M, N		<b>RTA 2</b>		1 per carton					




**Multi-Tilter, Uph Back and Seat**

Unit weight: 47 LB | 21.4 KG  
 Carton weight: 56 LB | 25.4 KG  
 Carton volume: 10.5 FT³ | 0.29 MT³

List price		892							
<b>MVL2813</b>		Luxehide bonded leather or fabric							
OVERALL DIMENSIONS			SEAT DIMENSIONS			BACK DIMENSIONS			
W	D	H	W	D	H	W	H		
IN 26	27	39.5	20	18.5	17.5-22.5	19.5	20		
MM 660	686	1003	508	470	445-572	495	508		
Ergonomic features: A, B, C, D, F, G, H, M, N, S		<b>RTA 2</b>		1 per carton					

DESCRIPTION	MODEL# / FEATURES																																
 <p><b>Tilter, Uph Back and Seat</b>                      Unit weight: 40 LB   18.2 KG                      Carton weight: 49 LB   22.23 KG                      Carton volume: 10.5 FT³   0.29 MT³</p>	<p>List price</p> <p><b>MVL2814</b>                      Luxhide bonded leather or fabric</p> <p>791</p>																																
	<table border="1"> <thead> <tr> <th colspan="3">OVERALL DIMENSIONS</th> <th colspan="3">SEAT DIMENSIONS</th> <th colspan="2">BACK DIMENSIONS</th> </tr> <tr> <th>W</th> <th>D</th> <th>H</th> <th>W</th> <th>D</th> <th>H</th> <th>W</th> <th>H</th> </tr> </thead> <tbody> <tr> <td>IN 26</td> <td>26.5</td> <td>38.5</td> <td>20</td> <td>18.5</td> <td>16.5-21.5</td> <td>19.5</td> <td>20.5</td> </tr> <tr> <td>MM 660</td> <td>673</td> <td>978</td> <td>508</td> <td>470</td> <td>419-546</td> <td>495</td> <td>521</td> </tr> </tbody> </table>	OVERALL DIMENSIONS			SEAT DIMENSIONS			BACK DIMENSIONS		W	D	H	W	D	H	W	H	IN 26	26.5	38.5	20	18.5	16.5-21.5	19.5	20.5	MM 660	673	978	508	470	419-546	495	521
	OVERALL DIMENSIONS			SEAT DIMENSIONS			BACK DIMENSIONS																										
	W	D	H	W	D	H	W	H																									
	IN 26	26.5	38.5	20	18.5	16.5-21.5	19.5	20.5																									
MM 660	673	978	508	470	419-546	495	521																										
<p>Ergonomic features:                      A, B, C, D, E, H, M, N, S</p> <p>RTA 2  1 per carton  </p>																																	
 <p><b>Task, Uph Back and Seat</b>                      Unit weight: 32 LB   14.5 KG                      Carton weight: 41 LB   18.6 KG                      Carton volume: 10.5 FT³   0.29 MT³</p>	<p>List price</p> <p><b>MVL2816</b>                      Luxhide bonded leather or fabric</p> <p>732</p>																																
	<table border="1"> <thead> <tr> <th colspan="3">OVERALL DIMENSIONS</th> <th colspan="3">SEAT DIMENSIONS</th> <th colspan="2">BACK DIMENSIONS</th> </tr> <tr> <th>W</th> <th>D</th> <th>H</th> <th>W</th> <th>D</th> <th>H</th> <th>W</th> <th>H</th> </tr> </thead> <tbody> <tr> <td>IN 26</td> <td>26.5</td> <td>37</td> <td>20</td> <td>18.5</td> <td>16-21</td> <td>19.5</td> <td>20.5</td> </tr> <tr> <td>MM 660</td> <td>673</td> <td>940</td> <td>508</td> <td>470</td> <td>406-533</td> <td>495</td> <td>521</td> </tr> </tbody> </table>	OVERALL DIMENSIONS			SEAT DIMENSIONS			BACK DIMENSIONS		W	D	H	W	D	H	W	H	IN 26	26.5	37	20	18.5	16-21	19.5	20.5	MM 660	673	940	508	470	406-533	495	521
	OVERALL DIMENSIONS			SEAT DIMENSIONS			BACK DIMENSIONS																										
	W	D	H	W	D	H	W	H																									
	IN 26	26.5	37	20	18.5	16-21	19.5	20.5																									
MM 660	673	940	508	470	406-533	495	521																										
<p>Ergonomic features:                      C, D, E, H, M, N</p> <p>RTA 2  1 per carton  </p>																																	
 <p><b>Armless Height Adjustable, Uph Back and Seat</b>                      Unit weight: 31 LB   14.1 KG                      Carton weight: 40 LB   18.14 KG                      Carton volume: 10.5 FT³   0.29 MT³</p>	<p>List price</p> <p><b>MVL2817</b>                      Luxhide bonded leather or fabric</p> <p>821</p>																																
	<table border="1"> <thead> <tr> <th colspan="3">OVERALL DIMENSIONS</th> <th colspan="3">SEAT DIMENSIONS</th> <th colspan="2">BACK DIMENSIONS</th> </tr> <tr> <th>W</th> <th>D</th> <th>H</th> <th>W</th> <th>D</th> <th>H</th> <th>W</th> <th>H</th> </tr> </thead> <tbody> <tr> <td>IN 20</td> <td>26.5</td> <td>48</td> <td>20</td> <td>18.5</td> <td>23-33</td> <td>19.5</td> <td>20.5</td> </tr> <tr> <td>MM 508</td> <td>673</td> <td>1219</td> <td>508</td> <td>470</td> <td>584-838</td> <td>495</td> <td>521</td> </tr> </tbody> </table>	OVERALL DIMENSIONS			SEAT DIMENSIONS			BACK DIMENSIONS		W	D	H	W	D	H	W	H	IN 20	26.5	48	20	18.5	23-33	19.5	20.5	MM 508	673	1219	508	470	584-838	495	521
	OVERALL DIMENSIONS			SEAT DIMENSIONS			BACK DIMENSIONS																										
	W	D	H	W	D	H	W	H																									
	IN 20	26.5	48	20	18.5	23-33	19.5	20.5																									
MM 508	673	1219	508	470	584-838	495	521																										
<p>Ergonomic features:                      C, D, M, N</p> <p>RTA 2  1 per carton  </p>																																	
 <p><b>Height Adjustable w/Arms, Uph Back and Seat</b>                      Unit weight: 37 LB   16.8 KG                      Carton weight: 46 LB   20.87 KG                      Carton volume: 10.5 FT³   0.29 MT³</p>	<p>List price</p> <p><b>MVL2818</b>                      Luxhide bonded leather or fabric</p> <p>942</p>																																
	<table border="1"> <thead> <tr> <th colspan="3">OVERALL DIMENSIONS</th> <th colspan="3">SEAT DIMENSIONS</th> <th colspan="2">BACK DIMENSIONS</th> </tr> <tr> <th>W</th> <th>D</th> <th>H</th> <th>W</th> <th>D</th> <th>H</th> <th>W</th> <th>H</th> </tr> </thead> <tbody> <tr> <td>IN 26</td> <td>26.5</td> <td>48</td> <td>20</td> <td>18.5</td> <td>23-33</td> <td>19.5</td> <td>20.5</td> </tr> <tr> <td>MM 660</td> <td>673</td> <td>1219</td> <td>508</td> <td>470</td> <td>584-838</td> <td>495</td> <td>521</td> </tr> </tbody> </table>	OVERALL DIMENSIONS			SEAT DIMENSIONS			BACK DIMENSIONS		W	D	H	W	D	H	W	H	IN 26	26.5	48	20	18.5	23-33	19.5	20.5	MM 660	673	1219	508	470	584-838	495	521
	OVERALL DIMENSIONS			SEAT DIMENSIONS			BACK DIMENSIONS																										
	W	D	H	W	D	H	W	H																									
	IN 26	26.5	48	20	18.5	23-33	19.5	20.5																									
MM 660	673	1219	508	470	584-838	495	521																										
<p>Ergonomic features:                      C, D, H, M, N</p> <p>RTA 2  1 per carton  </p>																																	
 <p><b>Guest Chair, Uph Back and Seat</b>                      Unit weight: 20 LB   9.1 KG                      Carton weight: 28 LB   12.7 KG                      Carton volume: 15.5 FT³   0.43 MT³</p>	<p>List price</p> <p><b>MVL2819</b>                      Luxhide bonded leather or fabric</p> <p>628</p>																																
	<p>Stacks 5 high.</p> <table border="1"> <thead> <tr> <th colspan="3">OVERALL DIMENSIONS</th> <th colspan="3">SEAT DIMENSIONS</th> <th colspan="2">BACK DIMENSIONS</th> </tr> <tr> <th>W</th> <th>D</th> <th>H</th> <th>W</th> <th>D</th> <th>H</th> <th>W</th> <th>H</th> </tr> </thead> <tbody> <tr> <td>IN 25.25</td> <td>24</td> <td>34.5</td> <td>19.5</td> <td>18</td> <td>17.5</td> <td>19</td> <td>17</td> </tr> <tr> <td>MM 641</td> <td>610</td> <td>876</td> <td>495</td> <td>457</td> <td>445</td> <td>483</td> <td>432</td> </tr> </tbody> </table>	OVERALL DIMENSIONS			SEAT DIMENSIONS			BACK DIMENSIONS		W	D	H	W	D	H	W	H	IN 25.25	24	34.5	19.5	18	17.5	19	17	MM 641	610	876	495	457	445	483	432
	OVERALL DIMENSIONS			SEAT DIMENSIONS			BACK DIMENSIONS																										
	W	D	H	W	D	H	W	H																									
	IN 25.25	24	34.5	19.5	18	17.5	19	17																									
MM 641	610	876	495	457	445	483	432																										
<p>Back exterior upholstered in Jenny, Ebony (JN02).</p> <p>Ergonomic features:                      M, N</p> <p>RTA 00  1 per carton  </p>																																	

DESCRIPTION MODEL# / FEATURES



**Guest Chair w/Casters, Uph Back and Seat**  
 Unit weight: 20 LB | 9.1 KG  
 Carton weight: 28 LB | 12.7 KG  
 Carton volume: 15.5 FT³ | 0.43 MT³

List price  
**MVL2819C** 735  
 Luxhide bonded leather or fabric

	OVERALL DIMENSIONS			SEAT DIMENSIONS			BACK DIMENSIONS	
	W	D	H	W	D	H	W	H
Back exterior upholstered in Jenny, Ebony (JN02).	IN 25.25 MM 641	24 610	34.5 876	19.5 495	18 457	17.5 445	19 483	17 432
Ergonomic features: M, N	RTA 00		1 per carton	CANADA		certified		



**Synchro-Tilter, Mesh Back and Seat**  
 Unit weight: 42 LB | 19.1 KG  
 Carton weight: 51 LB | 23.13 KG  
 Carton volume: 10.5 FT³ | 0.29 MT³

List price  
**MVL2821** 781  
 Black mesh

	OVERALL DIMENSIONS			SEAT DIMENSIONS			BACK DIMENSIONS	
	W	D	H	W	D	H	W	H
Ergonomic features: A, B, C, D, H, L, M	IN 26 MM 660	26.5 673	39.5 1003	20 508	18.5 470	16.5-21.5 419-546	19.5 495	20.5 521
	RTA 2		courier	1 per carton	ENGINEERED TESTER ASSEMBLED CONÇO TESTE MONTÉ		certified	



**Multi-Tilter, Mesh Back and Seat**  
 Unit weight: 47 LB | 21.4 KG  
 Carton weight: 56 LB | 25.4 KG  
 Carton volume: 10.5 FT³ | 0.29 MT³

List price  
**MVL2823** 846  
 Black mesh

	OVERALL DIMENSIONS			SEAT DIMENSIONS			BACK DIMENSIONS	
	W	D	H	W	D	H	W	H
Ergonomic features: A, B, C, D, F, G, H, M, S	IN 26 MM 660	27 686	39.5 1003	20 508	18.5 470	17.5-22.5 445-572	19.5 495	20 508
	RTA 2		courier	1 per carton	ENGINEERED TESTER ASSEMBLED CONÇO TESTE MONTÉ		certified	



**Tilter, Mesh Back and Seat**  
 Unit weight: 40 LB | 18.2 KG  
 Carton weight: 49 LB | 22.23 KG  
 Carton volume: 10.5 FT³ | 0.29 MT³

List price  
**MVL2824** 750  
 Black mesh

	OVERALL DIMENSIONS			SEAT DIMENSIONS			BACK DIMENSIONS	
	W	D	H	W	D	H	W	H
Ergonomic features: A, B, C, D, E, H, M, S	IN 26 MM 660	26.5 673	38.5 978	20 508	18.5 470	16.5-21.5 419-546	19.5 495	20.5 521
	RTA 2		courier	1 per carton	ENGINEERED TESTER ASSEMBLED CONÇO TESTE MONTÉ		certified	



**Task, Mesh Back and Seat**  
 Unit weight: 32 LB | 14.5 KG  
 Carton weight: 41 LB | 18.6 KG  
 Carton volume: 10.5 FT³ | 0.29 MT³

List price  
**MVL2826** 686  
 Black mesh


	OVERALL DIMENSIONS			SEAT DIMENSIONS			BACK DIMENSIONS	
	W	D	H	W	D	H	W	H
Ergonomic features: C, D, E, H, M	IN 26 MM 660	26.5 673	37 940	20 508	18.5 470	16-21 406-533	19.5 495	20.5 521
	RTA 2		courier	1 per carton	ENGINEERED TESTER ASSEMBLED CONÇO TESTE MONTÉ		certified	





**Armless Height Adjustable, Mesh Back and Seat**  
 Unit weight: 31 LB | 14.1 KG  
 Carton weight: 40 LB | 18.14 KG  
 Carton volume: 10.5 FT³ | 0.29 MT³


List price  
**MVL2827** 779  
 Black mesh


	OVERALL DIMENSIONS			SEAT DIMENSIONS			BACK DIMENSIONS	
	W	D	H	W	D	H	W	H
Ergonomic features: C, D, M	IN 20 MM 508	26.5 673	48 1219	20 508	18.5 470	23-33 584-838	19.5 495	20.5 521
	RTA 2		courier	1 per carton	ENGINEERED TESTER ASSEMBLED CONÇO TESTE MONTÉ		certified	

DESCRIPTION	MODEL# / FEATURES	List price																																
 <p><b>Height Adjustable w/Arms, Mesh Back and Seat</b>                      Unit weight: 37 LB   16.8 KG                      Carton weight: 46 LB   20.87 KG                      Carton volume: 10.5 FT<sup>3</sup>   0.29 MT<sup>3</sup></p>	<b>MVL2828</b> Black mesh	901																																
	<table border="1"> <thead> <tr> <th colspan="3">OVERALL DIMENSIONS</th> <th colspan="3">SEAT DIMENSIONS</th> <th colspan="2">BACK DIMENSIONS</th> </tr> <tr> <th>W</th> <th>D</th> <th>H</th> <th>W</th> <th>D</th> <th>H</th> <th>W</th> <th>H</th> </tr> </thead> <tbody> <tr> <td>IN 26</td> <td>26.5</td> <td>48</td> <td>20</td> <td>18.5</td> <td>23-33</td> <td>19.5</td> <td>20.5</td> </tr> <tr> <td>MM 660</td> <td>673</td> <td>1219</td> <td>508</td> <td>470</td> <td>584-838</td> <td>495</td> <td>521</td> </tr> </tbody> </table>		OVERALL DIMENSIONS			SEAT DIMENSIONS			BACK DIMENSIONS		W	D	H	W	D	H	W	H	IN 26	26.5	48	20	18.5	23-33	19.5	20.5	MM 660	673	1219	508	470	584-838	495	521
	OVERALL DIMENSIONS			SEAT DIMENSIONS			BACK DIMENSIONS																											
W	D	H	W	D	H	W	H																											
IN 26	26.5	48	20	18.5	23-33	19.5	20.5																											
MM 660	673	1219	508	470	584-838	495	521																											
Ergonomic features: C, D, H, M		RTA 2    coultier    1 per carton    ENGINEERED TESTER ASSEMBLED SINCE TESTE MONTÉ    CANADIAN																																

DESCRIPTION	MODEL# / FEATURES	List price																																
 <p><b>Armless Guest Chair, Mesh Back and Uph Seat</b>                      Unit weight: 19 LB   8.6 KG                      Carton weight: 27 LB   12.25 KG                      Carton volume: 13.75 FT<sup>3</sup>   0.38 MT<sup>3</sup></p>	<b>MVL2831</b> Luxhide bonded leather or fabric	498																																
	<table border="1"> <thead> <tr> <th colspan="3">OVERALL DIMENSIONS</th> <th colspan="3">SEAT DIMENSIONS</th> <th colspan="2">BACK DIMENSIONS</th> </tr> <tr> <th>W</th> <th>D</th> <th>H</th> <th>W</th> <th>D</th> <th>H</th> <th>W</th> <th>H</th> </tr> </thead> <tbody> <tr> <td>IN 20</td> <td>24</td> <td>34.5</td> <td>19.5</td> <td>18</td> <td>17.5</td> <td>19</td> <td>17</td> </tr> <tr> <td>MM 508</td> <td>610</td> <td>876</td> <td>495</td> <td>457</td> <td>445</td> <td>483</td> <td>432</td> </tr> </tbody> </table>		OVERALL DIMENSIONS			SEAT DIMENSIONS			BACK DIMENSIONS		W	D	H	W	D	H	W	H	IN 20	24	34.5	19.5	18	17.5	19	17	MM 508	610	876	495	457	445	483	432
	OVERALL DIMENSIONS			SEAT DIMENSIONS			BACK DIMENSIONS																											
W	D	H	W	D	H	W	H																											
IN 20	24	34.5	19.5	18	17.5	19	17																											
MM 508	610	876	495	457	445	483	432																											
Stacks 5 high. Ergonomic features: M, N		RTA 00    1 per carton    CANADA    CANADIAN																																

DESCRIPTION	MODEL# / FEATURES	List price																																
 <p><b>Armless Guest Chair w/Casters, Mesh Back and Uph Seat</b>                      Unit weight: 19 LB   8.6 KG                      Carton weight: 27 LB   12.25 KG                      Carton volume: 13.75 FT<sup>3</sup>   0.38 MT<sup>3</sup></p>	<b>MVL2831C</b> Luxhide bonded leather or fabric	611																																
	<table border="1"> <thead> <tr> <th colspan="3">OVERALL DIMENSIONS</th> <th colspan="3">SEAT DIMENSIONS</th> <th colspan="2">BACK DIMENSIONS</th> </tr> <tr> <th>W</th> <th>D</th> <th>H</th> <th>W</th> <th>D</th> <th>H</th> <th>W</th> <th>H</th> </tr> </thead> <tbody> <tr> <td>IN 20</td> <td>24</td> <td>34.5</td> <td>19.5</td> <td>18</td> <td>17.5</td> <td>19</td> <td>17</td> </tr> <tr> <td>MM 508</td> <td>610</td> <td>876</td> <td>495</td> <td>457</td> <td>445</td> <td>483</td> <td>432</td> </tr> </tbody> </table>		OVERALL DIMENSIONS			SEAT DIMENSIONS			BACK DIMENSIONS		W	D	H	W	D	H	W	H	IN 20	24	34.5	19.5	18	17.5	19	17	MM 508	610	876	495	457	445	483	432
	OVERALL DIMENSIONS			SEAT DIMENSIONS			BACK DIMENSIONS																											
W	D	H	W	D	H	W	H																											
IN 20	24	34.5	19.5	18	17.5	19	17																											
MM 508	610	876	495	457	445	483	432																											
Ergonomic features: M, N		RTA 00    1 per carton    CANADA    CANADIAN																																

DESCRIPTION	MODEL# / FEATURES	List price																																
 <p><b>Armless Guest Bar Stool, Mesh Back and Uph Seat</b>                      Unit weight: 24 LB   10.9 KG                      Carton weight: 33 LB   14.97 KG                      Carton volume: 18.25 FT<sup>3</sup>   0.51 MT<sup>3</sup></p>	<b>MVL2831BSMU</b> Luxhide bonded leather or fabric	755																																
	<table border="1"> <thead> <tr> <th colspan="3">OVERALL DIMENSIONS</th> <th colspan="3">SEAT DIMENSIONS</th> <th colspan="2">BACK DIMENSIONS</th> </tr> <tr> <th>W</th> <th>D</th> <th>H</th> <th>W</th> <th>D</th> <th>H</th> <th>W</th> <th>H</th> </tr> </thead> <tbody> <tr> <td>IN 20.75</td> <td>25.75</td> <td>45</td> <td>19.5</td> <td>17.5</td> <td>28.5</td> <td>18.5</td> <td>16.5</td> </tr> <tr> <td>MM 527</td> <td>654</td> <td>1143</td> <td>495</td> <td>445</td> <td>724</td> <td>470</td> <td>419</td> </tr> </tbody> </table>		OVERALL DIMENSIONS			SEAT DIMENSIONS			BACK DIMENSIONS		W	D	H	W	D	H	W	H	IN 20.75	25.75	45	19.5	17.5	28.5	18.5	16.5	MM 527	654	1143	495	445	724	470	419
	OVERALL DIMENSIONS			SEAT DIMENSIONS			BACK DIMENSIONS																											
W	D	H	W	D	H	W	H																											
IN 20.75	25.75	45	19.5	17.5	28.5	18.5	16.5																											
MM 527	654	1143	495	445	724	470	419																											
Ergonomic features: M, N		RTA 00    1 per carton    CANADA    CANADIAN																																

DESCRIPTION	MODEL# / FEATURES	List price																																
 <p><b>Armless Guest Bar Stool, Uph Back and Seat</b>                      Unit weight: 24 LB   10.9 KG                      Carton weight: 34 LB   15.42 KG                      Carton volume: 15.75 FT<sup>3</sup>   0.44 MT<sup>3</sup></p>	<b>MVL2831BSUU</b> Luxhide bonded leather or fabric	853																																
	<table border="1"> <thead> <tr> <th colspan="3">OVERALL DIMENSIONS</th> <th colspan="3">SEAT DIMENSIONS</th> <th colspan="2">BACK DIMENSIONS</th> </tr> <tr> <th>W</th> <th>D</th> <th>H</th> <th>W</th> <th>D</th> <th>H</th> <th>W</th> <th>H</th> </tr> </thead> <tbody> <tr> <td>IN 20.75</td> <td>25.75</td> <td>45</td> <td>19.5</td> <td>18.5</td> <td>28.5</td> <td>18.5</td> <td>16.5</td> </tr> <tr> <td>MM 527</td> <td>654</td> <td>1143</td> <td>495</td> <td>470</td> <td>724</td> <td>470</td> <td>419</td> </tr> </tbody> </table>		OVERALL DIMENSIONS			SEAT DIMENSIONS			BACK DIMENSIONS		W	D	H	W	D	H	W	H	IN 20.75	25.75	45	19.5	18.5	28.5	18.5	16.5	MM 527	654	1143	495	470	724	470	419
	OVERALL DIMENSIONS			SEAT DIMENSIONS			BACK DIMENSIONS																											
W	D	H	W	D	H	W	H																											
IN 20.75	25.75	45	19.5	18.5	28.5	18.5	16.5																											
MM 527	654	1143	495	470	724	470	419																											
Ergonomic features: M, N		RTA 00    1 per carton    CANADA    CANADIAN																																

DESCRIPTION MODEL# / FEATURES



List price

**MVL2832**  
Luxehide bonded leather or fabric

591

Stacks 5 high.

	OVERALL DIMENSIONS			SEAT DIMENSIONS			BACK DIMENSIONS	
	W	D	H	W	D	H	W	H
Back exterior upholstered in Jenny, Ebony (JN02).	IN 20	24	34.5	19.5	18	17.5	19	17
	MM 508	610	876	495	457	445	483	432


**Armless Guest Chair, Uph Back and Seat**

Unit weight: 20 LB | 9.1 KG  
Carton weight: 28 LB | 12.7 KG  
Carton volume: 13.75 FT<sup>3</sup> | 0.38 MT<sup>3</sup>

Ergonomic features:  
M, N

RTA 00

1 per carton



List price

**MVL2832C**  
Luxehide bonded leather or fabric

697

	OVERALL DIMENSIONS			SEAT DIMENSIONS			BACK DIMENSIONS	
	W	D	H	W	D	H	W	H
Back exterior upholstered in Jenny, Ebony (JN02).	IN 20	24	34.5	19.5	18	17.5	19	17
	MM 508	610	876	495	457	445	483	432

**Armless Guest Chair w/Casters, Uph Back and Seat**

Unit weight: 20 LB | 9.1 KG  
Carton weight: 28 LB | 12.7 KG  
Carton volume: 13.75 FT<sup>3</sup> | 0.38 MT<sup>3</sup>

Ergonomic features:  
M, N

RTA 00

1 per carton



## JAVA



model OTG10902

### STANDARD FEATURES

- Tilter chair with durable rear shroud.
- Flared fixed loop arms.
- Black frame and Black spider base.
- Dual wheel carpet casters (C65) are standard.
- Only available in Black mesh fabric (MS20) seat with contrasting Grey mesh back.
- Compliant with the emissions guidelines set by the GREENGUARD Environmental Institute.
- Limited Warranty (2-year exceptions apply - see page 138).
- Weight capacity for this series is 300 lbs.

### CHAIR ADJUSTMENTS

- Center tilt with upright position tilt lock.
- Tilt tension adjustment.
- Pneumatic seat height adjustment.

### OPTIONAL FEATURES

- Hard surface flooring casters (**C65R**) can be purchased separately. Add \$96/set.

## DESCRIPTION

## MODEL# / FEATURES



### High Back Tilter

Unit weight: 28 LB | 12.7 KG  
 Carton weight: 28 LB | 12.7 KG  
 Carton volume: 3.4 FT³ | 0.09 MT³

Ergonomic features:  
 A, B, C, M, N, S

List price

OTG10902

383

	OVERALL DIMENSIONS			SEAT DIMENSIONS			BACK DIMENSIONS	
	W	D	H	W	D	H	W	H
IN	24	23	39	19.5	17	17-21	18	20
MM	610	584	991	495	432	432-533	457	508

RTA 8



1 per carton



KAYSEE



model OTG12112B

STANDARD FEATURES

- Mesh high back tilter chair.
- Standard with height adjustable T-arms with self-skinned urethane (SSU) armcaps.
- Black base with dual wheel carpet casters (C1) are standard.
- Only available with Black Luxhide bonded leather seat and Black mesh back.
- Compliant with the emissions guidelines set by the GREENGUARD Environmental Institute.
- Limited Warranty (2-year exceptions apply - see page 138).
- Weight capacity for this series is 300 lbs.

CHAIR ADJUSTMENTS

- Center tilt with upright position tilt lock.
- Tilt tension adjustment.
- Height adjustable flexible lumbar support.
- Pneumatic seat height adjustment.

OPTIONAL FEATURES

- Hard surface flooring casters (C9R) can be purchased separately. Add \$96/set.

DESCRIPTION

MODEL# / FEATURES



**High Back Tilter**  
 Unit weight: 40 LB | 18.14 KG  
 Carton weight: 40 LB | 18.14 KG  
 Carton volume: 4.1 FT<sup>3</sup> | 0.11 MT<sup>3</sup>

Ergonomic features:  
 A, B, C, D, H, M, N, S

List price

OTG12112B 476

	OVERALL DIMENSIONS			SEAT DIMENSIONS			BACK DIMENSIONS	
	W	D	H	W	D	H	W	H
IN	25	24	41	20	18	16.5-20.5	18	22
MM	635	610	1041	508	457	419-521	457	559

RTA 8



1 per carton



KAZAN



model OTG11670B

STANDARD FEATURES

- Unique design by Zooney Chu.
- Comfortable multi-segmented cushions with deep padding.
- Double needle decorative stitch details.
- Fully upholstered arms.
- Dual wheel carpet casters (C65) are standard
- Seating surfaces are upholstered in Black Luxhide bonded leather.
- Compliant with the emissions guidelines set by the GREENGUARD Environmental Institute.
- Limited Warranty (2-year exceptions apply - see page 138).
- Weight capacity for this series is 300 lbs.

CHAIR ADJUSTMENTS

- Center tilt with upright position tilt lock.
- Tilt tension adjustment.
- Pneumatic seat height adjustment.

OPTIONAL FEATURES

- Hard surface flooring casters (C65R) can be purchased separately. Add \$96/set.

DESCRIPTION

MODEL# / FEATURES



**High Back Tilter**  
 Unit weight: 60 LB | 27.21 KG  
 Carton weight: 60 LB | 27.22 KG  
 Carton volume: 8 FT<sup>3</sup> | 0.22 MT<sup>3</sup>

Ergonomic features:  
 A, B, C, M, N, S

List price

OTG11670B 750

	OVERALL DIMENSIONS			SEAT DIMENSIONS			BACK DIMENSIONS	
	W	D	H	W	D	H	W	H
IN	25.5	29.5	46	21.5	20	17-21	17.5	27.5
MM	648	749	1168	546	508	432-533	445	699

RTA 8



1 per carton





KNIGHT



model OTG11360

STANDARD FEATURES

- A versatile all mesh tilter chair designed for conference and collaborative spaces.
- Standard with fixed loop arms.
- Intuitive and easy to use, one single lever for seat height adjustment and for tilt lock.
- One-piece mesh seat and back available in Black only.
- Black frame with a 5-prong, injection molded, fiberglass reinforced Black nylon base with dual wheel carpet casters.
- Black powder coated aluminum under seat structure provides strength and durability.
- Limited Warranty (2-year exceptions apply - see page 138).
- Weight capacity for this series is 300 lbs.

CHAIR ADJUSTMENTS

- Tilter mechanism with upright position tilt lock.
- Pneumatic seat height adjustment.

OPTIONAL FEATURES

- Hard surface flooring casters (C9R) can be purchased separately. Add \$96/set.

DESCRIPTION	MODEL# / FEATURES	List price									
<p><b>Medium Back Tilter</b> Unit weight: 20 LB   9.1 KG Carton weight: 29 LB   13.15 KG Carton volume: 7 FT<sup>3</sup>   0.19 MT<sup>3</sup></p>	<p><b>OTG11360</b></p> <p>Ergonomic features: B, C, M, S</p>	510									
		OVERALL DIMENSIONS			SEAT DIMENSIONS			BACK DIMENSIONS			
		W	D	H	W	D	H	W	H		
IN	22	22.5	36.5	19.5	17.5	16.5-21.5	18.75	17.5			
MM	559	572	927	495	445	419-546	476	445			
		RTA 2	courier	1 per carton							

KODY



model OTG13110

STANDARD FEATURES

- High back synchro-tilter chair with an integrated mechanism for a sleek and polished appearance.
- Standard with height adjustable T-arms with self-skinned urethane (SSU) armcaps.
- Standard with Black polyester fabric seat and Black mesh back.
- Black frame with a 5-prong, injection molded, fiberglass reinforced Black nylon base with dual wheel carpet casters.
- Compliant with the emissions guidelines set by the GREENGUARD Environmental Institute.
- Limited Warranty (2-year exceptions apply - see page 138).
- Weight capacity for this series is 300 lbs.

CHAIR ADJUSTMENTS

- Synchro tilt with multi position tilt lock.
- Two-setting tilt tension adjustment.
- Pneumatic seat height adjustment.

OPTIONAL FEATURES

- Hard surface flooring casters (C9R) can be purchased separately. Add \$96/set.

DESCRIPTION	MODEL# / FEATURES	List price									
<p><b>High Back Synchro-Tilter</b> Unit weight: 26.5 LB   12 KG Carton weight: 31 LB   14.06 KG Carton volume: 5.5 FT<sup>3</sup>   0.15 MT<sup>3</sup></p>	<p><b>OTG13110</b></p> <p>Ergonomic features: A, B, C, H, L, M, N</p>	572									
		OVERALL DIMENSIONS			SEAT DIMENSIONS			BACK DIMENSIONS			
		W	D	H	W	D	H	W	H		
IN	26.5	22.5	41.75	21	17	19-24	18	22			
MM	673	572	1060	533	432	483-610	457	559			
		RTA 8	courier	1 per carton							

KYLIE



model OTG11355C

STANDARD FEATURES

- Lightweight multi-purpose stacking chairs.
- Durable and easy to clean reinforced polypropylene.
- Stackable up to 4 high on floor.
- Stackable up to 8 high on dolly (OTG6756).
- Available in Cadet (C), Grey (G) and White (W).
- Integrated non-slip glides.
- Shipped assembled (3 in a carton).
- Compliant with the emissions guidelines set by the GREENGUARD Environmental Institute.
- Limited Warranty (2-year exceptions apply - see page 138).
- Weight capacity for this series is 300 lbs.

DESCRIPTION

MODEL# / FEATURES



**Armless Stacking Chair**  
 Unit weight: 11.67 LB | 5.29 KG  
 Carton weight: 11.67 LB | 5.29 KG  
 Carton volume: 11 FT³ | 0.31 MT

OTG11355C  
 OTG11355G  
 OTG11355W

List price

260

Stacks 4 high on floor.

OVERALL DIMENSIONS

	W	D	H
IN	19	20	32
MM	483	508	813

SEAT DIMENSIONS

	W	D	H
IN	15.75	17	18
MM	400	432	457

BACK DIMENSIONS

	W	H
IN	19	13.5
MM	483	343

RTA 00

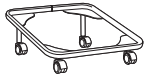
3 per carton (pricing and specifications are for one chair)



List price

OTG6756

406



**Dolly**  
 Unit weight: 10 LB | 4.5 KG  
 Carton weight: 11 LB | 4.99 KG  
 Carton volume: 2.4 FT³ | 0.06 MT

Stacks 8 high on dolly.

OVERALL DIMENSIONS

	W	D	H
IN	20.75	23	9.25
MM	527	584	235

SEAT DIMENSIONS

	W	D	H
IN	-	-	-
MM	-	-	-

BACK DIMENSIONS

	W	H
IN	-	-
MM	-	-

RTA 00

1 per carton

## LITE-LIFT





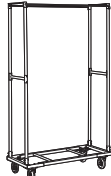

model OTG11674



## STANDARD FEATURES

- Multi-purpose folding chair.
- Lightweight, durable, portable and easy to clean.
- Folds flat for compact storage.
- Molded plastic seat and back in Oyster Grey only.
- Strong steel frame in Charcoal colour with epoxy coating.
- Stackable up to 25 high on dolly (MVL2776). Chairs must be aligned in the same direction.
- Shipped fully assembled.
- Limited Warranty (1-year exceptions apply - see page 138).
- Weight capacity for this series is 200 lbs.

For complementary Lite-Lift folding tables, see page 114.

DESCRIPTION	MODEL# / FEATURES	List price								
 <p><b>Armless Folding Chairs - Set of 4</b>                      Unit weight: 54 LB   24.49 KG                      Carton weight: 54 LB   24.49 KG                      Carton volume: 5.23 FT<sup>3</sup>   0.14 MT<sup>3</sup></p>	<b>OTG11674</b>	513								
		<b>OVERALL DIMENSIONS</b> W D H			<b>SEAT DIMENSIONS</b> W D H			<b>BACK DIMENSIONS</b> W H		
		IN 19	22	33.5	16	17	17.5	18.5	17	
		MM 483	559	851	406	432	445	470	432	
		<b>RTA 00</b>		1 carton (pricing is for the set, specifications are for one chair)						
 <p><b>Dolly</b>                      Unit weight: 43 LB   19.5 KG                      Carton weight: 48 LB   21.77 KG                      Carton volume: 3.08 FT<sup>3</sup>   0.08 MT<sup>3</sup></p>	<b>MVL2776</b>	566								
		<b>OVERALL DIMENSIONS</b> W D H			<b>SEAT DIMENSIONS</b> W D H			<b>BACK DIMENSIONS</b> W H		
		IN 18.5	43.5	74.75	-	-	-	-	-	
		MM 470	1105	1899	-	-	-	-	-	
		<b>RTA 6</b>		1 per carton						
		Stacks OTG11674 chairs horizontally in the same direction, up to 25 high.								

LUMI



model OTG11357

STANDARD FEATURES

- High transparency mesh back synchro-tilter chair.
- Features a contoured back frame and a thick seat cushion.
- Standard with height adjustable T-arms with sliding (depth) and rotating armcaps.
- Mesh back is available in Grey only.
- Dual wheel carpet casters (C1) are standard.
- Seating surfaces can be upholstered in all Global grade 1 seating textiles or in Luxhide bonded leather (see page 134).
- Compliant with the emissions guidelines set by the GREENGUARD Environmental Institute.
- Limited Warranty (5-year exceptions apply - see page 138).
- Weight capacity for this series is 300 lbs.

CHAIR ADJUSTMENTS

- Synchro tilt with multi position tilt lock.
- Tilt tension adjustment.
- Pneumatic seat height adjustment.

OPTIONAL FEATURES

- Hard surface flooring casters (C9R) can be purchased separately. Add \$96/set.

DESCRIPTION

MODEL# / FEATURES



Synchro-Tilter, Mesh Back and Uph Seat

Unit weight: 32.5 LB | 14.8 KG  
 Carton weight: 37 LB | 16.78 KG  
 Carton volume: 4.6 FT³ | 0.13 MT³

MODEL# / FEATURES		List price					
<b>OTG11357</b>		583					
OVERALL DIMENSIONS			SEAT DIMENSIONS			BACK DIMENSIONS	
W	D	H	W	D	H	W	H
IN 25.75	24	38.75	19	18	17.75-21.75	18.5	19.5
MM 654	610	984	483	457	451-552	470	495
Ergonomic features: A, B, C, H, L, M, N, R		RTA 8	courier	1 per carton			

M-TASK



model MVL2911



model MVL2914

STANDARD FEATURES

- Full function ergonomic seating. Canadian made.
- Slim profile with highly contoured back and waterfall seat front.
- Available with two different mechanism options: synchro-tilter and multi-tilter.
- Standard with height and width adjustable T-arms with durable self-skinned urethane (SSU) armcaps.
- Dual wheel carpet casters (C1) are standard.
- MVL2912 and MVL2914 feature a height and angle adjustable headrest.
- Seating surfaces can be upholstered in Luxhide bonded leather (various colours) or in all Global grade 1 seating textiles (see page 134).
- Compliant with the emissions guidelines set by the GREENGUARD Environmental Institute.
- Limited Warranty (5-year exceptions apply - see page 138).
- Weight capacity for this series is 300 lbs.

CHAIR ADJUSTMENTS




- **Synchro-tilter chairs**
  - Synchro tilt with multi-position tilt lock.
  - Tilt tension adjustment.
  - Ratchet back height adjustment.
  - Pneumatic seat height adjustment.
- **Multi-tilter chairs**
  - Center tilt with infinite position tilt lock.
  - Tilt tension adjustment.
  - Independent back and seat angle adjustment.
  - Forward seat angle adjustment.
  - Ratchet back height adjustment.
  - Sliding seat depth adjustment.
  - Pneumatic seat height adjustment.





OPTIONAL FEATURES

- For hard surface flooring casters, please specify **(C9R)**. Add \$21/set.

ALTERNATE TEXTILE OPTIONS

- Graded-in textiles are available. No minimum quantities. Contact Customer Service for pricing.
- Bantam is a durable, bleach cleanable (9:1) vinyl, but due to the stiff nature of the textile, this vinyl is prone to bunching and will not upholster as smoothly as other coverings in this series.

DESCRIPTION	MODEL# / FEATURES																																
 <p><b>High Back Synchro-Tilter</b> Unit weight: 44 LB   20 KG Carton weight: 56 LB   25.4 KG Carton volume: 10.5 FT³   0.29 MT³</p>	<p>List price</p> <p><b>MVL2911</b> Luxhide bonded leather or fabric</p> <p>830</p> <table border="1"> <thead> <tr> <th colspan="3">OVERALL DIMENSIONS</th> <th colspan="3">SEAT DIMENSIONS</th> <th colspan="2">BACK DIMENSIONS</th> </tr> <tr> <th>W</th> <th>D</th> <th>H</th> <th>W</th> <th>D</th> <th>H</th> <th>W</th> <th>H</th> </tr> </thead> <tbody> <tr> <td>IN 25</td> <td>23</td> <td>40.5</td> <td>20.5</td> <td>17.5</td> <td>16.5-21.5</td> <td>19</td> <td>22</td> </tr> <tr> <td>MM 635</td> <td>584</td> <td>1029</td> <td>521</td> <td>445</td> <td>419-546</td> <td>483</td> <td>559</td> </tr> </tbody> </table> <p>Ergonomic features: A, B, C, D, H, L, M, N, Q</p> <p>RTA 2 courier 1 per carton CANADA GREENGUARD GREENGUARD</p>	OVERALL DIMENSIONS			SEAT DIMENSIONS			BACK DIMENSIONS		W	D	H	W	D	H	W	H	IN 25	23	40.5	20.5	17.5	16.5-21.5	19	22	MM 635	584	1029	521	445	419-546	483	559
	OVERALL DIMENSIONS			SEAT DIMENSIONS			BACK DIMENSIONS																										
W	D	H	W	D	H	W	H																										
IN 25	23	40.5	20.5	17.5	16.5-21.5	19	22																										
MM 635	584	1029	521	445	419-546	483	559																										
 <p><b>Executive Back Synchro-Tilter w/Adj. Headrest</b> Unit weight: 49 LB   22.3 KG Carton weight: 62 LB   28.12 KG Carton volume: 11 FT³   0.31 MT³</p>	<p>List price</p> <p><b>MVL2912</b> Luxhide bonded leather or fabric</p> <p>947</p> <table border="1"> <thead> <tr> <th colspan="3">OVERALL DIMENSIONS</th> <th colspan="3">SEAT DIMENSIONS</th> <th colspan="2">BACK DIMENSIONS</th> </tr> <tr> <th>W</th> <th>D</th> <th>H</th> <th>W</th> <th>D</th> <th>H</th> <th>W</th> <th>H</th> </tr> </thead> <tbody> <tr> <td>IN 25</td> <td>23</td> <td>48</td> <td>20.5</td> <td>17.5</td> <td>16.5-21.5</td> <td>19</td> <td>29</td> </tr> <tr> <td>MM 635</td> <td>584</td> <td>1219</td> <td>521</td> <td>445</td> <td>419-546</td> <td>483</td> <td>737</td> </tr> </tbody> </table> <p>Ergonomic features: A, B, C, D, H, L, M, N, Q</p> <p>RTA 2 courier 1 per carton CANADA GREENGUARD GREENGUARD</p>	OVERALL DIMENSIONS			SEAT DIMENSIONS			BACK DIMENSIONS		W	D	H	W	D	H	W	H	IN 25	23	48	20.5	17.5	16.5-21.5	19	29	MM 635	584	1219	521	445	419-546	483	737
	OVERALL DIMENSIONS			SEAT DIMENSIONS			BACK DIMENSIONS																										
W	D	H	W	D	H	W	H																										
IN 25	23	48	20.5	17.5	16.5-21.5	19	29																										
MM 635	584	1219	521	445	419-546	483	737																										
 <p><b>High Back Multi-Tilter</b> Unit weight: 50 LB   22.7 KG Carton weight: 62 LB   28.12 KG Carton volume: 10.5 FT³   0.29 MT³</p>	<p>List price</p> <p><b>MVL2913</b> Luxhide bonded leather or fabric</p> <p>861</p> <table border="1"> <thead> <tr> <th colspan="3">OVERALL DIMENSIONS</th> <th colspan="3">SEAT DIMENSIONS</th> <th colspan="2">BACK DIMENSIONS</th> </tr> <tr> <th>W</th> <th>D</th> <th>H</th> <th>W</th> <th>D</th> <th>H</th> <th>W</th> <th>H</th> </tr> </thead> <tbody> <tr> <td>IN 25</td> <td>24</td> <td>41</td> <td>20.5</td> <td>18-21</td> <td>17-22</td> <td>19</td> <td>22</td> </tr> <tr> <td>MM 635</td> <td>610</td> <td>1041</td> <td>521</td> <td>457-533</td> <td>432-559</td> <td>483</td> <td>559</td> </tr> </tbody> </table> <p>Ergonomic features: A, B, C, D, E, F, G, H, M, N, Q, S</p> <p>RTA 2 courier 1 per carton CANADA GREENGUARD GREENGUARD</p>	OVERALL DIMENSIONS			SEAT DIMENSIONS			BACK DIMENSIONS		W	D	H	W	D	H	W	H	IN 25	24	41	20.5	18-21	17-22	19	22	MM 635	610	1041	521	457-533	432-559	483	559
	OVERALL DIMENSIONS			SEAT DIMENSIONS			BACK DIMENSIONS																										
W	D	H	W	D	H	W	H																										
IN 25	24	41	20.5	18-21	17-22	19	22																										
MM 635	610	1041	521	457-533	432-559	483	559																										

DESCRIPTION	MODEL# / FEATURES																																			
 <p><b>Executive Back Multi-Tilter w/Adj. Headrest</b>                      Unit weight: 51 LB   23.2 KG                      Carton weight: 63 LB   28.58 KG                      Carton volume: 11 FT³   0.31 MT³</p>	<p>List price</p> <p><b>MVL2914</b> 983                      Luxhide bonded leather or fabric</p>																																			
	<table border="1"> <thead> <tr> <th rowspan="2"></th> <th colspan="3">OVERALL DIMENSIONS</th> <th colspan="3">SEAT DIMENSIONS</th> <th colspan="2">BACK DIMENSIONS</th> </tr> <tr> <th>W</th> <th>D</th> <th>H</th> <th>W</th> <th>D</th> <th>H</th> <th>W</th> <th>H</th> </tr> </thead> <tbody> <tr> <td>IN</td> <td>25</td> <td>24</td> <td>48</td> <td>20.5</td> <td>18-21</td> <td>17-22</td> <td>19</td> <td>29</td> </tr> <tr> <td>MM</td> <td>635</td> <td>610</td> <td>1219</td> <td>521</td> <td>457-533</td> <td>432-559</td> <td>483</td> <td>737</td> </tr> </tbody> </table>		OVERALL DIMENSIONS			SEAT DIMENSIONS			BACK DIMENSIONS		W	D	H	W	D	H	W	H	IN	25	24	48	20.5	18-21	17-22	19	29	MM	635	610	1219	521	457-533	432-559	483	737
			OVERALL DIMENSIONS			SEAT DIMENSIONS			BACK DIMENSIONS																											
W		D	H	W	D	H	W	H																												
IN	25	24	48	20.5	18-21	17-22	19	29																												
MM	635	610	1219	521	457-533	432-559	483	737																												
<p>Ergonomic features: A, B, C, D, E, F, G, H, M, N, Q, S</p> <p>RTA 2  1 per carton  </p>																																				

MARLEE



model MVL11722



model MVL11723

STANDARD FEATURES

- Fully upholstered Canadian made synchro-tilter chair available with or without or arms.
- MVL11722 is standard with height adjustable arms, soft self-skinned urethane (SSU) armcaps that slide forward/backward, and also features width adjustable arm extensions to allow the arms to move away from the seat by 2" on each side for additional space.
- Dual wheel carpet casters (C65) are standard.
- Seating surfaces can be upholstered in Luxhide bonded leather, in various colours or in all Global grade 1 seating textiles (see page 134).
- Limited Warranty (5-year exceptions apply - see page 138).
- Weight capacity for this series is 300 lbs.

CHAIR ADJUSTMENTS







- Synchro tilt with upright position tilt lock.
- Tilt tension adjustment.
- Pneumatic seat height adjustment.


OPTIONAL FEATURES





- For hard surface flooring casters, please specify (C65R). Add \$21/set.

ALTERNATE TEXTILE OPTIONS

- Graded-in textiles are available. No minimum quantities. Contact Customer Service for pricing.

DESCRIPTION	MODEL# / FEATURES																																			
 <p><b>Mid Back Synchro-Tilter</b>                      Unit weight: 39.5 LB   18 KG                      Carton weight: 51.5 LB   23.36 KG                      Carton volume: 10.5 FT³   0.29 MT³</p>	<p>List price</p> <p><b>MVL11722</b> 686</p>																																			
	<table border="1"> <thead> <tr> <th rowspan="2"></th> <th colspan="3">OVERALL DIMENSIONS</th> <th colspan="3">SEAT DIMENSIONS</th> <th colspan="2">BACK DIMENSIONS</th> </tr> <tr> <th>W</th> <th>D</th> <th>H</th> <th>W</th> <th>D</th> <th>H</th> <th>W</th> <th>H</th> </tr> </thead> <tbody> <tr> <td>IN</td> <td>24.5</td> <td>23.5</td> <td>40.75</td> <td>20</td> <td>18</td> <td>17-22.5</td> <td>17</td> <td>21</td> </tr> <tr> <td>MM</td> <td>622</td> <td>597</td> <td>1035</td> <td>508</td> <td>457</td> <td>432-572</td> <td>432</td> <td>533</td> </tr> </tbody> </table>		OVERALL DIMENSIONS			SEAT DIMENSIONS			BACK DIMENSIONS		W	D	H	W	D	H	W	H	IN	24.5	23.5	40.75	20	18	17-22.5	17	21	MM	622	597	1035	508	457	432-572	432	533
			OVERALL DIMENSIONS			SEAT DIMENSIONS			BACK DIMENSIONS																											
W		D	H	W	D	H	W	H																												
IN	24.5	23.5	40.75	20	18	17-22.5	17	21																												
MM	622	597	1035	508	457	432-572	432	533																												
<p>Ergonomic features: A, B, C, H, L, M, N, Q</p> <p>RTA 2  1 per carton </p>																																				
 <p><b>Armless Mid Back Synchro-Tilter</b>                      Unit weight: 34 LB   15.5 KG                      Carton weight: 46 LB   20.87 KG                      Carton volume: 10.5 FT³   0.29 MT³</p>	<p>List price</p> <p><b>MVL11723</b> 559</p>																																			
	<table border="1"> <thead> <tr> <th rowspan="2"></th> <th colspan="3">OVERALL DIMENSIONS</th> <th colspan="3">SEAT DIMENSIONS</th> <th colspan="2">BACK DIMENSIONS</th> </tr> <tr> <th>W</th> <th>D</th> <th>H</th> <th>W</th> <th>D</th> <th>H</th> <th>W</th> <th>H</th> </tr> </thead> <tbody> <tr> <td>IN</td> <td>20</td> <td>23.5</td> <td>40.75</td> <td>20</td> <td>18</td> <td>17-22.5</td> <td>17</td> <td>21</td> </tr> <tr> <td>MM</td> <td>508</td> <td>597</td> <td>1035</td> <td>508</td> <td>457</td> <td>432-572</td> <td>432</td> <td>533</td> </tr> </tbody> </table>		OVERALL DIMENSIONS			SEAT DIMENSIONS			BACK DIMENSIONS		W	D	H	W	D	H	W	H	IN	20	23.5	40.75	20	18	17-22.5	17	21	MM	508	597	1035	508	457	432-572	432	533
			OVERALL DIMENSIONS			SEAT DIMENSIONS			BACK DIMENSIONS																											
W		D	H	W	D	H	W	H																												
IN	20	23.5	40.75	20	18	17-22.5	17	21																												
MM	508	597	1035	508	457	432-572	432	533																												
<p>Ergonomic features: A, B, C, L, M, N</p> <p>RTA 2  1 per carton </p>																																				

DESCRIPTION	MODEL# / FEATURES
 <p>model OTG10740</p>	<ul style="list-style-type: none"> <li>• High back management/boardroom chair.</li> <li>• Upholstered headrest with 2.5" of height adjustment.</li> <li>• Durable nylon loop arms.</li> <li>• Prominent lumbar support.</li> <li>• Seat covering and headrest are upholstered in Black polyester fabric.</li> <li>• Black mesh back.</li> <li>• Black base with dual wheel carpet casters.</li> <li>• Compliant with the emissions guidelines set by the GREENGUARD Environmental Institute.</li> <li>• Limited Warranty (2-year exceptions apply - see page 138).</li> <li>• Weight capacity for this series is 300 lbs.</li> </ul> <ul style="list-style-type: none"> <li>• Tilter mechanism with upright position tilt lock.</li> <li>• Tilt tension adjustment.</li> <li>• Pneumatic seat height adjustment.</li> </ul> <p><b>OPTIONAL FEATURES</b></p> <ul style="list-style-type: none"> <li>• Hard surface flooring casters (<b>C65R</b>) can be purchased separately. Add \$96/set.</li> </ul>

DESCRIPTION	MODEL# / FEATURES																															
 <p><b>High Back Tilter</b>                      Unit weight: 27.5 LB   12.5 KG                      Carton weight: 33 LB   14.97 KG                      Carton volume: 5.5 FT<sup>3</sup>   0.15 MT<sup>3</sup></p>	<p>List price</p> <p><b>OTG10740</b> 520</p>																															
	<table border="1"> <thead> <tr> <th colspan="3">OVERALL DIMENSIONS</th> <th colspan="3">SEAT DIMENSIONS</th> <th colspan="2">BACK DIMENSIONS</th> </tr> <tr> <th>W</th> <th>D</th> <th>H</th> <th>W</th> <th>D</th> <th>H</th> <th>W</th> <th>H</th> </tr> </thead> <tbody> <tr> <td>IN 24.62</td> <td>27</td> <td>47.5</td> <td>19.75</td> <td>19</td> <td>17-21</td> <td>19</td> <td>28.5</td> </tr> <tr> <td>MM 625</td> <td>686</td> <td>1207</td> <td>502</td> <td>483</td> <td>432-533</td> <td>483</td> <td>724</td> </tr> </tbody> </table> <p>Ergonomic features: A, B, C, M, N, S</p> <p>   1 per carton                      </p>	OVERALL DIMENSIONS			SEAT DIMENSIONS			BACK DIMENSIONS		W	D	H	W	D	H	W	H	IN 24.62	27	47.5	19.75	19	17-21	19	28.5	MM 625	686	1207	502	483	432-533	483
OVERALL DIMENSIONS			SEAT DIMENSIONS			BACK DIMENSIONS																										
W	D	H	W	D	H	W	H																									
IN 24.62	27	47.5	19.75	19	17-21	19	28.5																									
MM 625	686	1207	502	483	432-533	483	724																									

MINTO








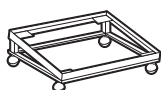





model MVL2747

STANDARD FEATURES

- Multi-purpose stacking chairs. Canadian made.
- Fully upholstered seat and back.
- Four-legged round steel tube frame.
- Armchair has polypropylene armcaps.
- Stackable up to 5 high on floor or on optional dolly (MVL2749).
- Can be upholstered in all Global grade 1 seating textiles with the exception of Luxhide (see page 134).
- Compliant with the emissions guidelines set by the GREENGUARD Environmental Institute.
- Shipped fully assembled.
- Limited Warranty (5-year exceptions apply - see page 138).
- Weight capacity for this series is 300 lbs.

• Bantam is a durable, bleach cleanable (9:1) vinyl, but due to the stiff nature of the textile, this vinyl is prone to bunching and will not upholster as smoothly as other coverings in this series.

DESCRIPTION	MODEL# / FEATURES	List price																															
 <p><b>Low Back Stacking Armchair</b> Unit weight: 15 LB   6.8 KG Carton weight: 19 LB   8.62 KG Carton volume: 13.75 FT<sup>3</sup>   0.38 MT<sup>3</sup></p>	<b>MVL2747</b>	282																															
	<p>Stacks 5 high.</p> <p>Ergonomic features: M, N</p> <p><b>RTA 00</b> 2 per carton (pricing and specifications are for one chair)</p> <p> </p>	<table border="1"> <thead> <tr> <th colspan="3">OVERALL DIMENSIONS</th> <th colspan="3">SEAT DIMENSIONS</th> <th colspan="2">BACK DIMENSIONS</th> </tr> <tr> <th>W</th> <th>D</th> <th>H</th> <th>W</th> <th>D</th> <th>H</th> <th>W</th> <th>H</th> </tr> </thead> <tbody> <tr> <td>IN 23</td> <td>22.5</td> <td>32</td> <td>18</td> <td>17.5</td> <td>18</td> <td>17.5</td> <td>13.5</td> </tr> <tr> <td>MM 584</td> <td>572</td> <td>813</td> <td>457</td> <td>445</td> <td>457</td> <td>445</td> <td>343</td> </tr> </tbody> </table>	OVERALL DIMENSIONS			SEAT DIMENSIONS			BACK DIMENSIONS		W	D	H	W	D	H	W	H	IN 23	22.5	32	18	17.5	18	17.5	13.5	MM 584	572	813	457	445	457	445
OVERALL DIMENSIONS			SEAT DIMENSIONS			BACK DIMENSIONS																											
W	D	H	W	D	H	W	H																										
IN 23	22.5	32	18	17.5	18	17.5	13.5																										
MM 584	572	813	457	445	457	445	343																										
 <p><b>Armless Low Back Stacking Chair</b> Unit weight: 14 LB   6.4 KG Carton weight: 18 LB   8.16 KG Carton volume: 13.75 FT<sup>3</sup>   0.38 MT<sup>3</sup></p>	<b>MVL2748</b>	219																															
	<p>Stacks 5 high.</p> <p>Ergonomic features: M, N</p> <p><b>RTA 00</b>  2 per carton (pricing and specifications are for one chair)</p> <p> </p>	<table border="1"> <thead> <tr> <th colspan="3">OVERALL DIMENSIONS</th> <th colspan="3">SEAT DIMENSIONS</th> <th colspan="2">BACK DIMENSIONS</th> </tr> <tr> <th>W</th> <th>D</th> <th>H</th> <th>W</th> <th>D</th> <th>H</th> <th>W</th> <th>H</th> </tr> </thead> <tbody> <tr> <td>IN 19.5</td> <td>22.5</td> <td>32</td> <td>18</td> <td>17.5</td> <td>18</td> <td>17.5</td> <td>13.5</td> </tr> <tr> <td>MM 495</td> <td>572</td> <td>813</td> <td>457</td> <td>445</td> <td>457</td> <td>445</td> <td>343</td> </tr> </tbody> </table>	OVERALL DIMENSIONS			SEAT DIMENSIONS			BACK DIMENSIONS		W	D	H	W	D	H	W	H	IN 19.5	22.5	32	18	17.5	18	17.5	13.5	MM 495	572	813	457	445	457	445
OVERALL DIMENSIONS			SEAT DIMENSIONS			BACK DIMENSIONS																											
W	D	H	W	D	H	W	H																										
IN 19.5	22.5	32	18	17.5	18	17.5	13.5																										
MM 495	572	813	457	445	457	445	343																										
 <p><b>Dolly</b> Unit weight: 13 LB   5.9 KG Carton weight: 16 LB   7.26 KG Carton volume: 3.8 FT<sup>3</sup>   0.1 MT<sup>3</sup></p>	<b>MVL2749</b>	307																															
	<p>Black steel frame on 2" casters.</p> <p>Accommodates MVL2747 and MVL2748 chairs, up to 5 high.</p> <p><b>RTA 1</b>  1 per carton</p> <p> </p>	<table border="1"> <thead> <tr> <th colspan="3">OVERALL DIMENSIONS</th> <th colspan="3">SEAT DIMENSIONS</th> <th colspan="2">BACK DIMENSIONS</th> </tr> <tr> <th>W</th> <th>D</th> <th>H</th> <th>W</th> <th>D</th> <th>H</th> <th>W</th> <th>H</th> </tr> </thead> <tbody> <tr> <td>IN 23.25</td> <td>24.75</td> <td>12.25</td> <td>-</td> <td>-</td> <td>-</td> <td>-</td> <td>-</td> </tr> <tr> <td>MM 591</td> <td>629</td> <td>311</td> <td>-</td> <td>-</td> <td>-</td> <td>-</td> <td>-</td> </tr> </tbody> </table>	OVERALL DIMENSIONS			SEAT DIMENSIONS			BACK DIMENSIONS		W	D	H	W	D	H	W	H	IN 23.25	24.75	12.25	-	-	-	-	-	MM 591	629	311	-	-	-	-
OVERALL DIMENSIONS			SEAT DIMENSIONS			BACK DIMENSIONS																											
W	D	H	W	D	H	W	H																										
IN 23.25	24.75	12.25	-	-	-	-	-																										
MM 591	629	311	-	-	-	-	-																										



## MVL FILE BUDDY



model MVL1105

### STANDARD FEATURES





- Swivel stool ideal for filing and any mobile desk.
- Five-legged injection molded base available in Black only
- Dual wheel carpet casters (C65) are standard.
- 13.5" diameter seat upholstered in Black vinyl (70).
- Compliant with the emissions guidelines set by the GREENGUARD Environmental Institute.
- Limited Warranty (5-year exceptions apply - see page 138).
- Weight capacity for this series is 300 lbs.

### CHAIR ADJUSTMENTS

- Pneumatic seat height adjustment.

### OPTIONAL FEATURES

- For hard surface flooring casters, please specify (C65R). Add \$21/set.

DESCRIPTION		MODEL# / FEATURES																																
		List price																																
		<b>MVL1105</b>	284																															
 <p><b>Swivel Stool - 5" Pneumatic, 20" Base</b>                      Unit weight: 11 LB   5 KG                      Carton weight: 14 LB   6.35 KG                      Carton volume: 2.5 FT<sup>3</sup>   0.07 MT<sup>3</sup></p>	<table border="1"> <thead> <tr> <th colspan="3">OVERALL DIMENSIONS</th> <th colspan="3">SEAT DIMENSIONS</th> <th colspan="2">BACK DIMENSIONS</th> </tr> <tr> <th>W</th> <th>D</th> <th>H</th> <th>W</th> <th>D</th> <th>H</th> <th>W</th> <th>H</th> </tr> </thead> <tbody> <tr> <td>IN 13.5</td> <td>13.5</td> <td>18.5</td> <td>13.5</td> <td>-</td> <td>16.5-21.5</td> <td>-</td> <td>-</td> </tr> <tr> <td>MM 343</td> <td>343</td> <td>470</td> <td>343</td> <td>-</td> <td>419-546</td> <td>-</td> <td>-</td> </tr> </tbody> </table>		OVERALL DIMENSIONS			SEAT DIMENSIONS			BACK DIMENSIONS		W	D	H	W	D	H	W	H	IN 13.5	13.5	18.5	13.5	-	16.5-21.5	-	-	MM 343	343	470	343	-	419-546	-	-
	OVERALL DIMENSIONS			SEAT DIMENSIONS			BACK DIMENSIONS																											
W	D	H	W	D	H	W	H																											
IN 13.5	13.5	18.5	13.5	-	16.5-21.5	-	-																											
MM 343	343	470	343	-	419-546	-	-																											
Ergonomic feature: C RTA 1 courier 1 per carton 																																		
		List price																																
		<b>MVL1110</b>	351																															
 <p><b>Swivel Stool - 10" Pneumatic, 22" Base</b>                      Unit weight: 14 LB   6.4 KG                      Carton weight: 17 LB   7.71 KG                      Carton volume: 2.9 FT<sup>3</sup>   0.08 MT<sup>3</sup></p>	<table border="1"> <thead> <tr> <th colspan="3">OVERALL DIMENSIONS</th> <th colspan="3">SEAT DIMENSIONS</th> <th colspan="2">BACK DIMENSIONS</th> </tr> <tr> <th>W</th> <th>D</th> <th>H</th> <th>W</th> <th>D</th> <th>H</th> <th>W</th> <th>H</th> </tr> </thead> <tbody> <tr> <td>IN 13.5</td> <td>13.5</td> <td>27.5</td> <td>13.5</td> <td>-</td> <td>22.5-32.5</td> <td>-</td> <td>-</td> </tr> <tr> <td>MM 343</td> <td>343</td> <td>699</td> <td>343</td> <td>-</td> <td>572-826</td> <td>-</td> <td>-</td> </tr> </tbody> </table>		OVERALL DIMENSIONS			SEAT DIMENSIONS			BACK DIMENSIONS		W	D	H	W	D	H	W	H	IN 13.5	13.5	27.5	13.5	-	22.5-32.5	-	-	MM 343	343	699	343	-	572-826	-	-
	OVERALL DIMENSIONS			SEAT DIMENSIONS			BACK DIMENSIONS																											
W	D	H	W	D	H	W	H																											
IN 13.5	13.5	27.5	13.5	-	22.5-32.5	-	-																											
MM 343	343	699	343	-	572-826	-	-																											
Ergonomic feature: C RTA 1 courier 1 per carton 																																		

OVERTIME



model MVL2756

STANDARD FEATURES

- Canadian made, full function ergonomic chair designed to promote good posture and provide comfort for long-term sitting.
- High comfort seat made from variable density seat foams and a memory foam top.
- Standard with height and width adjustable T-arms with durable self-skinned urethane (SSU) armcaps.
- Dual wheel carpet casters (C65) are standard.
- Seating surfaces can be upholstered in Luxhide bonded leather, in various colours or in all Global grade 1 seating textiles (see page 134).
- Compliant with the emissions guidelines set by the GREENGUARD Environmental Institute.
- Limited Warranty (5-year exceptions apply - see page 138).
- Weight capacity for this series is 300 lbs.

CHAIR ADJUSTMENTS






- Multi-tilter mechanism with infinite position tilt lock.
- Infinite position back and seat angle adjustments, including forward tilt.
- Ratchet back height adjustment.
- Pneumatic seat height adjustment.

OPTIONAL FEATURES

- For hard surface flooring casters, please specify (C65R). Add \$21/set.
- For optional sliding seat depth adjustment, please specify (MD). Add \$32.

ALTERNATE TEXTILE OPTIONS

- Graded-in textiles are available. No minimum quantities. Contact Customer Service for pricing.

DESCRIPTION		MODEL# / FEATURES																																			
 <p><b>High Back Multi-Tilter</b> Unit weight: 58 LB   26.4 KG Carton weight: 63 LB   28.58 KG Carton volume: 10.5 FT³   0.29 MT³</p>	<p><b>MVL2756</b> Luxhide bonded leather or fabric</p>	List price	756																																		
		<table border="1"> <thead> <tr> <th rowspan="2"></th> <th colspan="3">OVERALL DIMENSIONS</th> <th colspan="3">SEAT DIMENSIONS</th> <th colspan="2">BACK DIMENSIONS</th> </tr> <tr> <th>W</th> <th>D</th> <th>H</th> <th>W</th> <th>D</th> <th>H</th> <th>W</th> <th>H</th> </tr> </thead> <tbody> <tr> <td>IN</td> <td>26</td> <td>24.5</td> <td>40</td> <td>19.5</td> <td>18</td> <td>17-21</td> <td>19</td> <td>19-21.5</td> </tr> <tr> <td>MM</td> <td>660</td> <td>622</td> <td>1016</td> <td>495</td> <td>457</td> <td>432-533</td> <td>483</td> <td>483-546</td> </tr> </tbody> </table>			OVERALL DIMENSIONS			SEAT DIMENSIONS			BACK DIMENSIONS		W	D	H	W	D	H	W	H	IN	26	24.5	40	19.5	18	17-21	19	19-21.5	MM	660	622	1016	495	457	432-533	483
	OVERALL DIMENSIONS				SEAT DIMENSIONS			BACK DIMENSIONS																													
	W	D	H	W	D	H	W	H																													
IN	26	24.5	40	19.5	18	17-21	19	19-21.5																													
MM	660	622	1016	495	457	432-533	483	483-546																													
Ergonomic features: A, B, C, D, F, G, H, M, N, Q, S			 1 per carton																																		

OVERTIME 350



model MVL13040

STANDARD FEATURES

- Canadian made, specifically intended for users of above average height and/or weight. Not intended for average size users.
- High comfort seat made from variable density seat foams and a memory foam top.
- Standard with height and width adjustable T-arms with sliding, rotating and lockable armcaps.
- Width adjustable arm extensions are standard.
- Dual wheel carpet casters (C65) are standard.
- Seating surfaces can be upholstered in Luxhide bonded leather, in various colours or in all Global grade 1 seating textiles (see page 134).
- Compliant with the emissions guidelines set by the GREENGUARD Environmental Institute.
- Limited Warranty (5-year exceptions apply - see page 138).
- Weight capacity for this series is 350 lbs.

CHAIR ADJUSTMENTS






- Multi-tilter mechanism with infinite position tilt lock.
- Infinite position back and seat angle adjustments, including forward tilt.
- Ratchet back height adjustment.
- Pneumatic seat height adjustment.
- Seat depth adjustment.

OPTIONAL FEATURES

- For hard surface flooring casters, please specify (C65R). Add \$21/set.

ALTERNATE TEXTILE OPTIONS

- Graded-in textiles are available. No minimum quantities. Contact Customer Service for pricing.

DESCRIPTION		MODEL# / FEATURES																																			
 <p><b>High Back Heavy Duty Multi-Tilter</b> Unit weight: 62 LB   28.2 KG Carton weight: 68 LB   30.84 KG Carton volume: 15.5 FT³   0.43 MT³</p>	<p><b>MVL13040</b> Luxhide bonded leather or fabric</p>	List price	1064																																		
		<table border="1"> <thead> <tr> <th rowspan="2"></th> <th colspan="3">OVERALL DIMENSIONS</th> <th colspan="3">SEAT DIMENSIONS</th> <th colspan="2">BACK DIMENSIONS</th> </tr> <tr> <th>W</th> <th>D</th> <th>H</th> <th>W</th> <th>D</th> <th>H</th> <th>W</th> <th>H</th> </tr> </thead> <tbody> <tr> <td>IN</td> <td>26</td> <td>26</td> <td>42</td> <td>21</td> <td>18-21</td> <td>19-23</td> <td>20.5</td> <td>19.5-23</td> </tr> <tr> <td>MM</td> <td>660</td> <td>660</td> <td>1067</td> <td>533</td> <td>457-533</td> <td>483-584</td> <td>521</td> <td>495-584</td> </tr> </tbody> </table>			OVERALL DIMENSIONS			SEAT DIMENSIONS			BACK DIMENSIONS		W	D	H	W	D	H	W	H	IN	26	26	42	21	18-21	19-23	20.5	19.5-23	MM	660	660	1067	533	457-533	483-584	521
	OVERALL DIMENSIONS				SEAT DIMENSIONS			BACK DIMENSIONS																													
	W	D	H	W	D	H	W	H																													
IN	26	26	42	21	18-21	19-23	20.5	19.5-23																													
MM	660	660	1067	533	457-533	483-584	521	495-584																													
Ergonomic features: A, B, C, D, E, F, G, H, M, N, Q, R, S			 1 per carton																																		

PACIFIC



model MVL11870

STANDARD FEATURES


- High back management chair. Canadian made.
- Plush cushions and upholstered padded armcaps.
- Dual wheel carpet casters (C65) are standard.
- Seating surfaces are upholstered in Luxhide bonded leather, in various colours (see page 134).
- Compliant with the emissions guidelines set by the GREENGUARD Environmental Institute.
- Limited Warranty (5-year exceptions apply - see page 138).
- Weight capacity for this series is 300 lbs.

CHAIR ADJUSTMENTS

- Center tilt with upright position tilt lock.
- Tilt tension adjustment.
- Pneumatic seat height adjustment.

OPTIONAL FEATURES

- For hard surface flooring casters, please specify (C65R). Add \$21/set.

DESCRIPTION	MODEL# / FEATURES																															
 <p><b>High Back Tilter</b>                      Unit weight: 41 LB   18.6 KG                      Carton weight: 47 LB   21.32 KG                      Carton volume: 9.5 FT³   0.26 MT³</p>	List price																															
	MVL11870 673																															
	<table border="1"> <thead> <tr> <th colspan="3">OVERALL DIMENSIONS</th> <th colspan="3">SEAT DIMENSIONS</th> <th colspan="2">BACK DIMENSIONS</th> </tr> <tr> <th></th> <th>W</th> <th>D</th> <th>W</th> <th>D</th> <th>H</th> <th>W</th> <th>H</th> </tr> </thead> <tbody> <tr> <td>IN</td> <td>25.5</td> <td>28.5</td> <td>21.5</td> <td>18.5</td> <td>16.5-21.5</td> <td>21.5</td> <td>25.5</td> </tr> <tr> <td>MM</td> <td>648</td> <td>724</td> <td>546</td> <td>470</td> <td>419-546</td> <td>546</td> <td>648</td> </tr> </tbody> </table> <p>Ergonomic features: A, B, C, M, N, S</p>	OVERALL DIMENSIONS			SEAT DIMENSIONS			BACK DIMENSIONS			W	D	W	D	H	W	H	IN	25.5	28.5	21.5	18.5	16.5-21.5	21.5	25.5	MM	648	724	546	470	419-546	546
OVERALL DIMENSIONS			SEAT DIMENSIONS			BACK DIMENSIONS																										
	W	D	W	D	H	W	H																									
IN	25.5	28.5	21.5	18.5	16.5-21.5	21.5	25.5																									
MM	648	724	546	470	419-546	546	648																									

RTA 8

1 per carton



PART-TIME



model MVL2836



model MVL2847

STANDARD FEATURES





- Canadian made, value priced, general office seating.
- Available with two different mechanism options: task or posture task.
- Contoured cushions and waterfall seat edge.
- Standard with height adjustable T-arms with self-skinned urethane (SSU) armcaps (except armless models).
- Dual wheel carpet casters (C65) are standard.
- Can be upholstered in all Global grade 1 seating textiles with the exception of Luxhide (see page 134).
- Compliant with the emissions guidelines set by the GREENGUARD Environmental Institute.
- Limited Warranty (5-year exceptions apply - see page 138).
- Weight capacity for this series is 300 lbs.

CHAIR ADJUSTMENTS

- **Task chairs**
  - Infinite position back angle adjustment.
  - Seat depth adjustment.
  - Pneumatic seat height adjustment.
- **Posture task chairs**
  - Infinite position back angle adjustment.
  - Manual back height adjustment.
  - Pneumatic seat height adjustment.

OPTIONAL FEATURES

- For hard surface flooring casters, please specify **(C65R)**. Add \$21/set.
- Bantam is a durable, bleach cleanable (9:1) vinyl, but due to the stiff nature of the textile, this vinyl is prone to bunching and will not upholster as smoothly as other coverings in this series.

DESCRIPTION	MODEL# / FEATURES	List price																																	
 <p><b>Armless Task</b> Unit weight: 27 LB   12.3 KG Carton weight: 33 LB   14.97 KG Carton volume: 6.5 FT<sup>3</sup>   0.18 MT<sup>3</sup></p>	<p><b>MVL2836</b> Fabric</p> <p>Ergonomic features: C, E, M, N</p>	347																																	
		<table border="1"> <thead> <tr> <th colspan="3">OVERALL DIMENSIONS</th> <th colspan="3">SEAT DIMENSIONS</th> <th colspan="2">BACK DIMENSIONS</th> </tr> <tr> <th>W</th> <th>D</th> <th>H</th> <th>W</th> <th>D</th> <th>H</th> <th>W</th> <th>H</th> </tr> </thead> <tbody> <tr> <td>IN 20.5</td> <td>24.5</td> <td>36.5</td> <td>20.5</td> <td>17-18</td> <td>16.5-21.5</td> <td>19</td> <td>20</td> </tr> <tr> <td>MM 521</td> <td>622</td> <td>927</td> <td>521</td> <td>432-457</td> <td>419-546</td> <td>483</td> <td>508</td> </tr> </tbody> </table>		OVERALL DIMENSIONS			SEAT DIMENSIONS			BACK DIMENSIONS		W	D	H	W	D	H	W	H	IN 20.5	24.5	36.5	20.5	17-18	16.5-21.5	19	20	MM 521	622	927	521	432-457	419-546	483	508
		OVERALL DIMENSIONS			SEAT DIMENSIONS			BACK DIMENSIONS																											
		W	D	H	W	D	H	W	H																										
IN 20.5	24.5	36.5	20.5	17-18	16.5-21.5	19	20																												
MM 521	622	927	521	432-457	419-546	483	508																												
<p>RTA 2    courier    1 per carton</p> <p>CANADA    C65R</p>																																			
 <p><b>Armless Posture Task</b> Unit weight: 31 LB   14.1 KG Carton weight: 37 LB   16.78 KG Carton volume: 6.5 FT<sup>3</sup>   0.18 MT<sup>3</sup></p>	<p><b>MVL2837</b> Fabric</p> <p>Ergonomic features: C, D, G, M, N</p>	406																																	
		<table border="1"> <thead> <tr> <th colspan="3">DIMENSIONS HORS TOUT</th> <th colspan="3">DIMENSIONS DE L'ASSISE</th> <th colspan="2">DIMENSIONS DU DOSSIER</th> </tr> <tr> <th>L</th> <th>P</th> <th>H</th> <th>L</th> <th>P</th> <th>H</th> <th>L</th> <th>H</th> </tr> </thead> <tbody> <tr> <td>PO 20.5</td> <td>24</td> <td>37.5</td> <td>20.5</td> <td>17.5</td> <td>16.5-21.5</td> <td>19</td> <td>16-20</td> </tr> <tr> <td>MM 521</td> <td>610</td> <td>953</td> <td>521</td> <td>445</td> <td>419-546</td> <td>483</td> <td>406-508</td> </tr> </tbody> </table>		DIMENSIONS HORS TOUT			DIMENSIONS DE L'ASSISE			DIMENSIONS DU DOSSIER		L	P	H	L	P	H	L	H	PO 20.5	24	37.5	20.5	17.5	16.5-21.5	19	16-20	MM 521	610	953	521	445	419-546	483	406-508
		DIMENSIONS HORS TOUT			DIMENSIONS DE L'ASSISE			DIMENSIONS DU DOSSIER																											
		L	P	H	L	P	H	L	H																										
PO 20.5	24	37.5	20.5	17.5	16.5-21.5	19	16-20																												
MM 521	610	953	521	445	419-546	483	406-508																												
<p>RTA 2    courier    1 per carton</p> <p>CANADA    C65R</p>																																			
 <p><b>Task w/Arms</b> Unit weight: 33 LB   15 KG Carton weight: 39 LB   17.69 KG Carton volume: 7 FT<sup>3</sup>   0.19 MT<sup>3</sup></p>	<p><b>MVL2846</b> Fabric</p> <p>Ergonomic features: C, E, H, M, N</p>	438																																	
		<table border="1"> <thead> <tr> <th colspan="3">OVERALL DIMENSIONS</th> <th colspan="3">SEAT DIMENSIONS</th> <th colspan="2">BACK DIMENSIONS</th> </tr> <tr> <th>W</th> <th>D</th> <th>H</th> <th>W</th> <th>D</th> <th>H</th> <th>W</th> <th>H</th> </tr> </thead> <tbody> <tr> <td>IN 26.5</td> <td>24.5</td> <td>36.5</td> <td>20.5</td> <td>17-18</td> <td>16.5-21.5</td> <td>19</td> <td>20</td> </tr> <tr> <td>MM 673</td> <td>622</td> <td>927</td> <td>521</td> <td>432-457</td> <td>419-546</td> <td>483</td> <td>508</td> </tr> </tbody> </table>		OVERALL DIMENSIONS			SEAT DIMENSIONS			BACK DIMENSIONS		W	D	H	W	D	H	W	H	IN 26.5	24.5	36.5	20.5	17-18	16.5-21.5	19	20	MM 673	622	927	521	432-457	419-546	483	508
		OVERALL DIMENSIONS			SEAT DIMENSIONS			BACK DIMENSIONS																											
		W	D	H	W	D	H	W	H																										
IN 26.5	24.5	36.5	20.5	17-18	16.5-21.5	19	20																												
MM 673	622	927	521	432-457	419-546	483	508																												
<p>RTA 2    courier    1 per carton</p> <p>CANADA    C65R</p>																																			
 <p><b>Posture Task w/Arms</b> Unit weight: 37 LB   16.8 KG Carton weight: 43 LB   19.5 KG Carton volume: 8.5 FT<sup>3</sup>   0.24 MT<sup>3</sup></p>	<p><b>MVL2847</b> Fabric</p> <p>Ergonomic features: C, D, G, H, M, N</p>	498																																	
		<table border="1"> <thead> <tr> <th colspan="3">OVERALL DIMENSIONS</th> <th colspan="3">SEAT DIMENSIONS</th> <th colspan="2">BACK DIMENSIONS</th> </tr> <tr> <th>W</th> <th>D</th> <th>H</th> <th>W</th> <th>D</th> <th>H</th> <th>W</th> <th>H</th> </tr> </thead> <tbody> <tr> <td>IN 26.5</td> <td>24</td> <td>37.5</td> <td>20.5</td> <td>17.5</td> <td>16.5-21.5</td> <td>19</td> <td>16-20</td> </tr> <tr> <td>MM 673</td> <td>610</td> <td>953</td> <td>521</td> <td>445</td> <td>419-546</td> <td>483</td> <td>406-508</td> </tr> </tbody> </table>		OVERALL DIMENSIONS			SEAT DIMENSIONS			BACK DIMENSIONS		W	D	H	W	D	H	W	H	IN 26.5	24	37.5	20.5	17.5	16.5-21.5	19	16-20	MM 673	610	953	521	445	419-546	483	406-508
		OVERALL DIMENSIONS			SEAT DIMENSIONS			BACK DIMENSIONS																											
		W	D	H	W	D	H	W	H																										
IN 26.5	24	37.5	20.5	17.5	16.5-21.5	19	16-20																												
MM 673	610	953	521	445	419-546	483	406-508																												
<p>RTA 2    courier    1 per carton</p> <p>CANADA    C65R</p>																																			

RAVEN 400



model OTG10703B

STANDARD FEATURES




- Specifically intended for users of above average height and/or weight.
- Multiple shift application (24 hours a day/7 days a week).
- Breathable mesh back.
- Standard with height adjustable arms.
- Lightly padded height adjustable lumbar support.
- Black powder coated heavy duty metal base.
- Dual wheel carpet casters are standard.
- Only available in Black woven fabric seat with a Black mesh back.
- Limited Warranty (2-year exceptions apply - see page 138).
- Weight capacity for this series is 400 lbs.

CHAIR ADJUSTMENTS

- Synchro-tilter mechanism with multi position tilt lock.
- Tilt tension adjustment.
- Ratchet back height adjustment.
- Side activated sliding seat depth adjustment.
- Pneumatic seat height adjustment.

OPTIONAL FEATURES

- Hard surface flooring casters (**C10R**) can be purchased separately. Add \$104/set.

DESCRIPTION	MODEL# / FEATURES	List price							
 <p><b>High Back Heavy Duty Synchro-Tilter</b>                      Unit weight: 51.5 LB   23.4 KG                      Carton weight: 60 LB   27.22 KG                      Carton volume: 9.25 FT<sup>3</sup>   0.26 MT<sup>3</sup></p>	<p><b>OTG10703B</b></p> <p>Ergonomic features: A, B, C, D, E, H, L, M, N</p>	795							
		OVERALL DIMENSIONS			SEAT DIMENSIONS			BACK DIMENSIONS	
		W	D	H	W	D	H	W	H
		IN 29	27	43.5	22.75	19-21	20-23.5	19.5	22.75
		MM 737	686	1105	578	483-533	508-597	495	578
						1 per carton			

SAFARI



model OTG13026

STANDARD FEATURES

- Mesh back tilter chair.
- Compact design suitable for average to petite size individuals.
- Contoured Black mesh back with lumbar strap provides excellent support.
- Fixed loop arms.
- Black base with dual wheel carpet casters (C1) is standard.
- Seat can be upholstered in all Global grade 1 seating textiles or in Luxhide bonded leather (see page 134).
- Compliant with the emissions guidelines set by the GREENGUARD Environmental Institute.
- Limited Warranty (5-year exceptions apply - see page 138).
- Weight capacity for this series is 300 lbs.

CHAIR ADJUSTMENTS

- Center tilt with upright position tilt lock.
- Tilt tension adjustment.
- Pneumatic seat height adjustment.

OPTIONAL FEATURES

- Hard surface flooring casters (**C9R**) can be purchased separately. Add \$96/set.

ALTERNATE TEXTILE OPTIONS

- Graded-in textiles are available (seat only). No minimum quantities. Contact Customer Service for pricing.

DESCRIPTION



**Medium Mesh Back Tilter**  
 Unit weight: 27 LB | 12.3 KG  
 Carton weight: 32 LB | 14.51 KG  
 Carton volume: 4.5 FT<sup>3</sup> | 0.12 MT<sup>3</sup>

MODEL# / FEATURES

MODEL# / FEATURES		List price					
OTG13026		446					
OVERALL DIMENSIONS		SEAT DIMENSIONS			BACK DIMENSIONS		
W	D	H	W	D	H	W	H
IN 23	23.5	40	19	17	18.25-22.25	19	19
MM 584	597	991	483	432	464-565	483	483

Ergonomic features: A, B, C, M, N, S

RTA 8 courier 1 per carton

SIX 13



model OTG11613B

STANDARD FEATURES

- A value priced multi-tilter chair with many ergonomic features.
- Standard with height adjustable T-arms with self-skinned urethane (SSU) armcaps.
- Dual wheel carpet casters (C65) are standard.
- Upholstered in Black, Quilt (QL10) only.
- Compliant with the emissions guidelines set by the GREENGUARD Environmental Institute.
- Limited Warranty (2-year exceptions apply - see page 138).
- Weight capacity for this series is 300 lbs.

CHAIR ADJUSTMENTS

- Multi-Center tilt with infinite position tilt lock.
- Infinite position back and seat angle adjustments.
- Concealed ratchet back height adjustment.
- Pneumatic seat height adjustment.

OPTIONAL FEATURES

- Hard surface flooring casters (**C65R**) can be purchased separately. Add \$96/set.

DESCRIPTION



**Medium Back Multi-Tilter**  
 Unit weight: 41 LB | 18.59 KG  
 Carton weight: 41 LB | 18.6 KG  
 Carton volume: 5.77 FT<sup>3</sup> | 0.16 MT<sup>3</sup>

MODEL# / FEATURES

MODEL# / FEATURES		List price					
OTG11613B		585					
OVERALL DIMENSIONS		SEAT DIMENSIONS			BACK DIMENSIONS		
W	D	H	W	D	H	W	H
IN 25.5	24	39	21	18.5	17.5-22.5	20.5	17.5-19
MM 648	610	991	533	470	445-572	521	445-483

Ergonomic features: A, B, C, D, G, H, M, N, S

RTA 8 courier 1 per carton

SIX 31



model OTG11631B

STANDARD FEATURES









- A great general purpose office chair.
- Contoured seat and back with thick cushions.
- Standard with height adjustable T-arms with self-skinned urethane (SSU) armcaps.
- Dual wheel carpet casters (C65) are standard.
- OTG11531B and OTG11631B are upholstered in Black, Quilt (QL10)
- Compliant with the emissions guidelines set by the GREENGUARD Environmental Institute.
- Limited Warranty (2-year exceptions apply - see page 138).
- Weight capacity for this series is 300 lbs.

CHAIR ADJUSTMENTS

- **Multi-tilter chair**
  - Center tilt with infinite position tilt lock.
  - Tilt tension adjustment.
  - Independent back and seat angle adjustments.
  - Internal ratchet back height adjustment.
  - Seat depth adjustment.
  - Pneumatic seat height adjustment.
- **Operator chair**
  - Single lever back and seat angle with tension adjustments.
  - Back height adjustment.
  - Pneumatic seat height adjustment.

OPTIONAL FEATURES

- Hard surface flooring casters (**C65R**) can be purchased separately. Add \$96/set.

DESCRIPTION	MODEL# / FEATURES	List price																																							
 <p><b>Medium Back Multi-Tilter</b> Unit weight: 65 LB   29.48 KG Carton weight: 65 LB   29.48 KG Carton volume: 8 FT<sup>3</sup>   0.22 MT<sup>3</sup></p>	<p><b>OTG11531B</b> Black</p>	780																																							
		<p><b>OVERALL DIMENSIONS</b></p> <table border="1"> <thead> <tr> <th></th> <th>W</th> <th>D</th> <th>H</th> </tr> </thead> <tbody> <tr> <td>IN</td> <td>25.5</td> <td>24</td> <td>42.5</td> </tr> <tr> <td>MM</td> <td>648</td> <td>610</td> <td>1080</td> </tr> </tbody> </table>				W	D	H	IN	25.5	24	42.5	MM	648	610	1080	<p><b>SEAT DIMENSIONS</b></p> <table border="1"> <thead> <tr> <th></th> <th>W</th> <th>D</th> <th>H</th> </tr> </thead> <tbody> <tr> <td></td> <td>20</td> <td>17</td> <td>19-23</td> </tr> <tr> <td></td> <td>508</td> <td>432</td> <td>483-584</td> </tr> </tbody> </table>				W	D	H		20	17	19-23		508	432	483-584	<p><b>BACK DIMENSIONS</b></p> <table border="1"> <thead> <tr> <th></th> <th>W</th> <th>H</th> </tr> </thead> <tbody> <tr> <td></td> <td>19.5</td> <td>20.5-23.5</td> </tr> <tr> <td></td> <td>495</td> <td>521-597</td> </tr> </tbody> </table>				W	H		19.5	20.5-23.5	
	W	D	H																																						
IN	25.5	24	42.5																																						
MM	648	610	1080																																						
	W	D	H																																						
	20	17	19-23																																						
	508	432	483-584																																						
	W	H																																							
	19.5	20.5-23.5																																							
	495	521-597																																							
<p>Ergonomic features: A, B, C, D, E, F, G, H, M, N, S</p>				1 per carton																																					
 <p><b>Medium Back Operator</b> Unit weight: 46 LB   20.86 KG Carton weight: 46 LB   20.87 KG Carton volume: 6.5 FT<sup>3</sup>   0.18 MT<sup>3</sup></p>	<p><b>OTG11631B</b> Black</p>	572																																							
		<p><b>OVERALL DIMENSIONS</b></p> <table border="1"> <thead> <tr> <th></th> <th>W</th> <th>D</th> <th>H</th> </tr> </thead> <tbody> <tr> <td>IN</td> <td>25.5</td> <td>25</td> <td>44</td> </tr> <tr> <td>MM</td> <td>648</td> <td>635</td> <td>1118</td> </tr> </tbody> </table>				W	D	H	IN	25.5	25	44	MM	648	635	1118	<p><b>SEAT DIMENSIONS</b></p> <table border="1"> <thead> <tr> <th></th> <th>W</th> <th>D</th> <th>H</th> </tr> </thead> <tbody> <tr> <td></td> <td>20.5</td> <td>19</td> <td>18.5-22.5</td> </tr> <tr> <td></td> <td>521</td> <td>483</td> <td>470-572</td> </tr> </tbody> </table>				W	D	H		20.5	19	18.5-22.5		521	483	470-572	<p><b>BACK DIMENSIONS</b></p> <table border="1"> <thead> <tr> <th></th> <th>W</th> <th>H</th> </tr> </thead> <tbody> <tr> <td></td> <td>20</td> <td>23-24.5</td> </tr> <tr> <td></td> <td>508</td> <td>584-622</td> </tr> </tbody> </table>				W	H		20	23-24.5	
	W	D	H																																						
IN	25.5	25	44																																						
MM	648	635	1118																																						
	W	D	H																																						
	20.5	19	18.5-22.5																																						
	521	483	470-572																																						
	W	H																																							
	20	23-24.5																																							
	508	584-622																																							
<p>Ergonomic features: A, B, C, D, G, H, M, N, S</p>				1 per carton																																					

SODA






model MVL13017

STANDARD FEATURES

- A contemporary, yet retro light lounge series featuring fully upholstered cushions.
- Back design on lounge chair offers flexible movement.
- Generous proportions allow for a variety of seating positions.
- Chair and ottoman are standard with a Chrome frame with clear polycarbonate glides and are suitable for carpet, rubber or concrete flooring.
- Can be upholstered in all Global grade 1 seating textiles or in Luxhide bonded leather (see page 134).
- Compliant with the emissions guidelines set by the GREENGUARD Environmental Institute.
- Limited Warranty (5-year exceptions apply - see page 138).
- Weight capacity for this series is 300 lbs.

ALTERNATE TEXTILE OPTIONS

- Graded-in textiles are available. No minimum quantities. Contact Customer Service for pricing.
- Bantam is a durable, bleach cleanable (9:1) vinyl, but due to the stiff nature of the textile, this vinyl is prone to bunching and will not upholster as smoothly as other coverings in this series.

DESCRIPTION	MODEL# / FEATURES	List price																															
 <p><b>Lounge Chair</b> Unit weight: 30 LB   13.6 KG Carton weight: 39 LB   17.69 KG Carton volume: 18 FT<sup>3</sup>   0.5 MT<sup>3</sup></p>	<p><b>MVL13017</b> Luxhide bonded leather or fabric</p> <p>Ergonomic features: M, N</p>	711																															
		<table border="1"> <thead> <tr> <th colspan="3">OVERALL DIMENSIONS</th> <th colspan="3">SEAT DIMENSIONS</th> <th colspan="2">BACK DIMENSIONS</th> </tr> <tr> <th>W</th> <th>D</th> <th>H</th> <th>W</th> <th>D</th> <th>H</th> <th>W</th> <th>H</th> </tr> </thead> <tbody> <tr> <td>IN 27</td> <td>24</td> <td>32</td> <td>27</td> <td>18</td> <td>17</td> <td>22</td> <td>15.5</td> </tr> <tr> <td>MM 686</td> <td>610</td> <td>813</td> <td>686</td> <td>457</td> <td>432</td> <td>559</td> <td>394</td> </tr> </tbody> </table>		OVERALL DIMENSIONS			SEAT DIMENSIONS			BACK DIMENSIONS		W	D	H	W	D	H	W	H	IN 27	24	32	27	18	17	22	15.5	MM 686	610	813	686	457	432
OVERALL DIMENSIONS			SEAT DIMENSIONS			BACK DIMENSIONS																											
W	D	H	W	D	H	W	H																										
IN 27	24	32	27	18	17	22	15.5																										
MM 686	610	813	686	457	432	559	394																										
		RTA 00	1 per carton	 																													



SODA TABLES



model MVL13016

STANDARD FEATURES

- 1" thick thermally fused laminate top surface with 2mm matching edgeband.
- Tables are standard with a Chrome frame with clear polycarbonate glides and are suitable for carpet, rubber or concrete flooring.
- Top surface available in 13 standard finishes (see page 135).
- Meets applicable ANSI/BIFMA standards.

TABLES	MODEL #	DIMENSIONS <sup>IN</sup> <sub>MM</sub>	WEIGHT <sup>LB</sup> <sub>KG</sub>	VOLUME <sup>FT<sup>3</sup></sup> <sub>MT<sup>3</sup></sub>	LIST PRICE
	<b>MVL13016</b>	30 x - x 15.25	40	13	<b>\$445</b>
	30" round	762 x - x 387	18.14	0.36	
	<b>MVL13023</b>	30 x - x 15.25	45	13	<b>\$445</b>
	30" square	762 x - x 387	20.41	0.36	

30" Tables

Shipped assembled in 1 carton.





SPARROW



model OTG10920

STANDARD FEATURES

- Multi-purpose guest/occasional chair.
- Durable welded four-legged steel frame.
- Black mesh back with Black, Quilt (QL10) seat.
- Seat shroud design protects cushion seat pad when stacked.
- Nylon loop arms.
- Black nylon frame features a unique back grid.
- Shipped assembled - 4 per carton.
- Compliant with the emissions guidelines set by the GREENGUARD Environmental Institute.
- Limited Warranty (2-year exceptions apply - see page 138).
- Weight capacity for this series is 300 lbs.

DESCRIPTION	MODEL# / FEATURES	List price							
 <p><b>Guest Chair, Mesh Back and Uph Seat</b>                      Unit weight: 20 LB   9.07 KG                      Carton weight: 20 LB   9.07 KG                      Carton volume: 17.5 FT<sup>3</sup>   0.49 MT<sup>3</sup></p>	OTG10920	279							
		OVERALL DIMENSIONS			SEAT DIMENSIONS			BACK DIMENSIONS	
		W	D	H	W	D	H	W	H
	IN	24	21.5	33.5	18	17	18.5	17	15
	MM	610	546	851	457	432	470	432	381
	Ergonomic features: M, N	RTA 00		4 per carton (pricing and specifications are for one chair)					

STRADIC



model MVL11860

STANDARD FEATURES

- Tilter chair with a unique design mesh back.
- Standard with height adjustable arms with soft self-skinned urethane (SSU) armcaps that slide forward and backward.
- Dual wheel carpet casters (C1) are standard.
- Air flow mesh back is available in Black only.
- Seating surfaces can be upholstered in all Global grade 1 seating textiles with the exception of Luxhide (see page 134).
- Compliant with the emissions guidelines set by the GREENGUARD Environmental Institute.
- Limited Warranty (5-year exceptions apply - see page 138).
- Weight capacity for this series is 300 lbs.

CHAIR ADJUSTMENTS

- Center tilt with upright position tilt lock.
- Tilt tension adjustment.
- Pneumatic seat height adjustment.

OPTIONAL FEATURES

- For hard surface flooring casters, please specify (C9R). Add \$21/set.
- Bantam is a durable, bleach cleanable (9:1) vinyl, but due to the stiff nature of the textile, this vinyl is prone to bunching and will not upholster as smoothly as other coverings in this series.

DESCRIPTION MODEL# / FEATURES



**Tilter, Mesh Back and Uph seat**  
 Unit weight: 35 LB | 15.9 KG  
 Carton weight: 40 LB | 18.14 KG  
 Carton volume: 9.5 FT³ | 0.26 MT³

MODEL# / FEATURES		List price								
<b>MVL11860</b>		567								
OVERALL DIMENSIONS			SEAT DIMENSIONS			BACK DIMENSIONS				
W	D	H	W	D	H	W	H			
IN 25	23.5	35.5	20	17.5	15.5-20.5	18.5	18			
MM 635	597	902	508	445	394-521	470	457			

Ergonomic features:  
 A, B, C, H, M, N, S

1 per carton

## SUBURB



model MVL13051


















model MVL13052

### STANDARD FEATURES

- Canadian made sofa series.
- All models are freestanding.
- Thick, plush cushions are reversible and removable.
- Standard with tapered wood legs in Black finish.
- Arms taper forward and feature a radius end.
- Can be upholstered in all Global grade 1 seating textiles or in Luxhide bonded leather (see page 134).
- Compliant with the emissions guidelines set by the GREENGUARD Environmental Institute.
- Limited Warranty (5-year exceptions apply - see page 138).
- Weight capacity for this series is 300 lbs. per seat.

### ALTERNATE TEXTILE OPTIONS

- Graded-in textiles are available. No minimum quantities. Contact Customer Service for pricing.

DESCRIPTION	MODEL# / FEATURES																																
	List price																																
	<b>MVL13051</b> 948																																
 <p><b>Lounge Chair</b> Unit weight: 49 LB   22.3 KG Carton weight: 59 LB   26.76 KG Carton volume: 14.5 FT<sup>3</sup>   0.41 MT<sup>3</sup></p>	<table border="1"> <thead> <tr> <th colspan="3">OVERALL DIMENSIONS</th> <th colspan="3">SEAT DIMENSIONS</th> <th colspan="2">BACK DIMENSIONS</th> </tr> <tr> <th>W</th> <th>D</th> <th>H</th> <th>W</th> <th>D</th> <th>H</th> <th>W</th> <th>H</th> </tr> </thead> <tbody> <tr> <td>IN 30.25</td> <td>32.75</td> <td>31.5</td> <td>21</td> <td>19.5</td> <td>17.5</td> <td>21</td> <td>14.5</td> </tr> <tr> <td>MM 768</td> <td>832</td> <td>800</td> <td>533</td> <td>495</td> <td>445</td> <td>533</td> <td>368</td> </tr> </tbody> </table> <p>   1 per carton                       </p>	OVERALL DIMENSIONS			SEAT DIMENSIONS			BACK DIMENSIONS		W	D	H	W	D	H	W	H	IN 30.25	32.75	31.5	21	19.5	17.5	21	14.5	MM 768	832	800	533	495	445	533	368
OVERALL DIMENSIONS			SEAT DIMENSIONS			BACK DIMENSIONS																											
W	D	H	W	D	H	W	H																										
IN 30.25	32.75	31.5	21	19.5	17.5	21	14.5																										
MM 768	832	800	533	495	445	533	368																										
	List price																																
	<b>MVL13052</b> 1448																																
 <p><b>Two Seat Sofa</b> Unit weight: 71 LB   32.3 KG Carton weight: 83 LB   37.65 KG Carton volume: 24.25 FT<sup>3</sup>   0.68 MT<sup>3</sup></p>	<table border="1"> <thead> <tr> <th colspan="3">OVERALL DIMENSIONS</th> <th colspan="3">SEAT DIMENSIONS</th> <th colspan="2">BACK DIMENSIONS</th> </tr> <tr> <th>W</th> <th>D</th> <th>H</th> <th>W</th> <th>D</th> <th>H</th> <th>W</th> <th>H</th> </tr> </thead> <tbody> <tr> <td>IN 52.25</td> <td>32.75</td> <td>31.5</td> <td>43</td> <td>19.5</td> <td>17.5</td> <td>43</td> <td>14.5</td> </tr> <tr> <td>MM 1327</td> <td>832</td> <td>800</td> <td>1092</td> <td>495</td> <td>445</td> <td>1092</td> <td>368</td> </tr> </tbody> </table> <p>   1 per carton                       </p>	OVERALL DIMENSIONS			SEAT DIMENSIONS			BACK DIMENSIONS		W	D	H	W	D	H	W	H	IN 52.25	32.75	31.5	43	19.5	17.5	43	14.5	MM 1327	832	800	1092	495	445	1092	368
OVERALL DIMENSIONS			SEAT DIMENSIONS			BACK DIMENSIONS																											
W	D	H	W	D	H	W	H																										
IN 52.25	32.75	31.5	43	19.5	17.5	43	14.5																										
MM 1327	832	800	1092	495	445	1092	368																										
	List price																																
	<b>MVL13053</b> 1944																																
 <p><b>Three Seat Sofa</b> Unit weight: 94 LB   42.7 KG Carton weight: 108 LB   48.99 KG Carton volume: 34.25 FT<sup>3</sup>   0.96 MT<sup>3</sup></p>	<table border="1"> <thead> <tr> <th colspan="3">OVERALL DIMENSIONS</th> <th colspan="3">SEAT DIMENSIONS</th> <th colspan="2">BACK DIMENSIONS</th> </tr> <tr> <th>W</th> <th>D</th> <th>H</th> <th>W</th> <th>D</th> <th>H</th> <th>W</th> <th>H</th> </tr> </thead> <tbody> <tr> <td>IN 74.25</td> <td>32.75</td> <td>31.5</td> <td>65</td> <td>19.5</td> <td>17.5</td> <td>65</td> <td>14.5</td> </tr> <tr> <td>MM 1886</td> <td>832</td> <td>800</td> <td>1651</td> <td>495</td> <td>445</td> <td>1651</td> <td>368</td> </tr> </tbody> </table> <p>   1 per carton                       </p>	OVERALL DIMENSIONS			SEAT DIMENSIONS			BACK DIMENSIONS		W	D	H	W	D	H	W	H	IN 74.25	32.75	31.5	65	19.5	17.5	65	14.5	MM 1886	832	800	1651	495	445	1651	368
OVERALL DIMENSIONS			SEAT DIMENSIONS			BACK DIMENSIONS																											
W	D	H	W	D	H	W	H																										
IN 74.25	32.75	31.5	65	19.5	17.5	65	14.5																										
MM 1886	832	800	1651	495	445	1651	368																										

TAMI



model MVL1617



model MVL1616

STANDARD FEATURES

- Canadian made task chairs.
- Hinged back for enhanced comfort.
- Scuff resistant outer back shroud.
- MVL1617 is standard with height adjustable T-arms with self-skinned urethane (SSU) armcaps.
- Dual wheel carpet casters (C65) are standard.
- Can be upholstered in all Global grade 1 seating textiles with the exception of Luxhide (see page 134).
- Compliant with the emissions guidelines set by the GREENGUARD Environmental Institute.
- Limited Warranty (5-year exceptions apply - see page 138).
- Weight capacity for this series is 300 lbs.

CHAIR ADJUSTMENTS

- Seat depth adjustment.
- Pneumatic seat height adjustment.

OPTIONAL FEATURES

- For hard surface flooring casters, please specify (C65R). Add \$21/set.
- Bantam is a durable, bleach cleanable (9:1) vinyl, but due to the stiff nature of the textile, this vinyl is prone to bunching and will not upholster as smoothly as other coverings in this series.

DESCRIPTION

MODEL# / FEATURES



Armless Task

Unit weight: 18 LB | 8.2 KG  
 Carton weight: 21 LB | 9.53 KG  
 Carton volume: 3.6 FT³ | 0.1 MT³

MVL1616

List price

254

OVERALL DIMENSIONS

	W	D	H
IN	18	22	32
MM	457	559	813

SEAT DIMENSIONS

W	D	H
18	16	15.5-20.5
457	406	394-521

BACK DIMENSIONS

W	H
15.5	14
394	356

Ergonomic features:  
 C, E, M, N



1 per carton



Task w/Arms

Unit weight: 24 LB | 10.9 KG  
 Carton weight: 27 LB | 12.25 KG  
 Carton volume: 4.6 FT³ | 0.13 MT³

MVL1617

List price

356

OVERALL DIMENSIONS

	W	D	H
IN	22	22	32
MM	559	559	813

SEAT DIMENSIONS

W	D	H
18	16	15.5-20.5
457	406	394-521

BACK DIMENSIONS

W	H
15.5	14
394	356

Ergonomic features:  
 C, E, H, M, N



1 per carton



Height Adjustable T-Arms - 1 pair

Unit weight: 8 LB | 3.6 KG  
 Carton weight: 10 LB | 4.54 KG  
 Carton volume: 1.3 FT³ | 0.03 MT³

MVL2784

List price

119

OVERALL DIMENSIONS

	W	D	H
IN	3	10	12
MM	76	254	305

SEAT DIMENSIONS

W	D	H
-	-	-
-	-	-

BACK DIMENSIONS

W	H
-	-
-	-

Ergonomic features:  
 C, E, H, M, N



1 pair per carton (pricing is for the pair, specifications are for one arm)

TL



model MVL6074  
shown with fixed loop arms



model MVL6070HA  
shown with 4D arms

STANDARD FEATURES

- Designed and made in Canada, this ergonomic task seating series features a tapered shape high back for ample support and a molded seat foam for comfort and clean aesthetics.
- Work chairs are available with two different mechanism options: synchro-tilter or multi-tilter. Height adjustable stools are available with task mechanism only.
- Mesh back is available in six colours: Black (D55), Blue (D51), Fog (D54), Navy (D52), Red (D50) and Shadow (D53).
- Adjustable lumbar support is standard on all models.
- Black frame with a 5-prong, injection molded, fiberglass reinforced Black nylon base with dual wheel carpet casters.
- Models are available with fixed plastic loop arms, height adjustable arms with sliding and rotating armcaps (4D), or without arms.
- Seat can be upholstered in Luxhide bonded leather (various colours) or in all Global grade 1 seating textiles (see page 134). Seat upholstered in vinyls (Bantam and Luxhide) will have a sewn cover with side band.
- Compliant with the emissions guidelines set by the GREENGUARD Environmental Institute.
- Limited Warranty (5-year exceptions apply - see page 138).
- Weight capacity for this series is 300 lbs.

CHAIR ADJUSTMENTS










- **Multi-tilter chair**
  - Infinite position tilt lock.
  - Tilt tension adjustment.
  - Independent back and seat angle adjustment.
  - Side activated sliding seat depth adjustment.
  - Height adjustable lumbar support.
  - Pneumatic seat height adjustment.
- **Weight sensing synchro-tilter chair**
  - Upright position tilt lock.
  - Tilt tension adjustment.
  - Side activated sliding seat depth adjustment.
  - Height adjustable lumbar support.
  - Pneumatic seat height adjustment.
- **Height adjustable stool**
  - Task mechanism.
  - Pneumatic seat height adjustment.
  - Height adjustable lumbar support.
  - Height adjustable Chrome footrest.

OPTIONAL FEATURES

- For optional polished aluminum base, please specify (A7). Add \$131.
- For hard surface flooring casters, please specify (C82R). Add \$21/set.

ALTERNATE TEXTILE OPTIONS

- Graded-in textiles are available. No minimum quantities. Contact Customer Service for pricing.

DESCRIPTION	MODEL# / FEATURES	List price								
 <p><b>High Mesh Back Multi-Tilter</b> Unit weight: 48.5 LB   22 KG Carton weight: 59.5 LB   26.99 KG Carton volume: 10.5 FT³   0.29 MT³</p>	<p><b>MVL6070</b> with fixed loop arms</p> <p>Ergonomic features: A, B, C, D, E, F, G, M, N, S</p>	1008								
		<b>OVERALL DIMENSIONS</b>			<b>SEAT DIMENSIONS</b>			<b>BACK DIMENSIONS</b>		
		W	D	H	W	D	H	W	H	
IN 24.75	23	40.62	20	17.5-21	17.5-21.25	16	22			
MM 629	584	1032	508	445-533	445-540	406	559			
			<b>RTA 2</b>		1 per carton					
 <p><b>High Mesh Back Multi-Tilter</b> Unit weight: 48.5 LB   22 KG Carton weight: 59.5 LB   26.99 KG Carton volume: 10.5 FT³   0.29 MT³</p>	<p><b>MVL6070HA</b> with height adjustable arms</p> <p>Ergonomic features: A, B, C, D, E, F, G, H, M, N, R, S</p>	1066								
		<b>OVERALL DIMENSIONS</b>			<b>SEAT DIMENSIONS</b>			<b>BACK DIMENSIONS</b>		
		W	D	H	W	D	H	W	H	
IN 26	23	40.62	20	17.5-21	17.5-21.25	16	22			
MM 660	584	1032	508	445-533	445-540	406	559			
			<b>RTA 2</b>		1 per carton					
 <p><b>High Mesh Back Multi-Tilter</b> Unit weight: 44 LB   20 KG Carton weight: 55 LB   24.95 KG Carton volume: 10.5 FT³   0.29 MT³</p>	<p><b>MVL6070NA</b> without arms</p> <p>Ergonomic features: A, B, C, D, E, F, G, M, N, S</p>	921								
		<b>OVERALL DIMENSIONS</b>			<b>SEAT DIMENSIONS</b>			<b>BACK DIMENSIONS</b>		
		W	D	H	W	D	H	W	H	
IN 20	23	40.62	20	17.5-20	17.5-21.25	16	22			
MM 508	584	1032	508	445-508	445-540	406	559			
			<b>RTA 2</b>		1 per carton					

DESCRIPTION MODEL# / FEATURES



**High Mesh Back Weight Sensing Synchro-Tilter**  
 Unit weight: 43 LB | 19.5 KG  
 Carton weight: 54 LB | 24.49 KG  
 Carton volume: 10.5 FT³ | 0.29 MT³

List price  
**MVL6074**  
 with fixed loop arms  
 911

OVERALL DIMENSIONS			SEAT DIMENSIONS			BACK DIMENSIONS	
W	D	H	W	D	H	W	H
IN 24.75	23	39.87	20	17.5-20	17-20.75	16	22
MM 629	584	1013	508	445-508	432-527	406	559

Ergonomic features:  
 B, C, D, E, L, M, N   1 per carton 



**High Mesh Back Weight Sensing Synchro-Tilter**  
 Unit weight: 43 LB | 19.5 KG  
 Carton weight: 54 LB | 24.49 KG  
 Carton volume: 10.5 FT³ | 0.29 MT³

List price  
**MVL6074HA**  
 with height adjustable arms  
 969

OVERALL DIMENSIONS			SEAT DIMENSIONS			BACK DIMENSIONS	
W	D	H	W	D	H	W	H
IN 26	23	39.87	20	17.5-20	17-20.75	16	22
MM 660	584	1013	508	445-508	432-527	406	559

Ergonomic features:  
 B, C, D, E, H, L, M, N, R   1 per carton 



**High Mesh Back Weight Sensing Synchro-Tilter**  
 Unit weight: 38 LB | 17.3 KG  
 Carton weight: 54 LB | 24.49 KG  
 Carton volume: 10.5 FT³ | 0.29 MT³

List price  
**MVL6074NA**  
 without arms  
 824

OVERALL DIMENSIONS			SEAT DIMENSIONS			BACK DIMENSIONS	
W	D	H	W	D	H	W	H
IN 20	23	39.87	20	17.5-20	17-20.75	16	22
MM 508	584	1013	508	445-508	432-527	406	559

Ergonomic features:  
 B, C, D, E, L, M, N   1 per carton 



**Mesh Back Height Adjustable Task Stool**  
 Unit weight: 37.5 LB | 17 KG  
 Carton weight: 48.5 LB | 22 KG  
 Carton volume: 10.5 FT³ | 0.29 MT³

List price  
**MVL6076**  
 with fixed loop arms  
 1105

OVERALL DIMENSIONS			SEAT DIMENSIONS			BACK DIMENSIONS	
W	D	H	W	D	H	W	H
IN 24.75	24	50.75	20	17.75	25-35	16	22
MM 629	610	1289	508	451	635-889	406	559

Ergonomic features:  
 C, D, M, N   1 per carton 



**Mesh Back Height Adjustable Task Stool**  
 Unit weight: 37.5 LB | 17 KG  
 Carton weight: 48.5 LB | 22 KG  
 Carton volume: 10.5 FT³ | 0.29 MT³

List price  
**MVL6076HA**  
 with height adjustable arms  
 1163

OVERALL DIMENSIONS			SEAT DIMENSIONS			BACK DIMENSIONS	
W	D	H	W	D	H	W	H
IN 26	24	51	20	17.75	25-35	16	21
MM 660	610	1295	508	451	635-889	406	533

Ergonomic features:  
 C, D, H, M, N, R   1 per carton 



**Mesh Back Height Adjustable Task Stool**  
 Unit weight: 34 LB | 15.5 KG  
 Carton weight: 45 LB | 20.41 KG  
 Carton volume: 10.5 FT³ | 0.29 MT³

List price  
**MVL6076NA**  
 without arms  
 1018

OVERALL DIMENSIONS			SEAT DIMENSIONS			BACK DIMENSIONS	
W	D	H	W	D	H	W	H
IN 20	24	50.75	20	17	25-35	16	22
MM 508	610	1289	508	432	635-889	406	559

Ergonomic features:  
 C, D, M, N   1 per carton 

## ULTRA



model MVL11730



model MVL11743

### STANDARD FEATURES

- Canadian made tilter and guest chairs.
- Internal welded steel frame.
- Chrome fixed arms (except armless models) and base.
- Dual wheel carpet casters (C65) are standard (except guest chairs).
- Seating surfaces can be upholstered in Luxhide bonded leather, in various colours (see page 134).
- Compliant with the emissions guidelines set by the GREENGUARD Environmental Institute.
- Limited Warranty (5-year exceptions apply - see page 138).
- Weight capacity for this series is 300 lbs.

### CHAIR ADJUSTMENTS



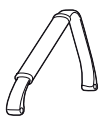

- Center tilt with upright position tilt lock.
- Tilt tension adjustment.
- Pneumatic seat height adjustment.

### OPTIONAL FEATURES

- For hard surface flooring casters, please specify (C65R). Add \$21/set.
- Optional removable upholstered armcaps are available for tilter models with arms, please order (MVL11733). For graded-in textile pricing, please contact Customer Service.

### ALTERNATE TEXTILE OPTIONS

- Graded-in textiles are available. No minimum quantities. Contact Customer Service for pricing.

DESCRIPTION	MODEL# / FEATURES																																			
 <p><b>High Back Tilter w/Arms</b> Unit weight: 32 LB   14.5 KG Carton weight: 44 LB   19.96 KG Carton volume: 11 FT<sup>3</sup>   0.31 MT<sup>3</sup></p>	<p>List price</p> <p><b>MVL11730</b> 727</p>																																			
	<table border="1"> <thead> <tr> <th rowspan="2"></th> <th colspan="3">OVERALL DIMENSIONS</th> <th colspan="3">SEAT DIMENSIONS</th> <th colspan="2">BACK DIMENSIONS</th> </tr> <tr> <th>W</th> <th>D</th> <th>H</th> <th>W</th> <th>D</th> <th>H</th> <th>W</th> <th>H</th> </tr> </thead> <tbody> <tr> <td>IN</td> <td>23.5</td> <td>24.5</td> <td>40</td> <td>21</td> <td>17.5</td> <td>17.5-22.5</td> <td>20</td> <td>21</td> </tr> <tr> <td>MM</td> <td>597</td> <td>622</td> <td>1016</td> <td>533</td> <td>445</td> <td>445-572</td> <td>508</td> <td>533</td> </tr> </tbody> </table>		OVERALL DIMENSIONS			SEAT DIMENSIONS			BACK DIMENSIONS		W	D	H	W	D	H	W	H	IN	23.5	24.5	40	21	17.5	17.5-22.5	20	21	MM	597	622	1016	533	445	445-572	508	533
			OVERALL DIMENSIONS			SEAT DIMENSIONS			BACK DIMENSIONS																											
		W	D	H	W	D	H	W	H																											
IN	23.5	24.5	40	21	17.5	17.5-22.5	20	21																												
MM	597	622	1016	533	445	445-572	508	533																												
<p>Ergonomic features: A, B, C, M, N, S</p> <p>RTA 1    courier    1 per carton    CANADA    GREENGUARD</p>																																				
	<p>List price</p> <p><b>MVL11732</b> 654</p>																																			
 <p><b>Armless High Back Tilter</b> Unit weight: 28 LB   12.7 KG Carton weight: 38 LB   17.24 KG Carton volume: 11 FT<sup>3</sup>   0.31 MT<sup>3</sup></p>	<p>List price</p> <p><b>MVL11732</b> 654</p>																																			
	<table border="1"> <thead> <tr> <th rowspan="2"></th> <th colspan="3">OVERALL DIMENSIONS</th> <th colspan="3">SEAT DIMENSIONS</th> <th colspan="2">BACK DIMENSIONS</th> </tr> <tr> <th>W</th> <th>D</th> <th>H</th> <th>W</th> <th>D</th> <th>H</th> <th>W</th> <th>H</th> </tr> </thead> <tbody> <tr> <td>IN</td> <td>21</td> <td>24.5</td> <td>40</td> <td>21</td> <td>17.5</td> <td>17.5-22.5</td> <td>20</td> <td>21</td> </tr> <tr> <td>MM</td> <td>533</td> <td>622</td> <td>1016</td> <td>533</td> <td>445</td> <td>445-572</td> <td>508</td> <td>533</td> </tr> </tbody> </table>		OVERALL DIMENSIONS			SEAT DIMENSIONS			BACK DIMENSIONS		W	D	H	W	D	H	W	H	IN	21	24.5	40	21	17.5	17.5-22.5	20	21	MM	533	622	1016	533	445	445-572	508	533
			OVERALL DIMENSIONS			SEAT DIMENSIONS			BACK DIMENSIONS																											
		W	D	H	W	D	H	W	H																											
IN	21	24.5	40	21	17.5	17.5-22.5	20	21																												
MM	533	622	1016	533	445	445-572	508	533																												
<p>Ergonomic features: A, B, C, M, N, S</p> <p>RTA 1    courier    1 per carton    CANADA    GREENGUARD</p>																																				
	<p>List price</p> <p><b>MVL11733</b> 56</p>																																			
 <p><b>Upholstered Armcaps - 1 pair</b> Unit weight: 0.25 LB   0.1 KG Carton weight: 0.75 LB   0.34 KG Carton volume: 0.2 FT<sup>3</sup>   0.01 MT<sup>3</sup></p>	<p>List price</p> <p><b>MVL11733</b> 56</p>																																			
	<table border="1"> <thead> <tr> <th rowspan="2"></th> <th colspan="3">OVERALL DIMENSIONS</th> <th colspan="3">SEAT DIMENSIONS</th> <th colspan="2">BACK DIMENSIONS</th> </tr> <tr> <th>W</th> <th>D</th> <th>H</th> <th>W</th> <th>D</th> <th>H</th> <th>W</th> <th>H</th> </tr> </thead> <tbody> <tr> <td>IN</td> <td>5.5</td> <td>9.25</td> <td>0.25</td> <td>-</td> <td>-</td> <td>-</td> <td>-</td> <td>-</td> </tr> <tr> <td>MM</td> <td>140</td> <td>235</td> <td>6</td> <td>-</td> <td>-</td> <td>-</td> <td>-</td> <td>-</td> </tr> </tbody> </table>		OVERALL DIMENSIONS			SEAT DIMENSIONS			BACK DIMENSIONS		W	D	H	W	D	H	W	H	IN	5.5	9.25	0.25	-	-	-	-	-	MM	140	235	6	-	-	-	-	-
			OVERALL DIMENSIONS			SEAT DIMENSIONS			BACK DIMENSIONS																											
		W	D	H	W	D	H	W	H																											
IN	5.5	9.25	0.25	-	-	-	-	-																												
MM	140	235	6	-	-	-	-	-																												
<p>For models with arms: MVL11730, MVL11734 and MVL11742.</p> <p>RTA 00    courier    1 per carton (pricing is for the pair, specifications are for one armcap)    CANADA    GREENGUARD</p>																																				
	<p>List price</p> <p><b>MVL11734</b> 706</p>																																			
 <p><b>Low Back Tilter w/Arms</b> Unit weight: 35 LB   15.9 KG Carton weight: 42 LB   19.05 KG Carton volume: 11 FT<sup>3</sup>   0.31 MT<sup>3</sup></p>	<p>List price</p> <p><b>MVL11734</b> 706</p>																																			
	<table border="1"> <thead> <tr> <th rowspan="2"></th> <th colspan="3">OVERALL DIMENSIONS</th> <th colspan="3">SEAT DIMENSIONS</th> <th colspan="2">BACK DIMENSIONS</th> </tr> <tr> <th>W</th> <th>D</th> <th>H</th> <th>W</th> <th>D</th> <th>H</th> <th>W</th> <th>H</th> </tr> </thead> <tbody> <tr> <td>IN</td> <td>23.5</td> <td>24.5</td> <td>38</td> <td>21</td> <td>17.5</td> <td>17.5-22.5</td> <td>20</td> <td>19</td> </tr> <tr> <td>MM</td> <td>597</td> <td>622</td> <td>965</td> <td>533</td> <td>445</td> <td>445-572</td> <td>508</td> <td>483</td> </tr> </tbody> </table>		OVERALL DIMENSIONS			SEAT DIMENSIONS			BACK DIMENSIONS		W	D	H	W	D	H	W	H	IN	23.5	24.5	38	21	17.5	17.5-22.5	20	19	MM	597	622	965	533	445	445-572	508	483
			OVERALL DIMENSIONS			SEAT DIMENSIONS			BACK DIMENSIONS																											
		W	D	H	W	D	H	W	H																											
IN	23.5	24.5	38	21	17.5	17.5-22.5	20	19																												
MM	597	622	965	533	445	445-572	508	483																												
<p>Ergonomic features: A, B, C, M, N, S</p> <p>RTA 1    courier    1 per carton    CANADA    GREENGUARD</p>																																				

**DESCRIPTION MODEL# / FEATURES**



**Armless Low Back Tilter**  
 Unit weight: 31 LB | 14.1 KG  
 Carton weight: 38 LB | 17.24 KG  
 Carton volume: 11 FT<sup>3</sup> | 0.31 MT<sup>3</sup>

List price

**MVL11735** 640

Ergonomic features:  
 A, B, C, M, N, S

OVERALL DIMENSIONS			SEAT DIMENSIONS			BACK DIMENSIONS	
W	D	H	W	D	H	W	H

IN	21	24.5	38	21	17.5	17.5-22.5	20	19
MM	533	622	965	533	445	445-572	508	483

**RTA 1**



1 per carton



**Medium Back Guest Chair, Cantilever Base**  
 Unit weight: 32 LB | 14.5 KG  
 Carton weight: 40 LB | 18.14 KG  
 Carton volume: 13.25 FT<sup>3</sup> | 0.37 MT<sup>3</sup>

List price

**MVL11742** 810

Ergonomic features:  
 M, N

OVERALL DIMENSIONS			SEAT DIMENSIONS			BACK DIMENSIONS	
W	D	H	W	D	H	W	H

IN	24.25	25	35	21	17.5	18	21	17.5
MM	616	635	889	533	445	457	533	445

**RTA 00**

1 per carton



**Armless Medium Back Guest Chair, Cantilever Base**  
 Unit weight: 26 LB | 11.8 KG  
 Carton weight: 32 LB | 14.51 KG  
 Carton volume: 13.75 FT<sup>3</sup> | 0.38 MT<sup>3</sup>

List price

**MVL11743** 696

Ergonomic features:  
 M, N

OVERALL DIMENSIONS			SEAT DIMENSIONS			BACK DIMENSIONS	
W	D	H	W	D	H	W	H

IN	21	24.75	35	21	17.5	18	21	17.5
MM	533	629	889	533	445	457	533	445

**RTA 00**

1 per carton





YOHO



model MVL2789

STANDARD FEATURES




- Canadian made task chairs.
- Thick cushion compound-curved back offers great lumbar support.
- Standard with height adjustable T-arms with durable self-skinned urethane (SSU) armcaps (except armless models).
- Dual wheel carpet casters (C65) are standard.
- Height adjustable chairs are equipped with an adjustable Chrome footrest.
- Seating surfaces can be upholstered in Luxhide bonded leather (various colours) or in all Global grade 1 seating textiles (see page 134).
- Compliant with the emissions guidelines set by the GREENGUARD Environmental Institute.
- Limited Warranty (5-year exceptions apply - see page 138).
- Weight capacity for this series is 300 lbs.

CHAIR ADJUSTMENTS

- Seat depth adjustment.
- Pneumatic seat height adjustment.

OPTIONAL FEATURES

- For hard surface flooring casters, please specify (C65R). Add \$21/set.
- Bantam is a durable, bleach cleanable (9:1) vinyl, but due to the stiff nature of the textile, this vinyl is prone to bunching and will not upholster as smoothly as other coverings in this series.

DESCRIPTION	MODEL# / FEATURES																																			
 <p><b>Medium Back Task w/Arms</b> Unit weight: 32 LB   14.5 KG Carton weight: 38 LB   17.24 KG Carton volume: 5.5 FT<sup>3</sup>   0.15 MT<sup>3</sup></p>	<p><b>MVL2778</b> Luxhide bonded leather or fabric</p> <p>Ergonomic features: C, E, H, M, N</p>																																			
	<p>List price 606</p> <table border="1"> <thead> <tr> <th rowspan="2"></th> <th colspan="3">OVERALL DIMENSIONS</th> <th colspan="3">SEAT DIMENSIONS</th> <th colspan="2">BACK DIMENSIONS</th> </tr> <tr> <th>W</th> <th>D</th> <th>H</th> <th>W</th> <th>D</th> <th>H</th> <th>W</th> <th>H</th> </tr> </thead> <tbody> <tr> <td>IN</td> <td>24.5</td> <td>24.5</td> <td>38</td> <td>19</td> <td>16</td> <td>16.5-21.5</td> <td>18</td> <td>19</td> </tr> <tr> <td>MM</td> <td>622</td> <td>622</td> <td>965</td> <td>483</td> <td>406</td> <td>419-546</td> <td>457</td> <td>483</td> </tr> </tbody> </table> <p>RTA 2    courier    1 per carton    CANADA    GREENGUARD</p>		OVERALL DIMENSIONS			SEAT DIMENSIONS			BACK DIMENSIONS		W	D	H	W	D	H	W	H	IN	24.5	24.5	38	19	16	16.5-21.5	18	19	MM	622	622	965	483	406	419-546	457	483
			OVERALL DIMENSIONS			SEAT DIMENSIONS			BACK DIMENSIONS																											
W		D	H	W	D	H	W	H																												
IN	24.5	24.5	38	19	16	16.5-21.5	18	19																												
MM	622	622	965	483	406	419-546	457	483																												
<p><b>MVL2779</b> Luxhide bonded leather or fabric</p> <p>Ergonomic features: C, E, M, N</p>																																				
 <p><b>Low Back Armless Task</b> Unit weight: 23 LB   10.5 KG Carton weight: 28 LB   12.7 KG Carton volume: 4.7 FT<sup>3</sup>   0.13 MT<sup>3</sup></p>	<p><b>MVL2786</b> Luxhide bonded leather or fabric</p> <p>Ergonomic features: C, E, M, N</p>																																			
	<p>List price 388</p> <table border="1"> <thead> <tr> <th rowspan="2"></th> <th colspan="3">OVERALL DIMENSIONS</th> <th colspan="3">SEAT DIMENSIONS</th> <th colspan="2">BACK DIMENSIONS</th> </tr> <tr> <th>W</th> <th>D</th> <th>H</th> <th>W</th> <th>D</th> <th>H</th> <th>W</th> <th>H</th> </tr> </thead> <tbody> <tr> <td>IN</td> <td>19</td> <td>24</td> <td>34</td> <td>19</td> <td>16.5</td> <td>16-21</td> <td>17.5</td> <td>16</td> </tr> <tr> <td>MM</td> <td>483</td> <td>610</td> <td>864</td> <td>483</td> <td>419</td> <td>406-533</td> <td>445</td> <td>406</td> </tr> </tbody> </table> <p>RTA 2    courier    1 per carton    CANADA    GREENGUARD</p>		OVERALL DIMENSIONS			SEAT DIMENSIONS			BACK DIMENSIONS		W	D	H	W	D	H	W	H	IN	19	24	34	19	16.5	16-21	17.5	16	MM	483	610	864	483	419	406-533	445	406
			OVERALL DIMENSIONS			SEAT DIMENSIONS			BACK DIMENSIONS																											
W		D	H	W	D	H	W	H																												
IN	19	24	34	19	16.5	16-21	17.5	16																												
MM	483	610	864	483	419	406-533	445	406																												
<p><b>MVL2789</b> Luxhide bonded leather or fabric</p> <p>Ergonomic features: C, E, H, M, N</p>																																				
 <p><b>Low Back Task w/Arms</b> Unit weight: 29 LB   13.2 KG Carton weight: 34 LB   15.42 KG Carton volume: 4.7 FT<sup>3</sup>   0.13 MT<sup>3</sup></p>	<p><b>MVL2789</b> Luxhide bonded leather or fabric</p> <p>Ergonomic features: C, E, H, M, N</p>																																			
	<p>List price 510</p> <table border="1"> <thead> <tr> <th rowspan="2"></th> <th colspan="3">OVERALL DIMENSIONS</th> <th colspan="3">SEAT DIMENSIONS</th> <th colspan="2">BACK DIMENSIONS</th> </tr> <tr> <th>W</th> <th>D</th> <th>H</th> <th>W</th> <th>D</th> <th>H</th> <th>W</th> <th>H</th> </tr> </thead> <tbody> <tr> <td>IN</td> <td>24</td> <td>24</td> <td>34</td> <td>19</td> <td>16.5</td> <td>16-21</td> <td>17.5</td> <td>16</td> </tr> <tr> <td>MM</td> <td>610</td> <td>610</td> <td>864</td> <td>483</td> <td>419</td> <td>406-533</td> <td>445</td> <td>406</td> </tr> </tbody> </table> <p>RTA 2    courier    1 per carton    CANADA    GREENGUARD</p>		OVERALL DIMENSIONS			SEAT DIMENSIONS			BACK DIMENSIONS		W	D	H	W	D	H	W	H	IN	24	24	34	19	16.5	16-21	17.5	16	MM	610	610	864	483	419	406-533	445	406
			OVERALL DIMENSIONS			SEAT DIMENSIONS			BACK DIMENSIONS																											
W		D	H	W	D	H	W	H																												
IN	24	24	34	19	16.5	16-21	17.5	16																												
MM	610	610	864	483	419	406-533	445	406																												
<p><b>MVL2789</b> Luxhide bonded leather or fabric</p> <p>Ergonomic features: C, E, H, M, N</p>																																				

DESCRIPTION MODEL# / FEATURES



**Low Back Armless Height Adjustable Task Stool**

Unit weight: 40 LB | 18.2 KG  
 Carton weight: 45 LB | 20.41 KG  
 Carton volume: 7 FT³ | 0.19 MT³

List price  
**MVL2796** 602  
 Luxhide bonded leather or fabric

Ergonomic features:  
 C, E, M, N

OVERALL DIMENSIONS			SEAT DIMENSIONS			BACK DIMENSIONS	
W	D	H	W	D	H	W	H
IN 19	24	44	19	16.5	23.5-33.5	17.5	16
MM 483	610	1118	483	419	597-851	445	406

RTA 2 1 per carton



**Low Back Height Adjustable Task Stool w/Arms**

Unit weight: 46 LB | 20.9 KG  
 Carton weight: 50 LB | 22.68 KG  
 Carton volume: 7 FT³ | 0.19 MT³

List price  
**MVL2799** 723  
 Luxhide bonded leather or fabric

Ergonomic features:  
 C, E, H, M, N

OVERALL DIMENSIONS			SEAT DIMENSIONS			BACK DIMENSIONS	
W	D	H	W	D	H	W	H
IN 24	24	44	19	16.5	23.5-33.5	17.5	16
MM 610	610	1118	483	419	597-851	445	406

RTA 2 1 per carton



**Height Adjustable T-Arms - 1 pair**

Unit weight: 8 LB | 3.6 KG  
 Carton weight: 10 LB | 4.54 KG  
 Carton volume: 1.3 FT³ | 0.03 MT³

List price  
**MVL2784** 119

OVERALL DIMENSIONS			SEAT DIMENSIONS			BACK DIMENSIONS	
W	D	H	W	D	H	W	H
IN 3	10	12	-	-	-	-	-
MM 76	254	305	-	-	-	-	-

RTA 00 1 pair per carton (pricing is for the pair, specifications are for one arm)

ZIM



model OTG11351AB



model OTG11351AG shown with adjustable headrest

STANDARD FEATURES










- High back synchro-tilter chair with wraparound mesh design.
- Standard with height adjustable T arms with self-skinned urethane (SSU) armcaps.
- Available in Black polyester fabric seat with mesh back in Black (B) or Grey (G).
- Black base with dual wheel carpet casters (C1) is standard.
- Optional adjustable headrest OTG11352: tilts and moves up and down to fit comfortably into the curve of the neck. Coat hanger is included with the headrest. Two sets of screws are included to install the headrest with or without the coat hanger.
- Compliant with the emissions guidelines set by the GREENGUARD Environmental Institute.
- Limited Warranty (2-year exceptions apply - see page 138).
- Weight capacity for this series is 300 lbs.

CHAIR ADJUSTMENTS

- Synchro tilt with multi position tilt lock.
- Automatic tilt tension adjustment.
- Seat depth adjustment.
- Pneumatic seat height adjustment.

OPTIONAL FEATURES

- Hard surface flooring casters (C9R) can be purchased separately. Add \$96/set.

DESCRIPTION	MODEL# / FEATURES	List price																																
 <p><b>High Back Weight Sensing Synchro-Tilter</b> Unit weight: 37.5 LB   17 KG Carton weight: 44 LB   19.96 KG Carton volume: 5.75 FT<sup>3</sup>   0.16 MT<sup>3</sup></p>	<p><b>OTG11351AB</b> Black mesh back</p> <p>Ergonomic features: B, C, E, H, L, M, N</p>	<p>540</p> <table border="1"> <thead> <tr> <th colspan="3">OVERALL DIMENSIONS</th> <th colspan="3">SEAT DIMENSIONS</th> <th colspan="2">BACK DIMENSIONS</th> </tr> <tr> <th>W</th> <th>D</th> <th>H</th> <th>W</th> <th>D</th> <th>H</th> <th>W</th> <th>H</th> </tr> </thead> <tbody> <tr> <td>IN 26</td> <td>24.5</td> <td>43</td> <td>19.5</td> <td>18</td> <td>18.5-22.5</td> <td>18</td> <td>22.5</td> </tr> <tr> <td>MM 660</td> <td>622</td> <td>1092</td> <td>495</td> <td>457</td> <td>470-572</td> <td>457</td> <td>572</td> </tr> </tbody> </table> <p>RTA 8  1 per carton </p>	OVERALL DIMENSIONS			SEAT DIMENSIONS			BACK DIMENSIONS		W	D	H	W	D	H	W	H	IN 26	24.5	43	19.5	18	18.5-22.5	18	22.5	MM 660	622	1092	495	457	470-572	457	572
	OVERALL DIMENSIONS			SEAT DIMENSIONS			BACK DIMENSIONS																											
W	D	H	W	D	H	W	H																											
IN 26	24.5	43	19.5	18	18.5-22.5	18	22.5																											
MM 660	622	1092	495	457	470-572	457	572																											
 <p><b>High Back Weight Sensing Synchro-Tilter</b> Unit weight: 37.5 LB   17 KG Carton weight: 44 LB   19.96 KG Carton volume: 5.75 FT<sup>3</sup>   0.16 MT<sup>3</sup></p>	<p><b>OTG11351AG</b> Grey mesh back</p> <p>Ergonomic features: B, C, E, H, L, M, N</p>	<p>540</p> <table border="1"> <thead> <tr> <th colspan="3">OVERALL DIMENSIONS</th> <th colspan="3">SEAT DIMENSIONS</th> <th colspan="2">BACK DIMENSIONS</th> </tr> <tr> <th>W</th> <th>D</th> <th>H</th> <th>W</th> <th>D</th> <th>H</th> <th>W</th> <th>H</th> </tr> </thead> <tbody> <tr> <td>IN 26</td> <td>24.5</td> <td>43</td> <td>19.5</td> <td>18</td> <td>18.5-22.5</td> <td>18</td> <td>22.5</td> </tr> <tr> <td>MM 660</td> <td>622</td> <td>1092</td> <td>495</td> <td>457</td> <td>470-572</td> <td>457</td> <td>572</td> </tr> </tbody> </table> <p>RTA 8  1 per carton </p>	OVERALL DIMENSIONS			SEAT DIMENSIONS			BACK DIMENSIONS		W	D	H	W	D	H	W	H	IN 26	24.5	43	19.5	18	18.5-22.5	18	22.5	MM 660	622	1092	495	457	470-572	457	572
	OVERALL DIMENSIONS			SEAT DIMENSIONS			BACK DIMENSIONS																											
W	D	H	W	D	H	W	H																											
IN 26	24.5	43	19.5	18	18.5-22.5	18	22.5																											
MM 660	622	1092	495	457	470-572	457	572																											
 <p><b>Adjustable Headrest w/Coat Hanger</b> Unit weight: 2.2 LB   1 KG Carton weight: 3.7 LB   1.68 KG Carton volume: 0.7 FT<sup>3</sup>   0.01 MT<sup>3</sup></p>	<p><b>OTG11352</b></p> <p>Easily attaches to chairs OTG11351AB or OTG11351AG.</p> <p>Black polyester fabric only</p>	<p>83</p> <table border="1"> <thead> <tr> <th colspan="3">OVERALL DIMENSIONS</th> <th colspan="3">SEAT DIMENSIONS</th> <th colspan="2">BACK DIMENSIONS</th> </tr> <tr> <th>W</th> <th>D</th> <th>H</th> <th>W</th> <th>D</th> <th>H</th> <th>W</th> <th>H</th> </tr> </thead> <tbody> <tr> <td>IN 16.5</td> <td>7.5</td> <td>9.25</td> <td>-</td> <td>-</td> <td>-</td> <td>-</td> <td>-</td> </tr> <tr> <td>MM 419</td> <td>191</td> <td>235</td> <td>-</td> <td>-</td> <td>-</td> <td>-</td> <td>-</td> </tr> </tbody> </table> <p>RTA 8  1 per carton </p>	OVERALL DIMENSIONS			SEAT DIMENSIONS			BACK DIMENSIONS		W	D	H	W	D	H	W	H	IN 16.5	7.5	9.25	-	-	-	-	-	MM 419	191	235	-	-	-	-	-
OVERALL DIMENSIONS			SEAT DIMENSIONS			BACK DIMENSIONS																												
W	D	H	W	D	H	W	H																											
IN 16.5	7.5	9.25	-	-	-	-	-																											
MM 419	191	235	-	-	-	-	-																											