

# Seating

Actin.....	10	Kaysee.....	49
Altona.....	10	Kazan.....	49
Amira.....	11	Kylie.....	50
Annapolis.....	12	Lite-Lift.....	51
Archer II.....	13	Lumi.....	52
Ashmont.....	14	M-Task.....	53
Ashton.....	15	Minto.....	54
Avro.....	16	MVL File Buddy.....	55
Beta.....	21	Overtime.....	56
Bolt.....	22	Overtime 350.....	56
Brighton.....	22	Overtime 350M.....	57
Caman.....	23	Overtime 350S.....	58
Carleton.....	24	Pacer.....	59
Centro.....	25	Pacific.....	59
Cobalt.....	26	Part-Time.....	60
Craft.....	27	Petra.....	61
Craft tables.....	29	Plan.....	62
Danio.....	31	Safari.....	63
Dash.....	32	Six 13.....	63
Dori 2.....	32	Six 31.....	64
Eor.....	33	Soda.....	65
Finch.....	34	Soda tables.....	65
Format.....	35	Sparrow.....	66
Full-Time.....	36	Stradic.....	67
Gennex.....	37	Suburb.....	68
Geo.....	38	Tami.....	69
Hardy.....	39	Toma.....	70
Ibex.....	40	Ultra.....	71
Ionic benches.....	47	Yoho.....	73
Java.....	48	Zim.....	75

# ERGONOMIC FEATURES & BENEFITS

EACH GLOBAL CHAIR IS BUILT WITH FEATURES THAT ARE ERGONOMICALLY DESIGNED TO PROMOTE GOOD POSTURE AND PROVIDE MAXIMUM COMFORT. WHILE FULLY SUPPORTING YOUR BODY, THESE FEATURES SHOULD ALSO ALLOW YOU TO ADJUST YOUR CHAIR TO FIT YOU.



## A TENSION ADJUSTMENT

Increase or decrease to match body weight. Allows you to rock comfortably, without heavy pushing, reducing muscle fatigue.



## B CHAIR TILT LOCK

Lock the tilt movement in position(s) to accommodate your working posture. Allows you to lock your chair in a comfortable and supportive position. (Can be either single position, multiple position or infinite position.)



## C SEAT HEIGHT

Raise or lower to allow your feet to rest flat on the floor. Avoids pressure under your thighs, easing blood flow.



## D BACK/LUMBAR HEIGHT ADJUSTMENT

Raise or lower to position lumbar support in your lumbar area. Reduces likelihood of back pain.



## E SEAT DEPTH

Change the depth of the seat to accommodate the length of your thighs. Keeps your back in contact with the backrest while avoiding pressure behind your knees. Can be sliding (MD) or manual.



## F SEAT ANGLE ADJUSTMENT

Allows chair to tilt forward changing the angle of your thighs in relation to the floor. Helps reduce disc pressure during forward leaning tasks.



## G BACK ANGLE ADJUSTMENT

Adjust to change the angle of your torso in relation to your thighs. Helps reduce disc pressure and relaxes your back muscles.



## H ARM HEIGHT

Raise or lower to support your forearms. Reduces muscular effort in neck and shoulders, minimizing risk of pain.



## J KNEE-TILT MOVEMENT

Chair tilts from a pivot point at the front of the seat, keeping your feet on the floor as you rock. Maintains stability.



## L SYNCHRO-TILT MOVEMENT

Backrest reclines at a faster rate than the seat, increasing the angle between your torso and thighs. Enhances comfort and encourages dynamic body movement.



## M WATERFALL SEAT EDGE

Reduces pressure at the back of your knees, contributing to good blood flow.



## N CONTOURED CUSHION

Supports the body effectively, allowing you to sit longer without discomfort.



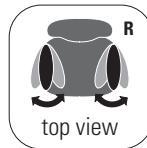
## P VIBRATING SEAT & BACK

Soothing effect contributes to your relaxation during work breaks.



## Q WIDTH ADJUSTABLE ARMS

Allows outward movement of armrests to match shoulder breadth. Ensures armrests properly support forearms, reducing muscular efforts in neck and shoulders.



## R ARM ROTATION

Rotate armcaps to support your forearms in various positions. Reduces muscular effort in neck and shoulders minimizing risk of pain.



## S CENTER TILT

Chair tilts from a pivot point under the center of the seat allowing you to rock. When your feet are well supported, blood flow is enhanced.



## U SOFT DESCENT PNEUMATIC LIFT

Gently and gradually lowering the seat helps you easily select proper seat height without causing a jerking motion.



## V LUMBAR DEPTH ADJUSTMENT

Increase or decrease curvature of the back to match the profile of your lower back. Enhances comfort and support in the lower lumbar area.

## MAXIMIZING YOUR ERGONOMIC SEATING

- Always select a chair that is designed for the type of work you perform and make certain the chair is comfortable for the length of time spent using it.
- Ensure that the seat and back cushions are contoured to fit your body, which will help eliminate pressure points.
- An ergonomically designed chair should allow changing positions easily.
- As you work, reposition yourself throughout the day to reduce strain and stress on specific muscle groups. If you change job functions, adjust your chair to fit the new task.
- Proper ergonomic seating should help eliminate many of the work related injuries that result from poor posture and poorly designed chairs.

## TASK



### ADJUSTMENTS

- (2) Pneumatic seat height
- (8) Manual seat depth
- Back/lumbar height \*\*
- Swivel

## POSTURE TASK



### ADJUSTMENTS

- (2) Pneumatic seat height
- (3) Back angle
- (6) Back/lumbar height \*\*
- Seat depth \*
- Swivel

### NOTES

- \* Select models only.
- \*\* Ratchet back height adjustment on select models.
- Mechanisms shown are generic depictions and may differ from one chair to another.

## TILTER



### ADJUSTMENTS

- (1) Tilt tension
- (2) Pneumatic seat height
- (9) Multiple position tilt lock \*
- Center tilt action
- Swivel

## MULTI-TILTER



### ADJUSTMENTS

- (1) Tilt tension
- (2) Pneumatic seat height
- (3) Back angle adjustment
- (4) Seat angle
- (8) Sliding seat depth adjustment (MD)
- (9) Infinite position tilt lock
- Back/lumbar height \*\*
- Center tilt action
- Swivel

## SYNCHRO-TILTER



### ADJUSTMENTS

- (1) Tilt tension
- (2) Pneumatic seat height
- (9) Multiple position tilt lock/ synchro tilt action
- Anti kick back
- Back/lumbar height \*\*
- Swivel

## OPERATOR



### ADJUSTMENTS

- (2) Pneumatic seat height
- (3) Back angle \*(free float/lock)
- (4) Seat angle \*(free float/lock)
- Back/lumbar height \*\*
- With single lever operator mechanism, seat and back angle are controlled using lever 4 \*
- Swivel

ACTIN



model OTG11950B

STANDARD FEATURES





- Value priced multi-tilter.
- Fully upholstered seat and back.
- Standard with height adjustable arms.
- Dual wheel carpet casters (C65) are standard.
- Upholstered in Black, Quilt (QL10) only.
- Compliant with the emissions guidelines set by the GREENGUARD Environmental Institute.
- Limited Lifetime Warranty (2-year exceptions apply - see page 146).
- Weight capacity for this series is 300 lbs.

CHAIR ADJUSTMENTS

- Multi-tilter mechanism with infinite position tilt lock.
- Tilt tension adjustment.
- Independent back and seat angle adjustment.
- Seat depth adjustment.
- Ratchet back height adjustment.
- Pneumatic seat height adjustment.

OPTIONAL FEATURES

- Hard surface flooring casters (**C65R**) can be purchased separately. Add \$96/set.

DESCRIPTION	MODEL# / FEATURES	List price									
 <p><b>Medium Back Multi-Tilter</b> Unit weight: 47 LB   21.4 KG Carton weight: 53 LB   24.04 KG Carton volume: 7.5 FT<sup>3</sup>   0.21 MT<sup>3</sup></p>	<p><b>OTG11950B</b> Black Quilt fabric</p> <p>Ergonomic features: A, B, C, D, E, G, H, M, N, S</p>	603									
		OVERALL DIMENSIONS			SEAT DIMENSIONS			BACK DIMENSIONS			
		W	D	H	W	D	H	W	H		
IN	26.5	23.5	39	20.5	17	17.5-21.5	19	19.5			
MM	673	597	991	521	432	445-546	483	495			
						1 per carton					

ALTONA



model OTG11616B

STANDARD FEATURES





- Altona offers comfort and generous proportions at an affordable price.
- Durable nylon arms are standard.
- Dual wheel carpet casters (C65) are standard.
- OTG11616B seating surfaces are upholstered in Black Luxhide bonded leather (PU30/BL20).
- Compliant with the emissions guidelines set by the GREENGUARD Environmental Institute.
- Limited Lifetime Warranty (2-year exceptions apply - see page 146).
- Weight capacity for this series is 300 lbs.

CHAIR ADJUSTMENTS

- Tilter mechanism with upright tilt lock.
- Tilt tension adjustment.
- Pneumatic seat height adjustment.

OPTIONAL FEATURES

- Hard surface flooring casters (**C65R**) can be purchased separately. Add \$96/set.

DESCRIPTION	MODEL# / FEATURES	List price									
 <p><b>High Back Tilter</b> Unit weight: 33 LB   15 KG Carton weight: 38 LB   17.24 KG Carton volume: 4.56 FT<sup>3</sup>   0.12 MT<sup>3</sup></p>	<p><b>OTG11616B</b> Black Luxhide leather</p> <p>Ergonomic features: A, B, C, M, N, S</p>	405									
		OVERALL DIMENSIONS			SEAT DIMENSIONS			BACK DIMENSIONS			
		W	D	H	W	D	H	W	H		
IN	24	26.5	41	20	19	16.5-20.5	20.5	23			
MM	610	673	1041	508	483	419-521	521	584			
						1 per carton					



AMIRA



model OTG13020

STANDARD FEATURES



- Mesh back and upholstered seat tilter chair.
- Soft sculpted frame design.
- Fixed loop arms.
- Black base with dual wheel carpet casters (C65) is standard.
- Seat can be upholstered in Black polyester with Black mesh back (**BLK**) or in Blue polyester with Blue/Grey mesh back (**BLU**).
- Compliant with the emissions guidelines set by the GREENGUARD Environmental Institute.
- Limited Lifetime Warranty (2-year exceptions apply - see page 146).
- Weight capacity for this series is 300 lbs.

CHAIR ADJUSTMENTS

- Center tilt with upright position tilt lock.
- Tilt tension adjustment.
- Pneumatic seat height adjustment.

OPTIONAL FEATURES

- Hard surface flooring casters (**C65R**) can be purchased separately. Add \$96/set.

DESCRIPTION	MODEL# / FEATURES	List price								
 <p><b>Medium Mesh Back Tilter</b>                      Unit weight: 26 LB   11.8 KG                      Carton weight: 31 LB   14.06 KG                      Carton volume: 4.6 FT<sup>3</sup>   0.13 MT<sup>3</sup></p>	<p><b>OTG13020</b></p> <p>Ergonomic features: A, B, C, M, N, S</p>									
		425								
		OVERALL DIMENSIONS			SEAT DIMENSIONS			BACK DIMENSIONS		
		W	D	H	W	D	H	W	H	
		IN 23.5	25	40.5	20.5	18	17-21	18.5	21	
		MM 597	635	1029	521	457	432-533	470	533	
		RTA 8		courier		1 per carton				

**ANNAPOLIS**



model MVL2732

**STANDARD FEATURES**





- Simple function, great price.
- Canadian made.
- Durable nylon arms are standard.
- Dual wheel carpet casters (C65) are standard.
- MVL2732 and MVL2732-9 seating surfaces can be upholstered in Luxhide bonded leather, in various colors (see page 142).
- MVL2733 and MVL2733-9 can be upholstered in all Global grade 1 seating textiles (see page 142).
- Compliant with the emissions guidelines set by the GREENGUARD Environmental Institute.
- Limited Lifetime Warranty (5-year exceptions apply - see page 146).
- Weight capacity for this series is 300 lbs.

**CHAIR ADJUSTMENTS**

- Tilter mechanism with upright tilt lock.
- Tilt tension adjustment.
- Pneumatic seat height adjustment.

**OPTIONAL FEATURES**

- For hard surface flooring casters, please specify (C65R). Add \$21/set.

DESCRIPTION	MODEL# / FEATURES																																			
 <p><b>High Back Tilter - Assembled</b> Unit weight: 36 LB   16.4 KG Carton weight: 40 LB   18.14 KG Carton volume: 11.75 FT<sup>3</sup>   0.33 MT<sup>3</sup></p>	<p>List price</p> <p><b>MVL2732</b> 372 Luxhide bonded leather</p>																																			
	<table border="1"> <thead> <tr> <th rowspan="2"></th> <th colspan="3">OVERALL DIMENSIONS</th> <th colspan="3">SEAT DIMENSIONS</th> <th colspan="2">BACK DIMENSIONS</th> </tr> <tr> <th>W</th> <th>D</th> <th>H</th> <th>W</th> <th>D</th> <th>H</th> <th>W</th> <th>H</th> </tr> </thead> <tbody> <tr> <td>IN</td> <td>25.5</td> <td>28</td> <td>43</td> <td>20.5</td> <td>19.5</td> <td>16-20</td> <td>20.5</td> <td>24</td> </tr> <tr> <td>MM</td> <td>648</td> <td>711</td> <td>1092</td> <td>521</td> <td>495</td> <td>406-508</td> <td>521</td> <td>610</td> </tr> </tbody> </table>		OVERALL DIMENSIONS			SEAT DIMENSIONS			BACK DIMENSIONS		W	D	H	W	D	H	W	H	IN	25.5	28	43	20.5	19.5	16-20	20.5	24	MM	648	711	1092	521	495	406-508	521	610
			OVERALL DIMENSIONS			SEAT DIMENSIONS			BACK DIMENSIONS																											
		W	D	H	W	D	H	W	H																											
IN	25.5	28	43	20.5	19.5	16-20	20.5	24																												
MM	648	711	1092	521	495	406-508	521	610																												
<p>Ergonomic features: A, B, C, M, N, S</p> <p>RTA 1 1 per carton</p> <p>CANADA GREENGUARD</p>																																				
 <p><b>High Back Tilter - Condensed Packaging</b> Unit weight: 36 LB   16.4 KG Carton weight: 40 LB   18.14 KG Carton volume: 6 FT<sup>3</sup>   0.16 MT<sup>3</sup></p>	<p>List price</p> <p><b>MVL2732-9</b> 372 Luxhide bonded leather</p>																																			
	<table border="1"> <thead> <tr> <th rowspan="2"></th> <th colspan="3">OVERALL DIMENSIONS</th> <th colspan="3">SEAT DIMENSIONS</th> <th colspan="2">BACK DIMENSIONS</th> </tr> <tr> <th>W</th> <th>D</th> <th>H</th> <th>W</th> <th>D</th> <th>H</th> <th>W</th> <th>H</th> </tr> </thead> <tbody> <tr> <td>IN</td> <td>25.5</td> <td>28</td> <td>43</td> <td>20.5</td> <td>19.5</td> <td>16-20</td> <td>20.5</td> <td>24</td> </tr> <tr> <td>MM</td> <td>648</td> <td>711</td> <td>1092</td> <td>521</td> <td>495</td> <td>406-508</td> <td>521</td> <td>610</td> </tr> </tbody> </table>		OVERALL DIMENSIONS			SEAT DIMENSIONS			BACK DIMENSIONS		W	D	H	W	D	H	W	H	IN	25.5	28	43	20.5	19.5	16-20	20.5	24	MM	648	711	1092	521	495	406-508	521	610
			OVERALL DIMENSIONS			SEAT DIMENSIONS			BACK DIMENSIONS																											
		W	D	H	W	D	H	W	H																											
IN	25.5	28	43	20.5	19.5	16-20	20.5	24																												
MM	648	711	1092	521	495	406-508	521	610																												
<p>Ergonomic features: A, B, C, M, N, S</p> <p>RTA 8 courier 1 per carton</p> <p>CANADA GREENGUARD</p>																																				
 <p><b>High Back Tilter - Assembled</b> Unit weight: 36 LB   16.4 KG Carton weight: 40 LB   18.14 KG Carton volume: 11.75 FT<sup>3</sup>   0.33 MT<sup>3</sup></p>	<p>List price</p> <p><b>MVL2733</b> 372 Fabric</p>																																			
	<table border="1"> <thead> <tr> <th rowspan="2"></th> <th colspan="3">OVERALL DIMENSIONS</th> <th colspan="3">SEAT DIMENSIONS</th> <th colspan="2">BACK DIMENSIONS</th> </tr> <tr> <th>W</th> <th>D</th> <th>H</th> <th>W</th> <th>D</th> <th>H</th> <th>W</th> <th>H</th> </tr> </thead> <tbody> <tr> <td>IN</td> <td>25.5</td> <td>28</td> <td>43</td> <td>20.5</td> <td>19.5</td> <td>16-20</td> <td>20.5</td> <td>24</td> </tr> <tr> <td>MM</td> <td>648</td> <td>711</td> <td>1092</td> <td>521</td> <td>495</td> <td>406-508</td> <td>521</td> <td>610</td> </tr> </tbody> </table>		OVERALL DIMENSIONS			SEAT DIMENSIONS			BACK DIMENSIONS		W	D	H	W	D	H	W	H	IN	25.5	28	43	20.5	19.5	16-20	20.5	24	MM	648	711	1092	521	495	406-508	521	610
			OVERALL DIMENSIONS			SEAT DIMENSIONS			BACK DIMENSIONS																											
		W	D	H	W	D	H	W	H																											
IN	25.5	28	43	20.5	19.5	16-20	20.5	24																												
MM	648	711	1092	521	495	406-508	521	610																												
<p>Ergonomic features: A, B, C, M, N, S</p> <p>RTA 1 1 per carton</p> <p>CANADA GREENGUARD</p>																																				
 <p><b>High Back Tilter - Condensed Packaging</b> Unit weight: 36 LB   16.4 KG Carton weight: 40 LB   18.14 KG Carton volume: 6 FT<sup>3</sup>   0.16 MT<sup>3</sup></p>	<p>List price</p> <p><b>MVL2733-9</b> 372 Fabric</p>																																			
	<table border="1"> <thead> <tr> <th rowspan="2"></th> <th colspan="3">OVERALL DIMENSIONS</th> <th colspan="3">SEAT DIMENSIONS</th> <th colspan="2">BACK DIMENSIONS</th> </tr> <tr> <th>W</th> <th>D</th> <th>H</th> <th>W</th> <th>D</th> <th>H</th> <th>W</th> <th>H</th> </tr> </thead> <tbody> <tr> <td>IN</td> <td>25.5</td> <td>28</td> <td>43</td> <td>20.5</td> <td>19.5</td> <td>16-20</td> <td>20.5</td> <td>24</td> </tr> <tr> <td>MM</td> <td>648</td> <td>711</td> <td>1092</td> <td>521</td> <td>495</td> <td>406-508</td> <td>521</td> <td>610</td> </tr> </tbody> </table>		OVERALL DIMENSIONS			SEAT DIMENSIONS			BACK DIMENSIONS		W	D	H	W	D	H	W	H	IN	25.5	28	43	20.5	19.5	16-20	20.5	24	MM	648	711	1092	521	495	406-508	521	610
			OVERALL DIMENSIONS			SEAT DIMENSIONS			BACK DIMENSIONS																											
		W	D	H	W	D	H	W	H																											
IN	25.5	28	43	20.5	19.5	16-20	20.5	24																												
MM	648	711	1092	521	495	406-508	521	610																												
<p>Ergonomic features: A, B, C, M, N, S</p> <p>RTA 8 courier 1 per carton</p> <p>CANADA GREENGUARD</p>																																				

## ARCHER II



model MVL1896

### STANDARD FEATURES

- Canadian made high back chairs.
- Upholstered seat and knit mesh back with a pinstripe design.
- Standard with height and width adjustable T-arms with sliding, rotating and lockable armcaps.
- Mesh back can be upholstered in Coal Black (VU19), Quarry Grey (VU15), Red Mittens (VU70) and Tidal Wave (VU16).
- Seating surface can be upholstered in Luxhide bonded leather, in various colors or in all Global grade 1 seating textiles (see page 142).
- Dual wheel carpet casters (C1) are standard.
- Compliant with the emissions guidelines set by the GREENGUARD Environmental Institute.
- Limited Lifetime Warranty (5-year exceptions apply - see page 146).
- Weight capacity for this series is 300 lbs.

### CHAIR ADJUSTMENTS









- **Multi-tilter chair - MVL1895**
  - Infinite position tilt lock.
  - Tilt tension adjustment.
  - Infinite position back and seat angle adjustments, including forward tilt.
  - Ratchet back height adjustment.
  - Seat depth adjustment.
  - Pneumatic seat height adjustment.
- **Synchro-tilter chair - MVL1896**
  - Synchro tilt with upright position tilt lock.
  - Tilt tension adjustment.
  - Pneumatic seat height adjustment.

### OPTIONAL FEATURES

- For hard surface flooring casters, please specify (C9R). Add \$21/set.

### ALTERNATE TEXTILE OPTIONS

- Graded-in textiles are available (seat only). No minimum quantities. Contact Customer Service for pricing.

DESCRIPTION	MODEL# / FEATURES																																
 <p><b>Multi-Tilter, Mesh High Back and Uph Seat</b> Unit weight: 56 LB   25.5 KG Carton weight: 68 LB   30.84 KG Carton volume: 10.5 FT<sup>3</sup>   0.29 MT<sup>3</sup></p>	<p>List price</p> <p><b>MVL1895</b> 844 Luxhide bonded leather or fabric</p> <table border="1"> <thead> <tr> <th colspan="3">OVERALL DIMENSIONS</th> <th colspan="3">SEAT DIMENSIONS</th> <th colspan="2">BACK DIMENSIONS</th> </tr> <tr> <th>W</th> <th>D</th> <th>H</th> <th>W</th> <th>D</th> <th>H</th> <th>W</th> <th>H</th> </tr> </thead> <tbody> <tr> <td>IN 27</td> <td>22.5</td> <td>42</td> <td>20.5</td> <td>18.5-21</td> <td>18-22</td> <td>19.5</td> <td>21-23.5</td> </tr> <tr> <td>MM 686</td> <td>572</td> <td>1067</td> <td>521</td> <td>470-533</td> <td>457-559</td> <td>495</td> <td>533-597</td> </tr> </tbody> </table> <p>Ergonomic features: A, B, C, D, E, F, G, H, M, N, Q, R, S</p> <p>RTA 2  1 per carton  </p>	OVERALL DIMENSIONS			SEAT DIMENSIONS			BACK DIMENSIONS		W	D	H	W	D	H	W	H	IN 27	22.5	42	20.5	18.5-21	18-22	19.5	21-23.5	MM 686	572	1067	521	470-533	457-559	495	533-597
	OVERALL DIMENSIONS			SEAT DIMENSIONS			BACK DIMENSIONS																										
W	D	H	W	D	H	W	H																										
IN 27	22.5	42	20.5	18.5-21	18-22	19.5	21-23.5																										
MM 686	572	1067	521	470-533	457-559	495	533-597																										
 <p><b>Synchro-Tilter, Mesh High Back and Uph Seat</b> Unit weight: 40 LB   18.2 KG Carton weight: 52 LB   23.59 KG Carton volume: 10.5 FT<sup>3</sup>   0.29 MT<sup>3</sup></p>	<p>List price</p> <p><b>MVL1896</b> 739 Luxhide bonded leather or fabric</p> <table border="1"> <thead> <tr> <th colspan="3">OVERALL DIMENSIONS</th> <th colspan="3">SEAT DIMENSIONS</th> <th colspan="2">BACK DIMENSIONS</th> </tr> <tr> <th>W</th> <th>D</th> <th>H</th> <th>W</th> <th>D</th> <th>H</th> <th>W</th> <th>H</th> </tr> </thead> <tbody> <tr> <td>IN 27</td> <td>22.5</td> <td>41.5</td> <td>20.5</td> <td>17</td> <td>17-21</td> <td>19.5</td> <td>22-23.5</td> </tr> <tr> <td>MM 686</td> <td>572</td> <td>1054</td> <td>521</td> <td>432</td> <td>432-533</td> <td>495</td> <td>559-597</td> </tr> </tbody> </table> <p>Ergonomic features: A, B, C, H, L, M, N, Q, R</p> <p>RTA 2  1 per carton  </p>	OVERALL DIMENSIONS			SEAT DIMENSIONS			BACK DIMENSIONS		W	D	H	W	D	H	W	H	IN 27	22.5	41.5	20.5	17	17-21	19.5	22-23.5	MM 686	572	1054	521	432	432-533	495	559-597
	OVERALL DIMENSIONS			SEAT DIMENSIONS			BACK DIMENSIONS																										
W	D	H	W	D	H	W	H																										
IN 27	22.5	41.5	20.5	17	17-21	19.5	22-23.5																										
MM 686	572	1054	521	432	432-533	495	559-597																										

**ASHMONT**



model MVL2780



model MVL2782

**STANDARD FEATURES**

- Canadian made.
- Soft deep cushions on seat and back offer plush comfort.
- Management chairs: Height adjustable T-arms with durable self-skinned urethane (SSU) armcaps.
- Guest chairs: Upholstered armcaps, oval steel tube frame and sled base.
- Dual wheel carpet casters (C65) are standard (except guest chairs).
- Seating surfaces can be upholstered in Luxhide bonded leather, in various colors or in all Global grade 1 seating textiles (see page 142).
- Compliant with the emissions guidelines set by the GREENGUARD Environmental Institute.
- Limited Lifetime Warranty (5-year exceptions apply - see page 146).
- Weight capacity for this series is 300 lbs.

**MANAGEMENT CHAIR ADJUSTMENTS**

- Center tilt with upright position tilt lock.
- Tilt tension adjustment.
- Pneumatic seat height adjustment.

**OPTIONAL FEATURES**

- For hard surface flooring casters, please specify (C65R). Add \$21/set.

**DESCRIPTION MODEL# / FEATURES**



**HB Management Tilter w/Height Adjustable Arms**

Unit weight: 50 LB | 22.7 KG  
 Carton weight: 55 LB | 24.95 KG  
 Carton volume: 10.5 FT³ | 0.29 MT³

List price									
<b>MVL2780</b>	761								
Luxhide bonded leather or fabric (previously MVL2780F)									
OVERALL DIMENSIONS			SEAT DIMENSIONS			BACK DIMENSIONS			
W	D	H	W	D	H	W	H		
IN 27	28	42	21	18	16-21	21	25		
MM 686	711	1067	533	457	406-533	533	635		
Ergonomic features:		RTA 8		courier		1 per carton		CANADA GREENGUARD	



**MB Management Tilter w/Height Adjustable Arms**

Unit weight: 47 LB | 21.4 KG  
 Carton weight: 52 LB | 23.59 KG  
 Carton volume: 10.5 FT³ | 0.29 MT³

List price									
<b>MVL2781</b>	721								
Luxhide bonded leather or fabric (previously MVL2781F)									
OVERALL DIMENSIONS			SEAT DIMENSIONS			BACK DIMENSIONS			
W	D	H	W	D	H	W	H		
IN 27	28	39	21	18	16-21	21	22		
MM 686	711	991	533	457	406-533	533	559		
Ergonomic features:		RTA 8		courier		1 per carton		CANADA GREENGUARD	



**MB Guest Chair - Sled Base**

Unit weight: 33 LB | 15 KG  
 Carton weight: 38 LB | 17.24 KG  
 Carton volume: 8.5 FT³ | 0.24 MT³

List price									
<b>MVL2782</b>	542								
Luxhide bonded leather or fabric (previously MVL2782F)									
OVERALL DIMENSIONS			SEAT DIMENSIONS			BACK DIMENSIONS			
W	D	H	W	D	H	W	H		
IN 24.5	25.5	36.5	21	18	17	21	18		
MM 622	648	927	533	457	432	533	457		
Ergonomic features:		RTA 8		courier		1 per carton		CANADA GREENGUARD	

ASHTON



model OTG11858B

STANDARD FEATURES





- Management and boardroom chair available in medium back or high back.
- Unique seat suspension and segmented cushions offer a very plush feel.
- Chrome arms with upholstered armrests.
- Chrome base.
- Dual wheel carpet casters (C65) are standard.
- Seating surfaces are upholstered in Black Luxhide bonded leather.
- Compliant with the emissions guidelines set by the GREENGUARD Environmental Institute.
- Limited Lifetime Warranty (2-year exceptions apply - see page 146).
- Weight capacity for this series is 300 lbs.

CHAIR ADJUSTMENTS

- Center tilt with upright position tilt lock.
- Tilt tension adjustment.
- Pneumatic seat height adjustment.

OPTIONAL FEATURES

- Hard surface flooring casters (**C65R**) can be purchased separately. Add \$96/set.

DESCRIPTION	MODEL# / FEATURES																																			
	 <p><b>High Back Tilter</b>                      Unit weight: 39 LB   17.7 KG                      Carton weight: 44.83 LB   20.33 KG                      Carton volume: 5.76 FT³   0.16 MT³</p>	OTG11858B	List price 671																																	
<table border="1"> <thead> <tr> <th rowspan="2"></th> <th colspan="3">OVERALL DIMENSIONS</th> <th colspan="3">SEAT DIMENSIONS</th> <th colspan="2">BACK DIMENSIONS</th> </tr> <tr> <th>W</th> <th>D</th> <th>H</th> <th>W</th> <th>D</th> <th>H</th> <th>W</th> <th>H</th> </tr> </thead> <tbody> <tr> <td>IN</td> <td>26</td> <td>25.5</td> <td>44.5</td> <td>21</td> <td>18</td> <td>18.5-22</td> <td>19.5</td> <td>24</td> </tr> <tr> <td>MM</td> <td>660</td> <td>648</td> <td>1130</td> <td>533</td> <td>457</td> <td>470-559</td> <td>495</td> <td>610</td> </tr> </tbody> </table>			OVERALL DIMENSIONS			SEAT DIMENSIONS			BACK DIMENSIONS		W	D	H	W	D	H	W	H	IN	26	25.5	44.5	21	18	18.5-22	19.5	24	MM	660	648	1130	533	457	470-559	495	610
	OVERALL DIMENSIONS			SEAT DIMENSIONS			BACK DIMENSIONS																													
	W	D	H	W	D	H	W	H																												
IN	26	25.5	44.5	21	18	18.5-22	19.5	24																												
MM	660	648	1130	533	457	470-559	495	610																												
	Ergonomic features: A, B, C, M, N, S	  1 per carton 																																		

AVRO



model MVL3101



model MVL3123



model MVL3114



model MVL3107

STANDARD FEATURES

- Avro features improved ergonomics, custom support and a streamlined profile – the perfect balance between functionality and style.
- Ergonomic seating, Canadian made.
- Available with five different mechanism options: synchro-tilter, multi-tilter, tilter, task and weight sensing synchro-tilter. Height adjustable chairs available with task mechanism only.
- Standard with height adjustable arms with durable self-skinned urethane (SSU) armcaps (except armless models).
- Dual wheel carpet casters (C1) are standard on all models.
- Mesh back and mesh seat models can only be upholstered in Black mesh (MS69).
- Mesh back and upholstered seat models: Mesh back is available in Black (MS69), Natural (MS74) and Stone (MS71).
- Seats can be upholstered in Luxhide bonded leather (various colors) or in all Global grade 1 seating textiles (see page 142).
- Compliant with the emissions guidelines set by the GREENGUARD Environmental Institute.
- Limited Lifetime Warranty (5-year exceptions apply - see page 146).
- Weight capacity for this series is 300 lbs.

OPTIONAL FEATURES

- For hard surface flooring casters, please specify (C9R). Add \$21/set.
- For optional Polished Aluminum base, please specify (ALU). Add \$131.
- For optional height and width adjustable T-arms with sliding, articulating armcaps, please specify (G1). Add \$72.

ALTERNATE TEXTILE OPTIONS

- Graded-in textiles are available. No minimum quantities. Contact Customer Service for pricing.

CHAIR ADJUSTMENTS

- **Synchro-tilter chairs**
  - Synchro tilt with multi position tilt lock.
  - Tilt tension adjustment.
  - Height and depth adjustable lumbar support.
  - Pneumatic seat height adjustment.
- **Multi-tilter chairs**
  - Infinite position tilt lock.
  - Tilt tension adjustment.
  - Independent back and seat angle adjustment.
  - Side activated sliding seat depth adjustment.
  - Height and depth adjustable lumbar support.
  - Pneumatic seat height adjustment.
- **Tilter chairs**
  - Center tilt with upright position tilt lock.
  - Tilt tension adjustment.
  - Height and depth adjustable lumbar support.
  - Pneumatic seat height adjustment.
- **Task chairs**
  - Manual bolt seat depth adjustment.
  - Height and depth adjustable lumbar support.
  - Pneumatic seat height adjustment.
- **Weight sensing synchro-tilter chairs**
  - Synchro tilt with multi position tilt lock.
  - Automatic tilt tension adjustment.
  - Side activated sliding seat depth adjustment.
  - Height and depth adjustable lumbar support.
  - Pneumatic seat height adjustment.
- **Height adjustable chairs**
  - Task mechanism.
  - Height and depth adjustable lumbar support.
  - Pneumatic seat height adjustment.
  - Height adjustable Chrome footrest.

DESCRIPTION

MODEL# / FEATURES



Synchro-Tilter, Mesh Back and Uph Seat

Unit weight: 42 LB | 19.1 KG  
 Carton weight: 51 LB | 23.13 KG  
 Carton volume: 10.5 FT³ | 0.29 MT³

List price

**MVL3101** 872  
 Luxhide bonded leather or fabric (previously MVL3101F)

Ergonomic features:  
 A, B, C, D, H, L, M, N, V

	OVERALL DIMENSIONS			SEAT DIMENSIONS			BACK DIMENSIONS	
	W	D	H	W	D	H	W	H
IN	26	27	38.5	20	18.5	16.5-21.5	19.5	20
MM	660	686	978	508	470	419-546	495	508

RTA 2 1 per carton



Multi-Tilter, Mesh Back and Uph Seat

Unit weight: 47 LB | 21.4 KG  
 Carton weight: 56 LB | 25.4 KG  
 Carton volume: 10.5 FT³ | 0.29 MT³

List price

**MVL3103** 941  
 Luxhide bonded leather or fabric (previously MVL3103F)

Ergonomic features:  
 A, B, C, D, E, F, G, H, M, N, S, V

	OVERALL DIMENSIONS			SEAT DIMENSIONS			BACK DIMENSIONS	
	W	D	H	W	D	H	W	H
IN	26	27	39.5	20	17.5-20.5	17.5-22.5	19.5	20
MM	660	686	1003	508	445-521	445-572	495	508

RTA 2 1 per carton

DESCRIPTION MODEL# / FEATURES



**Tilter, Mesh Back and Uph Seat**  
 Unit weight: 36 LB | 16.4 KG  
 Carton weight: 45 LB | 20.41 KG  
 Carton volume: 10.5 FT³ | 0.29 MT³

List price									
<b>MVL3104</b> 839									
Luxhide bonded leather or fabric (previously MVL3104F)									
<b>OVERALL DIMENSIONS</b>			<b>SEAT DIMENSIONS</b>			<b>BACK DIMENSIONS</b>			
	<b>W</b>	<b>D</b>	<b>H</b>	<b>W</b>	<b>D</b>	<b>H</b>	<b>W</b>	<b>H</b>	
IN	26	27	38	20	18.5	16-21	19.5	20	
MM	660	686	965	508	470	406-533	495	508	
Ergonomic features: A, B, C, D, H, M, N, S, V									
RTA 2		courier		1 per carton		CANADA		GREENGUARD	



**Task, Mesh Back and Uph Seat**  
 Unit weight: 31 LB | 14.1 KG  
 Carton weight: 40 LB | 18.14 KG  
 Carton volume: 10.5 FT³ | 0.29 MT³

List price									
<b>MVL3106</b> 778									
Luxhide bonded leather or fabric (previously MVL3106F)									
<b>OVERALL DIMENSIONS</b>			<b>SEAT DIMENSIONS</b>			<b>BACK DIMENSIONS</b>			
	<b>W</b>	<b>D</b>	<b>H</b>	<b>W</b>	<b>D</b>	<b>H</b>	<b>W</b>	<b>H</b>	
IN	26	27	38	20	18.5	16-21	19.5	20	
MM	660	686	965	508	470	406-533	495	508	
Ergonomic features: C, D, E, H, M, N, V									
RTA 2		courier		1 per carton		CANADA		GREENGUARD	



**Armless Height Adjustable Chair, Mesh Back and Uph Seat**  
 Unit weight: 30 LB | 13.6 KG  
 Carton weight: 39 LB | 17.69 KG  
 Carton volume: 10.5 FT³ | 0.29 MT³

List price									
<b>MVL3107</b> 908									
Luxhide bonded leather or fabric (previously MVL3107F)									
<b>OVERALL DIMENSIONS</b>			<b>SEAT DIMENSIONS</b>			<b>BACK DIMENSIONS</b>			
	<b>W</b>	<b>D</b>	<b>H</b>	<b>W</b>	<b>D</b>	<b>H</b>	<b>W</b>	<b>H</b>	
IN	20	27	48	20	18.5	23-33	19.5	20	
MM	508	686	1219	508	470	584-838	495	508	
Ergonomic features: C, D, M, N, V									
RTA 2		courier		1 per carton		CANADA		GREENGUARD	



**Weight Sensing Synchro-Tilter, Mesh Back and Uph Seat**  
 Unit weight: 42 LB | 19.1 KG  
 Carton weight: 51 LB | 23.13 KG  
 Carton volume: 10.5 FT³ | 0.29 MT³

List price									
<b>MVL3108</b> 1029									
Luxhide bonded leather or fabric (previously MVL3108F)									
<b>OVERALL DIMENSIONS</b>			<b>SEAT DIMENSIONS</b>			<b>BACK DIMENSIONS</b>			
	<b>W</b>	<b>D</b>	<b>H</b>	<b>W</b>	<b>D</b>	<b>H</b>	<b>W</b>	<b>H</b>	
IN	26	27	39	20	17.5-20.5	16.5-21.5	19.5	20	
MM	660	686	991	508	445-521	419-546	495	508	
Ergonomic features: A, B, C, D, E, H, L, M, N, V									
RTA 2		courier		1 per carton		CANADA		GREENGUARD	



**Height Adjustable Chair w/Arms, Mesh Back and Uph Seat**  
 Unit weight: 36 LB | 16.4 KG  
 Carton weight: 45 LB | 20.41 KG  
 Carton volume: 10.5 FT³ | 0.29 MT³

List price									
<b>MVL3109</b> 994									
Luxhide bonded leather or fabric (previously MVL3109F)									
<b>OVERALL DIMENSIONS</b>			<b>SEAT DIMENSIONS</b>			<b>BACK DIMENSIONS</b>			
	<b>W</b>	<b>D</b>	<b>H</b>	<b>W</b>	<b>D</b>	<b>H</b>	<b>W</b>	<b>H</b>	
IN	26	27	48	20	18.5	23-33	19.5	20	
MM	660	686	1219	508	470	584-838	495	508	
Ergonomic features: C, D, H, M, N, V									
RTA 2		courier		1 per carton		CANADA		GREENGUARD	

**DESCRIPTION**

**MODEL# / FEATURES**



**Synchro-Tilter, Uph Back and Seat**

Unit weight: 43 LB | 19.5 KG  
 Carton weight: 52 LB | 23.59 KG  
 Carton volume: 10.5 FT³ | 0.29 MT³

List price

**MVL3111** 972  
 Luxhide bonded leather  
 or fabric (previously MVL3111F)

Ergonomic features:  
 A, B, C, D, H, L, M, N, V

**OVERALL DIMENSIONS**

**W D H**

IN 26 27 38.5  
 MM 660 686 978

**SEAT DIMENSIONS**

**W D H**

20 18.5 16.5-21.5  
 508 470 419-546

**BACK DIMENSIONS**

**W H**

19.5 20  
 495 508



1 per carton



**Multi-Tilter, Uph Back and Seat**

Unit weight: 48 LB | 21.8 KG  
 Carton weight: 57 LB | 25.85 KG  
 Carton volume: 10.5 FT³ | 0.29 MT³

List price

**MVL3113** 1042  
 Luxhide bonded leather  
 or fabric (previously MVL3113F)

Ergonomic features:  
 A, B, C, D, E, F, G, H, M, N, S, V

**OVERALL DIMENSIONS**

**W D H**

IN 26 27 39.5  
 MM 660 686 1003

**SEAT DIMENSIONS**

**W D H**

20 17.5-20.5 17.5-22.5  
 508 445-521 445-572

**BACK DIMENSIONS**

**W H**

19.5 20  
 495 508



1 per carton



**Tilter, Uph Back and Seat**

Unit weight: 37 LB | 16.8 KG  
 Carton weight: 46 LB | 20.87 KG  
 Carton volume: 10.5 FT³ | 0.29 MT³

List price

**MVL3114** 941  
 Luxhide bonded leather  
 or fabric (previously MVL3114F)

Ergonomic features:  
 A, B, C, D, H, M, N, S, V

**OVERALL DIMENSIONS**

**W D H**

IN 26 27 38  
 MM 660 686 965

**SEAT DIMENSIONS**

**W D H**

20 18.5 16-21  
 508 470 406-533

**BACK DIMENSIONS**

**W H**

19.5 20  
 495 508



1 per carton



**Task, Uph Back and Seat**

Unit weight: 32 LB | 14.5 KG  
 Carton weight: 41 LB | 18.6 KG  
 Carton volume: 10.5 FT³ | 0.29 MT³

List price

**MVL3116** 878  
 Luxhide bonded leather  
 or fabric (previously MVL3116F)

Ergonomic features:  
 C, D, E, H, M, N, V

**OVERALL DIMENSIONS**

**W D H**

IN 26 27 38  
 MM 660 686 965

**SEAT DIMENSIONS**

**W D H**

20 18.5 16-21  
 508 470 406-533

**BACK DIMENSIONS**

**W H**

19.5 20  
 495 508



1 per carton



**Armless Height Adjustable Chair, Uph Back and Seat**

Unit weight: 31 LB | 14.1 KG  
 Carton weight: 40 LB | 18.14 KG  
 Carton volume: 10.5 FT³ | 0.29 MT³

List price

**MVL3117** 1009  
 Luxhide bonded leather  
 or fabric (previously MVL3117F)

Ergonomic features:  
 C, D, M, N, V

**OVERALL DIMENSIONS**

**W D H**

IN 20 27 48  
 MM 508 686 1219

**SEAT DIMENSIONS**

**W D H**

20 18.5 23-33  
 508 470 584-838

**BACK DIMENSIONS**

**W H**

19.5 20  
 495 508



1 per carton





DESCRIPTION MODEL# / FEATURES



**Weight Sensing Synchro-Tilter, Uph Back and Seat**  
 Unit weight: 43 LB | 19.5 KG  
 Carton weight: 52 LB | 23.59 KG  
 Carton volume: 10.5 FT³ | 0.29 MT³

List price  
**MVL3118** 1128  
 Luxhide bonded leather  
 or fabric (previously MVL3118F)

	OVERALL DIMENSIONS			SEAT DIMENSIONS			BACK DIMENSIONS	
	W	D	H	W	D	H	W	H
IN	26	27	39	20	17.5-20.5	16.5-21.5	19.5	20
MM	660	686	991	508	445-521	419-546	495	508

Ergonomic features:  
 A, B, C, D, E, H, L, M, N, V  
 1 per carton



**Height Adjustable Chair w/Arms, Uph Back and Seat**  
 Unit weight: 37 LB | 16.8 KG  
 Carton weight: 46 LB | 20.87 KG  
 Carton volume: 10.5 FT³ | 0.29 MT³

List price  
**MVL3119** 1097  
 Luxhide bonded leather  
 or fabric (previously MVL3119F)

	OVERALL DIMENSIONS			SEAT DIMENSIONS			BACK DIMENSIONS	
	W	D	H	W	D	H	W	H
IN	26	27	48	20	18.5	23-33	19.5	20
MM	660	686	1219	508	470	584-838	495	508

Ergonomic features:  
 C, D, H, M, N, V  
 1 per carton



**Synchro-Tilter, Mesh Back and Seat**  
 Unit weight: 43 LB | 19.5 KG  
 Carton weight: 52 LB | 23.59 KG  
 Carton volume: 10.5 FT³ | 0.29 MT³

List price  
**MVL3121** 1008  
 Black mesh

	OVERALL DIMENSIONS			SEAT DIMENSIONS			BACK DIMENSIONS	
	W	D	H	W	D	H	W	H
IN	26	27	38.5	20	18.5	16.5-21.5	19.5	20
MM	660	686	978	508	470	419-546	495	508

Ergonomic features:  
 A, B, C, D, H, L, M, V  
 1 per carton



**Multi-Tilter, Mesh Back and Seat**  
 Unit weight: 48 LB | 21.8 KG  
 Carton weight: 57 LB | 25.85 KG  
 Carton volume: 10.5 FT³ | 0.29 MT³

List price  
**MVL3123** 1076  
 Black mesh

	OVERALL DIMENSIONS			SEAT DIMENSIONS			BACK DIMENSIONS	
	W	D	H	W	D	H	W	H
IN	26	27	39.5	20	17.5-20.5	17.5-22.5	19.5	20
MM	660	686	1003	508	445-521	445-572	495	508

Ergonomic features:  
 A, B, C, D, E, F, G, H, M, S, V  
 1 per carton



**Tilter, Mesh Back and Seat**  
 Unit weight: 37 LB | 16.8 KG  
 Carton weight: 46 LB | 20.87 KG  
 Carton volume: 10.5 FT³ | 0.29 MT³

List price  
**MVL3124** 972  
 Black mesh

	OVERALL DIMENSIONS			SEAT DIMENSIONS			BACK DIMENSIONS	
	W	D	H	W	D	H	W	H
IN	26	27	38	20	18.5	16-21	19.5	20
MM	660	686	965	508	470	406-533	495	508

Ergonomic features:  
 A, B, C, D, H, M, S, V  
 1 per carton

**DESCRIPTION MODEL# / FEATURES**



**Task, Mesh Back and Seat**  
 Unit weight: 32 LB | 14.5 KG  
 Carton weight: 41 LB | 18.6 KG  
 Carton volume: 10.5 FT³ | 0.29 MT³

List price  
**MVL3126**  
 Black mesh 912

OVERALL DIMENSIONS			SEAT DIMENSIONS			BACK DIMENSIONS	
W	D	H	W	D	H	W	H
IN 26	27	38	20	18.5	16-21	19.5	20
MM 660	686	965	508	470	406-533	495	508

Ergonomic features: C, D, E, H, M, V  
 1 per carton



**Armless Height Adjustable Chair, Mesh Back and Seat**  
 Unit weight: 31 LB | 14.1 KG  
 Carton weight: 40 LB | 18.14 KG  
 Carton volume: 10.5 FT³ | 0.29 MT³

List price  
**MVL3127**  
 Black mesh 1042

OVERALL DIMENSIONS			SEAT DIMENSIONS			BACK DIMENSIONS	
W	D	H	W	D	H	W	H
IN 20	27	48	20	18.5	23-33	19.5	20
MM 508	686	1219	508	470	584-838	495	508

Ergonomic features: C, D, M, V  
 1 per carton



**Weight Sensing Synchro-Tilter, Mesh Back and Seat**  
 Unit weight: 43 LB | 19.5 KG  
 Carton weight: 52 LB | 23.59 KG  
 Carton volume: 10.5 FT³ | 0.29 MT³

List price  
**MVL3128**  
 Black mesh 1162

OVERALL DIMENSIONS			SEAT DIMENSIONS			BACK DIMENSIONS	
W	D	H	W	D	H	W	H
IN 26	27	39	20	17.5-20.5	16.5-21.5	19.5	20
MM 660	686	991	508	445-521	419-546	495	508

Ergonomic features: A, B, C, D, E, H, L, M, V  
 1 per carton



**Height Adjustable Chair w/Arms, Mesh Back and Seat**  
 Unit weight: 37 LB | 16.8 KG  
 Carton weight: 46 LB | 20.87 KG  
 Carton volume: 10.5 FT³ | 0.29 MT³

List price  
**MVL3129**  
 Black mesh 1128

OVERALL DIMENSIONS			SEAT DIMENSIONS			BACK DIMENSIONS	
W	D	H	W	D	H	W	H
IN 26	27	48	20	18.5	23-33	19.5	20
MM 660	686	1219	508	470	584-838	495	508

Ergonomic features: C, D, H, M, V  
 1 per carton

BETA



model MVL2729



model MVL2718

STANDARD FEATURES





- Posture task chairs. Canadian made.
- Generous size seat and back, fully upholstered.
- Standard with height adjustable T-arms with durable self-skinned urethane (SSU) armcaps (except armless models).
- Height adjustable chairs are equipped with an adjustable Chrome footrest.
- Dual wheel carpet casters (C65) are standard.
- Can be upholstered in all Global grade 1 seating textiles with the exception of Luxhide (see page 142).
- Compliant with the emissions guidelines set by the GREENGUARD Environmental Institute.
- Limited Lifetime Warranty (5-year exceptions apply - see page 146).
- Weight capacity for this series is 300 lbs.


CHAIR ADJUSTMENTS




- Infinite back angle and back height adjustment.
- Pneumatic seat height adjustment.

OPTIONAL FEATURES




- For hard surface flooring casters, please specify (C65R). Add \$21/set.
- Bantam is a durable, bleach cleanable (9:1) vinyl, but due to the stiff nature of the textile, this vinyl is prone to bunching and will not upholster as smoothly as other coverings in this series.

DESCRIPTION	MODEL# / FEATURES																																
 <p><b>Height Adjustable Armless Posture Task</b>                      Unit weight: 41 LB   18.6 KG                      Carton weight: 46 LB   20.87 KG                      Carton volume: 6.75 FT³   0.19 MT³</p>	<p>List price</p> <p><b>MVL2718</b> 535</p> <table border="1"> <thead> <tr> <th colspan="3">OVERALL DIMENSIONS</th> <th colspan="3">SEAT DIMENSIONS</th> <th colspan="2">BACK DIMENSIONS</th> </tr> <tr> <th>W</th> <th>D</th> <th>H</th> <th>W</th> <th>D</th> <th>H</th> <th>W</th> <th>H</th> </tr> </thead> <tbody> <tr> <td>IN 20.5</td> <td>23.5</td> <td>44</td> <td>20.5</td> <td>16.5</td> <td>22-30</td> <td>18.5</td> <td>16-19</td> </tr> <tr> <td>MM 521</td> <td>597</td> <td>1118</td> <td>521</td> <td>419</td> <td>559-762</td> <td>470</td> <td>406-483</td> </tr> </tbody> </table> <p>Ergonomic features: C, D, G, M, N</p> <p>RTA 2 courier 1 per carton CANADA GREENGUARD GREENGUARD</p>	OVERALL DIMENSIONS			SEAT DIMENSIONS			BACK DIMENSIONS		W	D	H	W	D	H	W	H	IN 20.5	23.5	44	20.5	16.5	22-30	18.5	16-19	MM 521	597	1118	521	419	559-762	470	406-483
	OVERALL DIMENSIONS			SEAT DIMENSIONS			BACK DIMENSIONS																										
W	D	H	W	D	H	W	H																										
IN 20.5	23.5	44	20.5	16.5	22-30	18.5	16-19																										
MM 521	597	1118	521	419	559-762	470	406-483																										
 <p><b>Height Adjustable Posture Task w/Arms</b>                      Unit weight: 46 LB   20.9 KG                      Carton weight: 51 LB   23.13 KG                      Carton volume: 6.75 FT³   0.19 MT³</p>	<p>List price</p> <p><b>MVL2719</b> 625</p> <table border="1"> <thead> <tr> <th colspan="3">OVERALL DIMENSIONS</th> <th colspan="3">SEAT DIMENSIONS</th> <th colspan="2">BACK DIMENSIONS</th> </tr> <tr> <th>W</th> <th>D</th> <th>H</th> <th>W</th> <th>D</th> <th>H</th> <th>W</th> <th>H</th> </tr> </thead> <tbody> <tr> <td>IN 24.5</td> <td>23.5</td> <td>44</td> <td>20.5</td> <td>16.5</td> <td>22-30</td> <td>18.5</td> <td>16-19</td> </tr> <tr> <td>MM 622</td> <td>597</td> <td>1118</td> <td>521</td> <td>419</td> <td>559-762</td> <td>470</td> <td>406-483</td> </tr> </tbody> </table> <p>Ergonomic features: C, D, G, H, M, N</p> <p>RTA 2 courier 1 per carton CANADA GREENGUARD GREENGUARD</p>	OVERALL DIMENSIONS			SEAT DIMENSIONS			BACK DIMENSIONS		W	D	H	W	D	H	W	H	IN 24.5	23.5	44	20.5	16.5	22-30	18.5	16-19	MM 622	597	1118	521	419	559-762	470	406-483
	OVERALL DIMENSIONS			SEAT DIMENSIONS			BACK DIMENSIONS																										
W	D	H	W	D	H	W	H																										
IN 24.5	23.5	44	20.5	16.5	22-30	18.5	16-19																										
MM 622	597	1118	521	419	559-762	470	406-483																										
 <p><b>Armless Posture Task</b>                      Unit weight: 27 LB   12.3 KG                      Carton weight: 31 LB   14.06 KG                      Carton volume: 4.9 FT³   0.13 MT³</p>	<p>List price</p> <p><b>MVL2728</b> 346</p> <table border="1"> <thead> <tr> <th colspan="3">OVERALL DIMENSIONS</th> <th colspan="3">SEAT DIMENSIONS</th> <th colspan="2">BACK DIMENSIONS</th> </tr> <tr> <th>W</th> <th>D</th> <th>H</th> <th>W</th> <th>D</th> <th>H</th> <th>W</th> <th>H</th> </tr> </thead> <tbody> <tr> <td>IN 20.5</td> <td>22</td> <td>38.5</td> <td>20.5</td> <td>17</td> <td>16.5-21.5</td> <td>18.5</td> <td>16-20</td> </tr> <tr> <td>MM 521</td> <td>559</td> <td>978</td> <td>521</td> <td>432</td> <td>419-546</td> <td>470</td> <td>406-508</td> </tr> </tbody> </table> <p>Ergonomic features: C, D, G, M, N</p> <p>RTA 2 courier 1 per carton CANADA GREENGUARD GREENGUARD</p>	OVERALL DIMENSIONS			SEAT DIMENSIONS			BACK DIMENSIONS		W	D	H	W	D	H	W	H	IN 20.5	22	38.5	20.5	17	16.5-21.5	18.5	16-20	MM 521	559	978	521	432	419-546	470	406-508
	OVERALL DIMENSIONS			SEAT DIMENSIONS			BACK DIMENSIONS																										
W	D	H	W	D	H	W	H																										
IN 20.5	22	38.5	20.5	17	16.5-21.5	18.5	16-20																										
MM 521	559	978	521	432	419-546	470	406-508																										
 <p><b>Posture Task w/Arms</b>                      Unit weight: 33 LB   15 KG                      Carton weight: 38 LB   17.24 KG                      Carton volume: 6.75 FT³   0.19 MT³</p>	<p>List price</p> <p><b>MVL2729</b> 438</p> <table border="1"> <thead> <tr> <th colspan="3">OVERALL DIMENSIONS</th> <th colspan="3">SEAT DIMENSIONS</th> <th colspan="2">BACK DIMENSIONS</th> </tr> <tr> <th>W</th> <th>D</th> <th>H</th> <th>W</th> <th>D</th> <th>H</th> <th>W</th> <th>H</th> </tr> </thead> <tbody> <tr> <td>IN 24</td> <td>22</td> <td>38.5</td> <td>20.5</td> <td>17</td> <td>16.5-21.5</td> <td>18.5</td> <td>16-20</td> </tr> <tr> <td>MM 610</td> <td>559</td> <td>978</td> <td>521</td> <td>432</td> <td>419-546</td> <td>470</td> <td>406-508</td> </tr> </tbody> </table> <p>Ergonomic features: C, D, G, H, M, N</p> <p>RTA 2 courier 1 per carton CANADA GREENGUARD GREENGUARD</p>	OVERALL DIMENSIONS			SEAT DIMENSIONS			BACK DIMENSIONS		W	D	H	W	D	H	W	H	IN 24	22	38.5	20.5	17	16.5-21.5	18.5	16-20	MM 610	559	978	521	432	419-546	470	406-508
	OVERALL DIMENSIONS			SEAT DIMENSIONS			BACK DIMENSIONS																										
W	D	H	W	D	H	W	H																										
IN 24	22	38.5	20.5	17	16.5-21.5	18.5	16-20																										
MM 610	559	978	521	432	419-546	470	406-508																										





DESCRIPTION	MODEL# / FEATURES	List price																																
 <p><b>Height Adjustable T-Arms - 1 pair</b>                      Unit weight: 8 LB   3.6 KG                      Carton weight: 10 LB   4.54 KG                      Carton volume: 1.3 FT³   0.03 MT³</p>	<b>MVL2784</b>	119																																
	<table border="1"> <thead> <tr> <th colspan="3">OVERALL DIMENSIONS</th> <th colspan="3">SEAT DIMENSIONS</th> <th colspan="2">BACK DIMENSIONS</th> </tr> <tr> <th>W</th> <th>D</th> <th>H</th> <th>W</th> <th>D</th> <th>H</th> <th>W</th> <th>H</th> </tr> </thead> <tbody> <tr> <td>IN 3</td> <td>10</td> <td>12</td> <td>-</td> <td>-</td> <td>-</td> <td>-</td> <td>-</td> </tr> <tr> <td>MM 76</td> <td>254</td> <td>305</td> <td>-</td> <td>-</td> <td>-</td> <td>-</td> <td>-</td> </tr> </tbody> </table>		OVERALL DIMENSIONS			SEAT DIMENSIONS			BACK DIMENSIONS		W	D	H	W	D	H	W	H	IN 3	10	12	-	-	-	-	-	MM 76	254	305	-	-	-	-	-
	OVERALL DIMENSIONS			SEAT DIMENSIONS			BACK DIMENSIONS																											
W	D	H	W	D	H	W	H																											
IN 3	10	12	-	-	-	-	-																											
MM 76	254	305	-	-	-	-	-																											
<p><b>RTA 00</b> 1 pair per carton (pricing is for the pair, specifications are for one arm)</p>																																		

DESCRIPTION	MODEL# / FEATURES	List price																																
 <p><b>BOLT</b>                      model OTG11510B</p>	<b>OTG11510B</b>	523																																
	<table border="1"> <thead> <tr> <th colspan="3">OVERALL DIMENSIONS</th> <th colspan="3">SEAT DIMENSIONS</th> <th colspan="2">BACK DIMENSIONS</th> </tr> <tr> <th>W</th> <th>D</th> <th>H</th> <th>W</th> <th>D</th> <th>H</th> <th>W</th> <th>H</th> </tr> </thead> <tbody> <tr> <td>IN 25</td> <td>21.5</td> <td>35.5</td> <td>19.5</td> <td>17</td> <td>17.5-21.5</td> <td>18</td> <td>16.5</td> </tr> <tr> <td>MM 635</td> <td>546</td> <td>902</td> <td>495</td> <td>432</td> <td>445-546</td> <td>457</td> <td>419</td> </tr> </tbody> </table>		OVERALL DIMENSIONS			SEAT DIMENSIONS			BACK DIMENSIONS		W	D	H	W	D	H	W	H	IN 25	21.5	35.5	19.5	17	17.5-21.5	18	16.5	MM 635	546	902	495	432	445-546	457	419
	OVERALL DIMENSIONS			SEAT DIMENSIONS			BACK DIMENSIONS																											
W	D	H	W	D	H	W	H																											
IN 25	21.5	35.5	19.5	17	17.5-21.5	18	16.5																											
MM 635	546	902	495	432	445-546	457	419																											
<p>Ergonomic features: A, B, C, H, M, N, S</p> <p><b>RTA 8</b>  1 per carton </p>																																		

- STANDARD FEATURES**
- Value priced mesh seating.
  - Breathable mesh back.
  - Scuff resistant arched base.
  - Standard with height adjustable T-arms with durable self-skinned urethane (SSU) armcaps.
  - Dual wheel carpet casters (C65) are standard.
  - Only available in Black mesh fabric (MS20) seat with Black mesh back.
  - Compliant with the emissions guidelines set by the GREENGUARD Environmental Institute.
  - Limited Lifetime Warranty (2-year exceptions apply - see page 146).
  - Weight capacity for this series is 300 lbs.
- CHAIR ADJUSTMENTS**
- Center tilt with upright position tilt lock.
  - Tilt tension adjustment.
  - Pneumatic seat height adjustment.
- OPTIONAL FEATURES**
- Hard surface flooring casters (**C65R**) can be purchased separately. Add \$96/set.

DESCRIPTION	MODEL# / FEATURES	List price																																
 <p><b>Tilter, Mesh Back</b>                      Unit weight: 30 LB   13.6 KG                      Carton weight: 36 LB   16.33 KG                      Carton volume: 4.6 FT³   0.13 MT³</p>	<b>OTG11510B</b>	523																																
	<table border="1"> <thead> <tr> <th colspan="3">OVERALL DIMENSIONS</th> <th colspan="3">SEAT DIMENSIONS</th> <th colspan="2">BACK DIMENSIONS</th> </tr> <tr> <th>W</th> <th>D</th> <th>H</th> <th>W</th> <th>D</th> <th>H</th> <th>W</th> <th>H</th> </tr> </thead> <tbody> <tr> <td>IN 25</td> <td>21.5</td> <td>35.5</td> <td>19.5</td> <td>17</td> <td>17.5-21.5</td> <td>18</td> <td>16.5</td> </tr> <tr> <td>MM 635</td> <td>546</td> <td>902</td> <td>495</td> <td>432</td> <td>445-546</td> <td>457</td> <td>419</td> </tr> </tbody> </table>		OVERALL DIMENSIONS			SEAT DIMENSIONS			BACK DIMENSIONS		W	D	H	W	D	H	W	H	IN 25	21.5	35.5	19.5	17	17.5-21.5	18	16.5	MM 635	546	902	495	432	445-546	457	419
	OVERALL DIMENSIONS			SEAT DIMENSIONS			BACK DIMENSIONS																											
W	D	H	W	D	H	W	H																											
IN 25	21.5	35.5	19.5	17	17.5-21.5	18	16.5																											
MM 635	546	902	495	432	445-546	457	419																											
<p>Ergonomic features: A, B, C, H, M, N, S</p> <p><b>RTA 8</b>  1 per carton </p>																																		

- STANDARD FEATURES**
- High back management chair.
  - High comfort design, Canadian made.
  - Contoured seat and back with integrated headrest.
  - Black arms and base.
  - Loop arms with upholstered armcaps.
  - Dual wheel carpet casters (C65) are standard.
  - Seating surfaces can be upholstered in Luxhide bonded leather, in various colors (see page 142).
  - Compliant with the emissions guidelines set by the GREENGUARD Environmental Institute.
- CHAIR ADJUSTMENTS**
- Center tilt with upright position tilt lock.
  - Tilt tension adjustment.
  - Pneumatic seat height adjustment.
- OPTIONAL FEATURES**
- Limited Lifetime Warranty (5-year exceptions apply - see page 146).
  - Weight capacity for this series is 300 lbs.
  - For hard surface flooring casters, please specify (**C65R**). Add \$21/set.

DESCRIPTION	MODEL# / FEATURES	List price																																
 <p><b>BRIGHTON</b>                      model MVL2787</p>	<b>MVL2787</b>	725																																
	<table border="1"> <thead> <tr> <th colspan="3">OVERALL DIMENSIONS</th> <th colspan="3">SEAT DIMENSIONS</th> <th colspan="2">BACK DIMENSIONS</th> </tr> <tr> <th>W</th> <th>D</th> <th>H</th> <th>W</th> <th>D</th> <th>H</th> <th>W</th> <th>H</th> </tr> </thead> <tbody> <tr> <td>IN 26.5</td> <td>28</td> <td>44</td> <td>21.5</td> <td>20</td> <td>16-21</td> <td>20</td> <td>25.5</td> </tr> <tr> <td>MM 673</td> <td>711</td> <td>1118</td> <td>546</td> <td>508</td> <td>406-533</td> <td>508</td> <td>648</td> </tr> </tbody> </table>		OVERALL DIMENSIONS			SEAT DIMENSIONS			BACK DIMENSIONS		W	D	H	W	D	H	W	H	IN 26.5	28	44	21.5	20	16-21	20	25.5	MM 673	711	1118	546	508	406-533	508	648
	OVERALL DIMENSIONS			SEAT DIMENSIONS			BACK DIMENSIONS																											
W	D	H	W	D	H	W	H																											
IN 26.5	28	44	21.5	20	16-21	20	25.5																											
MM 673	711	1118	546	508	406-533	508	648																											
<p>Ergonomic features: A, B, C, M, N, S</p> <p><b>RTA 8</b>  1 per carton  </p>																																		

## CAMAN



model MVL11886



model MVL11888

### STANDARD FEATURES

- Canadian made.
- Welded steel frame in Black finish.
- Fixed arms with self-skinned urethane (SSU) armcaps.
- Dual wheel carpet casters (C65) are standard (except guest chairs).
- Seating surfaces can be upholstered in Luxhide bonded leather, in various colors or in all Global grade 1 seating textiles (see page 142).
- Compliant with the emissions guidelines set by the GREENGUARD Environmental Institute.
- Limited Lifetime Warranty (5-year exceptions apply - see page 146).
- Weight capacity for this series is 300 lbs.

### TILTER CHAIR ADJUSTMENTS







- Center tilt with upright position tilt lock
- Tilt tension adjustment.
- Pneumatic seat height adjustment.

### OPTIONAL FEATURES

- For hard surface flooring casters, please specify (C65R). Add \$21/set.

### ALTERNATE TEXTILE OPTIONS

- Graded-in textiles are available. No minimum quantities. Contact Customer Service for pricing.

DESCRIPTION	MODEL# / FEATURES																																
 <p><b>High Back Tilter</b> Unit weight: 31 LB   14.1 KG Carton weight: 35 LB   15.88 KG Carton volume: 20.25 FT<sup>3</sup>   0.57 MT<sup>3</sup></p>	<p>List price</p> <p><b>MVL11886</b> 512 Luxhide bonded leather or fabric (previously MVL11886F)</p> <table border="1"> <thead> <tr> <th colspan="3">OVERALL DIMENSIONS</th> <th colspan="3">SEAT DIMENSIONS</th> <th colspan="2">BACK DIMENSIONS</th> </tr> <tr> <th>W</th> <th>D</th> <th>H</th> <th>W</th> <th>D</th> <th>H</th> <th>W</th> <th>H</th> </tr> </thead> <tbody> <tr> <td>IN 25</td> <td>27</td> <td>40</td> <td>20.5</td> <td>18</td> <td>16-20</td> <td>19.5</td> <td>22.5</td> </tr> <tr> <td>MM 635</td> <td>686</td> <td>1016</td> <td>521</td> <td>457</td> <td>406-508</td> <td>495</td> <td>572</td> </tr> </tbody> </table> <p>Ergonomic features: A, B, C, M, N, S</p> <p><b>RTA 00</b> 2 per carton (pricing and specifications are for one chair)</p> <p> </p>	OVERALL DIMENSIONS			SEAT DIMENSIONS			BACK DIMENSIONS		W	D	H	W	D	H	W	H	IN 25	27	40	20.5	18	16-20	19.5	22.5	MM 635	686	1016	521	457	406-508	495	572
	OVERALL DIMENSIONS			SEAT DIMENSIONS			BACK DIMENSIONS																										
W	D	H	W	D	H	W	H																										
IN 25	27	40	20.5	18	16-20	19.5	22.5																										
MM 635	686	1016	521	457	406-508	495	572																										
 <p><b>Medium Back Guest Chair - Sled Base</b> Unit weight: 23 LB   10.5 KG Carton weight: 27 LB   12.25 KG Carton volume: 20.25 FT<sup>3</sup>   0.57 MT<sup>3</sup></p>	<p>List price</p> <p><b>MVL11888</b> 430 Luxhide bonded leather or fabric (previously MVL11888F)</p> <table border="1"> <thead> <tr> <th colspan="3">OVERALL DIMENSIONS</th> <th colspan="3">SEAT DIMENSIONS</th> <th colspan="2">BACK DIMENSIONS</th> </tr> <tr> <th>W</th> <th>D</th> <th>H</th> <th>W</th> <th>D</th> <th>H</th> <th>W</th> <th>H</th> </tr> </thead> <tbody> <tr> <td>IN 24.5</td> <td>25</td> <td>33</td> <td>20</td> <td>18</td> <td>17</td> <td>20</td> <td>17</td> </tr> <tr> <td>MM 622</td> <td>635</td> <td>838</td> <td>508</td> <td>457</td> <td>432</td> <td>508</td> <td>432</td> </tr> </tbody> </table> <p>Ergonomic features: M, N</p> <p><b>RTA 00</b> 2 per carton (pricing and specifications are for one chair)</p> <p> </p>	OVERALL DIMENSIONS			SEAT DIMENSIONS			BACK DIMENSIONS		W	D	H	W	D	H	W	H	IN 24.5	25	33	20	18	17	20	17	MM 622	635	838	508	457	432	508	432
	OVERALL DIMENSIONS			SEAT DIMENSIONS			BACK DIMENSIONS																										
W	D	H	W	D	H	W	H																										
IN 24.5	25	33	20	18	17	20	17																										
MM 622	635	838	508	457	432	508	432																										

CARLETON



model OTG11359

STANDARD FEATURES

- Available in high back and extended high back models.
- S-curve back shape for support of lumbar, shoulders and head.
- Contoured seat with waterfall seat front.
- Standard with height adjustable T-arms with durable self-skinned urethane (SSU) armcaps.
- Dual wheel carpet casters (C1) are standard.
- Seating surfaces are upholstered in Graphite polyester only.
- Compliant with the emissions guidelines set by the GREENGUARD Environmental Institute.
- Limited Lifetime Warranty (2-year exceptions apply - see page 146).
- Weight capacity for this series is 300 lbs.

CHAIR ADJUSTMENTS

- Center tilt with upright position tilt lock.
- Tilt tension adjustment.
- Pneumatic seat height adjustment.

OPTIONAL FEATURES

- Hard surface flooring casters (**C9R**) can be purchased separately. Add \$96/set.

DESCRIPTION MODEL# / FEATURES



High Back Tilter

Unit weight: 35 LB | 15.9 KG  
 Carton weight: 42 LB | 19.05 KG  
 Carton volume: 6.5 FT³ | 0.18 MT³

OTG11358

List price

622

Ergonomic features:  
 A, B, C, H, M, N, S



1 per carton



	OVERALL DIMENSIONS			SEAT DIMENSIONS			BACK DIMENSIONS	
	W	D	H	W	D	H	W	H
IN	25	27.5	43	19.5	19	18.5-22.5	19	22.5
MM	635	699	1092	495	483	470-572	483	572



Extended High Back Tilter

Unit weight: 35.5 LB | 16.1 KG  
 Carton weight: 43 LB | 19.5 KG  
 Carton volume: 7 FT³ | 0.19 MT³

OTG11359

List price

654

Ergonomic features:  
 A, B, C, H, M, N, S



1 per carton



	OVERALL DIMENSIONS			SEAT DIMENSIONS			BACK DIMENSIONS	
	W	D	H	W	D	H	W	H
IN	25	28	47	19.5	19	18.5-22.5	19	28
MM	635	711	1194	495	483	470-572	483	711



CENTRO



model OTG3915

STANDARD FEATURES

- Multi-purpose guest chair.
- Durable oval steel four-legged frame.
- Contoured back and seat cushions with waterfall seat edge.
- Upholstered armcaps.
- Seating surfaces are upholstered in Black Luxhide bonded leather.
- Compliant with the emissions guidelines set by the GREENGUARD Environmental Institute.
- Limited Lifetime Warranty (2-year exceptions apply - see page 146).
- Weight capacity for this series is 300 lbs.

DESCRIPTION		MODEL# / FEATURES																																		
 <p><b>Guest Chair</b>                      Unit weight: 26 LB   11.8 KG                      Carton weight: 30 LB   13.61 KG                      Carton volume: 6.25 FT<sup>3</sup>   0.17 M<sup>3</sup></p>	<p>Ergonomic features: M, N</p>	List price																																		
		OTG3915	425																																	
		<table border="1"> <thead> <tr> <th colspan="3">OVERALL DIMENSIONS</th> <th colspan="3">SEAT DIMENSIONS</th> <th colspan="2">BACK DIMENSIONS</th> </tr> <tr> <th></th> <th>W</th> <th>D</th> <th>H</th> <th>W</th> <th>D</th> <th>H</th> <th>W</th> <th>H</th> </tr> </thead> <tbody> <tr> <td>IN</td> <td>24.5</td> <td>27</td> <td>33.5</td> <td>21.5</td> <td>18.5</td> <td>17</td> <td>21.5</td> <td>16</td> </tr> <tr> <td>MM</td> <td>622</td> <td>686</td> <td>851</td> <td>546</td> <td>470</td> <td>432</td> <td>546</td> <td>406</td> </tr> </tbody> </table>		OVERALL DIMENSIONS			SEAT DIMENSIONS			BACK DIMENSIONS			W	D	H	W	D	H	W	H	IN	24.5	27	33.5	21.5	18.5	17	21.5	16	MM	622	686	851	546	470	432
OVERALL DIMENSIONS			SEAT DIMENSIONS			BACK DIMENSIONS																														
	W	D	H	W	D	H	W	H																												
IN	24.5	27	33.5	21.5	18.5	17	21.5	16																												
MM	622	686	851	546	470	432	546	406																												
RTA 8	courier	1 per carton																																		

COBALT



model MVL2785

STANDARD FEATURES

- General purpose medium back tilter. Canadian made.
- Standard with height adjustable T-arms with durable self-skinned urethane (SSU) armcaps.
- Dual wheel carpet casters (C65) are standard.
- Seating surfaces can be upholstered in Luxhide bonded leather, in various colors or in all Global grade 1 seating textiles (see page 142).
- Compliant with the emissions guidelines set by the GREENGUARD Environmental Institute.
- Limited Lifetime Warranty (5-year exceptions apply - see page 146).
- Weight capacity for this series is 300 lbs.

CHAIR ADJUSTMENTS

- Center tilt with upright position tilt lock.
- Tilt tension adjustment.
- Pneumatic seat height adjustment.

OPTIONAL FEATURES

- For hard surface flooring casters, please specify (C65R). Add \$21/set.

DESCRIPTION

MODEL# / FEATURES



List price

**MVL2785**  
Luxhide bonded leather  
or fabric (previously MVL2785F)

460

OVERALL DIMENSIONS			SEAT DIMENSIONS			BACK DIMENSIONS		
	W	D	H	W	D	H	W	H
IN	25.5	24.5	36	20	17	15.5-19.5	18.5	18
MM	648	622	914	508	432	394-495	470	457

Medium Back Tilter

Unit weight: 35 LB | 15.9 KG  
Carton weight: 40 LB | 18.14 KG  
Carton volume: 5.5 FT<sup>3</sup> | 0.15 MT<sup>3</sup>

Ergonomic features:  
A, B, C, H, M, N, S

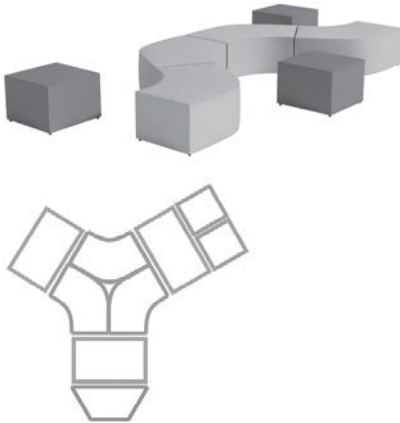


1 per carton





CRAFT



**Sample layout**  
Two square units, three rectangle units, three curve-120 degree units, one wedge unit



**3-way layout**  
Three curve-120 degree units, three half round units and three round units



**Collaborative pod layout**  
Six wedge units



**Collaborative layout**  
Six curve-120 degree units, six round units



**Sample layout**  
Two wedge units



**Sample layout**  
Two half round units

STANDARD FEATURES

- Craft is a modular lounge seating series that is easy to configure, durable and ideal for open spaces.
- Modular non-handed components, can be reconfigured to suit your space.
- Curve-120 degree units can create 3-way and collaborative pod configurations.
- Cushions are fully upholstered and mounted on 1.5" high nylon glides.
- Can be upholstered in all Global grade 1 seating textiles or in Luxhide bonded leather (see page 142).
- Compliant with the emissions guidelines set by the GREENGUARD Environmental Institute.
- Limited Lifetime Warranty (5-year exceptions apply - see page 146).
- Weight capacity for this series is 300 lbs. per seat.

OPTIONAL FEATURES











- For dual wheel carpet casters, please specify (C107). Add \$42.
- For hard surface flooring casters, please specify (C107R). Add \$59.

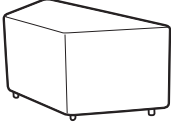















ALTERNATE TEXTILE OPTIONS

- Graded-in textiles are available. No minimum quantities. Contact Customer Service for pricing.

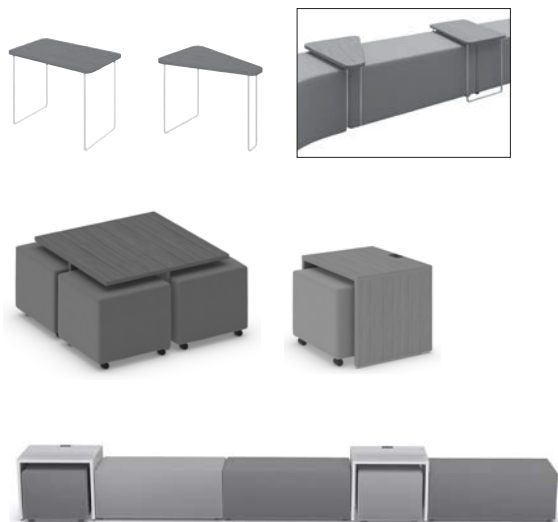
COMPLIMENTARY TABLES AVAILABLE

- Perfect partner for Craft Seating (see page 29).

DESCRIPTION	MODEL# / FEATURES									
		List price								
	MVL13007	397								
		<b>OVERALL DIMENSIONS</b>			<b>SEAT DIMENSIONS</b>			<b>BACK DIMENSIONS</b>		
		<b>W</b>	<b>D</b>	<b>H</b>	<b>W</b>	<b>D</b>	<b>H</b>	<b>W</b>	<b>H</b>	
		IN 20	20	17.5	-	-	-	-	-	
		MM 508	508	445	-	-	-	-	-	
				1 per carton						
<b>Round 20" Unit</b> Unit weight: 17 LB   7.7 KG Carton weight: 23 LB   10.43 KG Carton volume: 5.25 FT³   0.14 MT³		List price								
	MVL13008	518								
		<b>OVERALL DIMENSIONS</b>			<b>SEAT DIMENSIONS</b>			<b>BACK DIMENSIONS</b>		
		<b>W</b>	<b>D</b>	<b>H</b>	<b>W</b>	<b>D</b>	<b>H</b>	<b>W</b>	<b>H</b>	
		IN 40	21	17.5	-	-	-	-	-	
		MM 1016	533	445	-	-	-	-	-	
				1 per carton						
<b>Half Round 40" Unit</b> Unit weight: 33 LB   15 KG Carton weight: 41 LB   18.6 KG Carton volume: 9.5 FT³   0.26 MT³		List price								

DESCRIPTION	MODEL# / FEATURES																																	
 <b>Wedge Unit</b> Unit weight: 29 LB   13.2 KG Carton weight: 37 LB   16.78 KG Carton volume: 8 FT³   0.22 MT³	<b>MVL13009</b>	List price 518																																
	<table border="1"> <thead> <tr> <th colspan="3">OVERALL DIMENSIONS</th> <th colspan="3">SEAT DIMENSIONS</th> <th colspan="2">BACK DIMENSIONS</th> </tr> <tr> <th>W</th> <th>D</th> <th>H</th> <th>W</th> <th>D</th> <th>H</th> <th>W</th> <th>H</th> </tr> </thead> <tbody> <tr> <td>IN 40</td> <td>17.75</td> <td>17.5</td> <td>-</td> <td>-</td> <td>-</td> <td>-</td> <td>-</td> </tr> <tr> <td>MM 1016</td> <td>451</td> <td>445</td> <td>-</td> <td>-</td> <td>-</td> <td>-</td> <td>-</td> </tr> </tbody> </table>		OVERALL DIMENSIONS			SEAT DIMENSIONS			BACK DIMENSIONS		W	D	H	W	D	H	W	H	IN 40	17.75	17.5	-	-	-	-	-	MM 1016	451	445	-	-	-	-	-
	OVERALL DIMENSIONS			SEAT DIMENSIONS			BACK DIMENSIONS																											
	W	D	H	W	D	H	W	H																										
IN 40	17.75	17.5	-	-	-	-	-																											
MM 1016	451	445	-	-	-	-	-																											
RTA 1  1 per carton  																																		
List price <b>MVL13010</b>																																		
 <b>Curve-120 Degree Unit</b> Unit weight: 37 LB   16.8 KG Carton weight: 49 LB   22.23 KG Carton volume: 13.25 FT³   0.37 MT³	<b>MVL13010</b>	List price 610																																
	<table border="1"> <thead> <tr> <th colspan="3">OVERALL DIMENSIONS</th> <th colspan="3">SEAT DIMENSIONS</th> <th colspan="2">BACK DIMENSIONS</th> </tr> <tr> <th>W</th> <th>D</th> <th>H</th> <th>W</th> <th>D</th> <th>H</th> <th>W</th> <th>H</th> </tr> </thead> <tbody> <tr> <td>IN 43.5</td> <td>27.5</td> <td>17.5</td> <td>-</td> <td>-</td> <td>-</td> <td>-</td> <td>-</td> </tr> <tr> <td>MM 1105</td> <td>699</td> <td>445</td> <td>-</td> <td>-</td> <td>-</td> <td>-</td> <td>-</td> </tr> </tbody> </table>		OVERALL DIMENSIONS			SEAT DIMENSIONS			BACK DIMENSIONS		W	D	H	W	D	H	W	H	IN 43.5	27.5	17.5	-	-	-	-	-	MM 1105	699	445	-	-	-	-	-
	OVERALL DIMENSIONS			SEAT DIMENSIONS			BACK DIMENSIONS																											
	W	D	H	W	D	H	W	H																										
IN 43.5	27.5	17.5	-	-	-	-	-																											
MM 1105	699	445	-	-	-	-	-																											
RTA 1  1 per carton  																																		
List price <b>MVL13011</b>																																		
 <b>Rectangle Unit</b> Unit weight: 37 LB   16.8 KG Carton weight: 47 LB   21.32 KG Carton volume: 9.5 FT³   0.26 MT³	<b>MVL13011</b>	List price 487																																
	<table border="1"> <thead> <tr> <th colspan="3">OVERALL DIMENSIONS</th> <th colspan="3">SEAT DIMENSIONS</th> <th colspan="2">BACK DIMENSIONS</th> </tr> <tr> <th>W</th> <th>D</th> <th>H</th> <th>W</th> <th>D</th> <th>H</th> <th>W</th> <th>H</th> </tr> </thead> <tbody> <tr> <td>IN 40</td> <td>20</td> <td>17.5</td> <td>-</td> <td>-</td> <td>-</td> <td>-</td> <td>-</td> </tr> <tr> <td>MM 1016</td> <td>508</td> <td>445</td> <td>-</td> <td>-</td> <td>-</td> <td>-</td> <td>-</td> </tr> </tbody> </table>		OVERALL DIMENSIONS			SEAT DIMENSIONS			BACK DIMENSIONS		W	D	H	W	D	H	W	H	IN 40	20	17.5	-	-	-	-	-	MM 1016	508	445	-	-	-	-	-
	OVERALL DIMENSIONS			SEAT DIMENSIONS			BACK DIMENSIONS																											
	W	D	H	W	D	H	W	H																										
IN 40	20	17.5	-	-	-	-	-																											
MM 1016	508	445	-	-	-	-	-																											
RTA 1  1 per carton  																																		
List price <b>MVL13012</b>																																		
 <b>Square Unit</b> Unit weight: 22 LB   10 KG Carton weight: 28 LB   12.7 KG Carton volume: 5.25 FT³   0.14 MT³	<b>MVL13012</b>	List price 366																																
	<table border="1"> <thead> <tr> <th colspan="3">OVERALL DIMENSIONS</th> <th colspan="3">SEAT DIMENSIONS</th> <th colspan="2">BACK DIMENSIONS</th> </tr> <tr> <th>W</th> <th>D</th> <th>H</th> <th>W</th> <th>D</th> <th>H</th> <th>W</th> <th>H</th> </tr> </thead> <tbody> <tr> <td>IN 20</td> <td>20</td> <td>17.5</td> <td>-</td> <td>-</td> <td>-</td> <td>-</td> <td>-</td> </tr> <tr> <td>MM 508</td> <td>508</td> <td>445</td> <td>-</td> <td>-</td> <td>-</td> <td>-</td> <td>-</td> </tr> </tbody> </table>		OVERALL DIMENSIONS			SEAT DIMENSIONS			BACK DIMENSIONS		W	D	H	W	D	H	W	H	IN 20	20	17.5	-	-	-	-	-	MM 508	508	445	-	-	-	-	-
	OVERALL DIMENSIONS			SEAT DIMENSIONS			BACK DIMENSIONS																											
	W	D	H	W	D	H	W	H																										
IN 20	20	17.5	-	-	-	-	-																											
MM 508	508	445	-	-	-	-	-																											
RTA 1  1 per carton  																																		

## CRAFT TABLES



## STANDARD FEATURES

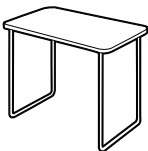
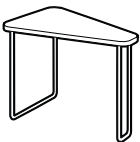
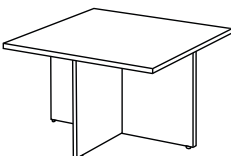
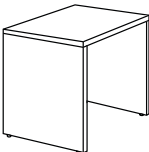
- Craft tables are the perfect partner to Craft seating products in creating casual meeting solutions for today's workplace and learning environments.
- Overtables are designed to overlap Craft seating units or to be used alone. Overtables are easy to move wherever needed.
- Coffee and side tables provide a convenient place to set your drinks, a light lunch or your personal devices during an impromptu discussion.
- Coffee and side tables help to anchor a space and provide nesting spaces to keep the area tidy when mobile Craft cubes are not in use.
- Side tables are optional with cutouts to accommodate to power or USB charging modules. Modules to be ordered separately.

## FINISHES

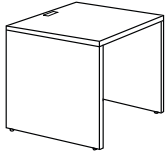
- Docking tables may be ordered in any of the standard laminate finishes below; including two-tone where the top is in one finish and the base in another at no upcharge.
  - Overtable tops may be ordered in any of the standard laminate finishes below. Legs in are Chrome finish only.
- |     |                 |     |                 |
|-----|-----------------|-----|-----------------|
| ACJ | Absolute Acajou | NBL | Noce Bionco     |
| ASN | Asian Night     | NGL | Noce Grigio     |
| AWC | Avant Cherry    | NEL | Noce Leggero    |
| AWH | Avant Honey     | NML | Noce Medio      |
| CMB | Clear Maple     | TWL | Tiger Walnut    |
| DES | Dark Espresso   | WHC | White Chocolate |
| DWT | Designer White  | WCR | Winter Cherry   |
| HGT | Hayden Grey     |     |                 |

## CONSTRUCTION

- **Docking tables:**
  - 1" thick thermally fused laminate surfaces with 2mm thick matching edgeband.
  - Equipped with levelers for uneven surfaces.
  - When square cubes are fully nested, the cubes extend 3" beyond the perimeter of the laminate as an invitation to be pulled out and used again.
- **Overtables:**
  - 1 1/16" thick thermally fused laminate top with matching self edge.
  - 1/2" diameter steel wire legs. Legs include clear polycarbonate glides.
  - Sized to overlap Craft seating.

CRAFT TABLES	MODEL #	DIMENSIONS IN MM W x D x H	WEIGHT LB KG	VOLUME FT <sup>3</sup> MT <sup>3</sup>	LIST PRICE
	MVL13021	16 x 26 x 19 406 x 660 x 483	16.5 7.48	1.2 0.03	<b>\$494</b>
<b>Rectangular Overtable</b>					Lightweight table designed to overlap Craft seating units on pages 27-28. Shipped easy to assemble in 1 carton.
	MVL13022	5.25-16 x 26 x 19 133-406 x 660 x 483	12.5 5.67	1.2 0.03	<b>\$458</b>
<b>Wedge Overtable</b>					Lightweight table designed to overlap Craft seating units on pages 27-28. Top tapers from 16" at the wide end to 5.25" at the narrow end. Shipped easy to assemble in 1 carton.
	ML35SCDK	35 x 35 x 19.5 889 x 889 x 495	78 35.38	2.2 0.06	<b>\$456</b>
<b>Square Cube Docking Table</b>					Provides nesting space for four MVL13007 (round) or MVL13012 (square) Craft units. Assembly required.
	ML2418CDK	24 x 18.2 x 19.5 610 x 462 x 495	53 24.04	2.1 0.05	<b>\$325</b>
<b>Single Docking Table</b>					Provides nesting space for one MVL13007, MVL13012 or MVL13011 Craft units. Shipped assembled.

CRAFT TABLES      MODEL #      DIMENSIONS <sup>IN</sup>/<sub>MM</sub>      WEIGHT <sup>LB</sup>/<sub>KG</sub>      VOLUME <sup>FT<sup>3</sup></sup>/<sub>MT<sup>3</sup></sub>      LIST PRICE



Single Docking Table with cut-out

	W x D x H			
ML2420CDKP	24 x 20.5 x 19.5 610 x 521 x 495	55 24.95	2.1 0.05	<b>\$338</b>


Provides nesting space for one MVL13007, MVL13012 or MVL13011 Craft units. Inset back to hide cables and cut-out designed to accept mini power model MVCOVSM2(S/B) OR MVCOV1U(S/B) ordered separately. Shipped assembled.

POWER / DATA

MVCOVSM2B	2.25 x 3.75 x 3.12 57 x 95 x 791.07	2.35 0.01	0.5	<b>\$313</b>
MVCOVSM2S	2.25 x 3.75 x 3.12 57 x 95 x 791.07	2.35 0.01	0.5	<b>\$313</b>

**With USB Block**

MVCOV1UB	2.25 x 3.75 x 3.12 57 x 95 x 791.07	2.35 0.01	0.5	<b>\$494</b>
MVCOV1US	2.25 x 3.75 x 3.12 57 x 95 x 791.07	2.35 0.01	0.5	<b>\$494</b>



Mini Power Block      Mini Power/USB Block

Designed to retrofit into an existing grommet cut-out to bring power to the desktop. Fits in 3.27" x 1.9" cut-out (FOG, POG) and mounts to 0.5" to 2" thick surface. ETL listed. Available in Black (B) or Silver (S) as indicated by last character of model number. 9' power cord with 90° flat plug with 45° rotation.

MVCOVSM2B/S includes two 12A, 120 VAC spill resistant power receptacles.

MVCOV1UB/S includes one 12A, 120 VAC spill resistant power receptacle and two 2.1A (11W) USB charging ports.

DANIO



model MVL2720



model MVL2721

STANDARD FEATURES





- Canadian made task chairs.
- Hinged auto-adjust back with scuff resistant outer shroud.
- Thick foam and decorative stitch details.
- Standard with height adjustable T-arms with durable self-skinned urethane (SSU) armcaps (except armless models).
- Height adjustable chair is equipped with an adjustable Chrome footrest.
- Dual wheel carpet casters (C65) are standard.
- Can be upholstered in all Global grade 1 seating textiles with the exception of Luxhide (see page 142).
- Compliant with the emissions guidelines set by the GREENGUARD Environmental Institute.
- Limited Lifetime Warranty (5-year exceptions apply - see page 146).
- Weight capacity for this series is 300 lbs.

CHAIR ADJUSTMENTS

- Height adjustable back.
- Pneumatic seat height adjustment.
- Seat depth adjustment.

OPTIONAL FEATURES

- For hard surface flooring casters, please specify (C65R). Add \$21/set.
- Bantam is a durable, bleach cleanable (9:1) vinyl, but due to the stiff nature of the textile, this vinyl is prone to bunching and will not upholster as smoothly as other coverings in this series.

DESCRIPTION	MODEL# / FEATURES	List price																																	
 <p><b>Armless Task</b> Unit weight: 21 LB   9.5 KG Carton weight: 24 LB   10.89 KG Carton volume: 4.9 FT<sup>3</sup>   0.13 MT<sup>3</sup></p>	<p><b>MVL2720</b> Fabric</p> <p>Ergonomic features: C, D, E, M, N</p>	251																																	
		<table border="1"> <thead> <tr> <th colspan="3">OVERALL DIMENSIONS</th> <th colspan="3">SEAT DIMENSIONS</th> <th colspan="2">BACK DIMENSIONS</th> </tr> <tr> <th>W</th> <th>D</th> <th>H</th> <th>W</th> <th>D</th> <th>H</th> <th>W</th> <th>H</th> </tr> </thead> <tbody> <tr> <td>IN 18.5</td> <td>22.5</td> <td>34</td> <td>18.5</td> <td>16.5-18</td> <td>16-21</td> <td>17</td> <td>16-17.5</td> </tr> <tr> <td>MM 470</td> <td>572</td> <td>864</td> <td>470</td> <td>419-457</td> <td>406-533</td> <td>432</td> <td>406-445</td> </tr> </tbody> </table>		OVERALL DIMENSIONS			SEAT DIMENSIONS			BACK DIMENSIONS		W	D	H	W	D	H	W	H	IN 18.5	22.5	34	18.5	16.5-18	16-21	17	16-17.5	MM 470	572	864	470	419-457	406-533	432	406-445
		OVERALL DIMENSIONS			SEAT DIMENSIONS			BACK DIMENSIONS																											
		W	D	H	W	D	H	W	H																										
IN 18.5	22.5	34	18.5	16.5-18	16-21	17	16-17.5																												
MM 470	572	864	470	419-457	406-533	432	406-445																												
<p>RTA 2    courier    1 per carton    CANADA    GREENGUARD</p>																																			
<p>Ergonomic features: C, D, E, M, N</p>																																			
 <p><b>Task w/Arms</b> Unit weight: 33 LB   15 KG Carton weight: 36 LB   16.33 KG Carton volume: 5.75 FT<sup>3</sup>   0.16 MT<sup>3</sup></p>	<p><b>MVL2721</b> Fabric</p> <p>Ergonomic features: C, D, E, H, M, N</p>	343																																	
		<table border="1"> <thead> <tr> <th colspan="3">OVERALL DIMENSIONS</th> <th colspan="3">SEAT DIMENSIONS</th> <th colspan="2">BACK DIMENSIONS</th> </tr> <tr> <th>W</th> <th>D</th> <th>H</th> <th>W</th> <th>D</th> <th>H</th> <th>W</th> <th>H</th> </tr> </thead> <tbody> <tr> <td>IN 24</td> <td>22.5</td> <td>34</td> <td>18.5</td> <td>16.5-18</td> <td>16-21</td> <td>17</td> <td>16-17.5</td> </tr> <tr> <td>MM 610</td> <td>572</td> <td>864</td> <td>470</td> <td>419-457</td> <td>406-533</td> <td>432</td> <td>406-445</td> </tr> </tbody> </table>		OVERALL DIMENSIONS			SEAT DIMENSIONS			BACK DIMENSIONS		W	D	H	W	D	H	W	H	IN 24	22.5	34	18.5	16.5-18	16-21	17	16-17.5	MM 610	572	864	470	419-457	406-533	432	406-445
		OVERALL DIMENSIONS			SEAT DIMENSIONS			BACK DIMENSIONS																											
		W	D	H	W	D	H	W	H																										
IN 24	22.5	34	18.5	16.5-18	16-21	17	16-17.5																												
MM 610	572	864	470	419-457	406-533	432	406-445																												
<p>RTA 2    courier    1 per carton    CANADA    GREENGUARD</p>																																			
<p>Ergonomic features: C, D, E, H, M, N</p>																																			
 <p><b>Armless Height Adjustable Task</b> Unit weight: 33 LB   15 KG Carton weight: 37 LB   16.78 KG Carton volume: 6.75 FT<sup>3</sup>   0.19 MT<sup>3</sup></p>	<p><b>MVL2723</b> Fabric</p> <p>Ergonomic features: C, D, E, M, N</p>	439																																	
		<table border="1"> <thead> <tr> <th colspan="3">OVERALL DIMENSIONS</th> <th colspan="3">SEAT DIMENSIONS</th> <th colspan="2">BACK DIMENSIONS</th> </tr> <tr> <th>W</th> <th>D</th> <th>H</th> <th>W</th> <th>D</th> <th>H</th> <th>W</th> <th>H</th> </tr> </thead> <tbody> <tr> <td>IN 24</td> <td>22.5</td> <td>43</td> <td>18.5</td> <td>16.5-18</td> <td>23-33</td> <td>16.5</td> <td>16-17.5</td> </tr> <tr> <td>MM 610</td> <td>572</td> <td>1092</td> <td>470</td> <td>419-457</td> <td>584-838</td> <td>419</td> <td>406-445</td> </tr> </tbody> </table>		OVERALL DIMENSIONS			SEAT DIMENSIONS			BACK DIMENSIONS		W	D	H	W	D	H	W	H	IN 24	22.5	43	18.5	16.5-18	23-33	16.5	16-17.5	MM 610	572	1092	470	419-457	584-838	419	406-445
		OVERALL DIMENSIONS			SEAT DIMENSIONS			BACK DIMENSIONS																											
		W	D	H	W	D	H	W	H																										
IN 24	22.5	43	18.5	16.5-18	23-33	16.5	16-17.5																												
MM 610	572	1092	470	419-457	584-838	419	406-445																												
<p>RTA 2    courier    1 per carton    CANADA    GREENGUARD</p>																																			
<p>Ergonomic features: C, D, E, M, N</p>																																			
 <p><b>Height Adjustable T-Arms - 1 pair</b> Unit weight: 8 LB   3.6 KG Carton weight: 10 LB   4.54 KG Carton volume: 1.3 FT<sup>3</sup>   0.03 MT<sup>3</sup></p>	<p><b>MVL2784</b></p>	119																																	
		<table border="1"> <thead> <tr> <th colspan="3">OVERALL DIMENSIONS</th> <th colspan="3">SEAT DIMENSIONS</th> <th colspan="2">BACK DIMENSIONS</th> </tr> <tr> <th>W</th> <th>D</th> <th>H</th> <th>W</th> <th>D</th> <th>H</th> <th>W</th> <th>H</th> </tr> </thead> <tbody> <tr> <td>IN 3</td> <td>10</td> <td>12</td> <td>-</td> <td>-</td> <td>-</td> <td>-</td> <td>-</td> </tr> <tr> <td>MM 76</td> <td>254</td> <td>305</td> <td>-</td> <td>-</td> <td>-</td> <td>-</td> <td>-</td> </tr> </tbody> </table>		OVERALL DIMENSIONS			SEAT DIMENSIONS			BACK DIMENSIONS		W	D	H	W	D	H	W	H	IN 3	10	12	-	-	-	-	-	MM 76	254	305	-	-	-	-	-
		OVERALL DIMENSIONS			SEAT DIMENSIONS			BACK DIMENSIONS																											
		W	D	H	W	D	H	W	H																										
IN 3	10	12	-	-	-	-	-																												
MM 76	254	305	-	-	-	-	-																												
<p>RTA 00    courier    1 pair per carton (pricing is for the pair, specifications are for one arm)</p>																																			
<p>Ergonomic features: C, D, E, M, N</p>																																			


DASH



model OTG11760B

STANDARD FEATURES

- Multi-purpose guest/occasional chair.
- Durable welded four-legged steel frame.
- Black mesh back with Black mesh fabric (MS20) seat.
- Nylon armcaps.
- Generous proportions.
- Compliant with the emissions guidelines set by the GREENGUARD Environmental Institute.
- Shipped knocked down (KD) - easy to assemble.
- Limited Lifetime Warranty (2-year exceptions apply - see page 146).
- Weight capacity for this series is 300 lbs.

DESCRIPTION	MODEL# / FEATURES	List price							
 <p><b>Guest Chair, Mesh Back and Uph Seat</b>                      Unit weight: 21 LB   9.5 KG                      Carton weight: 26 LB   11.79 KG                      Carton volume: 3.9 FT³   0.11 MT³</p>	<b>OTG11760B</b>  Ergonomic features: M, N	335							
		OVERALL DIMENSIONS			SEAT DIMENSIONS			BACK DIMENSIONS	
		W	D	H	W	D	H	W	H
IN 23.5	23.5	34	19.5	17.5	17.5	19	16.5		
MM 597	597	864	495	445	445	483	419		
		RTA 8	courier	1 per carton		GREENGUARD			


DORI 2




model OTG1220B

STANDARD FEATURES

- Multi-purpose stacking chairs.
- Strong welded steel frame in Chrome finish.
- Durable and easy to clean polypropylene back and seat. Available in Black only.
- Armchair has fiberglass reinforced polypropylene arms.
- Stackable up to 5 high on floor.
- Shipped fully assembled.
- Compliant with the emissions guidelines set by the GREENGUARD Environmental Institute.
- Limited Lifetime Warranty (2-year exceptions apply - see page 146).
- Weight capacity for this series is 300 lbs.

DESCRIPTION	MODEL# / FEATURES	List price							
 <p><b>Stacking Armchair</b>                      Unit weight: 15 LB   6.8 KG                      Carton weight: 17 LB   7.71 KG                      Carton volume: 14.5 FT³   0.41 MT³</p>	<b>OTG1220B</b>  Stacks 5 high.	232							
		OVERALL DIMENSIONS			SEAT DIMENSIONS			BACK DIMENSIONS	
		W	D	H	W	D	H	W	H
IN 22.5	21	30.5	16.5	16	16	18	15.5		
MM 572	533	775	419	406	406	457	394		
		RTA 00	4 per carton (pricing and specifications are for one chair)			GREENGUARD			

DESCRIPTION	MODEL# / FEATURES	List price							
 <p><b>Armless Stacking Chair</b>                      Unit weight: 13 LB   5.9 KG                      Carton weight: 15 LB   6.8 KG                      Carton volume: 12.25 FT³   0.34 MT³</p>	<b>OTG1221B</b>  Stacks 5 high.	214							
		OVERALL DIMENSIONS			SEAT DIMENSIONS			BACK DIMENSIONS	
		W	D	H	W	D	H	W	H
IN 18	21	30.5	16.5	16	16	18	15.5		
MM 457	533	775	419	406	406	457	394		
		RTA 00	courier	4 per carton (pricing and specifications are for one chair)		GREENGUARD			

## EOR









model OTG3930B



model OTG3920B

### STANDARD FEATURES

- Multi-purpose guest chair.
- Durable steel four-legged frame.
- Contoured back and seat cushions with waterfall seat edge.
- Welcoming soft self-skinned polyurethane armcaps.
- Seat shroud provides a clean overall finish.
- Seating surfaces are upholstered in Black Luxhide bonded leather.
- Mesh back is available in Black only.
- Compliant with the emissions guidelines set by the GREENGUARD Environmental Institute.
- Limited Lifetime Warranty (2-year exceptions apply - see page 146).
- Weight capacity for this series is 300 lbs.

DESCRIPTION	MODEL# / FEATURES																																			
 <p><b>Upholstered Guest Chair</b> Unit weight: 26 LB   11.8 KG Carton weight: 31 LB   14.06 KG Carton volume: 4.8 FT<sup>3</sup>   0.13 MT<sup>3</sup></p>	<p>List price</p> <p><b>OTG3920B</b> 366</p>																																			
	<table border="1"> <thead> <tr> <th rowspan="2"></th> <th colspan="3">OVERALL DIMENSIONS</th> <th colspan="3">SEAT DIMENSIONS</th> <th colspan="2">BACK DIMENSIONS</th> </tr> <tr> <th>W</th> <th>D</th> <th>H</th> <th>W</th> <th>D</th> <th>H</th> <th>W</th> <th>H</th> </tr> </thead> <tbody> <tr> <td>IN</td> <td>24</td> <td>24.5</td> <td>34</td> <td>19</td> <td>19</td> <td>19</td> <td>18.5</td> <td>16</td> </tr> <tr> <td>MM</td> <td>610</td> <td>622</td> <td>864</td> <td>483</td> <td>483</td> <td>483</td> <td>470</td> <td>406</td> </tr> </tbody> </table>		OVERALL DIMENSIONS			SEAT DIMENSIONS			BACK DIMENSIONS		W	D	H	W	D	H	W	H	IN	24	24.5	34	19	19	19	18.5	16	MM	610	622	864	483	483	483	470	406
			OVERALL DIMENSIONS			SEAT DIMENSIONS			BACK DIMENSIONS																											
W		D	H	W	D	H	W	H																												
IN	24	24.5	34	19	19	19	18.5	16																												
MM	610	622	864	483	483	483	470	406																												
<p>Ergonomic features: M, N</p> <p>RTA 8  1 per carton </p>																																				
 <p><b>Mesh Back Guest Chair</b> Unit weight: 20 LB   9.1 KG Carton weight: 28 LB   12.7 KG Carton volume: 5.25 FT<sup>3</sup>   0.14 MT<sup>3</sup></p>	<p>List price</p> <p><b>OTG3930B</b> 366</p>																																			
	<table border="1"> <thead> <tr> <th rowspan="2"></th> <th colspan="3">OVERALL DIMENSIONS</th> <th colspan="3">SEAT DIMENSIONS</th> <th colspan="2">BACK DIMENSIONS</th> </tr> <tr> <th>W</th> <th>D</th> <th>H</th> <th>W</th> <th>D</th> <th>H</th> <th>W</th> <th>H</th> </tr> </thead> <tbody> <tr> <td>IN</td> <td>24.75</td> <td>24</td> <td>34.25</td> <td>19</td> <td>19</td> <td>19</td> <td>18</td> <td>17</td> </tr> <tr> <td>MM</td> <td>629</td> <td>610</td> <td>870</td> <td>483</td> <td>483</td> <td>483</td> <td>457</td> <td>432</td> </tr> </tbody> </table>		OVERALL DIMENSIONS			SEAT DIMENSIONS			BACK DIMENSIONS		W	D	H	W	D	H	W	H	IN	24.75	24	34.25	19	19	19	18	17	MM	629	610	870	483	483	483	457	432
			OVERALL DIMENSIONS			SEAT DIMENSIONS			BACK DIMENSIONS																											
W		D	H	W	D	H	W	H																												
IN	24.75	24	34.25	19	19	19	18	17																												
MM	629	610	870	483	483	483	457	432																												
<p>Ergonomic features: M, N</p> <p>RTA 8  1 per carton </p>																																				

FINCH



model MVL11703



model MVL11704

STANDARD FEATURES



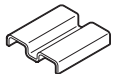
- Oval tube steel frame available in monochromatic Black only.
- Molded plastic seat and outer back shell.
- All models stack 8 high on the floor.
- Stacked chairs may leave frame impressions in chair(s) below.
- Ganging clamp model MVL11705 can be used on Finch models. Use one clamp for armless model. Use two clamps on armchair applied on front and rear legs.
- Can be upholstered in all Global grade 1 seating textiles or in Luxhide bonded leather (see page 142).
- Compliant with the emissions guidelines set by the GREENGUARD Environmental Institute.
- Limited Lifetime Warranty (5-year exceptions apply - see page 146).
- Weight capacity for this series is 300 lbs.

OPTIONAL FEATURES

- For hard surface flooring, please specify non-marking glides (NM). No upcharge.

ALTERNATE TEXTILE OPTIONS

- Graded-in textiles are available. No minimum quantities. Contact Customer Service for pricing.

DESCRIPTION	MODEL# / FEATURES	List price																															
 <p><b>Stacking Armchair</b> Unit weight: 16 LB   7.3 KG Carton weight: 17.33 LB   7.86 KG Carton volume: 14.5 FT<sup>3</sup>   0.41 MT<sup>3</sup></p>	MVL11703	286																															
	<p>Upholstered seat and back. Stacks 8 high on floor or dolly.</p> <table border="1"> <thead> <tr> <th colspan="3">OVERALL DIMENSIONS</th> <th colspan="3">SEAT DIMENSIONS</th> <th colspan="2">BACK DIMENSIONS</th> </tr> <tr> <th>W</th> <th>D</th> <th>H</th> <th>W</th> <th>D</th> <th>H</th> <th>W</th> <th>H</th> </tr> </thead> <tbody> <tr> <td>IN 21.25</td> <td>23</td> <td>32</td> <td>18</td> <td>18</td> <td>18</td> <td>18</td> <td>14</td> </tr> <tr> <td>MM 540</td> <td>584</td> <td>813</td> <td>457</td> <td>457</td> <td>457</td> <td>457</td> <td>356</td> </tr> </tbody> </table> <p><b>RTA 00</b> 3 per carton (pricing and specifications are for one chair)</p>	OVERALL DIMENSIONS			SEAT DIMENSIONS			BACK DIMENSIONS		W	D	H	W	D	H	W	H	IN 21.25	23	32	18	18	18	18	14	MM 540	584	813	457	457	457	457	356
OVERALL DIMENSIONS			SEAT DIMENSIONS			BACK DIMENSIONS																											
W	D	H	W	D	H	W	H																										
IN 21.25	23	32	18	18	18	18	14																										
MM 540	584	813	457	457	457	457	356																										
 <p><b>Armless Stacking Chair</b> Unit weight: 15 LB   6.8 KG Carton weight: 16.67 LB   7.56 KG Carton volume: 14.5 FT<sup>3</sup>   0.41 MT<sup>3</sup></p>	MVL11704	263																															
	<p>Upholstered seat and back. Stacks 8 high on floor or dolly.</p> <table border="1"> <thead> <tr> <th colspan="3">OVERALL DIMENSIONS</th> <th colspan="3">SEAT DIMENSIONS</th> <th colspan="2">BACK DIMENSIONS</th> </tr> <tr> <th>W</th> <th>D</th> <th>H</th> <th>W</th> <th>D</th> <th>H</th> <th>W</th> <th>H</th> </tr> </thead> <tbody> <tr> <td>IN 21</td> <td>23</td> <td>30.5</td> <td>18</td> <td>15</td> <td>18.5</td> <td>17</td> <td>14.5</td> </tr> <tr> <td>MM 533</td> <td>584</td> <td>775</td> <td>457</td> <td>381</td> <td>470</td> <td>432</td> <td>368</td> </tr> </tbody> </table> <p><b>RTA 00</b> 3 per carton (pricing and specifications are for one chair)</p>	OVERALL DIMENSIONS			SEAT DIMENSIONS			BACK DIMENSIONS		W	D	H	W	D	H	W	H	IN 21	23	30.5	18	15	18.5	17	14.5	MM 533	584	775	457	381	470	432	368
OVERALL DIMENSIONS			SEAT DIMENSIONS			BACK DIMENSIONS																											
W	D	H	W	D	H	W	H																										
IN 21	23	30.5	18	15	18.5	17	14.5																										
MM 533	584	775	457	381	470	432	368																										
 <p><b>Ganging Clamp</b> Unit weight: 0.25 LB   0.1 KG Carton weight: 0.3 LB   0.14 KG Carton volume: 0.08 FT<sup>3</sup>   0.002 MT<sup>3</sup></p>	MVL11705	65																															
	<table border="1"> <thead> <tr> <th colspan="3">OVERALL DIMENSIONS</th> <th colspan="3">SEAT DIMENSIONS</th> <th colspan="2">BACK DIMENSIONS</th> </tr> <tr> <th>W</th> <th>D</th> <th>H</th> <th>W</th> <th>D</th> <th>H</th> <th>W</th> <th>H</th> </tr> </thead> <tbody> <tr> <td>IN 3.41</td> <td>3.16</td> <td>0.75</td> <td>-</td> <td>-</td> <td>-</td> <td>-</td> <td>-</td> </tr> <tr> <td>MM 87</td> <td>80</td> <td>19</td> <td>-</td> <td>-</td> <td>-</td> <td>-</td> <td>-</td> </tr> </tbody> </table> <p><b>RTA 00</b> 10 per carton (pricing and specifications are for one clamp)</p>	OVERALL DIMENSIONS			SEAT DIMENSIONS			BACK DIMENSIONS		W	D	H	W	D	H	W	H	IN 3.41	3.16	0.75	-	-	-	-	-	MM 87	80	19	-	-	-	-	-
OVERALL DIMENSIONS			SEAT DIMENSIONS			BACK DIMENSIONS																											
W	D	H	W	D	H	W	H																										
IN 3.41	3.16	0.75	-	-	-	-	-																										
MM 87	80	19	-	-	-	-	-																										



FORMAT



model MVL3191



model MVL3192

STANDARD FEATURES

- Synchro-tilter chairs with mesh back and upholstered seat. Canadian made.
- Standard with height and width adjustable arms with soft self-skinned urethane (SSU) armcaps that slide forward and backward.
- Dual wheel carpet casters (C1) are standard.
- Air flow mesh back is available in Black only.
- Seating surface can be upholstered in Luxhide bonded leather, in various colors or in all Global grade 1 seating textiles (see page 142).
- MVL3192 features an adjustable headrest which tilts and moves up and down to fit comfortably into the curve of the neck.
- Compliant with the emissions guidelines set by the GREENGUARD Environmental Institute.
- Limited Lifetime Warranty (5-year exceptions apply - see page 146).
- Weight capacity for this series is 300 lbs.

CHAIR ADJUSTMENTS



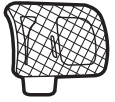
- Synchro tilt with upright position tilt lock.
- Tilt tension adjustment.
- Ratchet back height and headrest adjustment.
- Pneumatic seat height adjustment.

OPTIONAL FEATURES

- For hard surface flooring casters, please specify (C9R). Add \$21/set.

ALTERNATE TEXTILE OPTIONS

- Graded-in textiles are available (seat only). No minimum quantities. Contact Customer Service for pricing.

DESCRIPTION	MODEL# / FEATURES																																			
 <p><b>High Back Synchro-Tilter, Mesh Back and Uph Seat</b> Unit weight: 43 LB   19.5 KG Carton weight: 54 LB   24.49 KG Carton volume: 10.5 FT<sup>3</sup>   0.29 MT<sup>3</sup></p>	<p>List price</p> <p><b>MVL3191</b> 696 Luxhide bonded leather or fabric (previously MVL3191F)</p> <table border="1"> <thead> <tr> <th rowspan="2"></th> <th colspan="3">OVERALL DIMENSIONS</th> <th colspan="3">SEAT DIMENSIONS</th> <th colspan="2">BACK DIMENSIONS</th> </tr> <tr> <th>W</th> <th>D</th> <th>H</th> <th>W</th> <th>D</th> <th>H</th> <th>W</th> <th>H</th> </tr> </thead> <tbody> <tr> <td>IN</td> <td>24.5</td> <td>23</td> <td>43</td> <td>19.5</td> <td>17.5</td> <td>16-21</td> <td>17.5</td> <td>23-25.5</td> </tr> <tr> <td>MM</td> <td>622</td> <td>584</td> <td>1092</td> <td>495</td> <td>445</td> <td>406-533</td> <td>445</td> <td>584-648</td> </tr> </tbody> </table> <p>Ergonomic features: A, B, C, D, H, L, M, N, Q</p> <p>RTA 2 courier 1 per carton CANADA GREENGUARD</p>		OVERALL DIMENSIONS			SEAT DIMENSIONS			BACK DIMENSIONS		W	D	H	W	D	H	W	H	IN	24.5	23	43	19.5	17.5	16-21	17.5	23-25.5	MM	622	584	1092	495	445	406-533	445	584-648
			OVERALL DIMENSIONS			SEAT DIMENSIONS			BACK DIMENSIONS																											
W		D	H	W	D	H	W	H																												
IN	24.5	23	43	19.5	17.5	16-21	17.5	23-25.5																												
MM	622	584	1092	495	445	406-533	445	584-648																												
 <p><b>High Back Synchro-Tilter w/Headrest, Mesh Back and Uph Seat</b> Unit weight: 45 LB   20.5 KG Carton weight: 56 LB   25.4 KG Carton volume: 11 FT<sup>3</sup>   0.31 MT<sup>3</sup></p>	<p>List price</p> <p><b>MVL3192</b> 774 Luxhide bonded leather or fabric (previously MVL3192F)</p> <table border="1"> <thead> <tr> <th rowspan="2"></th> <th colspan="3">OVERALL DIMENSIONS</th> <th colspan="3">SEAT DIMENSIONS</th> <th colspan="2">BACK DIMENSIONS</th> </tr> <tr> <th>W</th> <th>D</th> <th>H</th> <th>W</th> <th>D</th> <th>H</th> <th>W</th> <th>H</th> </tr> </thead> <tbody> <tr> <td>IN</td> <td>24.5</td> <td>23</td> <td>50.5</td> <td>19.5</td> <td>17.5</td> <td>16-21</td> <td>17.5</td> <td>30-32.5</td> </tr> <tr> <td>MM</td> <td>622</td> <td>584</td> <td>1283</td> <td>495</td> <td>445</td> <td>406-533</td> <td>445</td> <td>762-826</td> </tr> </tbody> </table> <p>Ergonomic features: A, B, C, D, H, L, M, N, Q</p> <p>RTA 2 courier 1 per carton CANADA GREENGUARD</p>		OVERALL DIMENSIONS			SEAT DIMENSIONS			BACK DIMENSIONS		W	D	H	W	D	H	W	H	IN	24.5	23	50.5	19.5	17.5	16-21	17.5	30-32.5	MM	622	584	1283	495	445	406-533	445	762-826
			OVERALL DIMENSIONS			SEAT DIMENSIONS			BACK DIMENSIONS																											
W		D	H	W	D	H	W	H																												
IN	24.5	23	50.5	19.5	17.5	16-21	17.5	30-32.5																												
MM	622	584	1283	495	445	406-533	445	762-826																												
 <p><b>Headrest for Format Chairs</b> Unit weight: 1 LB   0.5 KG Carton weight: 2 LB   0.91 KG Carton volume: 0.5 FT<sup>3</sup>   0.01 MT<sup>3</sup></p>	<p>List price</p> <p><b>MVL3196</b> 79</p> <table border="1"> <thead> <tr> <th rowspan="2"></th> <th colspan="3">OVERALL DIMENSIONS</th> <th colspan="3">SEAT DIMENSIONS</th> <th colspan="2">BACK DIMENSIONS</th> </tr> <tr> <th>W</th> <th>D</th> <th>H</th> <th>W</th> <th>D</th> <th>H</th> <th>W</th> <th>H</th> </tr> </thead> <tbody> <tr> <td>IN</td> <td>11.25</td> <td>4.5</td> <td>9</td> <td>-</td> <td>-</td> <td>-</td> <td>-</td> <td>-</td> </tr> <tr> <td>MM</td> <td>286</td> <td>114</td> <td>229</td> <td>-</td> <td>-</td> <td>-</td> <td>-</td> <td>-</td> </tr> </tbody> </table> <p>Easily attaches to MVL3191.</p> <p>Available in Black mesh only.</p> <p>RTA 00 courier 1 per carton CANADA GREENGUARD</p>		OVERALL DIMENSIONS			SEAT DIMENSIONS			BACK DIMENSIONS		W	D	H	W	D	H	W	H	IN	11.25	4.5	9	-	-	-	-	-	MM	286	114	229	-	-	-	-	-
			OVERALL DIMENSIONS			SEAT DIMENSIONS			BACK DIMENSIONS																											
W		D	H	W	D	H	W	H																												
IN	11.25	4.5	9	-	-	-	-	-																												
MM	286	114	229	-	-	-	-	-																												

FULL-TIME



model MVL2900

STANDARD FEATURES

- Canadian made, ergonomic seating.
- Extra thick seat foam and contoured back.
- Standard with height and width adjustable arms with self-skinned urethane (SSU) armcaps.
- Dual wheel carpet casters (C65) are standard.
- Can be upholstered in all Global grade 1 seating textiles with the exception of Luxhide (see page 142).
- Compliant with the emissions guidelines set by the GREENGUARD Environmental Institute.
- Limited Lifetime Warranty (5-year exceptions apply - see page 146).
- Weight capacity for this series is 300 lbs.

CHAIR ADJUSTMENTS

- Multi-tilter with infinite position tilt lock.
- Infinite position back and seat angle adjustments, including forward tilt.
- Back height adjustment.
- Pneumatic seat height adjustment.

OPTIONAL FEATURES

- For hard surface flooring casters, please specify **(C65R)**. Add \$21/set.
- For optional sliding seat depth adjustment, please specify **(MD)**. Add \$32.

ALTERNATE TEXTILE OPTIONS

- Graded-in textiles are available. No minimum quantities. Contact Customer Service for pricing.
- Bantam is a durable, bleach cleanable (9:1) vinyl, but due to the stiff nature of the textile, this vinyl is prone to bunching and will not upholster as smoothly as other coverings in this series.

DESCRIPTION

MODEL# / FEATURES



**Medium Back Multi-Tilter**  
 Unit weight: 50 LB | 22.7 KG  
 Carton weight: 56 LB | 25.4 KG  
 Carton volume: 10.5 FT³ | 0.29 M³

		List price							
<b>MVL2900</b>		669							
Fabric									
OVERALL DIMENSIONS			SEAT DIMENSIONS			BACK DIMENSIONS			
	W	D	H	W	D	H	W	H	
IN	24.5	25	41	19.5	19	17.5-21.5	20	20-22	
MM	622	635	1041	495	483	445-546	508	508-559	
Ergonomic features:		RTA 2		courier		1 per carton			
A, B, C, D, F, G, H, M, N, Q									

## GENNEX



model OTG11340



model OTG11341

### STANDARD FEATURES





- Multi-purpose guest/nesting chairs feature a flip up seat allowing chairs to stack horizontally.
- Durable Black steel frame.
- Black mesh back.
- Models with arms or without arms are available. Armchair features Black polyurethane armcaps.
- Dual wheel carpet casters are standard.
- Seat can be upholstered in all Global grade 1 seating textiles or in Luxhide bonded leather (see page 142).
- Compliant with the emissions guidelines set by the GREENGUARD Environmental Institute.
- Limited Lifetime Warranty (5-year exceptions apply - see page 146).
- Weight capacity for this series is 300 lbs.

### OPTIONAL FEATURES

- Hard surface flooring casters (**C9RSET4**) can be purchased separately. Add \$76/set.

### ALTERNATE TEXTILE OPTIONS

- Graded-in textiles are available (seat only). No minimum quantities. Contact Customer Service for pricing.

DESCRIPTION		MODEL# / FEATURES																																	
 <p><b>Nesting Guest Armchair w/Casters, Mesh Back and Uph Seat</b>                      Unit weight: 24 LB   10.9 KG                      Carton weight: 29 LB   13.15 KG                      Carton volume: 15.75 FT<sup>3</sup>   0.44 MT<sup>3</sup></p>	<p>Ergonomic features: M, N</p>	<p>List price</p> <p><b>OTG11340</b> 568</p>	<table border="1"> <thead> <tr> <th colspan="3">OVERALL DIMENSIONS</th> <th colspan="3">SEAT DIMENSIONS</th> <th colspan="2">BACK DIMENSIONS</th> </tr> <tr> <th>W</th> <th>D</th> <th>H</th> <th>W</th> <th>D</th> <th>H</th> <th>W</th> <th>H</th> </tr> </thead> <tbody> <tr> <td>IN 25.5</td> <td>22</td> <td>33</td> <td>17.5</td> <td>16.5</td> <td>20.5</td> <td>17</td> <td>15</td> </tr> <tr> <td>MM 648</td> <td>559</td> <td>838</td> <td>445</td> <td>419</td> <td>521</td> <td>432</td> <td>381</td> </tr> </tbody> </table>	OVERALL DIMENSIONS			SEAT DIMENSIONS			BACK DIMENSIONS		W	D	H	W	D	H	W	H	IN 25.5	22	33	17.5	16.5	20.5	17	15	MM 648	559	838	445	419	521	432	381
		OVERALL DIMENSIONS			SEAT DIMENSIONS			BACK DIMENSIONS																											
W	D	H	W	D	H	W	H																												
IN 25.5	22	33	17.5	16.5	20.5	17	15																												
MM 648	559	838	445	419	521	432	381																												
<p>RTA 00</p> <p>courier</p> <p>2 per carton (pricing and specifications are for one chair)</p> <p></p>																																			
 <p><b>Armless Nesting Guest Chair w/Casters, Mesh Back and Uph Seat</b>                      Unit weight: 21 LB   9.5 KG                      Carton weight: 25.5 LB   11.57 KG                      Carton volume: 13.25 FT<sup>3</sup>   0.37 MT<sup>3</sup></p>	<p>Ergonomic features: M, N</p>	<p>List price</p> <p><b>OTG11341</b> 511</p>	<table border="1"> <thead> <tr> <th colspan="3">OVERALL DIMENSIONS</th> <th colspan="3">SEAT DIMENSIONS</th> <th colspan="2">BACK DIMENSIONS</th> </tr> <tr> <th>W</th> <th>D</th> <th>H</th> <th>W</th> <th>D</th> <th>H</th> <th>W</th> <th>H</th> </tr> </thead> <tbody> <tr> <td>IN 22</td> <td>22</td> <td>33</td> <td>17.5</td> <td>16.5</td> <td>20.5</td> <td>17</td> <td>15</td> </tr> <tr> <td>MM 559</td> <td>559</td> <td>838</td> <td>445</td> <td>419</td> <td>521</td> <td>432</td> <td>381</td> </tr> </tbody> </table>	OVERALL DIMENSIONS			SEAT DIMENSIONS			BACK DIMENSIONS		W	D	H	W	D	H	W	H	IN 22	22	33	17.5	16.5	20.5	17	15	MM 559	559	838	445	419	521	432	381
		OVERALL DIMENSIONS			SEAT DIMENSIONS			BACK DIMENSIONS																											
W	D	H	W	D	H	W	H																												
IN 22	22	33	17.5	16.5	20.5	17	15																												
MM 559	559	838	445	419	521	432	381																												
<p>RTA 00</p> <p>courier</p> <p>2 per carton (pricing and specifications are for one chair)</p> <p></p>																																			

GEO



model OTG11636B

STANDARD FEATURES



- Value priced, quality mesh seating.
- Scuff resistant arched base.
- Features fixed loop style polypropylene arms.
- Dual wheel carpet casters (C65) are standard.
- Black mesh back.
- Seat is upholstered in Black mesh fabric (MS20).
- Compliant with the emissions guidelines set by the GREENGUARD Environmental Institute.
- Limited Lifetime Warranty (2-year exceptions apply - see page 146).
- Weight capacity for this series is 300 lbs.

CHAIR ADJUSTMENTS

- Center tilt with upright position tilt lock.
- Tilt tension adjustment.
- Pneumatic seat height adjustment.

OPTIONAL FEATURES

- Hard surface flooring casters (C65R) can be purchased separately. Add \$96/set.

DESCRIPTION	MODEL# / FEATURES	List price							
 <p><b>LB Tilter, Mesh Back and Uph Seat</b>                      Unit weight: 26 LB   11.8 KG                      Carton weight: 30 LB   13.61 KG                      Carton volume: 3.75 FT³   0.1 MT³</p>	<p><b>OTG11636B</b>                      Black mesh fabric</p> <p>Ergonomic features:                      A, B, C, M, N, S</p>	422							
		OVERALL DIMENSIONS			SEAT DIMENSIONS			BACK DIMENSIONS	
		W	D	H	W	D	H	W	H
IN	22	21	38	18.5	16.5	16.5-20.5	17.5	19	
MM	559	533	965	470	419	419-521	445	483	
		RTA 8	courier	1 per carton					

## HARDY



model OTG13080

### STANDARD FEATURES







- Light lounge swivel chair.
- Aluminum base with Chrome finished cylinder
- Black nylon glides are standard on model OTG13080.
- Dual wheel casters are standard on model OTG13081. Acceptable for use on hard surface flooring.
- Can be upholstered in all Global grade 1 seating textiles or in Luxhide bonded leather (see page 142).
- Limited Lifetime Warranty (5-year exceptions apply - see page 146).
- Weight capacity for this series is 300 lbs.

### CHAIR ADJUSTMENTS

- Pneumatic seat height adjustment.

### ALTERNATE TEXTILE OPTIONS

- Graded-in textiles are available. No minimum quantities. Contact Customer Service for pricing.

DESCRIPTION		MODEL# / FEATURES																																					
 <p><b>Swivel Lounge w/Glides</b> Unit weight: 27 LB   12.3 KG Carton weight: 32 LB   14.51 KG Carton volume: 9.25 FT<sup>3</sup>   0.26 MT<sup>3</sup></p>	<p><b>OTG13080</b></p> <p>Ergonomic features: C, M, N</p>	List price																																					
		1017																																					
		<table border="1"> <thead> <tr> <th rowspan="2"></th> <th colspan="3">OVERALL DIMENSIONS</th> <th colspan="3">SEAT DIMENSIONS</th> <th colspan="2">BACK DIMENSIONS</th> </tr> <tr> <th>W</th> <th>D</th> <th>H</th> <th>W</th> <th>D</th> <th>H</th> <th>W</th> <th>H</th> </tr> </thead> <tbody> <tr> <td>IN</td> <td>25</td> <td>26</td> <td>33</td> <td>15.5</td> <td>17.5</td> <td>16.5-20.5</td> <td>14</td> <td>14.5</td> </tr> <tr> <td>MM</td> <td>635</td> <td>660</td> <td>838</td> <td>394</td> <td>445</td> <td>419-521</td> <td>356</td> <td>368</td> </tr> </tbody> </table>				OVERALL DIMENSIONS			SEAT DIMENSIONS			BACK DIMENSIONS		W	D	H	W	D	H	W	H	IN	25	26	33	15.5	17.5	16.5-20.5	14	14.5	MM	635	660	838	394	445	419-521	356	368
	OVERALL DIMENSIONS			SEAT DIMENSIONS			BACK DIMENSIONS																																
	W	D	H	W	D	H	W	H																															
IN	25	26	33	15.5	17.5	16.5-20.5	14	14.5																															
MM	635	660	838	394	445	419-521	356	368																															
		<p>RTA 1  1 per carton </p>																																					
 <p><b>Swivel Lounge w/Casters</b> Unit weight: 27 LB   12.3 KG Carton weight: 32 LB   14.51 KG Carton volume: 9.25 FT<sup>3</sup>   0.26 MT<sup>3</sup></p>	<p><b>OTG13081</b></p> <p>Ergonomic features: C, M, N</p>	List price																																					
		1017																																					
		<table border="1"> <thead> <tr> <th rowspan="2"></th> <th colspan="3">OVERALL DIMENSIONS</th> <th colspan="3">SEAT DIMENSIONS</th> <th colspan="2">BACK DIMENSIONS</th> </tr> <tr> <th>W</th> <th>D</th> <th>H</th> <th>W</th> <th>D</th> <th>H</th> <th>W</th> <th>H</th> </tr> </thead> <tbody> <tr> <td>IN</td> <td>25</td> <td>26</td> <td>33</td> <td>15.5</td> <td>17.5</td> <td>16.5-20.5</td> <td>14</td> <td>14.5</td> </tr> <tr> <td>MM</td> <td>635</td> <td>660</td> <td>838</td> <td>394</td> <td>445</td> <td>419-521</td> <td>356</td> <td>368</td> </tr> </tbody> </table>				OVERALL DIMENSIONS			SEAT DIMENSIONS			BACK DIMENSIONS		W	D	H	W	D	H	W	H	IN	25	26	33	15.5	17.5	16.5-20.5	14	14.5	MM	635	660	838	394	445	419-521	356	368
	OVERALL DIMENSIONS			SEAT DIMENSIONS			BACK DIMENSIONS																																
	W	D	H	W	D	H	W	H																															
IN	25	26	33	15.5	17.5	16.5-20.5	14	14.5																															
MM	635	660	838	394	445	419-521	356	368																															
		<p>RTA 1  1 per carton </p>																																					

IBEX



model MVL2801



model MVL2814



model MVL2807



model MVL2809

STANDARD FEATURES

- Ergonomic mesh seating designed to promote good posture and provide maximum comfort. Designed by Zooley Chu, Canadian made.
- Available with four different mechanism options: synchro-tilter, multi-tilter, tilter and task. Height adjustable chairs available with task mechanism only.
- Standard with height adjustable T-arms with self-skinned urethane (SSU) armcaps (except armless and guest chairs).
- Dual wheel carpet casters (C1) are standard (except four-legged guest chairs).
- Guest chairs have polymer armcaps (except armless models), a welded steel wall saver frame and are shipped fully assembled.
- Mesh back and mesh seat models can only be upholstered in Black mesh (MS69).
- Mesh back and upholstered seat models: Mesh back is available in Black (MS69) only and seating surface can be upholstered in Luxhide bonded leather (various colors) or in all Global grade 1 seating textiles (see page 142).
- Compliant with the emissions guidelines set by the GREENGUARD Environmental Institute.
- Limited Lifetime Warranty (5-year exceptions apply - see page 146).
- Weight capacity for this series is 300 lbs.

CHAIR ADJUSTMENTS



- **Synchro-tilter chairs**
  - Synchro tilt with multi-position tilt lock.
  - Tilt tension adjustment.
  - Adjustable lumbar support.
  - Pneumatic seat height adjustment.
- **Multi-tilter chairs**
  - Infinite position tilt lock.
  - Tilt tension adjustment.
  - Infinite back and seat angle adjustment.
  - Adjustable lumbar support.
  - Pneumatic seat height adjustment.
- **Tilter chairs**
  - Center tilt with upright position tilt lock.
  - Tilt tension adjustment.
  - Seat depth adjustment.
  - Adjustable lumbar support.
  - Pneumatic seat height adjustment.
- **Task chairs**
  - Seat depth adjustment.
  - Adjustable lumbar support.
  - Pneumatic seat height adjustment.
- **Height adjustable chairs**
  - Task mechanism.
  - Adjustable lumbar support.
  - Pneumatic seat height adjustment.
  - Height adjustable Chrome footrest.





















OPTIONAL FEATURES

- For hard surface flooring casters, please specify **(C9R)**. Add \$21/set.
- For optional sliding seat depth adjustment on multi-tilter chairs, please specify **(MD)**. Add \$32.


ALTERNATE TEXTILE OPTIONS

- Graded-in textiles are available. No minimum quantities. Contact Customer Service for pricing.

DESCRIPTION	MODEL# / FEATURES																																			
 <p><b>Synchro-Tilter, Mesh Back and Uph Seat</b> Unit weight: 42 LB   19.1 KG Carton weight: 51 LB   23.13 KG Carton volume: 10.5 FT<sup>3</sup>   0.29 MT<sup>3</sup></p>	<p>List price</p> <p><b>MVL2801</b> 781 Luxhide bonded leather or fabric (previously MVL2801F)</p> <table border="1"> <thead> <tr> <th rowspan="2"></th> <th colspan="3">OVERALL DIMENSIONS</th> <th colspan="3">SEAT DIMENSIONS</th> <th colspan="2">BACK DIMENSIONS</th> </tr> <tr> <th>W</th> <th>D</th> <th>H</th> <th>W</th> <th>D</th> <th>H</th> <th>W</th> <th>H</th> </tr> </thead> <tbody> <tr> <td>IN</td> <td>26</td> <td>26.5</td> <td>39.5</td> <td>20</td> <td>18.5</td> <td>16.5-21.5</td> <td>19.5</td> <td>20.5</td> </tr> <tr> <td>MM</td> <td>660</td> <td>673</td> <td>1003</td> <td>508</td> <td>470</td> <td>419-546</td> <td>495</td> <td>521</td> </tr> </tbody> </table> <p>Ergonomic features: A, B, C, D, H, L, M, N</p> <p>RTA 2 courier 1 per carton CANADA GREENGUARD</p>		OVERALL DIMENSIONS			SEAT DIMENSIONS			BACK DIMENSIONS		W	D	H	W	D	H	W	H	IN	26	26.5	39.5	20	18.5	16.5-21.5	19.5	20.5	MM	660	673	1003	508	470	419-546	495	521
			OVERALL DIMENSIONS			SEAT DIMENSIONS			BACK DIMENSIONS																											
W		D	H	W	D	H	W	H																												
IN	26	26.5	39.5	20	18.5	16.5-21.5	19.5	20.5																												
MM	660	673	1003	508	470	419-546	495	521																												
 <p><b>Multi-Tilter, Mesh Back and Uph Seat</b> Unit weight: 47 LB   21.4 KG Carton weight: 56 LB   25.4 KG Carton volume: 10.5 FT<sup>3</sup>   0.29 MT<sup>3</sup></p>	<p>List price</p> <p><b>MVL2803</b> 851 Luxhide bonded leather or fabric (previously MVL2803F)</p> <table border="1"> <thead> <tr> <th rowspan="2"></th> <th colspan="3">OVERALL DIMENSIONS</th> <th colspan="3">SEAT DIMENSIONS</th> <th colspan="2">BACK DIMENSIONS</th> </tr> <tr> <th>W</th> <th>D</th> <th>H</th> <th>W</th> <th>D</th> <th>H</th> <th>W</th> <th>H</th> </tr> </thead> <tbody> <tr> <td>IN</td> <td>26</td> <td>27</td> <td>39.5</td> <td>20</td> <td>18.5</td> <td>17.5-22.5</td> <td>19.5</td> <td>20</td> </tr> <tr> <td>MM</td> <td>660</td> <td>686</td> <td>1003</td> <td>508</td> <td>470</td> <td>445-572</td> <td>495</td> <td>508</td> </tr> </tbody> </table> <p>Ergonomic features: A, B, C, D, F, G, H, M, N, S</p> <p>RTA 2 courier 1 per carton CANADA GREENGUARD</p>		OVERALL DIMENSIONS			SEAT DIMENSIONS			BACK DIMENSIONS		W	D	H	W	D	H	W	H	IN	26	27	39.5	20	18.5	17.5-22.5	19.5	20	MM	660	686	1003	508	470	445-572	495	508
			OVERALL DIMENSIONS			SEAT DIMENSIONS			BACK DIMENSIONS																											
W		D	H	W	D	H	W	H																												
IN	26	27	39.5	20	18.5	17.5-22.5	19.5	20																												
MM	660	686	1003	508	470	445-572	495	508																												

DESCRIPTION	MODEL# / FEATURES																																			
 <p><b>Tilter, Mesh Back and Uph Seat</b>                      Unit weight: 40 LB   18.2 KG                      Carton weight: 49 LB   22.23 KG                      Carton volume: 10.5 FT³   0.29 MT³</p>	List price <b>MVL2804</b> 747 Luxhide bonded leather or fabric (previously MVL2804F)																																			
	<table border="1"> <thead> <tr> <th rowspan="2"></th> <th colspan="3">OVERALL DIMENSIONS</th> <th colspan="3">SEAT DIMENSIONS</th> <th colspan="2">BACK DIMENSIONS</th> </tr> <tr> <th>W</th> <th>D</th> <th>H</th> <th>W</th> <th>D</th> <th>H</th> <th>W</th> <th>H</th> </tr> </thead> <tbody> <tr> <td>IN</td> <td>26</td> <td>26.5</td> <td>38.5</td> <td>20</td> <td>18.5</td> <td>16.5-21.5</td> <td>19.5</td> <td>20.5</td> </tr> <tr> <td>MM</td> <td>660</td> <td>673</td> <td>978</td> <td>508</td> <td>470</td> <td>419-546</td> <td>495</td> <td>521</td> </tr> </tbody> </table>		OVERALL DIMENSIONS			SEAT DIMENSIONS			BACK DIMENSIONS		W	D	H	W	D	H	W	H	IN	26	26.5	38.5	20	18.5	16.5-21.5	19.5	20.5	MM	660	673	978	508	470	419-546	495	521
			OVERALL DIMENSIONS			SEAT DIMENSIONS			BACK DIMENSIONS																											
		W	D	H	W	D	H	W	H																											
IN	26	26.5	38.5	20	18.5	16.5-21.5	19.5	20.5																												
MM	660	673	978	508	470	419-546	495	521																												
Ergonomic features: A, B, C, D, E, H, M, N, S																																				
	RTA 2  1 per carton  																																			
 <p><b>Task, Mesh Back and Uph Seat</b>                      Unit weight: 32 LB   14.5 KG                      Carton weight: 41 LB   18.6 KG                      Carton volume: 10.5 FT³   0.29 MT³</p>	List price <b>MVL2806</b> 679 Luxhide bonded leather or fabric (previously MVL2806F)																																			
	<table border="1"> <thead> <tr> <th rowspan="2"></th> <th colspan="3">OVERALL DIMENSIONS</th> <th colspan="3">SEAT DIMENSIONS</th> <th colspan="2">BACK DIMENSIONS</th> </tr> <tr> <th>W</th> <th>D</th> <th>H</th> <th>W</th> <th>D</th> <th>H</th> <th>W</th> <th>H</th> </tr> </thead> <tbody> <tr> <td>IN</td> <td>26</td> <td>26.5</td> <td>37</td> <td>20</td> <td>18.5</td> <td>16-21</td> <td>19.5</td> <td>20.5</td> </tr> <tr> <td>MM</td> <td>660</td> <td>673</td> <td>940</td> <td>508</td> <td>470</td> <td>406-533</td> <td>495</td> <td>521</td> </tr> </tbody> </table>		OVERALL DIMENSIONS			SEAT DIMENSIONS			BACK DIMENSIONS		W	D	H	W	D	H	W	H	IN	26	26.5	37	20	18.5	16-21	19.5	20.5	MM	660	673	940	508	470	406-533	495	521
			OVERALL DIMENSIONS			SEAT DIMENSIONS			BACK DIMENSIONS																											
		W	D	H	W	D	H	W	H																											
IN	26	26.5	37	20	18.5	16-21	19.5	20.5																												
MM	660	673	940	508	470	406-533	495	521																												
Ergonomic features: C, D, E, H, M, N																																				
	RTA 2  1 per carton  																																			
 <p><b>Armless Height Adjustable, Mesh Back and Uph Seat</b>                      Unit weight: 31 LB   14.1 KG                      Carton weight: 40 LB   18.14 KG                      Carton volume: 10.5 FT³   0.29 MT³</p>	List price <b>MVL2807</b> 779 Luxhide bonded leather or fabric (previously MVL2807F)																																			
	<table border="1"> <thead> <tr> <th rowspan="2"></th> <th colspan="3">OVERALL DIMENSIONS</th> <th colspan="3">SEAT DIMENSIONS</th> <th colspan="2">BACK DIMENSIONS</th> </tr> <tr> <th>W</th> <th>D</th> <th>H</th> <th>W</th> <th>D</th> <th>H</th> <th>W</th> <th>H</th> </tr> </thead> <tbody> <tr> <td>IN</td> <td>20</td> <td>26.5</td> <td>48</td> <td>20</td> <td>18.5</td> <td>23-33</td> <td>19.5</td> <td>20.5</td> </tr> <tr> <td>MM</td> <td>508</td> <td>673</td> <td>1219</td> <td>508</td> <td>470</td> <td>584-838</td> <td>495</td> <td>521</td> </tr> </tbody> </table>		OVERALL DIMENSIONS			SEAT DIMENSIONS			BACK DIMENSIONS		W	D	H	W	D	H	W	H	IN	20	26.5	48	20	18.5	23-33	19.5	20.5	MM	508	673	1219	508	470	584-838	495	521
			OVERALL DIMENSIONS			SEAT DIMENSIONS			BACK DIMENSIONS																											
		W	D	H	W	D	H	W	H																											
IN	20	26.5	48	20	18.5	23-33	19.5	20.5																												
MM	508	673	1219	508	470	584-838	495	521																												
Ergonomic features: C, D, M, N																																				
	RTA 2  1 per carton  																																			
 <p><b>Height Adjustable w/Arms, Mesh Back and Uph Seat</b>                      Unit weight: 37 LB   16.8 KG                      Carton weight: 46 LB   20.87 KG                      Carton volume: 10.5 FT³   0.29 MT³</p>	List price <b>MVL2808</b> 910 Luxhide bonded leather or fabric (previously MVL2808F)																																			
	<table border="1"> <thead> <tr> <th rowspan="2"></th> <th colspan="3">OVERALL DIMENSIONS</th> <th colspan="3">SEAT DIMENSIONS</th> <th colspan="2">BACK DIMENSIONS</th> </tr> <tr> <th>W</th> <th>D</th> <th>H</th> <th>W</th> <th>D</th> <th>H</th> <th>W</th> <th>H</th> </tr> </thead> <tbody> <tr> <td>IN</td> <td>26</td> <td>26.5</td> <td>48</td> <td>20</td> <td>18.5</td> <td>23-33</td> <td>19.5</td> <td>20.5</td> </tr> <tr> <td>MM</td> <td>660</td> <td>673</td> <td>1219</td> <td>508</td> <td>470</td> <td>584-838</td> <td>495</td> <td>521</td> </tr> </tbody> </table>		OVERALL DIMENSIONS			SEAT DIMENSIONS			BACK DIMENSIONS		W	D	H	W	D	H	W	H	IN	26	26.5	48	20	18.5	23-33	19.5	20.5	MM	660	673	1219	508	470	584-838	495	521
			OVERALL DIMENSIONS			SEAT DIMENSIONS			BACK DIMENSIONS																											
		W	D	H	W	D	H	W	H																											
IN	26	26.5	48	20	18.5	23-33	19.5	20.5																												
MM	660	673	1219	508	470	584-838	495	521																												
Ergonomic features: C, D, H, M, N																																				
	RTA 2  1 per carton  																																			
 <p><b>Guest Chair, Mesh Back and Uph Seat</b>                      Unit weight: 20 LB   9.1 KG                      Carton weight: 26 LB   11.79 KG                      Carton volume: 13.5 FT³   0.38 MT³</p>	List price <b>MVL2809</b> 575 Luxhide bonded leather or fabric (previously MVL2809F)																																			
	<table border="1"> <thead> <tr> <th rowspan="2"></th> <th colspan="3">OVERALL DIMENSIONS</th> <th colspan="3">SEAT DIMENSIONS</th> <th colspan="2">BACK DIMENSIONS</th> </tr> <tr> <th>W</th> <th>D</th> <th>H</th> <th>W</th> <th>D</th> <th>H</th> <th>W</th> <th>H</th> </tr> </thead> <tbody> <tr> <td>IN</td> <td>25.25</td> <td>24</td> <td>34.5</td> <td>19.5</td> <td>18</td> <td>17.5</td> <td>19</td> <td>17</td> </tr> <tr> <td>MM</td> <td>641</td> <td>610</td> <td>876</td> <td>495</td> <td>457</td> <td>445</td> <td>483</td> <td>432</td> </tr> </tbody> </table>		OVERALL DIMENSIONS			SEAT DIMENSIONS			BACK DIMENSIONS		W	D	H	W	D	H	W	H	IN	25.25	24	34.5	19.5	18	17.5	19	17	MM	641	610	876	495	457	445	483	432
			OVERALL DIMENSIONS			SEAT DIMENSIONS			BACK DIMENSIONS																											
		W	D	H	W	D	H	W	H																											
IN	25.25	24	34.5	19.5	18	17.5	19	17																												
MM	641	610	876	495	457	445	483	432																												
Stacks 5 high. Ergonomic features: M, N																																				
	RTA 00  1 per carton  																																			

**DESCRIPTION MODEL# / FEATURES**



**Guest Chair w/Casters, Mesh Back and Uph Seat**

Unit weight: 20 LB | 9.1 KG  
 Carton weight: 26 LB | 11.79 KG  
 Carton volume: 13.5 FT³ | 0.38 MT³

List price

**MVL2809C** 696  
 Luxhide bonded leather  
 or fabric (previously MVL2809CF)

	OVERALL DIMENSIONS			SEAT DIMENSIONS			BACK DIMENSIONS	
	W	D	H	W	D	H	W	H
IN	25.25	24	34.5	19.5	18	17.5	19	17
MM	641	610	876	495	457	445	483	432

Ergonomic features:  
 M, N

**RTA 00**

1 per carton



**Guest Bar Stool, Mesh Back and Uph Seat**

Unit weight: 25.5 LB | 11.6 KG  
 Carton weight: 36 LB | 16.33 KG  
 Carton volume: 20 FT³ | 0.56 MT³

List price

**MVL2809BSMU** 855  
 Luxhide bonded leather  
 or fabric

	OVERALL DIMENSIONS			SEAT DIMENSIONS			BACK DIMENSIONS	
	W	D	H	W	D	H	W	H
IN	25	25.75	45	19.5	17.5	28.5	18.5	16.5
MM	635	654	1143	495	445	724	470	419

Ergonomic features:  
 M, N

**RTA 00**

1 per carton



**Guest Bar Stool, Uph Back and Seat**

Unit weight: 25.5 LB | 11.6 KG  
 Carton weight: 36 LB | 16.33 KG  
 Carton volume: 20 FT³ | 0.56 MT³

List price

**MVL2809BSUU** 959  
 Luxhide bonded leather  
 or fabric

	OVERALL DIMENSIONS			SEAT DIMENSIONS			BACK DIMENSIONS	
	W	D	H	W	D	H	W	H
IN	25	25.75	45	19.5	18.5	28.5	18.5	16.5
MM	635	654	1143	495	470	724	470	419

Ergonomic features:  
 M, N

**RTA 00**

1 per carton



**Synchro-Tilter, Uph Back and Seat**

Unit weight: 42 LB | 19.1 KG  
 Carton weight: 51 LB | 23.13 KG  
 Carton volume: 10.5 FT³ | 0.29 MT³

List price

**MVL2811** 886  
 Luxhide bonded leather  
 or fabric (previously MVL2811F)

	OVERALL DIMENSIONS			SEAT DIMENSIONS			BACK DIMENSIONS	
	W	D	H	W	D	H	W	H
IN	26	26.5	39.5	20	18.5	16.5-21.5	19.5	20.5
MM	660	673	1003	508	470	419-546	495	521

Ergonomic features:  
 A, B, C, D, H, L, M, N

**RTA 2**



1 per carton



**Multi-Tilter, Uph Back and Seat**

Unit weight: 47 LB | 21.4 KG  
 Carton weight: 56 LB | 25.4 KG  
 Carton volume: 10.5 FT³ | 0.29 MT³

List price

**MVL2813** 959  
 Luxhide bonded leather  
 or fabric (previously MVL2813F)

	OVERALL DIMENSIONS			SEAT DIMENSIONS			BACK DIMENSIONS	
	W	D	H	W	D	H	W	H
IN	26	27	39.5	20	18.5	17.5-22.5	19.5	20
MM	660	686	1003	508	470	445-572	495	508

Ergonomic features:  
 A, B, C, D, F, G, H, M, N, S




















**RTA 2**




1 per carton





DESCRIPTION	MODEL# / FEATURES																																
 <p><b>Tilter, Uph Back and Seat</b>                      Unit weight: 40 LB   18.2 KG                      Carton weight: 49 LB   22.23 KG                      Carton volume: 10.5 FT³   0.29 MT³</p>	<p>List price</p> <p><b>MVL2814</b> 850                      Luxhide bonded leather or fabric (previously MVL2814F)</p>																																
	<table border="1"> <thead> <tr> <th colspan="3">OVERALL DIMENSIONS</th> <th colspan="3">SEAT DIMENSIONS</th> <th colspan="2">BACK DIMENSIONS</th> </tr> <tr> <th>W</th> <th>D</th> <th>H</th> <th>W</th> <th>D</th> <th>H</th> <th>W</th> <th>H</th> </tr> </thead> <tbody> <tr> <td>IN 26</td> <td>26.5</td> <td>38.5</td> <td>20</td> <td>18.5</td> <td>16.5-21.5</td> <td>19.5</td> <td>20.5</td> </tr> <tr> <td>MM 660</td> <td>673</td> <td>978</td> <td>508</td> <td>470</td> <td>419-546</td> <td>495</td> <td>521</td> </tr> </tbody> </table>	OVERALL DIMENSIONS			SEAT DIMENSIONS			BACK DIMENSIONS		W	D	H	W	D	H	W	H	IN 26	26.5	38.5	20	18.5	16.5-21.5	19.5	20.5	MM 660	673	978	508	470	419-546	495	521
	OVERALL DIMENSIONS			SEAT DIMENSIONS			BACK DIMENSIONS																										
	W	D	H	W	D	H	W	H																									
	IN 26	26.5	38.5	20	18.5	16.5-21.5	19.5	20.5																									
MM 660	673	978	508	470	419-546	495	521																										
<p>Ergonomic features:                      A, B, C, D, E, H, M, N, S</p> <p>RTA 2  1 per carton  </p>																																	
 <p><b>Task, Uph Back and Seat</b>                      Unit weight: 32 LB   14.5 KG                      Carton weight: 41 LB   18.6 KG                      Carton volume: 10.5 FT³   0.29 MT³</p>	<p>List price</p> <p><b>MVL2816</b> 787                      Luxhide bonded leather or fabric (previously MVL2816F)</p>																																
	<table border="1"> <thead> <tr> <th colspan="3">OVERALL DIMENSIONS</th> <th colspan="3">SEAT DIMENSIONS</th> <th colspan="2">BACK DIMENSIONS</th> </tr> <tr> <th>W</th> <th>D</th> <th>H</th> <th>W</th> <th>D</th> <th>H</th> <th>W</th> <th>H</th> </tr> </thead> <tbody> <tr> <td>IN 26</td> <td>26.5</td> <td>37</td> <td>20</td> <td>18.5</td> <td>16-21</td> <td>19.5</td> <td>20.5</td> </tr> <tr> <td>MM 660</td> <td>673</td> <td>940</td> <td>508</td> <td>470</td> <td>406-533</td> <td>495</td> <td>521</td> </tr> </tbody> </table>	OVERALL DIMENSIONS			SEAT DIMENSIONS			BACK DIMENSIONS		W	D	H	W	D	H	W	H	IN 26	26.5	37	20	18.5	16-21	19.5	20.5	MM 660	673	940	508	470	406-533	495	521
	OVERALL DIMENSIONS			SEAT DIMENSIONS			BACK DIMENSIONS																										
	W	D	H	W	D	H	W	H																									
	IN 26	26.5	37	20	18.5	16-21	19.5	20.5																									
MM 660	673	940	508	470	406-533	495	521																										
<p>Ergonomic features:                      C, D, E, H, M, N</p> <p>RTA 2  1 per carton  </p>																																	
 <p><b>Armless Height Adjustable, Uph Back and Seat</b>                      Unit weight: 31 LB   14.1 KG                      Carton weight: 40 LB   18.14 KG                      Carton volume: 10.5 FT³   0.29 MT³</p>	<p>List price</p> <p><b>MVL2817</b> 883                      Luxhide bonded leather or fabric (previously MVL2817F)</p>																																
	<table border="1"> <thead> <tr> <th colspan="3">OVERALL DIMENSIONS</th> <th colspan="3">SEAT DIMENSIONS</th> <th colspan="2">BACK DIMENSIONS</th> </tr> <tr> <th>W</th> <th>D</th> <th>H</th> <th>W</th> <th>D</th> <th>H</th> <th>W</th> <th>H</th> </tr> </thead> <tbody> <tr> <td>IN 20</td> <td>26.5</td> <td>48</td> <td>20</td> <td>18.5</td> <td>23-33</td> <td>19.5</td> <td>20.5</td> </tr> <tr> <td>MM 508</td> <td>673</td> <td>1219</td> <td>508</td> <td>470</td> <td>584-838</td> <td>495</td> <td>521</td> </tr> </tbody> </table>	OVERALL DIMENSIONS			SEAT DIMENSIONS			BACK DIMENSIONS		W	D	H	W	D	H	W	H	IN 20	26.5	48	20	18.5	23-33	19.5	20.5	MM 508	673	1219	508	470	584-838	495	521
	OVERALL DIMENSIONS			SEAT DIMENSIONS			BACK DIMENSIONS																										
	W	D	H	W	D	H	W	H																									
	IN 20	26.5	48	20	18.5	23-33	19.5	20.5																									
MM 508	673	1219	508	470	584-838	495	521																										
<p>Ergonomic features:                      C, D, M, N</p> <p>RTA 2  1 per carton  </p>																																	
 <p><b>Height Adjustable w/Arms, Uph Back and Seat</b>                      Unit weight: 37 LB   16.8 KG                      Carton weight: 46 LB   20.87 KG                      Carton volume: 10.5 FT³   0.29 MT³</p>	<p>List price</p> <p><b>MVL2818</b> 1013                      Luxhide bonded leather or fabric (previously MVL2818F)</p>																																
	<table border="1"> <thead> <tr> <th colspan="3">OVERALL DIMENSIONS</th> <th colspan="3">SEAT DIMENSIONS</th> <th colspan="2">BACK DIMENSIONS</th> </tr> <tr> <th>W</th> <th>D</th> <th>H</th> <th>W</th> <th>D</th> <th>H</th> <th>W</th> <th>H</th> </tr> </thead> <tbody> <tr> <td>IN 26</td> <td>26.5</td> <td>48</td> <td>20</td> <td>18.5</td> <td>23-33</td> <td>19.5</td> <td>20.5</td> </tr> <tr> <td>MM 660</td> <td>673</td> <td>1219</td> <td>508</td> <td>470</td> <td>584-838</td> <td>495</td> <td>521</td> </tr> </tbody> </table>	OVERALL DIMENSIONS			SEAT DIMENSIONS			BACK DIMENSIONS		W	D	H	W	D	H	W	H	IN 26	26.5	48	20	18.5	23-33	19.5	20.5	MM 660	673	1219	508	470	584-838	495	521
	OVERALL DIMENSIONS			SEAT DIMENSIONS			BACK DIMENSIONS																										
	W	D	H	W	D	H	W	H																									
	IN 26	26.5	48	20	18.5	23-33	19.5	20.5																									
MM 660	673	1219	508	470	584-838	495	521																										
<p>Ergonomic features:                      C, D, H, M, N</p> <p>RTA 2  1 per carton  </p>																																	
 <p><b>Guest Chair, Uph Back and Seat</b>                      Unit weight: 20 LB   9.1 KG                      Carton weight: 26 LB   11.79 KG                      Carton volume: 13.5 FT³   0.38 MT³</p>	<p>List price</p> <p><b>MVL2819</b> 675                      Luxhide bonded leather or fabric (previously MVL2819F)</p>																																
	<p>Stacks 5 high.</p> <table border="1"> <thead> <tr> <th colspan="3">OVERALL DIMENSIONS</th> <th colspan="3">SEAT DIMENSIONS</th> <th colspan="2">BACK DIMENSIONS</th> </tr> <tr> <th>W</th> <th>D</th> <th>H</th> <th>W</th> <th>D</th> <th>H</th> <th>W</th> <th>H</th> </tr> </thead> <tbody> <tr> <td>IN 25.25</td> <td>24</td> <td>34.5</td> <td>19.5</td> <td>18</td> <td>17.5</td> <td>19</td> <td>17</td> </tr> <tr> <td>MM 641</td> <td>610</td> <td>876</td> <td>495</td> <td>457</td> <td>445</td> <td>483</td> <td>432</td> </tr> </tbody> </table>	OVERALL DIMENSIONS			SEAT DIMENSIONS			BACK DIMENSIONS		W	D	H	W	D	H	W	H	IN 25.25	24	34.5	19.5	18	17.5	19	17	MM 641	610	876	495	457	445	483	432
	OVERALL DIMENSIONS			SEAT DIMENSIONS			BACK DIMENSIONS																										
	W	D	H	W	D	H	W	H																									
	IN 25.25	24	34.5	19.5	18	17.5	19	17																									
MM 641	610	876	495	457	445	483	432																										
<p>Back exterior upholstered in Jenny, Ebony (JN02).</p> <p>Ergonomic features:                      M, N</p> <p>RTA 00 1 per carton  </p>																																	

DESCRIPTION MODEL# / FEATURES



**Guest Chair w/Casters, Uph Back and Seat**  
 Unit weight: 20 LB | 9.1 KG  
 Carton weight: 26 LB | 11.79 KG  
 Carton volume: 13.5 FT³ | 0.38 MT³

List price

**MVL2819C** 790  
 Luxhide bonded leather  
 or fabric (previously MVL2819CF)

	OVERALL DIMENSIONS			SEAT DIMENSIONS			BACK DIMENSIONS	
	W	D	H	W	D	H	W	H
Back exterior upholstered in Jenny, Ebony (JN02).	IN 25.25 MM 641	24 610	34.5 876	19.5 495	18 457	17.5 445	19 483	17 432
Ergonomic features: M, N	RTA 00		1 per carton	CANADA		certified		



**Synchro-Tilter, Mesh Back and Seat**  
 Unit weight: 42 LB | 19.1 KG  
 Carton weight: 51 LB | 23.13 KG  
 Carton volume: 10.5 FT³ | 0.29 MT³

List price

**MVL2821** 930  
 Black mesh

	OVERALL DIMENSIONS			SEAT DIMENSIONS			BACK DIMENSIONS	
	W	D	H	W	D	H	W	H
Ergonomic features: A, B, C, D, H, L, M	IN 26 MM 660	26.5 673	39.5 1003	20 508	18.5 470	16.5-21.5 419-546	19.5 495	20.5 521
Ergonomic features: A, B, C, D, H, L, M	RTA 2		courier	1 per carton	ENGINEERED TESTER ASSEMBLED CONÇU TESTE MONTÉ		certified	



**Multi-Tilter, Mesh Back and Seat**  
 Unit weight: 47 LB | 21.4 KG  
 Carton weight: 56 LB | 25.4 KG  
 Carton volume: 10.5 FT³ | 0.29 MT³

List price

**MVL2823** 1001  
 Black mesh

	OVERALL DIMENSIONS			SEAT DIMENSIONS			BACK DIMENSIONS	
	W	D	H	W	D	H	W	H
Ergonomic features: A, B, C, D, F, G, H, M, S	IN 26 MM 660	27 686	39.5 1003	20 508	18.5 470	17.5-22.5 445-572	19.5 495	20 508
Ergonomic features: A, B, C, D, F, G, H, M, S	RTA 2		courier	1 per carton	ENGINEERED TESTER ASSEMBLED CONÇU TESTE MONTÉ		certified	



**Tilter, Mesh Back and Seat**  
 Unit weight: 40 LB | 18.2 KG  
 Carton weight: 49 LB | 22.23 KG  
 Carton volume: 10.5 FT³ | 0.29 MT³

List price

**MVL2824** 893  
 Black mesh

	OVERALL DIMENSIONS			SEAT DIMENSIONS			BACK DIMENSIONS	
	W	D	H	W	D	H	W	H
Ergonomic features: A, B, C, D, E, H, M, S	IN 26 MM 660	26.5 673	38.5 978	20 508	18.5 470	16.5-21.5 419-546	19.5 495	20.5 521
Ergonomic features: A, B, C, D, E, H, M, S	RTA 2		courier	1 per carton	ENGINEERED TESTER ASSEMBLED CONÇU TESTE MONTÉ		certified	



**Task, Mesh Back and Seat**  
 Unit weight: 32 LB | 14.5 KG  
 Carton weight: 41 LB | 18.6 KG  
 Carton volume: 10.5 FT³ | 0.29 MT³

List price

**MVL2826** 829  
 Black mesh

	OVERALL DIMENSIONS			SEAT DIMENSIONS			BACK DIMENSIONS	
	W	D	H	W	D	H	W	H
Ergonomic features: C, D, E, H, M	IN 26 MM 660	26.5 673	37 940	20 508	18.5 470	16-21 406-533	19.5 495	20.5 521
Ergonomic features: C, D, E, H, M	RTA 2		courier	1 per carton	ENGINEERED TESTER ASSEMBLED CONÇU TESTE MONTÉ		certified	





**Armless Height Adjustable, Mesh Back and Seat**  
 Unit weight: 31 LB | 14.1 KG  
 Carton weight: 40 LB | 18.14 KG  
 Carton volume: 10.5 FT³ | 0.29 MT³


List price


**MVL2827** 927  
 Black mesh


	OVERALL DIMENSIONS			SEAT DIMENSIONS			BACK DIMENSIONS	
	W	D	H	W	D	H	W	H
Ergonomic features: C, D, M	IN 20 MM 508	26.5 673	48 1219	20 508	18.5 470	23-33 584-838	19.5 495	20.5 521
Ergonomic features: C, D, M	RTA 2		courier	1 per carton	ENGINEERED TESTER ASSEMBLED CONÇU TESTE MONTÉ		certified	

DESCRIPTION	MODEL# / FEATURES	List price																																
 <p><b>Height Adjustable w/Arms, Mesh Back and Seat</b>                      Unit weight: 37 LB   16.8 KG                      Carton weight: 46 LB   20.87 KG                      Carton volume: 10.5 FT<sup>3</sup>   0.29 MT<sup>3</sup></p>	<b>MVL2828</b> Black mesh	1054																																
	<table border="1"> <thead> <tr> <th colspan="3">OVERALL DIMENSIONS</th> <th colspan="3">SEAT DIMENSIONS</th> <th colspan="2">BACK DIMENSIONS</th> </tr> <tr> <th>W</th> <th>D</th> <th>H</th> <th>W</th> <th>D</th> <th>H</th> <th>W</th> <th>H</th> </tr> </thead> <tbody> <tr> <td>IN 26</td> <td>26.5</td> <td>48</td> <td>20</td> <td>18.5</td> <td>23-33</td> <td>19.5</td> <td>20.5</td> </tr> <tr> <td>MM 660</td> <td>673</td> <td>1219</td> <td>508</td> <td>470</td> <td>584-838</td> <td>495</td> <td>521</td> </tr> </tbody> </table>		OVERALL DIMENSIONS			SEAT DIMENSIONS			BACK DIMENSIONS		W	D	H	W	D	H	W	H	IN 26	26.5	48	20	18.5	23-33	19.5	20.5	MM 660	673	1219	508	470	584-838	495	521
	OVERALL DIMENSIONS			SEAT DIMENSIONS			BACK DIMENSIONS																											
W	D	H	W	D	H	W	H																											
IN 26	26.5	48	20	18.5	23-33	19.5	20.5																											
MM 660	673	1219	508	470	584-838	495	521																											
Ergonomic features: C, D, H, M		RTA 2    coultier    1 per carton    ENGINEERED TESTER ASSEMBLED SINCE TESTE MONTÉ    CANADIAN																																

DESCRIPTION	MODEL# / FEATURES	List price																																
 <p><b>Armless Guest Chair, Mesh Back and Uph Seat</b>                      Unit weight: 19 LB   8.6 KG                      Carton weight: 25 LB   11.34 KG                      Carton volume: 13 FT<sup>3</sup>   0.36 MT<sup>3</sup></p>	<b>MVL2831</b> Luxhide bonded leather or fabric (previously MVL2831F)	535																																
	<table border="1"> <thead> <tr> <th colspan="3">OVERALL DIMENSIONS</th> <th colspan="3">SEAT DIMENSIONS</th> <th colspan="2">BACK DIMENSIONS</th> </tr> <tr> <th>W</th> <th>D</th> <th>H</th> <th>W</th> <th>D</th> <th>H</th> <th>W</th> <th>H</th> </tr> </thead> <tbody> <tr> <td>IN 20</td> <td>24</td> <td>34.5</td> <td>19.5</td> <td>18</td> <td>17.5</td> <td>19</td> <td>17</td> </tr> <tr> <td>MM 508</td> <td>610</td> <td>876</td> <td>495</td> <td>457</td> <td>445</td> <td>483</td> <td>432</td> </tr> </tbody> </table>		OVERALL DIMENSIONS			SEAT DIMENSIONS			BACK DIMENSIONS		W	D	H	W	D	H	W	H	IN 20	24	34.5	19.5	18	17.5	19	17	MM 508	610	876	495	457	445	483	432
	OVERALL DIMENSIONS			SEAT DIMENSIONS			BACK DIMENSIONS																											
W	D	H	W	D	H	W	H																											
IN 20	24	34.5	19.5	18	17.5	19	17																											
MM 508	610	876	495	457	445	483	432																											
Stacks 5 high. Ergonomic features: M, N		RTA 00    1 per carton    CANADA    CANADIAN																																

DESCRIPTION	MODEL# / FEATURES	List price																																
 <p><b>Armless Guest Chair w/Casters, Mesh Back and Uph Seat</b>                      Unit weight: 19 LB   8.6 KG                      Carton weight: 25 LB   11.34 KG                      Carton volume: 13 FT<sup>3</sup>   0.36 MT<sup>3</sup></p>	<b>MVL2831C</b> Luxhide bonded leather or fabric (previously MVL2831CF)	657																																
	<table border="1"> <thead> <tr> <th colspan="3">OVERALL DIMENSIONS</th> <th colspan="3">SEAT DIMENSIONS</th> <th colspan="2">BACK DIMENSIONS</th> </tr> <tr> <th>W</th> <th>D</th> <th>H</th> <th>W</th> <th>D</th> <th>H</th> <th>W</th> <th>H</th> </tr> </thead> <tbody> <tr> <td>IN 20</td> <td>24</td> <td>34.5</td> <td>19.5</td> <td>18</td> <td>17.5</td> <td>19</td> <td>17</td> </tr> <tr> <td>MM 508</td> <td>610</td> <td>876</td> <td>495</td> <td>457</td> <td>445</td> <td>483</td> <td>432</td> </tr> </tbody> </table>		OVERALL DIMENSIONS			SEAT DIMENSIONS			BACK DIMENSIONS		W	D	H	W	D	H	W	H	IN 20	24	34.5	19.5	18	17.5	19	17	MM 508	610	876	495	457	445	483	432
	OVERALL DIMENSIONS			SEAT DIMENSIONS			BACK DIMENSIONS																											
W	D	H	W	D	H	W	H																											
IN 20	24	34.5	19.5	18	17.5	19	17																											
MM 508	610	876	495	457	445	483	432																											
Ergonomic features: M, N		RTA 00    1 per carton    CANADA    CANADIAN																																

DESCRIPTION	MODEL# / FEATURES	List price																																
 <p><b>Armless Guest Bar Stool, Mesh Back and Uph Seat</b>                      Unit weight: 24 LB   10.9 KG                      Carton weight: 34 LB   15.42 KG                      Carton volume: 15.75 FT<sup>3</sup>   0.44 MT<sup>3</sup></p>	<b>MVL2831BSMU</b> Luxhide bonded leather or fabric	812																																
	<table border="1"> <thead> <tr> <th colspan="3">OVERALL DIMENSIONS</th> <th colspan="3">SEAT DIMENSIONS</th> <th colspan="2">BACK DIMENSIONS</th> </tr> <tr> <th>W</th> <th>D</th> <th>H</th> <th>W</th> <th>D</th> <th>H</th> <th>W</th> <th>H</th> </tr> </thead> <tbody> <tr> <td>IN 20.75</td> <td>25.75</td> <td>45</td> <td>19.5</td> <td>17.5</td> <td>28.5</td> <td>18.5</td> <td>16.5</td> </tr> <tr> <td>MM 527</td> <td>654</td> <td>1143</td> <td>495</td> <td>445</td> <td>724</td> <td>470</td> <td>419</td> </tr> </tbody> </table>		OVERALL DIMENSIONS			SEAT DIMENSIONS			BACK DIMENSIONS		W	D	H	W	D	H	W	H	IN 20.75	25.75	45	19.5	17.5	28.5	18.5	16.5	MM 527	654	1143	495	445	724	470	419
	OVERALL DIMENSIONS			SEAT DIMENSIONS			BACK DIMENSIONS																											
W	D	H	W	D	H	W	H																											
IN 20.75	25.75	45	19.5	17.5	28.5	18.5	16.5																											
MM 527	654	1143	495	445	724	470	419																											
Ergonomic features: M, N		RTA 00    1 per carton    CANADA    CANADIAN																																

DESCRIPTION	MODEL# / FEATURES	List price																																
 <p><b>Armless Guest Bar Stool, Uph Back and Seat</b>                      Unit weight: 24 LB   10.9 KG                      Carton weight: 34 LB   15.42 KG                      Carton volume: 15.75 FT<sup>3</sup>   0.44 MT<sup>3</sup></p>	<b>MVL2831BSUU</b> Luxhide bonded leather or fabric	917																																
	<table border="1"> <thead> <tr> <th colspan="3">OVERALL DIMENSIONS</th> <th colspan="3">SEAT DIMENSIONS</th> <th colspan="2">BACK DIMENSIONS</th> </tr> <tr> <th>W</th> <th>D</th> <th>H</th> <th>W</th> <th>D</th> <th>H</th> <th>W</th> <th>H</th> </tr> </thead> <tbody> <tr> <td>IN 20.75</td> <td>25.75</td> <td>45</td> <td>19.5</td> <td>18.5</td> <td>28.5</td> <td>18.5</td> <td>16.5</td> </tr> <tr> <td>MM 527</td> <td>654</td> <td>1143</td> <td>495</td> <td>470</td> <td>724</td> <td>470</td> <td>419</td> </tr> </tbody> </table>		OVERALL DIMENSIONS			SEAT DIMENSIONS			BACK DIMENSIONS		W	D	H	W	D	H	W	H	IN 20.75	25.75	45	19.5	18.5	28.5	18.5	16.5	MM 527	654	1143	495	470	724	470	419
	OVERALL DIMENSIONS			SEAT DIMENSIONS			BACK DIMENSIONS																											
W	D	H	W	D	H	W	H																											
IN 20.75	25.75	45	19.5	18.5	28.5	18.5	16.5																											
MM 527	654	1143	495	470	724	470	419																											
Ergonomic features: M, N		RTA 00    1 per carton    CANADA    CANADIAN																																

DESCRIPTION MODEL# / FEATURES



List price

**MVL2832** 636  
Luxehide bonded leather  
or fabric (previously MVL2832F)

Stacks 5 high.

	OVERALL DIMENSIONS			SEAT DIMENSIONS			BACK DIMENSIONS	
	W	D	H	W	D	H	W	H

Back exterior upholstered  
in Jenny, Ebony (JN02).

IN	20	24	34.5	19.5	18	17.5	19	17
MM	508	610	876	495	457	445	483	432

Ergonomic features:  
M, N


RTA 00

1 per carton



**Armless Guest Chair, Uph Back and Seat**

Unit weight: 20 LB | 9.1 KG  
Carton weight: 26 LB | 11.79 KG  
Carton volume: 13 FT³ | 0.36 MT³



List price

**MVL2832C** 749  
Luxehide bonded leather  
or fabric (previously MVL2832CF)

Back exterior upholstered  
in Jenny, Ebony (JN02).

	OVERALL DIMENSIONS			SEAT DIMENSIONS			BACK DIMENSIONS	
	W	D	H	W	D	H	W	H

IN	20	24	34.5	19.5	18	17.5	19	17
MM	508	610	876	495	457	445	483	432

Ergonomic features:  
M, N

RTA 00

1 per carton



**Armless Guest Chair w/Casters, Uph Back and Seat**

Unit weight: 20 LB | 9.1 KG  
Carton weight: 26 LB | 11.79 KG  
Carton volume: 13 FT³ | 0.36 MT³

IONIC BENCHES



model MLUB-2

STANDARD FEATURES

- Upholstered bench with signature H-legs and generous seating area in one, two and three seater options.
- Durable and ideal for open spaces and common areas.
- 2" thick fully upholstered cushions banded on all four sides.
- Cushion is secured to H-legs with T-nuts.
- Can be upholstered in all Global grade 1 seating textiles or in Luxhide bonded leather (see page 142).
- Shipped easy to assemble.
- Limited Lifetime Warranty (5-year exceptions apply - see page 146).
- Weight capacity for this series is 300 lbs.

LEG FINISHES





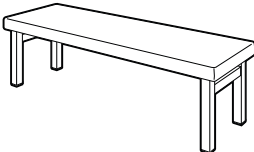

- Legs are painted in a durable Sandtex finish with low profile plastic glides. Available in the following finishes:  
TBL Black  
TDW Designer White  
TTU Tungsten

ALTERNATE TEXTILE OPTIONS

- Graded-in textiles are available. No minimum quantities. Contact Customer Service for pricing.

COMPLEMENTARY COFFEE TABLES

- For Ionic coffee tables, see page 106.

DESCRIPTION	MODEL# / FEATURES	List price								
	MLUB-1	649								
 <p><b>One Seater Bench</b> Unit weight: 19 LB   8.6 KG Carton weight: 24 LB   10.89 KG Carton volume: 3 FT<sup>3</sup>   0.08 MT<sup>3</sup></p>		<b>OVERALL DIMENSIONS</b>			<b>SEAT DIMENSIONS</b>			<b>BACK DIMENSIONS</b>		
		<b>W</b>	<b>D</b>	<b>H</b>	<b>W</b>	<b>D</b>	<b>H</b>	<b>W</b>	<b>H</b>	
		IN 26.5	20.5	18	-	-	-	-	-	
		MM 673	521	457	-	-	-	-	-	
		<b>RTA 1</b>	<b>courier</b>	1 cartons						
	MLUB-2	780								
 <p><b>Two Seater Bench</b> Unit weight: 26 LB   11.8 KG Carton weight: 32 LB   14.51 KG Carton volume: 4 FT<sup>3</sup>   0.11 MT<sup>3</sup></p>		<b>OVERALL DIMENSIONS</b>			<b>SEAT DIMENSIONS</b>			<b>BACK DIMENSIONS</b>		
		<b>W</b>	<b>D</b>	<b>H</b>	<b>W</b>	<b>D</b>	<b>H</b>	<b>W</b>	<b>H</b>	
		IN 42.5	20.5	18	-	-	-	-	-	
		MM 1080	521	457	-	-	-	-	-	
		<b>RTA 1</b>	<b>courier</b>	1 cartons						
	MLUB-3	996								
 <p><b>Three Seater Bench</b> Unit weight: 43 LB   19.5 KG Carton weight: 51 LB   23.13 KG Carton volume: 6 FT<sup>3</sup>   0.16 MT<sup>3</sup></p>		<b>OVERALL DIMENSIONS</b>			<b>SEAT DIMENSIONS</b>			<b>BACK DIMENSIONS</b>		
		<b>W</b>	<b>D</b>	<b>H</b>	<b>W</b>	<b>D</b>	<b>H</b>	<b>W</b>	<b>H</b>	
		IN 63.5	20.5	18	-	-	-	-	-	
		MM 1613	521	457	-	-	-	-	-	
		<b>RTA 1</b>	<b>courier</b>	1 cartons						

**JAVA**



model **OTG10902**

**STANDARD FEATURES**

- Tilter chair with durable rear shroud.
- Flared fixed loop arms.
- Black frame and Black spider base.
- Dual wheel carpet casters (C65) are standard.
- Only available in Black mesh fabric (MS20) seat with contrasting Grey mesh back.
- Compliant with the emissions guidelines set by the GREENGUARD Environmental Institute.
- Limited Lifetime Warranty (2-year exceptions apply - see page 146).
- Weight capacity for this series is 300 lbs.

**CHAIR ADJUSTMENTS**

- Center tilt with upright position tilt lock.
- Tilt tension adjustment.
- Pneumatic seat height adjustment.

**OPTIONAL FEATURES**

- Hard surface flooring casters (**C65R**) can be purchased separately. Add \$96/set.

**DESCRIPTION**

**MODEL# / FEATURES**



**High Back Tilter**

Unit weight: 23 LB | 10.5 KG  
 Carton weight: 28 LB | 12.7 KG  
 Carton volume: 3.4 FT³ | 0.09 MT³

List price  
**OTG10902** 407

OVERALL DIMENSIONS			SEAT DIMENSIONS			BACK DIMENSIONS		
	W	D	H	W	D	H	W	H
IN	24	23	39	19.5	17	17-21	18	20
MM	610	584	991	495	432	432-533	457	508

Ergonomic features:  
 A, B, C, M, N, S



1 per carton



KAYSEE



model OTG12112B

STANDARD FEATURES


- Mesh high back tilter chair.
- Standard with height adjustable T-arms with self-skinned urethane (SSU) armcaps.
- Black base with dual wheel carpet casters (C1) are standard.
- Only available with Black Luxhide bonded leather seat and Black mesh back.
- Compliant with the emissions guidelines set by the GREENGUARD Environmental Institute.
- Limited Lifetime Warranty (2-year exceptions apply - see page 146).
- Weight capacity for this series is 300 lbs.

CHAIR ADJUSTMENTS

- Center tilt with upright position tilt lock.
- Tilt tension adjustment.
- Height adjustable flexible lumbar support.
- Pneumatic seat height adjustment.

OPTIONAL FEATURES

- Hard surface flooring casters (C9R) can be purchased separately. Add \$96/set.

DESCRIPTION	MODEL# / FEATURES	List price																																						
 <p><b>High Back Tilter</b> Unit weight: 34 LB   15.5 KG Carton weight: 40 LB   18.14 KG Carton volume: 4.1 FT<sup>3</sup>   0.11 MT<sup>3</sup></p>	OTG12112B	487																																						
	<p>Ergonomic features: A, B, C, D, H, S, M, N</p>	<p>RTA 8</p> <p>courier</p> <p>1 per carton</p>	<table border="1"> <thead> <tr> <th colspan="3">OVERALL DIMENSIONS</th> <th colspan="3">SEAT DIMENSIONS</th> <th colspan="2">BACK DIMENSIONS</th> </tr> <tr> <th>W</th> <th>D</th> <th>H</th> <th>W</th> <th>D</th> <th>H</th> <th>W</th> <th>H</th> </tr> </thead> <tbody> <tr> <td>IN 25</td> <td>24</td> <td>41</td> <td>20</td> <td>18</td> <td>16.5-20.5</td> <td>18</td> <td>22</td> </tr> <tr> <td>MM 635</td> <td>610</td> <td>1041</td> <td>508</td> <td>457</td> <td>419-521</td> <td>457</td> <td>559</td> </tr> </tbody> </table>						OVERALL DIMENSIONS			SEAT DIMENSIONS			BACK DIMENSIONS		W	D	H	W	D	H	W	H	IN 25	24	41	20	18	16.5-20.5	18	22	MM 635	610	1041	508	457	419-521	457	559
OVERALL DIMENSIONS			SEAT DIMENSIONS			BACK DIMENSIONS																																		
W	D	H	W	D	H	W	H																																	
IN 25	24	41	20	18	16.5-20.5	18	22																																	
MM 635	610	1041	508	457	419-521	457	559																																	

KAZAN



model OTG11670B

STANDARD FEATURES


- Unique design by Zoey Chu.
- Comfortable multi-segmented cushions with deep padding.
- Double needle decorative stitch details.
- Fully upholstered arms.
- Dual wheel carpet casters (C65) are standard
- Seating surfaces are upholstered in Black Luxhide bonded leather.
- Compliant with the emissions guidelines set by the GREENGUARD Environmental Institute.
- Limited Lifetime Warranty (2-year exceptions apply - see page 146).
- Weight capacity for this series is 300 lbs.

CHAIR ADJUSTMENTS

- Center tilt with upright position tilt lock.
- Tilt tension adjustment.
- Pneumatic seat height adjustment.

OPTIONAL FEATURES

- Hard surface flooring casters (C65R) can be purchased separately. Add \$96/set.

DESCRIPTION	MODEL# / FEATURES	List price																																						
 <p><b>High Back Tilter</b> Unit weight: 54 LB   24.5 KG Carton weight: 60 LB   27.22 KG Carton volume: 8 FT<sup>3</sup>   0.22 MT<sup>3</sup></p>	OTG11670B	798																																						
	<p>Ergonomic features: A, B, C, M, N, S</p>	<p>RTA 8</p> <p>courier</p> <p>1 per carton</p>	<table border="1"> <thead> <tr> <th colspan="3">OVERALL DIMENSIONS</th> <th colspan="3">SEAT DIMENSIONS</th> <th colspan="2">BACK DIMENSIONS</th> </tr> <tr> <th>W</th> <th>D</th> <th>H</th> <th>W</th> <th>D</th> <th>H</th> <th>W</th> <th>H</th> </tr> </thead> <tbody> <tr> <td>IN 25.5</td> <td>29.5</td> <td>46</td> <td>21.5</td> <td>20</td> <td>17-21</td> <td>17.5</td> <td>27.5</td> </tr> <tr> <td>MM 648</td> <td>749</td> <td>1168</td> <td>546</td> <td>508</td> <td>432-533</td> <td>445</td> <td>699</td> </tr> </tbody> </table>						OVERALL DIMENSIONS			SEAT DIMENSIONS			BACK DIMENSIONS		W	D	H	W	D	H	W	H	IN 25.5	29.5	46	21.5	20	17-21	17.5	27.5	MM 648	749	1168	546	508	432-533	445	699
OVERALL DIMENSIONS			SEAT DIMENSIONS			BACK DIMENSIONS																																		
W	D	H	W	D	H	W	H																																	
IN 25.5	29.5	46	21.5	20	17-21	17.5	27.5																																	
MM 648	749	1168	546	508	432-533	445	699																																	




KYLIE



model OTG11355C

STANDARD FEATURES

- Lightweight multi-purpose stacking chairs.
- Durable and easy to clean reinforced polypropylene.
- Stackable up to 4 high on floor.
- Stackable up to 8 high on dolly (OTG6756).
- Available in Cadet (C), Grey (G) and White (W).
- Integrated non-slip glides.
- Shipped assembled (3 in a carton).
- Compliant with the emissions guidelines set by the GREENGUARD Environmental Institute.
- Limited Lifetime Warranty (2-year exceptions apply - see page 146).
- Weight capacity for this series is 300 lbs.

DESCRIPTION	MODEL# / FEATURES	List price																																		
 <p><b>Armless Stacking Chair</b>                      Unit weight: 9.5 LB   4.3 KG                      Carton weight: 11.67 LB   5.29 KG                      Carton volume: 11 FT³   0.31 MT</p>	<p>OTG11355C                      OTG11355G                      OTG11355W</p>	266																																		
	<p>Stacks 4 high on floor.</p> <table border="1"> <thead> <tr> <th rowspan="2"></th> <th colspan="3">OVERALL DIMENSIONS</th> <th colspan="3">SEAT DIMENSIONS</th> <th colspan="2">BACK DIMENSIONS</th> </tr> <tr> <th>W</th> <th>D</th> <th>H</th> <th>W</th> <th>D</th> <th>H</th> <th>W</th> <th>H</th> </tr> </thead> <tbody> <tr> <td>IN</td> <td>19</td> <td>20</td> <td>32</td> <td>15.75</td> <td>17</td> <td>18</td> <td>19</td> <td>13.5</td> </tr> <tr> <td>MM</td> <td>483</td> <td>508</td> <td>813</td> <td>400</td> <td>432</td> <td>457</td> <td>483</td> <td>343</td> </tr> </tbody> </table> <p>RTA 00 3 per carton (pricing and specifications are for one chair)</p> 		OVERALL DIMENSIONS			SEAT DIMENSIONS			BACK DIMENSIONS		W	D	H	W	D	H	W	H	IN	19	20	32	15.75	17	18	19	13.5	MM	483	508	813	400	432	457	483	343
	OVERALL DIMENSIONS			SEAT DIMENSIONS			BACK DIMENSIONS																													
	W	D	H	W	D	H	W	H																												
IN	19	20	32	15.75	17	18	19	13.5																												
MM	483	508	813	400	432	457	483	343																												
 <p><b>Dolly</b>                      Unit weight: 10 LB   4.5 KG                      Carton weight: 11 LB   4.99 KG                      Carton volume: 2.4 FT³   0.06 MT</p>	<p>OTG6756</p>	390																																		
	<p>Stacks 8 high on dolly.</p> <table border="1"> <thead> <tr> <th rowspan="2"></th> <th colspan="3">OVERALL DIMENSIONS</th> <th colspan="3">SEAT DIMENSIONS</th> <th colspan="2">BACK DIMENSIONS</th> </tr> <tr> <th>W</th> <th>D</th> <th>H</th> <th>W</th> <th>D</th> <th>H</th> <th>W</th> <th>H</th> </tr> </thead> <tbody> <tr> <td>IN</td> <td>20.75</td> <td>23</td> <td>9.25</td> <td>-</td> <td>-</td> <td>-</td> <td>-</td> <td>-</td> </tr> <tr> <td>MM</td> <td>527</td> <td>584</td> <td>235</td> <td>-</td> <td>-</td> <td>-</td> <td>-</td> <td>-</td> </tr> </tbody> </table> <p>RTA 00 1 per carton</p>		OVERALL DIMENSIONS			SEAT DIMENSIONS			BACK DIMENSIONS		W	D	H	W	D	H	W	H	IN	20.75	23	9.25	-	-	-	-	-	MM	527	584	235	-	-	-	-	-
	OVERALL DIMENSIONS			SEAT DIMENSIONS			BACK DIMENSIONS																													
	W	D	H	W	D	H	W	H																												
IN	20.75	23	9.25	-	-	-	-	-																												
MM	527	584	235	-	-	-	-	-																												



## LITE-LIFT






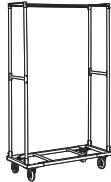


model OTG11674



### STANDARD FEATURES

- Multi-purpose folding chair.
- Lightweight, durable, portable and easy to clean.
- Folds flat for compact storage.
- Molded plastic seat and back in Oyster Grey only.
- Strong steel frame in Charcoal color with epoxy coating.
- Stackable up to 25 high on dolly (MVL2776). Chairs must be aligned in the same direction.
- Shipped fully assembled.
- Limited Lifetime Warranty (1-year exceptions apply - see page 146).
- Weight capacity for this series is 200 lbs.

For complementary Lite-Lift folding tables, see page 121.

DESCRIPTION	MODEL# / FEATURES	List price									
 <p><b>Armless Folding Chairs - Set of 4</b>                      Unit weight: 12 LB   5.5 KG                      Carton weight: 54 LB   24.49 KG                      Carton volume: 5.23 FT<sup>3</sup>   0.14 MT<sup>3</sup></p>	<b>OTG11674</b>	524									
		<b>OVERALL DIMENSIONS</b> W    D    H			<b>SEAT DIMENSIONS</b> W    D    H			<b>BACK DIMENSIONS</b> W    H			
		IN 19	22	33.5	16	17	17.5	18.5	17		
		MM 483	559	851	406	432	445	470	432		
						1 carton (pricing is for the set, specifications are for one chair)					
 <p><b>Dolly</b>                      Unit weight: 43 LB   19.5 KG                      Carton weight: 48 LB   21.77 KG                      Carton volume: 3.08 FT<sup>3</sup>   0.08 MT<sup>3</sup></p>	<b>MVL2776</b>	544									
		<b>OVERALL DIMENSIONS</b> W    D    H			<b>SEAT DIMENSIONS</b> W    D    H			<b>BACK DIMENSIONS</b> W    H			
		IN 18.5	43.5	74.75	-	-	-	-	-		
		MM 470	1105	1899	-	-	-	-	-		
						1 per carton					
		Stacks OTG11674 chairs horizontally in the same direction, up to 25 high.									

LUMI



model OTG11357

STANDARD FEATURES



- High transparency mesh back synchro-tilter chair.
- Features a contoured back frame and a thick seat cushion.
- Standard with height adjustable T-arms with sliding (depth) and rotating armcaps.
- Mesh back is available in Grey only.
- Dual wheel carpet casters (C1) are standard.
- Seating surfaces can be upholstered in all Global grade 1 seating textiles or in Luxhide bonded leather (see page 142).
- Compliant with the emissions guidelines set by the GREENGUARD Environmental Institute.
- Limited Lifetime Warranty (5-year exceptions apply - see page 146).
- Weight capacity for this series is 300 lbs.

CHAIR ADJUSTMENTS

- Synchro tilt with multi position tilt lock.
- Tilt tension adjustment.
- Pneumatic seat height adjustment.

OPTIONAL FEATURES

- Hard surface flooring casters (C9R) can be purchased separately. Add \$96/set.

DESCRIPTION	MODEL# / FEATURES	List price							
 <p><b>Synchro-Tilter, Mesh Back and Uph Seat</b>                      Unit weight: 32.5 LB   14.8 KG                      Carton weight: 37 LB   16.78 KG                      Carton volume: 4.6 FT<sup>3</sup>   0.13 MT<sup>3</sup></p>	<b>OTG11357</b>  Ergonomic features: A, B, C, H, L, M, N, R	620							
		OVERALL DIMENSIONS			SEAT DIMENSIONS			BACK DIMENSIONS	
		W	D	H	W	D	H	W	H
IN 25.75 MM 654	24 610	38.75 984	19 483	18 457	17.75-21.75 451-552	18.5 470	19.5 495		
		RTA 8	courier	1 per carton					

M-TASK



model MVL2911



model MVL2914

STANDARD FEATURES

- Full function ergonomic seating. Canadian made.
- Slim profile with highly contoured back and waterfall seat front.
- Available with two different mechanism options: synchro-tilter and multi-tilter.
- Standard with height and width adjustable T-arms with durable self-skinned urethane (SSU) armcaps.
- Dual wheel carpet casters (C1) are standard.
- MVL2912 and MVL2914 feature a height and angle adjustable headrest.
- Seating surfaces can be upholstered in Luxhide bonded leather (various colors) or in all Global grade 1 seating textiles (see page 142).
- Compliant with the emissions guidelines set by the GREENGUARD Environmental Institute.
- Limited Lifetime Warranty (5-year exceptions apply - see page 146).
- Weight capacity for this series is 300 lbs.

CHAIR ADJUSTMENTS




- **Synchro-tilter chairs**
  - Synchro tilt with multi-position tilt lock.
  - Tilt tension adjustment.
  - Ratchet back height adjustment.
  - Pneumatic seat height adjustment.
- **Multi-tilter chairs**
  - Center tilt with infinite position tilt lock.
  - Tilt tension adjustment.
  - Independent back and seat angle adjustment.
  - Forward seat angle adjustment.
  - Ratchet back height adjustment.
  - Sliding seat depth adjustment.
  - Pneumatic seat height adjustment.


OPTIONAL FEATURES


- For hard surface flooring casters, please specify (C9R). Add \$21/set.


ALTERNATE TEXTILE OPTIONS

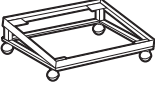
- Graded-in textiles are available. No minimum quantities. Contact Customer Service for pricing.
- Bantam is a durable, bleach cleanable (9:1) vinyl, but due to the stiff nature of the textile, this vinyl is prone to bunching and will not upholster as smoothly as other coverings in this series.

DESCRIPTION	MODEL# / FEATURES																																
 <p><b>High Back Synchro-Tilter</b> Unit weight: 44 LB   20 KG Carton weight: 56 LB   25.4 KG Carton volume: 10.5 FT<sup>3</sup>   0.29 MT<sup>3</sup></p>	<p>List price</p> <p><b>MVL2911</b> 798 Luxhide bonded leather or fabric (previously MVL2911F)</p> <table border="1"> <thead> <tr> <th colspan="3">OVERALL DIMENSIONS</th> <th colspan="3">SEAT DIMENSIONS</th> <th colspan="2">BACK DIMENSIONS</th> </tr> <tr> <th>W</th> <th>D</th> <th>H</th> <th>W</th> <th>D</th> <th>H</th> <th>W</th> <th>H</th> </tr> </thead> <tbody> <tr> <td>IN 25</td> <td>23</td> <td>40.5</td> <td>20.5</td> <td>17.5</td> <td>16.5-21.5</td> <td>19</td> <td>22</td> </tr> <tr> <td>MM 635</td> <td>584</td> <td>1029</td> <td>521</td> <td>445</td> <td>419-546</td> <td>483</td> <td>559</td> </tr> </tbody> </table> <p>Ergonomic features: A, B, C, D, H, L, M, N, Q</p> <p>RTA 2 courier 1 per carton CANADA GREENGUARD</p>	OVERALL DIMENSIONS			SEAT DIMENSIONS			BACK DIMENSIONS		W	D	H	W	D	H	W	H	IN 25	23	40.5	20.5	17.5	16.5-21.5	19	22	MM 635	584	1029	521	445	419-546	483	559
	OVERALL DIMENSIONS			SEAT DIMENSIONS			BACK DIMENSIONS																										
W	D	H	W	D	H	W	H																										
IN 25	23	40.5	20.5	17.5	16.5-21.5	19	22																										
MM 635	584	1029	521	445	419-546	483	559																										
 <p><b>Executive Back Synchro-Tilter w/Adj. Headrest</b> Unit weight: 49 LB   22.3 KG Carton weight: 62 LB   28.12 KG Carton volume: 11 FT<sup>3</sup>   0.31 MT<sup>3</sup></p>	<p>List price</p> <p><b>MVL2912</b> 911 Luxhide bonded leather or fabric (previously MVL2912F)</p> <table border="1"> <thead> <tr> <th colspan="3">OVERALL DIMENSIONS</th> <th colspan="3">SEAT DIMENSIONS</th> <th colspan="2">BACK DIMENSIONS</th> </tr> <tr> <th>W</th> <th>D</th> <th>H</th> <th>W</th> <th>D</th> <th>H</th> <th>W</th> <th>H</th> </tr> </thead> <tbody> <tr> <td>IN 25</td> <td>23</td> <td>48</td> <td>20.5</td> <td>17.5</td> <td>16.5-21.5</td> <td>19</td> <td>29</td> </tr> <tr> <td>MM 635</td> <td>584</td> <td>1219</td> <td>521</td> <td>445</td> <td>419-546</td> <td>483</td> <td>737</td> </tr> </tbody> </table> <p>Ergonomic features: A, B, C, D, H, L, M, N, Q</p> <p>RTA 2 courier 1 per carton CANADA GREENGUARD</p>	OVERALL DIMENSIONS			SEAT DIMENSIONS			BACK DIMENSIONS		W	D	H	W	D	H	W	H	IN 25	23	48	20.5	17.5	16.5-21.5	19	29	MM 635	584	1219	521	445	419-546	483	737
	OVERALL DIMENSIONS			SEAT DIMENSIONS			BACK DIMENSIONS																										
W	D	H	W	D	H	W	H																										
IN 25	23	48	20.5	17.5	16.5-21.5	19	29																										
MM 635	584	1219	521	445	419-546	483	737																										
 <p><b>High Back Multi-Tilter</b> Unit weight: 50 LB   22.7 KG Carton weight: 62 LB   28.12 KG Carton volume: 10.5 FT<sup>3</sup>   0.29 MT<sup>3</sup></p>	<p>List price</p> <p><b>MVL2913</b> 828 Luxhide bonded leather or fabric (previously MVL2913F)</p> <table border="1"> <thead> <tr> <th colspan="3">OVERALL DIMENSIONS</th> <th colspan="3">SEAT DIMENSIONS</th> <th colspan="2">BACK DIMENSIONS</th> </tr> <tr> <th>W</th> <th>D</th> <th>H</th> <th>W</th> <th>D</th> <th>H</th> <th>W</th> <th>H</th> </tr> </thead> <tbody> <tr> <td>IN 25</td> <td>24</td> <td>41</td> <td>20.5</td> <td>18-21</td> <td>17-22</td> <td>19</td> <td>22</td> </tr> <tr> <td>MM 635</td> <td>610</td> <td>1041</td> <td>521</td> <td>457-533</td> <td>432-559</td> <td>483</td> <td>559</td> </tr> </tbody> </table> <p>Ergonomic features: A, B, C, D, E, F, G, H, M, N, Q, S</p> <p>RTA 2 courier 1 per carton CANADA GREENGUARD</p>	OVERALL DIMENSIONS			SEAT DIMENSIONS			BACK DIMENSIONS		W	D	H	W	D	H	W	H	IN 25	24	41	20.5	18-21	17-22	19	22	MM 635	610	1041	521	457-533	432-559	483	559
	OVERALL DIMENSIONS			SEAT DIMENSIONS			BACK DIMENSIONS																										
W	D	H	W	D	H	W	H																										
IN 25	24	41	20.5	18-21	17-22	19	22																										
MM 635	610	1041	521	457-533	432-559	483	559																										

DESCRIPTION	MODEL# / FEATURES																																			
 <p><b>Executive Back Multi-Tilter w/Adj. Headrest</b>                      Unit weight: 51 LB   23.2 KG                      Carton weight: 63 LB   28.58 KG                      Carton volume: 11 FT<sup>3</sup>   0.31 MT<sup>3</sup></p>	List price																																			
	<b>MVL2914</b>	945																																		
	Luxehide bonded leather or fabric (previously MVL2914F)																																			
	<table border="1"> <thead> <tr> <th rowspan="2"></th> <th colspan="3">OVERALL DIMENSIONS</th> <th colspan="3">SEAT DIMENSIONS</th> <th colspan="2">BACK DIMENSIONS</th> </tr> <tr> <th>W</th> <th>D</th> <th>H</th> <th>W</th> <th>D</th> <th>H</th> <th>W</th> <th>H</th> </tr> </thead> <tbody> <tr> <td>IN</td> <td>25</td> <td>24</td> <td>48</td> <td>20.5</td> <td>18-21</td> <td>17-22</td> <td>19</td> <td>29</td> </tr> <tr> <td>MM</td> <td>635</td> <td>610</td> <td>1219</td> <td>521</td> <td>457-533</td> <td>432-559</td> <td>483</td> <td>737</td> </tr> </tbody> </table>			OVERALL DIMENSIONS			SEAT DIMENSIONS			BACK DIMENSIONS		W	D	H	W	D	H	W	H	IN	25	24	48	20.5	18-21	17-22	19	29	MM	635	610	1219	521	457-533	432-559	483
	OVERALL DIMENSIONS			SEAT DIMENSIONS			BACK DIMENSIONS																													
	W	D	H	W	D	H	W	H																												
IN	25	24	48	20.5	18-21	17-22	19	29																												
MM	635	610	1219	521	457-533	432-559	483	737																												
Ergonomic features: A, B, C, D, E, F, G, H, M, N, Q, S	RTA 2	courier 1 per carton																																		

DESCRIPTION	MODEL# / FEATURES	STANDARD FEATURES																																	
 <p>model MVL2747</p>	<p><b>MVL2747</b></p> <p>Stacks 5 high.</p> <p>Ergonomic features: M, N</p>	<ul style="list-style-type: none"> <li>Multi-purpose stacking chairs. Canadian made.</li> <li>Fully upholstered seat and back.</li> <li>Four-legged round steel tube frame.</li> <li>Armchair has polypropylene armcaps.</li> <li>Stackable up to 5 high on floor or on optional dolly (MVL2749).</li> <li>Can be upholstered in all Global grade 1 seating textiles with the exception of Luxhide (see page 142).</li> <li>Compliant with the emissions guidelines set by the GREENGUARD Environmental Institute.</li> <li>Shipped fully assembled.</li> <li>Limited Lifetime Warranty (5-year exceptions apply - see page 146).</li> <li>Weight capacity for this series is 300 lbs.</li> </ul>																																	
		<p>List price</p> <p>256</p> <table border="1"> <thead> <tr> <th rowspan="2"></th> <th colspan="3">OVERALL DIMENSIONS</th> <th colspan="3">SEAT DIMENSIONS</th> <th colspan="2">BACK DIMENSIONS</th> </tr> <tr> <th>W</th> <th>D</th> <th>H</th> <th>W</th> <th>D</th> <th>H</th> <th>W</th> <th>H</th> </tr> </thead> <tbody> <tr> <td>IN</td> <td>23</td> <td>22.5</td> <td>32</td> <td>18</td> <td>17.5</td> <td>18</td> <td>17.5</td> <td>13.5</td> </tr> <tr> <td>MM</td> <td>584</td> <td>572</td> <td>813</td> <td>457</td> <td>445</td> <td>457</td> <td>445</td> <td>343</td> </tr> </tbody> </table> <p>RTA 00 2 per carton (pricing and specifications are for one chair)</p> <p>CANADA GREENGUARD</p>		OVERALL DIMENSIONS			SEAT DIMENSIONS			BACK DIMENSIONS		W	D	H	W	D	H	W	H	IN	23	22.5	32	18	17.5	18	17.5	13.5	MM	584	572	813	457	445	457
	OVERALL DIMENSIONS			SEAT DIMENSIONS			BACK DIMENSIONS																												
	W	D	H	W	D	H	W	H																											
IN	23	22.5	32	18	17.5	18	17.5	13.5																											
MM	584	572	813	457	445	457	445	343																											

DESCRIPTION	MODEL# / FEATURES																																		
 <p><b>Armless Low Back Stacking Chair</b>                      Unit weight: 14 LB   6.4 KG                      Carton weight: 17 LB   7.71 KG                      Carton volume: 11.25 FT<sup>3</sup>   0.31 MT<sup>3</sup></p>	<p>List price</p> <p><b>MVL2748</b></p> <p>Stacks 5 high.</p> <p>Ergonomic features: M, N</p>																																		
	<p>279</p> <table border="1"> <thead> <tr> <th rowspan="2"></th> <th colspan="3">OVERALL DIMENSIONS</th> <th colspan="3">SEAT DIMENSIONS</th> <th colspan="2">BACK DIMENSIONS</th> </tr> <tr> <th>W</th> <th>D</th> <th>H</th> <th>W</th> <th>D</th> <th>H</th> <th>W</th> <th>H</th> </tr> </thead> <tbody> <tr> <td>IN</td> <td>19.5</td> <td>22.5</td> <td>32</td> <td>18</td> <td>17.5</td> <td>18</td> <td>17.5</td> <td>13.5</td> </tr> <tr> <td>MM</td> <td>495</td> <td>572</td> <td>813</td> <td>457</td> <td>445</td> <td>457</td> <td>445</td> <td>343</td> </tr> </tbody> </table> <p>RTA 00 2 per carton (pricing and specifications are for one chair)</p> <p>CANADA GREENGUARD</p>		OVERALL DIMENSIONS			SEAT DIMENSIONS			BACK DIMENSIONS		W	D	H	W	D	H	W	H	IN	19.5	22.5	32	18	17.5	18	17.5	13.5	MM	495	572	813	457	445	457	445
	OVERALL DIMENSIONS			SEAT DIMENSIONS			BACK DIMENSIONS																												
	W	D	H	W	D	H	W	H																											
IN	19.5	22.5	32	18	17.5	18	17.5	13.5																											
MM	495	572	813	457	445	457	445	343																											

DESCRIPTION	MODEL# / FEATURES																																		
 <p><b>Dolly</b>                      Unit weight: 13 LB   5.9 KG                      Carton weight: 16 LB   7.26 KG                      Carton volume: 3.8 FT<sup>3</sup>   0.1 MT<sup>3</sup></p>	<p>List price</p> <p><b>MVL2749</b></p> <p>Black steel frame on 2" casters.</p> <p>Accommodates MVL2747 and MVL2748 chairs, up to 5 high.</p>																																		
	<p>279</p> <table border="1"> <thead> <tr> <th rowspan="2"></th> <th colspan="3">OVERALL DIMENSIONS</th> <th colspan="3">SEAT DIMENSIONS</th> <th colspan="2">BACK DIMENSIONS</th> </tr> <tr> <th>W</th> <th>D</th> <th>H</th> <th>W</th> <th>D</th> <th>H</th> <th>W</th> <th>H</th> </tr> </thead> <tbody> <tr> <td>IN</td> <td>23.25</td> <td>24.75</td> <td>12.25</td> <td>-</td> <td>-</td> <td>-</td> <td>-</td> <td>-</td> </tr> <tr> <td>MM</td> <td>591</td> <td>629</td> <td>311</td> <td>-</td> <td>-</td> <td>-</td> <td>-</td> <td>-</td> </tr> </tbody> </table> <p>RTA 1 courier 1 per carton</p> <p>CANADA GREENGUARD</p>		OVERALL DIMENSIONS			SEAT DIMENSIONS			BACK DIMENSIONS		W	D	H	W	D	H	W	H	IN	23.25	24.75	12.25	-	-	-	-	-	MM	591	629	311	-	-	-	-
	OVERALL DIMENSIONS			SEAT DIMENSIONS			BACK DIMENSIONS																												
	W	D	H	W	D	H	W	H																											
IN	23.25	24.75	12.25	-	-	-	-	-																											
MM	591	629	311	-	-	-	-	-																											

MVL FILE BUDDY



model MVL1105

STANDARD FEATURES

- Swivel stool ideal for filing and any mobile desk.
- Five-legged injection molded base available in Black only
- Dual wheel carpet casters (C65) are standard.
- 13.5" diameter seat upholstered in Black vinyl (70).
- Compliant with the emissions guidelines set by the GREENGUARD Environmental Institute.
- Limited Lifetime Warranty (5-year exceptions apply - see page 146).
- Weight capacity for this series is 300 lbs.


CHAIR ADJUSTMENTS


- Pneumatic seat height adjustment.

OPTIONAL FEATURES

- For hard surface flooring casters, please specify (C65R). Add \$21/set.

DESCRIPTION MODEL# / FEATURES

		List price																																		
		MVL1105	284																																	
 <p><b>Swivel Stool - 5" Pneumatic, 20" Base</b>                  Unit weight: 11 LB   5 KG                  Carton weight: 14 LB   6.35 KG                  Carton volume: 2.5 FT<sup>3</sup>   0.07 MT<sup>3</sup></p>	Ergonomic feature: C	<table border="1"> <thead> <tr> <th colspan="3">OVERALL DIMENSIONS</th> <th colspan="3">SEAT DIMENSIONS</th> <th colspan="2">BACK DIMENSIONS</th> </tr> <tr> <th>W</th> <th>D</th> <th>H</th> <th>W</th> <th>D</th> <th>H</th> <th>W</th> <th>H</th> </tr> </thead> <tbody> <tr> <td>IN 13.5</td> <td>13.5</td> <td>18.5</td> <td>13.5</td> <td>-</td> <td>16.5-21.5</td> <td>-</td> <td>-</td> </tr> <tr> <td>MM 343</td> <td>343</td> <td>470</td> <td>343</td> <td>-</td> <td>419-546</td> <td>-</td> <td>-</td> </tr> </tbody> </table>			OVERALL DIMENSIONS			SEAT DIMENSIONS			BACK DIMENSIONS		W	D	H	W	D	H	W	H	IN 13.5	13.5	18.5	13.5	-	16.5-21.5	-	-	MM 343	343	470	343	-	419-546	-	-
		OVERALL DIMENSIONS			SEAT DIMENSIONS			BACK DIMENSIONS																												
W	D	H	W	D	H	W	H																													
IN 13.5	13.5	18.5	13.5	-	16.5-21.5	-	-																													
MM 343	343	470	343	-	419-546	-	-																													
		List price																																		

		List price																																		
		MVL1110	351																																	
 <p><b>Swivel Stool - 10" Pneumatic, 22" Base</b>                  Unit weight: 14 LB   6.4 KG                  Carton weight: 17 LB   7.71 KG                  Carton volume: 2.9 FT<sup>3</sup>   0.08 MT<sup>3</sup></p>	Ergonomic feature: C	<table border="1"> <thead> <tr> <th colspan="3">OVERALL DIMENSIONS</th> <th colspan="3">SEAT DIMENSIONS</th> <th colspan="2">BACK DIMENSIONS</th> </tr> <tr> <th>W</th> <th>D</th> <th>H</th> <th>W</th> <th>D</th> <th>H</th> <th>W</th> <th>H</th> </tr> </thead> <tbody> <tr> <td>IN 13.5</td> <td>13.5</td> <td>27.5</td> <td>13.5</td> <td>-</td> <td>22.5-32.5</td> <td>-</td> <td>-</td> </tr> <tr> <td>MM 343</td> <td>343</td> <td>699</td> <td>343</td> <td>-</td> <td>572-826</td> <td>-</td> <td>-</td> </tr> </tbody> </table>			OVERALL DIMENSIONS			SEAT DIMENSIONS			BACK DIMENSIONS		W	D	H	W	D	H	W	H	IN 13.5	13.5	27.5	13.5	-	22.5-32.5	-	-	MM 343	343	699	343	-	572-826	-	-
		OVERALL DIMENSIONS			SEAT DIMENSIONS			BACK DIMENSIONS																												
W	D	H	W	D	H	W	H																													
IN 13.5	13.5	27.5	13.5	-	22.5-32.5	-	-																													
MM 343	343	699	343	-	572-826	-	-																													
		List price																																		

OVERTIME



model MVL2756

STANDARD FEATURES

- Canadian made, full function ergonomic chair designed to promote good posture and provide comfort for long-term sitting.
- High comfort seat made from variable density seat foams and a memory foam top.
- Standard with height and width adjustable T-arms with durable self-skinned urethane (SSU) armcaps.
- Dual wheel carpet casters (C65) are standard.
- Seating surfaces can be upholstered in Luxhide bonded leather, in various colors or in all Global grade 1 seating textiles (see page 142).
- Compliant with the emissions guidelines set by the GREENGUARD Environmental Institute.
- Limited Lifetime Warranty (5-year exceptions apply - see page 146).
- Weight capacity for this series is 300 lbs.

CHAIR ADJUSTMENTS






- Multi-tilter mechanism with infinite position tilt lock.
- Infinite position back and seat angle adjustments, including forward tilt.
- Ratchet back height adjustment.
- Pneumatic seat height adjustment.

OPTIONAL FEATURES

- For hard surface flooring casters, please specify (C65R). Add \$21/set.
- For optional sliding seat depth adjustment, please specify (MD). Add \$32.

ALTERNATE TEXTILE OPTIONS

- Graded-in textiles are available. No minimum quantities. Contact Customer Service for pricing.

DESCRIPTION		MODEL# / FEATURES																																	
 <p><b>High Back Multi-Tilter</b> Unit weight: 58 LB   26.4 KG Carton weight: 63 LB   28.58 KG Carton volume: 10.5 FT³   0.29 MT³</p>		List price																																	
		<b>MVL2756</b>	727																																
		Luxhide bonded leather or fabric (previously MVL2756F)																																	
		Ergonomic features: A, B, C, D, F, G, H, M, N, Q, S																																	
		  1 per carton																																	
		 																																	
		<table border="1"> <thead> <tr> <th colspan="3">OVERALL DIMENSIONS</th> <th colspan="3">SEAT DIMENSIONS</th> <th colspan="2">BACK DIMENSIONS</th> </tr> <tr> <th>W</th> <th>D</th> <th>H</th> <th>W</th> <th>D</th> <th>H</th> <th>W</th> <th>H</th> </tr> </thead> <tbody> <tr> <td>IN 26</td> <td>24.5</td> <td>40</td> <td>19.5</td> <td>18</td> <td>17-21</td> <td>19</td> <td>19-21.5</td> </tr> <tr> <td>MM 660</td> <td>622</td> <td>1016</td> <td>495</td> <td>457</td> <td>432-533</td> <td>483</td> <td>483-546</td> </tr> </tbody> </table>		OVERALL DIMENSIONS			SEAT DIMENSIONS			BACK DIMENSIONS		W	D	H	W	D	H	W	H	IN 26	24.5	40	19.5	18	17-21	19	19-21.5	MM 660	622	1016	495	457	432-533	483	483-546
OVERALL DIMENSIONS			SEAT DIMENSIONS			BACK DIMENSIONS																													
W	D	H	W	D	H	W	H																												
IN 26	24.5	40	19.5	18	17-21	19	19-21.5																												
MM 660	622	1016	495	457	432-533	483	483-546																												

OVERTIME 350



model MVL13040

STANDARD FEATURES

- Canadian made, specifically intended for users of above average height and/or weight. Not intended for average size users.
- High comfort seat made from variable density seat foams and a memory foam top.
- Standard with height and width adjustable T-arms with sliding, rotating and lockable armcaps.
- Width adjustable arm extensions are standard.
- Dual wheel carpet casters (C65) are standard.
- Seating surfaces can be upholstered in Luxhide bonded leather, in various colors or in all Global grade 1 seating textiles (see page 142).
- Compliant with the emissions guidelines set by the GREENGUARD Environmental Institute.
- Limited Lifetime Warranty (5-year exceptions apply - see page 146).
- Weight capacity for this series is 350 lbs.

CHAIR ADJUSTMENTS





- Multi-tilter mechanism with infinite position tilt lock.
- Infinite position back and seat angle adjustments, including forward tilt.
- Ratchet back height adjustment.
- Pneumatic seat height adjustment.
- Seat depth adjustment.

OPTIONAL FEATURES

- For hard surface flooring casters, please specify (C65R). Add \$21/set.

ALTERNATE TEXTILE OPTIONS

- Graded-in textiles are available. No minimum quantities. Contact Customer Service for pricing.

DESCRIPTION		MODEL# / FEATURES																																	
 <p><b>High Back Heavy Duty Multi-Tilter</b> Unit weight: 62 LB   28.2 KG Carton weight: 68 LB   30.84 KG Carton volume: 15.5 FT³   0.43 MT³</p>		List price																																	
		<b>MVL13040</b>	1023																																
		Luxhide bonded leather or fabric (previously MVL13040F)																																	
		Ergonomic features: A, B, C, D, E, F, G, H, M, N, Q, R, S																																	
		 1 per carton																																	
		 																																	
		<table border="1"> <thead> <tr> <th colspan="3">OVERALL DIMENSIONS</th> <th colspan="3">SEAT DIMENSIONS</th> <th colspan="2">BACK DIMENSIONS</th> </tr> <tr> <th>W</th> <th>D</th> <th>H</th> <th>W</th> <th>D</th> <th>H</th> <th>W</th> <th>H</th> </tr> </thead> <tbody> <tr> <td>IN 26</td> <td>26</td> <td>42</td> <td>21</td> <td>18-21</td> <td>19-23</td> <td>20.5</td> <td>19.5-23</td> </tr> <tr> <td>MM 660</td> <td>660</td> <td>1067</td> <td>533</td> <td>457-533</td> <td>483-584</td> <td>521</td> <td>495-584</td> </tr> </tbody> </table>		OVERALL DIMENSIONS			SEAT DIMENSIONS			BACK DIMENSIONS		W	D	H	W	D	H	W	H	IN 26	26	42	21	18-21	19-23	20.5	19.5-23	MM 660	660	1067	533	457-533	483-584	521	495-584
OVERALL DIMENSIONS			SEAT DIMENSIONS			BACK DIMENSIONS																													
W	D	H	W	D	H	W	H																												
IN 26	26	42	21	18-21	19-23	20.5	19.5-23																												
MM 660	660	1067	533	457-533	483-584	521	495-584																												

OVERTIME 350M



model MVL13090

STANDARD FEATURES

- Canadian made, specifically intended for users of above average height and/or weight. Not intended for average size users.
- High comfort seat made from Ultracell high density, highly resilient foam.
- Breathable mesh back.
- Standard with height and width adjustable T-arms with sliding, rotating and lockable armcaps.
- Dual wheel carpet casters (C65) are standard.
- Seating surfaces can be upholstered in Luxhide bonded leather, in various colors or in all Global grade 1 seating textiles (see page 142).
- Mesh back available in Charcoal only.
- Compliant with the emissions guidelines set by the GREENGUARD Environmental Institute.
- Limited Lifetime Warranty (5-year exceptions apply - see page 146).
- Weight capacity for this series is 350 lbs.

CHAIR ADJUSTMENTS

- Multi-tilter mechanism with infinite position tilt lock.
- Infinite position back and seat angle adjustments, including forward tilt.
- Adjustable lumbar support.
- Pneumatic seat height adjustment.
- Seat depth adjustment.

OPTIONAL FEATURES

- For hard surface flooring casters, please specify (C65R). Add \$21/set.

ALTERNATE TEXTILE OPTIONS

- Graded-in textiles are available (seat only). No minimum quantities. Contact Customer Service for pricing.

DESCRIPTION

MODEL# / FEATURES



Mesh High Back Heavy Duty Multi-Tilter

Unit weight: 54 LB | 24.5 KG  
 Carton weight: 66 LB | 29.94 KG  
 Carton volume: 11.75 FT<sup>3</sup> | 0.33 MT<sup>3</sup>

		List price								
<b>MVL13090</b>		956								
Luxhide bonded leather or fabric										
OVERALL DIMENSIONS			SEAT DIMENSIONS			BACK DIMENSIONS				
W	D	H	W	D	H	W	H			
IN 26.5	23.5	43.5	21	17-20	18-22	20	23.5			
MM 673	597	1105	533	432-508	457-559	508	597			
Ergonomic features:		RTA 2		1 per carton		CANADA		GREENGUARD		
A, B, C, D, E, F, G, H, M, N, Q, R, S										

OVERTIME 350S



model MVL13048

STANDARD FEATURES

- Canadian made, specifically intended for users of above average height and/or weight. Not intended for average size users.
- High comfort seat made from Ultracell high density, highly resilient foam.
- Back features side cut-outs to allow space for holsters or utility belt items.
- Standard with height and width adjustable T-arms with sliding, rotating and lockable armcaps.
- Dual wheel carpet casters (C10) are standard.
- Seating surfaces can be upholstered in Luxhide bonded leather, in various colors or in all Global grade 1 seating textiles (see page 142).
- Compliant with the emissions guidelines set by the GREENGUARD Environmental Institute.
- Limited Lifetime Warranty (5-year exceptions apply - see page 146).
- Weight capacity for this series is 350 lbs.

CHAIR ADJUSTMENTS

- Infinite position back and seat angle adjustments, including forward tilt.
- Ratchet back height adjustment.
- Pneumatic seat height adjustment.
- Seat depth adjustment.

OPTIONAL FEATURES

- For hard surface flooring casters, please specify (C10R). Add \$20/set.

ALTERNATE TEXTILE OPTIONS

- Graded-in textiles are available. No minimum quantities. Contact Customer Service for pricing.

DESCRIPTION MODEL# / FEATURES



Heavy Duty Security Multi-Tilter

Unit weight: 56 LB | 25.5 KG  
 Carton weight: 63 LB | 28.58 KG  
 Carton volume: 13 FT³ | 0.36 MT³

**MVL13048**  
 Luxhide bonded leather or fabric

List price

956

Ergonomic features:  
 A, C, D, E, G, H, M, N, Q, R

RTA 2

1 per carton



OVERALL DIMENSIONS

W D H

IN 27.5 25 41  
 MM 699 635 1041

SEAT DIMENSIONS

W D H

22 18.5-21.5 18.5-22.5  
 559 470-546 470-572

BACK DIMENSIONS

W H

21 19.5-22  
 533 495-559

List price

840

**MVL13049**  
 Luxhide bonded leather or fabric



Armless Heavy Duty Security Multi-Tilter

Unit weight: 48 LB | 21.8 KG  
 Carton weight: 55 LB | 24.95 KG  
 Carton volume: 13 FT³ | 0.36 MT³

Ergonomic features:  
 A, C, D, E, G, M, N

RTA 2

1 per carton



OVERALL DIMENSIONS

W D H

IN 22 25 41  
 MM 559 635 1041

SEAT DIMENSIONS

W D H

22 18.5-21.5 18.5-22.5  
 559 470-546 470-572

BACK DIMENSIONS

W H

21 19.5-22  
 533 495-559



PACER



model OTG11686

STANDARD FEATURES






- Mesh back synchro-tilter chair.
- Unique back shroud and base design detailed with Tungsten accents.
- Standard with height adjustable T-arms with polyurethane armcaps.
- Dual wheel carpet casters (C65) are standard.
- Mesh back is available in Black only.
- Seating surfaces can be upholstered in all Global grade 1 seating textiles with the exception of Luxhide (see page 142).
- Compliant with the emissions guidelines set by the GREENGUARD Environmental Institute.
- Limited Lifetime Warranty (5-year exceptions apply - see page 146).
- Weight capacity for this series is 300 lbs.

CHAIR ADJUSTMENTS

- Synchro tilt with infinite position tilt lock.
- Tilt tension adjustment.
- Pneumatic seat height adjustment.

OPTIONAL FEATURES

- Hard surface flooring casters (**C65R**) can be purchased separately. Add \$96/set.
- Bantam is a durable, bleach cleanable (9:1) vinyl, but due to the stiff nature of the textile, this vinyl is prone to bunching and will not upholster as smoothly as other coverings in this series.

DESCRIPTION		MODEL# / FEATURES																																	
 <p><b>Medium Back Synchro-Tilter, Mesh Back and Uph Seat</b>                      Unit weight: 40 LB   18.2 KG                      Carton weight: 44 LB   19.96 KG                      Carton volume: 4 FT³   0.11 MT³</p>		List price																																	
	OTG11686	679																																	
		<table border="1"> <thead> <tr> <th colspan="3">OVERALL DIMENSIONS</th> <th colspan="3">SEAT DIMENSIONS</th> <th colspan="2">BACK DIMENSIONS</th> </tr> <tr> <th>W</th> <th>D</th> <th>H</th> <th>W</th> <th>D</th> <th>H</th> <th>W</th> <th>H</th> </tr> </thead> <tbody> <tr> <td>IN 25.5</td> <td>24.5</td> <td>36.5</td> <td>20</td> <td>19</td> <td>16-20</td> <td>19</td> <td>18</td> </tr> <tr> <td>MM 648</td> <td>622</td> <td>927</td> <td>508</td> <td>483</td> <td>406-508</td> <td>483</td> <td>457</td> </tr> </tbody> </table>	OVERALL DIMENSIONS			SEAT DIMENSIONS			BACK DIMENSIONS		W	D	H	W	D	H	W	H	IN 25.5	24.5	36.5	20	19	16-20	19	18	MM 648	622	927	508	483	406-508	483	457	
OVERALL DIMENSIONS			SEAT DIMENSIONS			BACK DIMENSIONS																													
W	D	H	W	D	H	W	H																												
IN 25.5	24.5	36.5	20	19	16-20	19	18																												
MM 648	622	927	508	483	406-508	483	457																												
	Ergonomic features: A, B, C, H, L, M, N	  1 per carton	 																																

PACIFIC



model MVL11870

STANDARD FEATURES





- High back management chair. Canadian made.
- Plush cushions and upholstered padded armcaps.
- Dual wheel carpet casters (C65) are standard.
- Seating surfaces are upholstered in Luxhide bonded leather, in various colors (see page 142).
- Compliant with the emissions guidelines set by the GREENGUARD Environmental Institute.
- Limited Lifetime Warranty (5-year exceptions apply - see page 146).
- Weight capacity for this series is 300 lbs.

CHAIR ADJUSTMENTS

- Center tilt with upright position tilt lock.
- Tilt tension adjustment.
- Pneumatic seat height adjustment.

OPTIONAL FEATURES

- For hard surface flooring casters, please specify (**C65R**). Add \$21/set.

DESCRIPTION		MODEL# / FEATURES																																	
 <p><b>High Back Tilter</b>                      Unit weight: 41 LB   18.6 KG                      Carton weight: 47 LB   21.32 KG                      Carton volume: 9.5 FT³   0.26 MT³</p>		List price																																	
	MVL11870	612																																	
		<table border="1"> <thead> <tr> <th colspan="3">OVERALL DIMENSIONS</th> <th colspan="3">SEAT DIMENSIONS</th> <th colspan="2">BACK DIMENSIONS</th> </tr> <tr> <th>W</th> <th>D</th> <th>H</th> <th>W</th> <th>D</th> <th>H</th> <th>W</th> <th>H</th> </tr> </thead> <tbody> <tr> <td>IN 25.5</td> <td>28.5</td> <td>44.5</td> <td>21.5</td> <td>18.5</td> <td>16.5-21.5</td> <td>21.5</td> <td>25.5</td> </tr> <tr> <td>MM 648</td> <td>724</td> <td>1130</td> <td>546</td> <td>470</td> <td>419-546</td> <td>546</td> <td>648</td> </tr> </tbody> </table>	OVERALL DIMENSIONS			SEAT DIMENSIONS			BACK DIMENSIONS		W	D	H	W	D	H	W	H	IN 25.5	28.5	44.5	21.5	18.5	16.5-21.5	21.5	25.5	MM 648	724	1130	546	470	419-546	546	648	
OVERALL DIMENSIONS			SEAT DIMENSIONS			BACK DIMENSIONS																													
W	D	H	W	D	H	W	H																												
IN 25.5	28.5	44.5	21.5	18.5	16.5-21.5	21.5	25.5																												
MM 648	724	1130	546	470	419-546	546	648																												
	Ergonomic features: A, B, C, M, N, S	 1 per carton	 																																

PART-TIME



model MVL2836



model MVL2847

STANDARD FEATURES













- Canadian made, value priced, general office seating.
- Available with two different mechanism options: task or posture task.
- Contoured cushions and waterfall seat edge.
- Standard with height adjustable T-arms with self-skinned urethane (SSU) armcaps (except armless models).
- Dual wheel carpet casters (C65) are standard.
- Can be upholstered in all Global grade 1 seating textiles with the exception of Luxhide (see page 142).
- Compliant with the emissions guidelines set by the GREENGUARD Environmental Institute.
- Limited Lifetime Warranty (5-year exceptions apply - see page 146).
- Weight capacity for this series is 300 lbs.

CHAIR ADJUSTMENTS

- **Task chairs**
  - Infinite position back angle adjustment.
  - Seat depth adjustment.
  - Pneumatic seat height adjustment.
- **Posture task chairs**
  - Infinite position back angle adjustment.
  - Manual back height adjustment.
  - Pneumatic seat height adjustment.

OPTIONAL FEATURES

- For hard surface flooring casters, please specify (C65R). Add \$21/set.
- Bantam is a durable, bleach cleanable (9:1) vinyl, but due to the stiff nature of the textile, this vinyl is prone to bunching and will not upholster as smoothly as other coverings in this series.

DESCRIPTION	MODEL# / FEATURES																																			
 <p><b>Armless Task</b> Unit weight: 27 LB   12.3 KG Carton weight: 33 LB   14.97 KG Carton volume: 6.5 FT<sup>3</sup>   0.18 MT<sup>3</sup></p>	<p>List price</p> <p><b>MVL2836</b> 315 Fabric (previously MVL2836F)</p>																																			
	<table border="1"> <thead> <tr> <th rowspan="2"></th> <th colspan="3">OVERALL DIMENSIONS</th> <th colspan="3">SEAT DIMENSIONS</th> <th colspan="2">BACK DIMENSIONS</th> </tr> <tr> <th>W</th> <th>D</th> <th>H</th> <th>W</th> <th>D</th> <th>H</th> <th>W</th> <th>H</th> </tr> </thead> <tbody> <tr> <td>IN</td> <td>20.5</td> <td>24.5</td> <td>36.5</td> <td>20.5</td> <td>17-18</td> <td>16.5-21.5</td> <td>19</td> <td>20</td> </tr> <tr> <td>MM</td> <td>521</td> <td>622</td> <td>927</td> <td>521</td> <td>432-457</td> <td>419-546</td> <td>483</td> <td>508</td> </tr> </tbody> </table>		OVERALL DIMENSIONS			SEAT DIMENSIONS			BACK DIMENSIONS		W	D	H	W	D	H	W	H	IN	20.5	24.5	36.5	20.5	17-18	16.5-21.5	19	20	MM	521	622	927	521	432-457	419-546	483	508
			OVERALL DIMENSIONS			SEAT DIMENSIONS			BACK DIMENSIONS																											
		W	D	H	W	D	H	W	H																											
IN	20.5	24.5	36.5	20.5	17-18	16.5-21.5	19	20																												
MM	521	622	927	521	432-457	419-546	483	508																												
<p>Ergonomic features: C, E, M, N</p> <p>RTA 2  1 per carton  </p>																																				
	<p>List price</p> <p><b>369</b></p>																																			
 <p><b>Task w/Arms</b> Unit weight: 33 LB   15 KG Carton weight: 39 LB   17.69 KG Carton volume: 7 FT<sup>3</sup>   0.19 MT<sup>3</sup></p>	<p>List price</p> <p><b>MVL2846</b> 398 Fabric (previously MVL2846F)</p>																																			
	<table border="1"> <thead> <tr> <th rowspan="2"></th> <th colspan="3">OVERALL DIMENSIONS</th> <th colspan="3">SEAT DIMENSIONS</th> <th colspan="2">BACK DIMENSIONS</th> </tr> <tr> <th>W</th> <th>D</th> <th>H</th> <th>W</th> <th>D</th> <th>H</th> <th>W</th> <th>H</th> </tr> </thead> <tbody> <tr> <td>IN</td> <td>26.5</td> <td>24.5</td> <td>36.5</td> <td>20.5</td> <td>17-18</td> <td>16.5-21.5</td> <td>19</td> <td>20</td> </tr> <tr> <td>MM</td> <td>673</td> <td>622</td> <td>927</td> <td>521</td> <td>432-457</td> <td>419-546</td> <td>483</td> <td>508</td> </tr> </tbody> </table>		OVERALL DIMENSIONS			SEAT DIMENSIONS			BACK DIMENSIONS		W	D	H	W	D	H	W	H	IN	26.5	24.5	36.5	20.5	17-18	16.5-21.5	19	20	MM	673	622	927	521	432-457	419-546	483	508
			OVERALL DIMENSIONS			SEAT DIMENSIONS			BACK DIMENSIONS																											
		W	D	H	W	D	H	W	H																											
IN	26.5	24.5	36.5	20.5	17-18	16.5-21.5	19	20																												
MM	673	622	927	521	432-457	419-546	483	508																												
<p>Ergonomic features: C, E, H, M, N</p> <p>RTA 2  1 per carton  </p>																																				
	<p>List price</p> <p><b>MVL2847</b> 453 Fabric (previously MVL2847F)</p>																																			
 <p><b>Posture Task w/Arms</b> Unit weight: 37 LB   16.8 KG Carton weight: 43 LB   19.5 KG Carton volume: 8.5 FT<sup>3</sup>   0.24 MT<sup>3</sup></p>	<table border="1"> <thead> <tr> <th rowspan="2"></th> <th colspan="3">OVERALL DIMENSIONS</th> <th colspan="3">SEAT DIMENSIONS</th> <th colspan="2">BACK DIMENSIONS</th> </tr> <tr> <th>W</th> <th>D</th> <th>H</th> <th>W</th> <th>D</th> <th>H</th> <th>W</th> <th>H</th> </tr> </thead> <tbody> <tr> <td>IN</td> <td>26.5</td> <td>24</td> <td>37.5</td> <td>20.5</td> <td>17.5</td> <td>16.5-21.5</td> <td>19</td> <td>16-20</td> </tr> <tr> <td>MM</td> <td>673</td> <td>610</td> <td>953</td> <td>521</td> <td>445</td> <td>419-546</td> <td>483</td> <td>406-508</td> </tr> </tbody> </table>		OVERALL DIMENSIONS			SEAT DIMENSIONS			BACK DIMENSIONS		W	D	H	W	D	H	W	H	IN	26.5	24	37.5	20.5	17.5	16.5-21.5	19	16-20	MM	673	610	953	521	445	419-546	483	406-508
			OVERALL DIMENSIONS			SEAT DIMENSIONS			BACK DIMENSIONS																											
		W	D	H	W	D	H	W	H																											
	IN	26.5	24	37.5	20.5	17.5	16.5-21.5	19	16-20																											
MM	673	610	953	521	445	419-546	483	406-508																												
<p>Ergonomic features: C, D, G, H, M, N</p> <p>RTA 2  1 per carton  </p>																																				

## PETRA



model OTG11320B

### STANDARD FEATURES

- Breathable mesh back.
- Standard with height adjustable T-arms with self-skinned urethane (SSU) armcaps.
- Scuff resistant base.
- Dual wheel carpet casters (C65) are standard.
- Only available in Black mesh fabric (MS20) seat with a Black mesh back.
- Compliant with the emissions guidelines set by the GREENGUARD Environmental Institute.
- Limited Lifetime Warranty (2-year exceptions apply - see page 146).
- Weight capacity for this series is 300 lbs.

### CHAIR ADJUSTMENTS

- Center tilt with upright position tilt lock.
- Tilt tension adjustment.
- Pneumatic seat height adjustment.

### OPTIONAL FEATURES

- Hard surface flooring casters (**C65R**) can be purchased separately. Add \$96/set.

## DESCRIPTION

## MODEL# / FEATURES



### Mesh Back Tilter

Unit weight: 29 LB | 13.2 KG  
 Carton weight: 36.45 LB | 16.53 KG  
 Carton volume: 4.7 FT<sup>3</sup> | 0.13 MT<sup>3</sup>

Ergonomic features:  
 A, B, C, H, M, N, S

List price

**OTG11320B**

525

OVERALL DIMENSIONS			SEAT DIMENSIONS			BACK DIMENSIONS		
	W	D	H	W	D	H	W	H
IN	24	23	39.5	20	17.5	18-22	18.5	18.5
MM	610	584	1003	508	445	457-559	470	470



1 per carton



PLAN



model OTG13072

STANDARD FEATURES

- Upholstered seat and Black cellular mesh back.
- Height adjustable lumbar support.
- Available with three arm options - armless, fixed arms, and height adjustable arms with soft self-skinned urethane (SSU) armcaps.
- Dual wheel carpet casters (C1) are standard.
- Seats can be upholstered in Luxhide bonded leather (various colors) or in all Global grade 1 seating textiles (see page 142).
- Limited Lifetime Warranty (5-year exceptions apply - see page 146).
- Weight capacity for this series is 300 lbs.

CHAIR ADJUSTMENTS

- Synchro tilter mechanism with upright position tilt lock.
- Tilt tension adjustment.
- Pneumatic seat height adjustment.

OPTIONAL FEATURES

- Hard surface flooring casters (**C65R**) can be purchased separately. Add \$96/set.
- Arm sets can be purchased separately.

ALTERNATE TEXTILE OPTIONS

- Graded-in textiles are available (seat only). No minimum quantities. Contact Customer Service for pricing.

DESCRIPTION MODEL# / FEATURES



Armless Synchro-Tilter, Mesh High Back and Uph Seat

Unit weight: 25 LB | 11.4 KG  
 Carton weight: 32 LB | 14.51 KG  
 Carton volume: 6.5 FT³ | 0.18 MT³

OTG13070	List price								
	515								
	OVERALL DIMENSIONS			SEAT DIMENSIONS			BACK DIMENSIONS		
		W	D	H	W	D	H	W	H
	IN	19	22	38	19	17	16.5-20.5	17.5	20
	MM	483	559	965	483	432	419-521	445	508
	Ergonomic features: A, B, C, D, L, M, N			RTA 8		courier		1 per carton	



Synchro-Tilter, Mesh High Back and Uph Seat w/Fixed Arms

Unit weight: 31 LB | 14.1 KG  
 Carton weight: 41 LB | 18.6 KG  
 Carton volume: 6.5 FT³ | 0.18 MT³

OTG13071	List price								
	582								
	OVERALL DIMENSIONS			SEAT DIMENSIONS			BACK DIMENSIONS		
		W	D	H	W	D	H	W	H
	IN	25	22	38	19	17	16.5-20.5	17.5	20
	MM	635	559	965	483	432	419-521	445	508
	Ergonomic features: A, B, C, D, L, M, N			RTA 2		courier		1 per carton	



Synchro-Tilter, Mesh High Back and Uph Seat w/Arms

Unit weight: 31 LB | 14.1 KG  
 Carton weight: 41 LB | 18.6 KG  
 Carton volume: 6.5 FT³ | 0.18 MT³

OTG13072	List price								
	651								
	OVERALL DIMENSIONS			SEAT DIMENSIONS			BACK DIMENSIONS		
		W	D	H	W	D	H	W	H
	IN	25	22	38	19	17	16.5-20.5	17.5	20
	MM	635	559	965	483	432	419-521	445	508
	Ergonomic features: A, B, C, D, H, L, M, N			RTA 2		courier		1 per carton	



Fixed T-Arms - 1 pair

Unit weight: 4 LB | 1.8 KG  
 Carton weight: 7.5 LB | 3.4 KG  
 Carton volume: 0.6 FT³ | 0.01 MT³

OTG13073	List price								
	69								
	OVERALL DIMENSIONS								
		W	D	H					
	IN	3	10	11					
	MM	76	254	279					
				RTA 00		courier		1 pair per carton (pricing is for the pair, specifications are for one arm)	



Height Adjustable T-Arms - 1 pair

Unit weight: 5 LB | 2.3 KG  
 Carton weight: 8 LB | 3.63 KG  
 Carton volume: 0.6 FT³ | 0.01 MT³

OTG13074	List price								
	135								
	OVERALL DIMENSIONS								
		W	D	H					
	IN	3.5	9.5	11.5					
	MM	89	241	292					
				RTA 00		courier		1 pair per carton (pricing is for the pair, specifications are for one arm)	

SAFARI



model OTG13026

STANDARD FEATURES

- Mesh back tilter chair.
- Compact design suitable for average to petite size individuals.
- Contoured Black mesh back with lumbar strap provides excellent support.
- Fixed loop arms.
- Black base with dual wheel carpet casters (C1) is standard.
- Seat can be upholstered in all Global grade 1 seating textiles or in Luxhide bonded leather (see page 142).
- Compliant with the emissions guidelines set by the GREENGUARD Environmental Institute.
- Limited Lifetime Warranty (5-year exceptions apply - see page 146).
- Weight capacity for this series is 300 lbs.

CHAIR ADJUSTMENTS

- Center tilt with upright position tilt lock.
- Tilt tension adjustment.
- Pneumatic seat height adjustment.

OPTIONAL FEATURES

- Hard surface flooring casters (**C9R**) can be purchased separately. Add \$96/set.

ALTERNATE TEXTILE OPTIONS

- Graded-in textiles are available (seat only). No minimum quantities. Contact Customer Service for pricing.

DESCRIPTION

MODEL# / FEATURES



**Medium Mesh Back Tilter**  
 Unit weight: 27 LB | 12.3 KG  
 Carton weight: 32 LB | 14.51 KG  
 Carton volume: 4.5 FT<sup>3</sup> | 0.12 MT<sup>3</sup>

Ergonomic features:  
 A, B, C, M, N, S

List price

**OTG13026** 456

	OVERALL DIMENSIONS			SEAT DIMENSIONS			BACK DIMENSIONS	
	W	D	H	W	D	H	W	H
IN	23	23.5	40	19	17	18.25-22.25	19	19
MM	584	597	991	483	432	464-565	483	483

RTA 8



1 per carton



SIX 13



model OTG11613B

STANDARD FEATURES

- A value priced multi-tilter chair with many ergonomic features.
- Standard with height adjustable T-arms with self-skinned urethane (SSU) armcaps.
- Dual wheel carpet casters (C65) are standard.
- Upholstered in Black, Quilt (QL10) only.
- Compliant with the emissions guidelines set by the GREENGUARD Environmental Institute.
- Limited Lifetime Warranty (2-year exceptions apply - see page 146).
- Weight capacity for this series is 300 lbs.

CHAIR ADJUSTMENTS

- Multi-Center tilt with infinite position tilt lock.
- Infinite position back and seat angle adjustments.
- Concealed ratchet back height adjustment.
- Pneumatic seat height adjustment.

OPTIONAL FEATURES

- Hard surface flooring casters (**C65R**) can be purchased separately. Add \$96/set.

DESCRIPTION

MODEL# / FEATURES



**Medium Back Multi-Tilter**  
 Unit weight: 37 LB | 16.8 KG  
 Carton weight: 41 LB | 18.6 KG  
 Carton volume: 5.77 FT<sup>3</sup> | 0.16 MT<sup>3</sup>

Ergonomic features:  
 A, B, C, D, G, H, M, N, S

List price

**OTG11613B** 622

	OVERALL DIMENSIONS			SEAT DIMENSIONS			BACK DIMENSIONS	
	W	D	H	W	D	H	W	H
IN	25.5	24	39	21	18.5	17.5-22.5	20.5	17.5-19
MM	648	610	991	533	470	445-572	521	445-483

RTA 8



1 per carton



SIX 31



model OTG11631B

STANDARD FEATURES





- A great general purpose office chair.
- Contoured seat and back with thick cushions.
- Standard with height adjustable T-arms with self-skinned urethane (SSU) armcaps.
- Dual wheel carpet casters (C65) are standard.
- OTG11531B and OTG11631B are upholstered in Black, Quilt (QL10)
- Compliant with the emissions guidelines set by the GREENGUARD Environmental Institute.
- Limited Lifetime Warranty (2-year exceptions apply - see page 146).
- Weight capacity for this series is 300 lbs.

CHAIR ADJUSTMENTS

- **Multi-tilter chair**
  - Center tilt with infinite position tilt lock.
  - Tilt tension adjustment.
  - Independent back and seat angle adjustments.
  - Internal ratchet back height adjustment.
  - Seat depth adjustment.
  - Pneumatic seat height adjustment.
- **Operator chairs**
  - Center tilt with infinite position tilt lock.
  - Tilt tension adjustment.
  - Independent back and seat angle adjustments
  - Back height adjustment.
  - Pneumatic seat height adjustment.

OPTIONAL FEATURES

- Hard surface flooring casters (**C65R**) can be purchased separately. Add \$96/set.

DESCRIPTION	MODEL# / FEATURES	List price								
 <p><b>Medium Back Multi-Tilter</b> Unit weight: 55 LB   25 KG Carton weight: 65 LB   29.48 KG Carton volume: 8 FT<sup>3</sup>   0.22 MT<sup>3</sup></p>	<p><b>OTG11531B</b> Black</p> <p>Ergonomic features: A, B, C, D, E, F, G, H, M, N, S</p>	<p><b>OVERALL DIMENSIONS</b></p> <p>W D H</p>			<p><b>SEAT DIMENSIONS</b></p> <p>W D H</p>			<p><b>BACK DIMENSIONS</b></p> <p>W H</p>		
		<p>IN 25.5 24 42.5 20 17 19-23 19.5 20.5-23.5</p> <p>MM 648 610 1080 508 432 483-584 495 521-597</p>	<p>RTA 8</p>	<p>courier</p>	<p>1 per carton</p>					
 <p><b>Medium Back Operator</b> Unit weight: 42 LB   19.1 KG Carton weight: 46 LB   20.87 KG Carton volume: 6.5 FT<sup>3</sup>   0.18 MT<sup>3</sup></p>	<p><b>OTG11631B</b> Black</p> <p>Ergonomic features: A, B, C, D, G, H, M, N, S</p>	<p><b>OVERALL DIMENSIONS</b></p> <p>W D H</p>			<p><b>SEAT DIMENSIONS</b></p> <p>W D H</p>			<p><b>BACK DIMENSIONS</b></p> <p>W H</p>		
		<p>IN 25.5 25 44 20.5 19 18.5-22.5 20 23-24.5</p> <p>MM 648 635 1118 521 483 470-572 508 584-622</p>	<p>RTA 8</p>	<p>courier</p>	<p>1 per carton</p>					

SODA



model MVL13017




STANDARD FEATURES




- A contemporary, yet retro light lounge series featuring fully upholstered cushions.
- Back design on lounge chair offers flexible movement.
- Generous proportions allow for a variety of seating positions.
- Chair and ottoman are standard with a Chrome frame with clear polycarbonate glides and are suitable for carpet, rubber or concrete flooring.
- Can be upholstered in all Global grade 1 seating textiles or in Luxhide bonded leather (see page 142).
- Compliant with the emissions guidelines set by the GREENGUARD Environmental Institute.
- Limited Lifetime Warranty (5-year exceptions apply - see page 146).
- Weight capacity for this series is 300 lbs.

ALTERNATE TEXTILE OPTIONS

- Graded-in textiles are available. No minimum quantities. Contact Customer Service for pricing.
- Bantam is a durable, bleach cleanable (9:1) vinyl, but due to the stiff nature of the textile, this vinyl is prone to bunching and will not upholster as smoothly as other coverings in this series.

DESCRIPTION MODEL# / FEATURES

 <p><b>Lounge Chair</b> Unit weight: 30 LB   13.6 KG Carton weight: 37 LB   16.78 KG Carton volume: 15.75 FT<sup>3</sup>   0.44 MT<sup>3</sup></p>	<p>List price</p> <p><b>MVL13017</b> 646 Luxhide bonded leather or fabric (previously MVL13017F)</p>																																
	<table border="1"> <thead> <tr> <th colspan="3">OVERALL DIMENSIONS</th> <th colspan="3">SEAT DIMENSIONS</th> <th colspan="2">BACK DIMENSIONS</th> </tr> <tr> <th>W</th> <th>D</th> <th>H</th> <th>W</th> <th>D</th> <th>H</th> <th>W</th> <th>H</th> </tr> </thead> <tbody> <tr> <td>IN 27</td> <td>24</td> <td>32</td> <td>27</td> <td>18</td> <td>17</td> <td>22</td> <td>15.5</td> </tr> <tr> <td>MM 686</td> <td>610</td> <td>813</td> <td>686</td> <td>457</td> <td>432</td> <td>559</td> <td>394</td> </tr> </tbody> </table>	OVERALL DIMENSIONS			SEAT DIMENSIONS			BACK DIMENSIONS		W	D	H	W	D	H	W	H	IN 27	24	32	27	18	17	22	15.5	MM 686	610	813	686	457	432	559	394
	OVERALL DIMENSIONS			SEAT DIMENSIONS			BACK DIMENSIONS																										
W	D	H	W	D	H	W	H																										
IN 27	24	32	27	18	17	22	15.5																										
MM 686	610	813	686	457	432	559	394																										
<p>Ergonomic features: M, N</p> <p><b>RTA 00</b> 1 per carton</p> <p> </p>																																	

 <p><b>Bench Ottoman</b> Unit weight: 19 LB   8.6 KG Carton weight: 25 LB   11.34 KG Carton volume: 10.25 FT<sup>3</sup>   0.29 MT<sup>3</sup></p>	<p>List price</p> <p><b>MVL13018</b> 494</p>												
	<table border="1"> <thead> <tr> <th colspan="3">OVERALL DIMENSIONS</th> </tr> <tr> <th>W</th> <th>D</th> <th>H</th> </tr> </thead> <tbody> <tr> <td>IN 27</td> <td>21</td> <td>18.75</td> </tr> <tr> <td>MM 686</td> <td>533</td> <td>476</td> </tr> </tbody> </table>	OVERALL DIMENSIONS			W	D	H	IN 27	21	18.75	MM 686	533	476
	OVERALL DIMENSIONS												
W	D	H											
IN 27	21	18.75											
MM 686	533	476											
<p>Ergonomic features: M, N</p> <p><b>RTA 00</b> 1 per carton</p> <p> </p>													



SODA TABLES



model MVL13016

STANDARD FEATURES

- 1" thick thermally fused laminate top surface with 2mm matching edgeband.
- Tables are standard with a Chrome frame with clear polycarbonate glides and are suitable for carpet, rubber or concrete flooring.
- Top surface available in 16 standard finishes (see page 143).
- Meets applicable ANSI/BIFMA standards.

TABLES	MODEL #	DIMENSIONS IN MM	WEIGHT LB KG	VOLUME FT <sup>3</sup> MT <sup>3</sup>	LIST PRICE
	<b>MVL13016</b>	30 x - x 15.25	40	13	<b>\$445</b>
	30" round	762 x - x 387	18.14	0.36	
	<b>MVL13023</b>	30 x - x 15.25	45	13	<b>\$445</b>
	30" square	762 x - x 387	20.41	0.36	

30" Tables

Shipped assembled in 1 carton.

SPARROW



model OTG10920

STANDARD FEATURES

- Multi-purpose guest/occasional chair.
- Durable welded four-legged steel frame.
- Black mesh back with Black, Quilt (QL10) seat.
- Seat shroud design protects cushion seat pad when stacked.
- Nylon loop arms.
- Black nylon frame features a unique back grid.
- Shipped assembled - 4 per carton.
- Compliant with the emissions guidelines set by the GREENGUARD Environmental Institute.
- Limited Lifetime Warranty (2-year exceptions apply - see page 146).
- Weight capacity for this series is 300 lbs.

DESCRIPTION

MODEL# / FEATURES



Guest Chair, Mesh Back and Uph Seat

Unit weight: 18.5 LB | 8.4 KG  
 Carton weight: 20 LB | 9.07 KG  
 Carton volume: 17.5 FT³ | 0.49 MT³

MODEL# / FEATURES		List price						
<b>OTG10920</b>		285						
OVERALL DIMENSIONS			SEAT DIMENSIONS			BACK DIMENSIONS		
	W	D	H	W	D	H	W	H
IN	24	21.5	33.5	18	17	18.5	17	15
MM	610	546	851	457	432	470	432	381
Ergonomic features: M, N		<b>RTA 00</b>		4 per carton (pricing and specifications are for one chair)				



STRADIC



model MVL11860

STANDARD FEATURES






- Tilter chair with a unique design mesh back.
- Standard with height adjustable arms with soft self-skinned urethane (SSU) armcaps that slide forward and backward.
- Dual wheel carpet casters (C1) are standard.
- Air flow mesh back is available in Black only.
- Seating surfaces can be upholstered in all Global grade 1 seating textiles with the exception of Luxhide (see page 142).
- Compliant with the emissions guidelines set by the GREENGUARD Environmental Institute.
- Limited Lifetime Warranty (5-year exceptions apply - see page 146).
- Weight capacity for this series is 300 lbs.

CHAIR ADJUSTMENTS

- Center tilt with upright position tilt lock.
- Tilt tension adjustment.
- Pneumatic seat height adjustment.

OPTIONAL FEATURES

- For hard surface flooring casters, please specify (C9R). Add \$21/set.
- Bantam is a durable, bleach cleanable (9:1) vinyl, but due to the stiff nature of the textile, this vinyl is prone to bunching and will not upholster as smoothly as other coverings in this series.

DESCRIPTION	MODEL# / FEATURES																																
 <p><b>Tilter, Mesh Back and Uph seat</b>                      Unit weight: 35 LB   15.9 KG                      Carton weight: 40 LB   18.14 KG                      Carton volume: 9.5 FT<sup>3</sup>   0.26 MT<sup>3</sup></p>	List price																																
	MVL11860	515																															
	<table border="1"> <thead> <tr> <th colspan="3">OVERALL DIMENSIONS</th> <th colspan="3">SEAT DIMENSIONS</th> <th colspan="2">BACK DIMENSIONS</th> </tr> <tr> <th></th> <th>W</th> <th>D</th> <th>W</th> <th>D</th> <th>H</th> <th>W</th> <th>H</th> </tr> </thead> <tbody> <tr> <td>IN</td> <td>25</td> <td>23.5</td> <td>20</td> <td>17.5</td> <td>15.5-20.5</td> <td>18.5</td> <td>18</td> </tr> <tr> <td>MM</td> <td>635</td> <td>597</td> <td>508</td> <td>445</td> <td>394-521</td> <td>470</td> <td>457</td> </tr> </tbody> </table>		OVERALL DIMENSIONS			SEAT DIMENSIONS			BACK DIMENSIONS			W	D	W	D	H	W	H	IN	25	23.5	20	17.5	15.5-20.5	18.5	18	MM	635	597	508	445	394-521	470
OVERALL DIMENSIONS			SEAT DIMENSIONS			BACK DIMENSIONS																											
	W	D	W	D	H	W	H																										
IN	25	23.5	20	17.5	15.5-20.5	18.5	18																										
MM	635	597	508	445	394-521	470	457																										
Ergonomic features: A, B, C, H, M, N, S	  1 per carton	 																															

SUBURB



model MVL13051



model MVL13052

STANDARD FEATURES


- Canadian made sofa series.
- All models are freestanding.
- Thick, plush cushions are reversible and removable.
- Standard with tapered wood legs in Black finish.
- Arms taper forward and feature a radius end.
- Can be upholstered in all Global grade 1 seating textiles or in Luxhide bonded leather (see page 142).
- Compliant with the emissions guidelines set by the GREENGUARD Environmental Institute.
- Limited Lifetime Warranty (5-year exceptions apply - see page 146).
- Weight capacity for this series is 300 lbs. per seat.

ALTERNATE TEXTILE OPTIONS

- Graded-in textiles are available. No minimum quantities. Contact Customer Service for pricing.

DESCRIPTION

MODEL# / FEATURES



Lounge Chair


Unit weight: 49 LB | 22.3 KG  
 Carton weight: 59 LB | 26.76 KG  
 Carton volume: 14.5 FT<sup>3</sup> | 0.41 MT<sup>3</sup>

MVL13051

List price

862

	OVERALL DIMENSIONS			SEAT DIMENSIONS			BACK DIMENSIONS	
	W	D	H	W	D	H	W	H
IN	30.25	32.75	31.5	21	19.5	17.5	21	14.5
MM	768	832	800	533	495	445	533	368
RTA 00		courier		1 per carton		CANADA		GREENGUARD



Two Seat Sofa


Unit weight: 71 LB | 32.3 KG  
 Carton weight: 83 LB | 37.65 KG  
 Carton volume: 24.25 FT<sup>3</sup> | 0.68 MT<sup>3</sup>

MVL13052

List price

1316

	OVERALL DIMENSIONS			SEAT DIMENSIONS			BACK DIMENSIONS	
	W	D	H	W	D	H	W	H
IN	52.25	32.75	31.5	43	19.5	17.5	43	14.5
MM	1327	832	800	1092	495	445	1092	368
RTA 00				1 per carton		CANADA		GREENGUARD



Three Seat Sofa

Unit weight: 94 LB | 42.7 KG  
 Carton weight: 108 LB | 48.99 KG  
 Carton volume: 34.25 FT<sup>3</sup> | 0.96 MT<sup>3</sup>

MVL13053

List price

1767

	OVERALL DIMENSIONS			SEAT DIMENSIONS			BACK DIMENSIONS	
	W	D	H	W	D	H	W	H
IN	74.25	32.75	31.5	65	19.5	17.5	65	14.5
MM	1886	832	800	1651	495	445	1651	368
RTA 00				1 per carton		CANADA		GREENGUARD

## TAMI



model MVL1617



model MVL1616

### STANDARD FEATURES




- Canadian made task chairs.
- Hinged back for enhanced comfort.
- Scuff resistant outer back shroud.
- MVL1617 is standard with height adjustable T-arms with self-skinned urethane (SSU) armcaps.
- Dual wheel carpet casters (C65) are standard.
- Can be upholstered in all Global grade 1 seating textiles with the exception of Luxhide (see page 142).
- Compliant with the emissions guidelines set by the GREENGUARD Environmental Institute.
- Limited Lifetime Warranty (5-year exceptions apply - see page 146).
- Weight capacity for this series is 300 lbs.

### CHAIR ADJUSTMENTS

- Seat depth adjustment.
- Pneumatic seat height adjustment.

### OPTIONAL FEATURES

- For hard surface flooring casters, please specify (C65R). Add \$21/set.
- Bantam is a durable, bleach cleanable (9:1) vinyl, but due to the stiff nature of the textile, this vinyl is prone to bunching and will not upholster as smoothly as other coverings in this series.

DESCRIPTION	MODEL# / FEATURES																																			
 <p><b>Armless Task</b> Unit weight: 18 LB   8.2 KG Carton weight: 21 LB   9.53 KG Carton volume: 3.6 FT<sup>3</sup>   0.1 MT<sup>3</sup></p>	<p>List price</p> <p><b>MVL1616</b> 231</p>																																			
	<table border="1"> <thead> <tr> <th rowspan="2"></th> <th colspan="3">OVERALL DIMENSIONS</th> <th colspan="3">SEAT DIMENSIONS</th> <th colspan="2">BACK DIMENSIONS</th> </tr> <tr> <th>W</th> <th>D</th> <th>H</th> <th>W</th> <th>D</th> <th>H</th> <th>W</th> <th>H</th> </tr> </thead> <tbody> <tr> <td>IN</td> <td>18</td> <td>22</td> <td>32</td> <td>18</td> <td>16</td> <td>15.5-20.5</td> <td>15.5</td> <td>14</td> </tr> <tr> <td>MM</td> <td>457</td> <td>559</td> <td>813</td> <td>457</td> <td>406</td> <td>394-521</td> <td>394</td> <td>356</td> </tr> </tbody> </table> <p>Ergonomic features: C, E, M, N</p> <p>RTA 2 courier 1 per carton CANADA GREENGUARD CERTIFIED</p>		OVERALL DIMENSIONS			SEAT DIMENSIONS			BACK DIMENSIONS		W	D	H	W	D	H	W	H	IN	18	22	32	18	16	15.5-20.5	15.5	14	MM	457	559	813	457	406	394-521	394	356
			OVERALL DIMENSIONS			SEAT DIMENSIONS			BACK DIMENSIONS																											
W		D	H	W	D	H	W	H																												
IN	18	22	32	18	16	15.5-20.5	15.5	14																												
MM	457	559	813	457	406	394-521	394	356																												
<p>List price</p> <p><b>MVL1617</b> 324</p>																																				
 <p><b>Task w/Arms</b> Unit weight: 24 LB   10.9 KG Carton weight: 27 LB   12.25 KG Carton volume: 4.6 FT<sup>3</sup>   0.13 MT<sup>3</sup></p>	<table border="1"> <thead> <tr> <th rowspan="2"></th> <th colspan="3">OVERALL DIMENSIONS</th> <th colspan="3">SEAT DIMENSIONS</th> <th colspan="2">BACK DIMENSIONS</th> </tr> <tr> <th>W</th> <th>D</th> <th>H</th> <th>W</th> <th>D</th> <th>H</th> <th>W</th> <th>H</th> </tr> </thead> <tbody> <tr> <td>IN</td> <td>22</td> <td>22</td> <td>32</td> <td>18</td> <td>16</td> <td>15.5-20.5</td> <td>15.5</td> <td>14</td> </tr> <tr> <td>MM</td> <td>559</td> <td>559</td> <td>813</td> <td>457</td> <td>406</td> <td>394-521</td> <td>394</td> <td>356</td> </tr> </tbody> </table> <p>Ergonomic features: C, E, H, M, N</p> <p>RTA 2 courier 1 per carton CANADA GREENGUARD CERTIFIED</p>		OVERALL DIMENSIONS			SEAT DIMENSIONS			BACK DIMENSIONS		W	D	H	W	D	H	W	H	IN	22	22	32	18	16	15.5-20.5	15.5	14	MM	559	559	813	457	406	394-521	394	356
			OVERALL DIMENSIONS			SEAT DIMENSIONS			BACK DIMENSIONS																											
		W	D	H	W	D	H	W	H																											
IN	22	22	32	18	16	15.5-20.5	15.5	14																												
MM	559	559	813	457	406	394-521	394	356																												
<p>List price</p> <p><b>MVL2784</b> 119</p>																																				
 <p><b>Height Adjustable T-Arms - 1 pair</b> Unit weight: 8 LB   3.6 KG Carton weight: 10 LB   4.54 KG Carton volume: 1.3 FT<sup>3</sup>   0.03 MT<sup>3</sup></p>	<table border="1"> <thead> <tr> <th rowspan="2"></th> <th colspan="3">OVERALL DIMENSIONS</th> <th colspan="3">SEAT DIMENSIONS</th> <th colspan="2">BACK DIMENSIONS</th> </tr> <tr> <th>W</th> <th>D</th> <th>H</th> <th>W</th> <th>D</th> <th>H</th> <th>W</th> <th>H</th> </tr> </thead> <tbody> <tr> <td>IN</td> <td>3</td> <td>10</td> <td>12</td> <td>-</td> <td>-</td> <td>-</td> <td>-</td> <td>-</td> </tr> <tr> <td>MM</td> <td>76</td> <td>254</td> <td>305</td> <td>-</td> <td>-</td> <td>-</td> <td>-</td> <td>-</td> </tr> </tbody> </table> <p>RTA 00 courier 1 pair per carton (pricing is for the pair, specifications are for one arm)</p>		OVERALL DIMENSIONS			SEAT DIMENSIONS			BACK DIMENSIONS		W	D	H	W	D	H	W	H	IN	3	10	12	-	-	-	-	-	MM	76	254	305	-	-	-	-	-
			OVERALL DIMENSIONS			SEAT DIMENSIONS			BACK DIMENSIONS																											
		W	D	H	W	D	H	W	H																											
IN	3	10	12	-	-	-	-	-																												
MM	76	254	305	-	-	-	-	-																												

TOMA



model OTG13032

STANDARD FEATURES

- Mesh back synchro-tilter chair.
- Standard with height adjustable T arms with self-skinned urethane (SSU) armcaps.
- Black base with dual wheel carpet casters (C1) is standard.
- Available in Black polyester seat fabric with a Black mesh back.
- Compliant with the emissions guidelines set by the GREENGUARD Environmental Institute.
- Limited Lifetime Warranty (2-year exceptions apply - see page 146).
- Weight capacity for this series is 300 lbs.

CHAIR ADJUSTMENTS

- Upright position tilt lock.
- Tilt tension adjustment.
- Height adjustable flexible lumbar support.
- Pneumatic seat height adjustment.

OPTIONAL FEATURES

- Hard surface flooring casters (C9R) can be purchased separately. Add \$96/set.

DESCRIPTION

MODEL# / FEATURES



**Medium Back Synchro-Tilter**  
 Unit weight: 31 LB | 14.1 KG  
 Carton weight: 36 LB | 16.33 KG  
 Carton volume: 4.7 FT³ | 0.13 MT³

Ergonomic features:  
 A, B, C, D, H, L, M, N

List price

OTG13032 568

OVERALL DIMENSIONS			SEAT DIMENSIONS			BACK DIMENSIONS		
	W	D	H	W	D	H	W	H
IN	24	24	40	18.5	17	18.5-22.5	17.5	20.5
MM	610	610	1016	470	432	470-572	445	521

RTA 8



1 per carton



ULTRA



model MVL11730



model MVL11743

STANDARD FEATURES

- Canadian made tilter and guest chairs.
- Internal welded steel frame.
- Chrome fixed arms (except armless models) and base.
- Dual wheel carpet casters (C65) are standard (except guest chairs).
- Seating surfaces can be upholstered in Luxhide bonded leather, in various colors (see page 142).
- Compliant with the emissions guidelines set by the GREENGUARD Environmental Institute.
- Limited Lifetime Warranty (5-year exceptions apply - see page 146).
- Weight capacity for this series is 300 lbs.

CHAIR ADJUSTMENTS




- Center tilt with upright position tilt lock.
- Tilt tension adjustment.
- Pneumatic seat height adjustment.

OPTIONAL FEATURES

- For hard surface flooring casters, please specify (C65R). Add \$21/set.
- Optional removable upholstered armcaps are available for tilter models with arms, please order (MVL11733). For graded-in textile pricing, please contact Customer Service.

ALTERNATE TEXTILE OPTIONS

- Graded-in textiles are available. No minimum quantities. Contact Customer Service for pricing.

DESCRIPTION	MODEL# / FEATURES																																			
 <p><b>High Back Tilter w/Arms</b> Unit weight: 32 LB   14.5 KG Carton weight: 44 LB   19.96 KG Carton volume: 11 FT<sup>3</sup>   0.31 MT<sup>3</sup></p>	<p>List price</p> <p><b>MVL11730</b> 699</p>																																			
	<table border="1"> <thead> <tr> <th rowspan="2"></th> <th colspan="3">OVERALL DIMENSIONS</th> <th colspan="3">SEAT DIMENSIONS</th> <th colspan="2">BACK DIMENSIONS</th> </tr> <tr> <th>W</th> <th>D</th> <th>H</th> <th>W</th> <th>D</th> <th>H</th> <th>W</th> <th>H</th> </tr> </thead> <tbody> <tr> <td>IN</td> <td>23.5</td> <td>24.5</td> <td>40</td> <td>21</td> <td>17.5</td> <td>17.5-22.5</td> <td>20</td> <td>21</td> </tr> <tr> <td>MM</td> <td>597</td> <td>622</td> <td>1016</td> <td>533</td> <td>445</td> <td>445-572</td> <td>508</td> <td>533</td> </tr> </tbody> </table>		OVERALL DIMENSIONS			SEAT DIMENSIONS			BACK DIMENSIONS		W	D	H	W	D	H	W	H	IN	23.5	24.5	40	21	17.5	17.5-22.5	20	21	MM	597	622	1016	533	445	445-572	508	533
			OVERALL DIMENSIONS			SEAT DIMENSIONS			BACK DIMENSIONS																											
		W	D	H	W	D	H	W	H																											
IN	23.5	24.5	40	21	17.5	17.5-22.5	20	21																												
MM	597	622	1016	533	445	445-572	508	533																												
<p>Ergonomic features: A, B, C, M, N, S</p> <p>RTA 1 courier 1 per carton CANADA GREENGUARD</p>																																				
	<p>List price</p> <p><b>MVL11732</b> 629</p>																																			
 <p><b>Armless High Back Tilter</b> Unit weight: 28 LB   12.7 KG Carton weight: 38 LB   17.24 KG Carton volume: 11 FT<sup>3</sup>   0.31 MT<sup>3</sup></p>	<table border="1"> <thead> <tr> <th rowspan="2"></th> <th colspan="3">OVERALL DIMENSIONS</th> <th colspan="3">SEAT DIMENSIONS</th> <th colspan="2">BACK DIMENSIONS</th> </tr> <tr> <th>W</th> <th>D</th> <th>H</th> <th>W</th> <th>D</th> <th>H</th> <th>W</th> <th>H</th> </tr> </thead> <tbody> <tr> <td>IN</td> <td>21</td> <td>24.5</td> <td>40</td> <td>21</td> <td>17.5</td> <td>17.5-22.5</td> <td>20</td> <td>21</td> </tr> <tr> <td>MM</td> <td>533</td> <td>622</td> <td>1016</td> <td>533</td> <td>445</td> <td>445-572</td> <td>508</td> <td>533</td> </tr> </tbody> </table>		OVERALL DIMENSIONS			SEAT DIMENSIONS			BACK DIMENSIONS		W	D	H	W	D	H	W	H	IN	21	24.5	40	21	17.5	17.5-22.5	20	21	MM	533	622	1016	533	445	445-572	508	533
			OVERALL DIMENSIONS			SEAT DIMENSIONS			BACK DIMENSIONS																											
		W	D	H	W	D	H	W	H																											
	IN	21	24.5	40	21	17.5	17.5-22.5	20	21																											
MM	533	622	1016	533	445	445-572	508	533																												
<p>Ergonomic features: A, B, C, M, N, S</p> <p>RTA 1 courier 1 per carton CANADA GREENGUARD</p>																																				
	<p>List price</p> <p><b>MVL11733</b> 56</p>																																			
 <p><b>Upholstered Armcaps - 1 pair</b> Unit weight: 0.25 LB   0.1 KG Carton weight: 0.75 LB   0.34 KG Carton volume: 0.2 FT<sup>3</sup>   0.01 MT<sup>3</sup></p>	<p>For models with arms: MVL11730, MVL11734.</p> <p>RTA 00 courier 1 per carton (pricing is for the pair, specifications are for one armcap) CANADA GREENGUARD</p>																																			
	<p>List price</p> <p><b>MVL11734</b> 679</p>																																			
	<table border="1"> <thead> <tr> <th rowspan="2"></th> <th colspan="3">OVERALL DIMENSIONS</th> <th colspan="3">SEAT DIMENSIONS</th> <th colspan="2">BACK DIMENSIONS</th> </tr> <tr> <th>W</th> <th>D</th> <th>H</th> <th>W</th> <th>D</th> <th>H</th> <th>W</th> <th>H</th> </tr> </thead> <tbody> <tr> <td>IN</td> <td>23.5</td> <td>24.5</td> <td>38</td> <td>21</td> <td>17.5</td> <td>17.5-22.5</td> <td>20</td> <td>19</td> </tr> <tr> <td>MM</td> <td>597</td> <td>622</td> <td>965</td> <td>533</td> <td>445</td> <td>445-572</td> <td>508</td> <td>483</td> </tr> </tbody> </table>		OVERALL DIMENSIONS			SEAT DIMENSIONS			BACK DIMENSIONS		W	D	H	W	D	H	W	H	IN	23.5	24.5	38	21	17.5	17.5-22.5	20	19	MM	597	622	965	533	445	445-572	508	483
			OVERALL DIMENSIONS			SEAT DIMENSIONS			BACK DIMENSIONS																											
W		D	H	W	D	H	W	H																												
IN	23.5	24.5	38	21	17.5	17.5-22.5	20	19																												
MM	597	622	965	533	445	445-572	508	483																												
<p>Ergonomic features: A, B, C, M, N, S</p> <p>RTA 1 courier 1 per carton CANADA GREENGUARD</p>																																				

**DESCRIPTION MODEL# / FEATURES**



**Armless Low Back Tilter**  
 Unit weight: 31 LB | 14.1 KG  
 Carton weight: 38 LB | 17.24 KG  
 Carton volume: 11 FT<sup>3</sup> | 0.31 MT<sup>3</sup>

List price

**MVL11735** 615

Ergonomic features:  
 A, B, C, M, N, S

OVERALL DIMENSIONS			SEAT DIMENSIONS			BACK DIMENSIONS	
W	D	H	W	D	H	W	H

IN	21	24.5	38	21	17.5	17.5-22.5	20	19
MM	533	622	965	533	445	445-572	508	483

**RTA 1**



1 per carton



**Medium Back Guest Chair, Cantilever Base**  
 Unit weight: 32 LB | 14.5 KG  
 Carton weight: 40 LB | 18.14 KG  
 Carton volume: 13.25 FT<sup>3</sup> | 0.37 MT<sup>3</sup>

List price

**MVL11742** 779

Ergonomic features:  
 M, N

OVERALL DIMENSIONS			SEAT DIMENSIONS			BACK DIMENSIONS	
W	D	H	W	D	H	W	H

IN	24.25	25	35	21	17.5	18	21	17.5
MM	616	635	889	533	445	457	533	445

**RTA 00**

1 per carton



**Armless Medium Back Guest Chair, Cantilever Base**  
 Unit weight: 26 LB | 11.8 KG  
 Carton weight: 32 LB | 14.51 KG  
 Carton volume: 13.75 FT<sup>3</sup> | 0.38 MT<sup>3</sup>

List price

**MVL11743** 669

Ergonomic features:  
 M, N

OVERALL DIMENSIONS			SEAT DIMENSIONS			BACK DIMENSIONS	
W	D	H	W	D	H	W	H

IN	21	24.75	35	21	17.5	18	21	17.5
MM	533	629	889	533	445	457	533	445

**RTA 00**

1 per carton



YOHO



model MVL2789

STANDARD FEATURES





- Canadian made task chairs.
- Thick cushion compound-curved back offers great lumbar support.
- Standard with height adjustable T-arms with durable self-skinned urethane (SSU) armcaps (except armless models).
- Dual wheel carpet casters (C65) are standard.
- Height adjustable chairs are equipped with an adjustable Chrome footrest.
- Seating surfaces can be upholstered in Luxhide bonded leather (various colors) or in all Global grade 1 seating textiles (see page 142).
- Compliant with the emissions guidelines set by the GREENGUARD Environmental Institute.
- Limited Lifetime Warranty (5-year exceptions apply - see page 146).
- Weight capacity for this series is 300 lbs.

CHAIR ADJUSTMENTS

- Seat depth adjustment.
- Pneumatic seat height adjustment.

OPTIONAL FEATURES

- For hard surface flooring casters, please specify (C65R). Add \$21/set.

DESCRIPTION	MODEL# / FEATURES																																			
 <p><b>Medium Back Task w/Arms</b> Unit weight: 32 LB   14.5 KG Carton weight: 38 LB   17.24 KG Carton volume: 5.5 FT<sup>3</sup>   0.15 MT<sup>3</sup></p>	<p><b>MVL2778</b> Luxhide bonded leather or fabric</p> <p>List price: 583</p>																																			
	<table border="1"> <thead> <tr> <th rowspan="2"></th> <th colspan="3">OVERALL DIMENSIONS</th> <th colspan="3">SEAT DIMENSIONS</th> <th colspan="2">BACK DIMENSIONS</th> </tr> <tr> <th>W</th> <th>D</th> <th>H</th> <th>W</th> <th>D</th> <th>H</th> <th>W</th> <th>H</th> </tr> </thead> <tbody> <tr> <td>IN</td> <td>24.5</td> <td>24.5</td> <td>38</td> <td>19</td> <td>16</td> <td>16.5-21.5</td> <td>18</td> <td>19</td> </tr> <tr> <td>MM</td> <td>622</td> <td>622</td> <td>965</td> <td>483</td> <td>406</td> <td>419-546</td> <td>457</td> <td>483</td> </tr> </tbody> </table>		OVERALL DIMENSIONS			SEAT DIMENSIONS			BACK DIMENSIONS		W	D	H	W	D	H	W	H	IN	24.5	24.5	38	19	16	16.5-21.5	18	19	MM	622	622	965	483	406	419-546	457	483
			OVERALL DIMENSIONS			SEAT DIMENSIONS			BACK DIMENSIONS																											
		W	D	H	W	D	H	W	H																											
IN	24.5	24.5	38	19	16	16.5-21.5	18	19																												
MM	622	622	965	483	406	419-546	457	483																												
<p>Ergonomic features: C, E, H, M, N</p> <p>RTA 2    courier    1 per carton    CANADA    GREENGUARD</p>																																				
	<p>List price: 483</p>																																			
 <p><b>Medium Back Armless Task</b> Unit weight: 23 LB   10.5 KG Carton weight: 29 LB   13.15 KG Carton volume: 5.5 FT<sup>3</sup>   0.15 MT<sup>3</sup></p>	<p><b>MVL2779</b> Luxhide bonded leather or fabric</p> <p>List price: 483</p>																																			
	<table border="1"> <thead> <tr> <th rowspan="2"></th> <th colspan="3">OVERALL DIMENSIONS</th> <th colspan="3">SEAT DIMENSIONS</th> <th colspan="2">BACK DIMENSIONS</th> </tr> <tr> <th>W</th> <th>D</th> <th>H</th> <th>W</th> <th>D</th> <th>H</th> <th>W</th> <th>H</th> </tr> </thead> <tbody> <tr> <td>IN</td> <td>19</td> <td>24.5</td> <td>38</td> <td>19</td> <td>16.5</td> <td>16.5-21.5</td> <td>18</td> <td>19</td> </tr> <tr> <td>MM</td> <td>483</td> <td>622</td> <td>965</td> <td>483</td> <td>406</td> <td>419-546</td> <td>457</td> <td>483</td> </tr> </tbody> </table>		OVERALL DIMENSIONS			SEAT DIMENSIONS			BACK DIMENSIONS		W	D	H	W	D	H	W	H	IN	19	24.5	38	19	16.5	16.5-21.5	18	19	MM	483	622	965	483	406	419-546	457	483
			OVERALL DIMENSIONS			SEAT DIMENSIONS			BACK DIMENSIONS																											
		W	D	H	W	D	H	W	H																											
IN	19	24.5	38	19	16.5	16.5-21.5	18	19																												
MM	483	622	965	483	406	419-546	457	483																												
<p>Ergonomic features: C, E, M, N</p> <p>RTA 2    courier    1 per carton    CANADA    GREENGUARD</p>																																				
	<p>List price: 373</p>																																			
 <p><b>Low Back Armless Task</b> Unit weight: 23 LB   10.5 KG Carton weight: 28 LB   12.7 KG Carton volume: 4.7 FT<sup>3</sup>   0.13 MT<sup>3</sup></p>	<p><b>MVL2786</b> Luxhide bonded leather or fabric (previously MVL2786F)</p> <p>List price: 373</p>																																			
	<table border="1"> <thead> <tr> <th rowspan="2"></th> <th colspan="3">OVERALL DIMENSIONS</th> <th colspan="3">SEAT DIMENSIONS</th> <th colspan="2">BACK DIMENSIONS</th> </tr> <tr> <th>W</th> <th>D</th> <th>H</th> <th>W</th> <th>D</th> <th>H</th> <th>W</th> <th>H</th> </tr> </thead> <tbody> <tr> <td>IN</td> <td>19</td> <td>24</td> <td>34</td> <td>19</td> <td>16.5</td> <td>16-21</td> <td>17.5</td> <td>16</td> </tr> <tr> <td>MM</td> <td>483</td> <td>610</td> <td>864</td> <td>483</td> <td>419</td> <td>406-533</td> <td>445</td> <td>406</td> </tr> </tbody> </table>		OVERALL DIMENSIONS			SEAT DIMENSIONS			BACK DIMENSIONS		W	D	H	W	D	H	W	H	IN	19	24	34	19	16.5	16-21	17.5	16	MM	483	610	864	483	419	406-533	445	406
			OVERALL DIMENSIONS			SEAT DIMENSIONS			BACK DIMENSIONS																											
		W	D	H	W	D	H	W	H																											
IN	19	24	34	19	16.5	16-21	17.5	16																												
MM	483	610	864	483	419	406-533	445	406																												
<p>Ergonomic features: C, E, M, N</p> <p>RTA 2    courier    1 per carton    CANADA    GREENGUARD</p>																																				
	<p>List price: 490</p>																																			
 <p><b>Low Back Task w/Arms</b> Unit weight: 29 LB   13.2 KG Carton weight: 34 LB   15.42 KG Carton volume: 4.7 FT<sup>3</sup>   0.13 MT<sup>3</sup></p>	<p><b>MVL2789</b> Luxhide bonded leather or fabric (previously MVL2789F)</p> <p>List price: 490</p>																																			
	<table border="1"> <thead> <tr> <th rowspan="2"></th> <th colspan="3">OVERALL DIMENSIONS</th> <th colspan="3">SEAT DIMENSIONS</th> <th colspan="2">BACK DIMENSIONS</th> </tr> <tr> <th>W</th> <th>D</th> <th>H</th> <th>W</th> <th>D</th> <th>H</th> <th>W</th> <th>H</th> </tr> </thead> <tbody> <tr> <td>IN</td> <td>24</td> <td>24</td> <td>34</td> <td>19</td> <td>16.5</td> <td>16-21</td> <td>17.5</td> <td>16</td> </tr> <tr> <td>MM</td> <td>610</td> <td>610</td> <td>864</td> <td>483</td> <td>419</td> <td>406-533</td> <td>445</td> <td>406</td> </tr> </tbody> </table>		OVERALL DIMENSIONS			SEAT DIMENSIONS			BACK DIMENSIONS		W	D	H	W	D	H	W	H	IN	24	24	34	19	16.5	16-21	17.5	16	MM	610	610	864	483	419	406-533	445	406
			OVERALL DIMENSIONS			SEAT DIMENSIONS			BACK DIMENSIONS																											
		W	D	H	W	D	H	W	H																											
IN	24	24	34	19	16.5	16-21	17.5	16																												
MM	610	610	864	483	419	406-533	445	406																												
<p>Ergonomic features: C, E, H, M, N</p> <p>RTA 2    courier    1 per carton    CANADA    GREENGUARD</p>																																				

DESCRIPTION MODEL# / FEATURES



**Low Back Armless Height Adjustable Task Stool**

Unit weight: 40 LB | 18.2 KG  
 Carton weight: 45 LB | 20.41 KG  
 Carton volume: 7 FT³ | 0.19 MT³

List price

**MVL2796** 579  
 Luxhide bonded leather  
 or fabric (previously MVL2796F)

Ergonomic features:  
 C, E, M, N

	OVERALL DIMENSIONS			SEAT DIMENSIONS			BACK DIMENSIONS	
	W	D	H	W	D	H	W	H
IN	19	24	44	19	16.5	23.5-33.5	17.5	16
MM	483	610	1118	483	419	597-851	445	406

RTA 2 1 per carton



**Low Back Height Adjustable Task Stool w/Arms**

Unit weight: 46 LB | 20.9 KG  
 Carton weight: 50 LB | 22.68 KG  
 Carton volume: 7 FT³ | 0.19 MT³

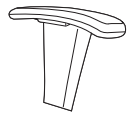
List price

**MVL2799** 695  
 Luxhide bonded leather  
 or fabric (previously MVL2799F)

Ergonomic features:  
 C, E, H, M, N

	OVERALL DIMENSIONS			SEAT DIMENSIONS			BACK DIMENSIONS	
	W	D	H	W	D	H	W	H
IN	24	24	44	19	16.5	23.5-33.5	17.5	16
MM	610	610	1118	483	419	597-851	445	406

RTA 2 1 per carton



**Height Adjustable T-Arms - 1 pair**

Unit weight: 8 LB | 3.6 KG  
 Carton weight: 10 LB | 4.54 KG  
 Carton volume: 1.3 FT³ | 0.03 MT³

List price

**MVL2784** 119

	OVERALL DIMENSIONS			SEAT DIMENSIONS			BACK DIMENSIONS	
	W	D	H	W	D	H	W	H
IN	3	10	12	-	-	-	-	-
MM	76	254	305	-	-	-	-	-

RTA 00 1 pair per carton (pricing is for the pair, specifications are for one arm)



ZIM



model OTG11351G

STANDARD FEATURES




- High back synchro-tilter chair with wrap around mesh design.
- Standard with height adjustable T arms with self-skinned urethane (SSU) armcaps.
- Available in Black polyester fabric seat with mesh back in Black (B) or Grey (G).
- Black base with dual wheel carpet casters (C1) is standard.
- Compliant with the emissions guidelines set by the GREENGUARD Environmental Institute.
- Limited Lifetime Warranty (2-year exceptions apply - see page 146).
- Weight capacity for this series is 300 lbs.

CHAIR ADJUSTMENTS

- Synchro tilt with multi position tilt lock.
- Automatic tilt tension adjustment.
- Seat depth adjustment.
- Pneumatic seat height adjustment.

OPTIONAL FEATURES

- Hard surface flooring casters (C9R) can be purchased separately. Add \$96/set.

DESCRIPTION	MODEL# / FEATURES	List price							
 <p><b>High Back Weight Sensing Synchro-Tilter</b>                      Unit weight: 37.5 LB   17 KG                      Carton weight: 44 LB   19.96 KG                      Carton volume: 5.75 FT³   0.16 MT³</p>	<p><b>OTG11351B</b>  <b>OTG11351G</b></p>	519							
		OVERALL DIMENSIONS			SEAT DIMENSIONS			BACK DIMENSIONS	
		W	D	H	W	D	H	W	H
	IN 26	24.5	43	19.5	18	18.5-22.5	18	22.5	
	MM 660	622	1092	495	457	470-572	457	572	
	Ergonomic features: B, C, E, H, L, M, N		 1 per carton	