

# Seating

Actin.....	10
Altona .....	10
Amira .....	11
Annapolis .....	12
Ashmont .....	13
Ashton .....	14
Avro .....	15
Beta .....	20
Bolt.....	21
Brighton.....	21
Camán.....	22
Carleton .....	23
Centro .....	24
Cobalt.....	25
Craft.....	26
Craft tables .....	28
Danio .....	30
Dash .....	31
Dori 2 .....	31
Eor .....	32
Finch .....	33
Format .....	34
Full-Time .....	35
Gennex.....	36
Geo .....	37
Ibex .....	38
Ionic benches .....	45
Java .....	46
Kaysee .....	47

Kazan .....	47
Kylie .....	48
Lite-Lift.....	49
Lumi.....	50
M-Task .....	51
Masi .....	52
Minto.....	53
MVL File Buddy .....	54
Overtime .....	55
Overtime 350 .....	55
Overtime 350M.....	56
Pacific .....	57
Part-Time .....	58
Petra .....	59
Safari.....	60
Six 13.....	60
Six 31.....	61
Soda .....	62
Soda tables.....	62
Sparrow.....	63
Stradic .....	64
Suburb.....	65
Tami .....	66
TL .....	67
Toma.....	68
Ultra .....	69
Yoho .....	71
Zim .....	73

# ERGONOMIC FEATURES & BENEFITS

EACH GLOBAL CHAIR IS BUILT WITH FEATURES THAT ARE ERGONOMICALLY DESIGNED TO PROMOTE GOOD POSTURE AND PROVIDE MAXIMUM COMFORT. WHILE FULLY SUPPORTING YOUR BODY, THESE FEATURES SHOULD ALSO ALLOW YOU TO ADJUST YOUR CHAIR TO FIT YOU.



## A TENSION ADJUSTMENT

Increase or decrease to match body weight. Allows you to rock comfortably, without heavy pushing, reducing muscle fatigue.



## B CHAIR TILT LOCK

Lock the tilt movement in position(s) to accommodate your working posture. Allows you to lock your chair in a comfortable and supportive position. (Can be either single position, multiple position or infinite position.)



## C SEAT HEIGHT

Raise or lower to allow your feet to rest flat on the floor. Avoids pressure under your thighs, easing blood flow.



## D BACK/LUMBAR HEIGHT ADJUSTMENT

Raise or lower to position lumbar support in your lumbar area. Reduces likelihood of back pain.



## E SEAT DEPTH

Change the depth of the seat to accommodate the length of your thighs. Keeps your back in contact with the backrest while avoiding pressure behind your knees. Can be sliding (MD) or manual.



## F SEAT ANGLE ADJUSTMENT

Allows chair to tilt forward changing the angle of your thighs in relation to the floor. Helps reduce disc pressure during forward leaning tasks.



## G BACK ANGLE ADJUSTMENT

Adjust to change the angle of your torso in relation to your thighs. Helps reduce disc pressure and relaxes your back muscles.



## H ARM HEIGHT

Raise or lower to support your forearms. Reduces muscular effort in neck and shoulders, minimizing risk of pain.



## J KNEE-TILT MOVEMENT

Chair tilts from a pivot point at the front of the seat, keeping your feet on the floor as you rock. Maintains stability.



## L SYNCHRO-TILT MOVEMENT

Backrest reclines at a faster rate than the seat, increasing the angle between your torso and thighs. Enhances comfort and encourages dynamic body movement.



## M WATERFALL SEAT EDGE

Reduces pressure at the back of your knees, contributing to good blood flow.



## N CONTOURED CUSHION

Supports the body effectively, allowing you to sit longer without discomfort.



## P VIBRATING SEAT & BACK

Soothing effect contributes to your relaxation during work breaks.



## Q WIDTH ADJUSTABLE ARMS

Allows outward movement of armrests to match shoulder breadth. Ensures armrests properly support forearms, reducing muscular efforts in neck and shoulders.



## R ARM ROTATION

Rotate armcaps to support your forearms in various positions. Reduces muscular effort in neck and shoulders minimizing risk of pain.



## S CENTER TILT

Chair tilts from a pivot point under the center of the seat allowing you to rock. When your feet are well supported, blood flow is enhanced.



## U SOFT DESCENT PNEUMATIC LIFT

Gently and gradually lowering the seat helps you easily select proper seat height without causing a jerking motion.



## V LUMBAR DEPTH ADJUSTMENT

Increase or decrease curvature of the back to match the profile of your lower back. Enhances comfort and support in the lower lumbar area.

## MAXIMIZING YOUR ERGONOMIC SEATING

- Always select a chair that is designed for the type of work you perform and make certain the chair is comfortable for the length of time spent using it.
- Ensure that the seat and back cushions are contoured to fit your body, which will help eliminate pressure points.
- An ergonomically designed chair should allow changing positions easily.
- As you work, reposition yourself throughout the day to reduce strain and stress on specific muscle groups. If you change job functions, adjust your chair to fit the new task.
- Proper ergonomic seating should help eliminate many of the work related injuries that result from poor posture and poorly designed chairs.

## TASK



### ADJUSTMENTS

- (2) Pneumatic seat height
- (8) Manual seat depth
- Back/lumbar height \*\*
- Swivel

## POSTURE TASK



### ADJUSTMENTS

- (2) Pneumatic seat height
- (3) Back angle
- (6) Back/lumbar height \*\*
- Seat depth \*
- Swivel

### NOTES

- \* Select models only.
- \*\* Ratchet back height adjustment on select models.
- Mechanisms shown are generic depictions and may differ from one chair to another.

## TILTER



### ADJUSTMENTS

- (1) Tilt tension
- (2) Pneumatic seat height
- (9) Multiple position tilt lock \*
- Center tilt action
- Swivel

## MULTI-TILTER



### ADJUSTMENTS

- (1) Tilt tension
- (2) Pneumatic seat height
- (3) Back angle adjustment
- (4) Seat angle
- (8) Sliding seat depth adjustment (MD)
- (9) Infinite position tilt lock
- Back/lumbar height \*\*
- Center tilt action
- Swivel

## SYNCHRO-TILTER



### ADJUSTMENTS

- (1) Tilt tension
- (2) Pneumatic seat height
- (9) Multiple position tilt lock/synchro tilt action
- Anti kick back
- Back/lumbar height \*\*
- Swivel

## OPERATOR



### ADJUSTMENTS

- (2) Pneumatic seat height
- (3) Back angle \*(free float/lock)
- (4) Seat angle \*(free float/lock)
- Back/lumbar height \*\*
- With single lever operator mechanism, seat and back angle are controlled using lever 4 \*
- Swivel

ACTIN



model OTG11950B

STANDARD FEATURES

- Value priced multi-tilter.
- Fully upholstered seat and back.
- Standard with height adjustable arms.
- Dual wheel carpet casters (C65) are standard.
- Upholstered in Black, Quilt (QL10) only.
- Compliant with the emissions guidelines set by the GREENGUARD Environmental Institute.
- Limited Lifetime Warranty (2-year exceptions apply - see page 134).
- Weight capacity for this series is 300 lbs.

CHAIR ADJUSTMENTS

- Multi-tilter mechanism with infinite position tilt lock.
- Tilt tension adjustment.
- Independent back and seat angle adjustment.
- Seat depth adjustment.
- Ratchet back height adjustment.
- Pneumatic seat height adjustment.

OPTIONAL FEATURES

- Hard surface flooring casters (**C65R**) can be purchased separately. Add \$96/set.

DESCRIPTION

MODEL# / FEATURES



Medium Back Multi-Tilter

Unit weight: 53 LB | 24.04 KG  
Carton weight: 53 LB | 24.04 KG  
Carton volume: 7.5 FT³ | 0.21 MT³

Ergonomic features:  
A, B, C, D, E, G, H, M, N, S

List price

**OTG11950B**  
Black Quilt fabric

567

OVERALL DIMENSIONS

	W	D	H
IN	26.5	23.5	39
MM	673	597	991

SEAT DIMENSIONS

W	D	H
20.5	17	17.5-21.5
521	432	445-546

BACK DIMENSIONS

W	H
19	19.5
483	495



1 per carton



ALTONA



model OTG11616B

STANDARD FEATURES

- Altona offers comfort and generous proportions at an affordable price.
- Durable nylon arms are standard.
- Dual wheel carpet casters (C65) are standard.
- OTG11616B seating surfaces are upholstered in Black Luxhide bonded leather (PU30/BL20).
- Compliant with the emissions guidelines set by the GREENGUARD Environmental Institute.
- Limited Lifetime Warranty (2-year exceptions apply - see page 134).
- Weight capacity for this series is 300 lbs.

CHAIR ADJUSTMENTS

- Tilter mechanism with upright tilt lock.
- Tilt tension adjustment.
- Pneumatic seat height adjustment.

OPTIONAL FEATURES

- Hard surface flooring casters (**C65R**) can be purchased separately. Add \$96/set.

DESCRIPTION

MODEL# / FEATURES



High Back Tilter

Unit weight: 38 LB | 17.23 KG  
Carton weight: 38 LB | 17.24 KG  
Carton volume: 4.56 FT³ | 0.12 MT³

Ergonomic features:  
A, B, C, M, N, S

List price

**OTG11616B**  
Black Luxhide leather

381

OVERALL DIMENSIONS

	W	D	H
IN	24	26.5	41
MM	610	673	1041

SEAT DIMENSIONS

W	D	H
20	19	16.5-20.5
508	483	419-521

BACK DIMENSIONS

W	H
20.5	23
521	584



1 per carton





AMIRA



model OTG13020

STANDARD FEATURES

- Mesh back and upholstered seat tilter chair.
- Soft sculpted frame design.
- Fixed loop arms.
- Black base with dual wheel carpet casters (C65) is standard.
- Seat can be upholstered in Black polyester with Black mesh back (**BLK**) or in Blue polyester with Blue/Grey mesh back (**BLU**).
- Compliant with the emissions guidelines set by the GREENGUARD Environmental Institute.
- Limited Lifetime Warranty (2-year exceptions apply - see page 134).
- Weight capacity for this series is 300 lbs.

CHAIR ADJUSTMENTS

- Center tilt with upright position tilt lock.
- Tilt tension adjustment.
- Pneumatic seat height adjustment.

OPTIONAL FEATURES

- Hard surface flooring casters (**C65R**) can be purchased separately. Add \$96/set.

DESCRIPTION

MODEL# / FEATURES






**Medium Mesh Back Tilter**  
Unit weight: 26 LB | 11.8 KG  
Carton weight: 31 LB | 14.06 KG  
Carton volume: 4.6 FT³ | 0.13 MT³

Ergonomic features:  
A, B, C, M, N, S

List price

OTG13020

425

OVERALL DIMENSIONS			SEAT DIMENSIONS			BACK DIMENSIONS		
	W	D	H	W	D	H	W	H
IN	23.5	25	40.5	20.5	18	17-21	18.5	21
MM	597	635	1029	521	457	432-533	470	533
						1 per carton		
								

ANNAPOLIS



model MVL2732

STANDARD FEATURES





- Simple function, great price.
- Canadian made.
- Durable nylon arms are standard.
- Dual wheel carpet casters (C65) are standard.
- MVL2732 and MVL2732-9 seating surfaces can be upholstered in Luxhide bonded leather, in various colours (see page 130).
- MVL2733 and MVL2733-9 can be upholstered in all Global grade 1 seating textiles (see page 130).
- Compliant with the emissions guidelines set by the GREENGUARD Environmental Institute.
- Limited Lifetime Warranty (5-year exceptions apply - see page 134).
- Weight capacity for this series is 300 lbs.

CHAIR ADJUSTMENTS

- Tilter mechanism with upright tilt lock.
- Tilt tension adjustment.
- Pneumatic seat height adjustment.

OPTIONAL FEATURES

- For hard surface flooring casters, please specify (C65R). Add \$21/set.

DESCRIPTION		MODEL# / FEATURES	
	<b>MVL2732</b> Luxhide bonded leather	List price	
		372	
<b>High Back Tilter - Assembled</b> Unit weight: 36 LB   16.4 KG Carton weight: 40 LB   18.14 KG Carton volume: 11.75 FT³   0.33 MT³	Ergonomic features: A, B, C, M, N, S		
	<b>MVL2732-9</b> Luxhide bonded leather	List price	
		372	
<b>High Back Tilter - Condensed Packaging</b> Unit weight: 36 LB   16.4 KG Carton weight: 40 LB   18.14 KG Carton volume: 6 FT³   0.16 MT³	Ergonomic features: A, B, C, M, N, S		
	<b>MVL2733</b> Fabric	List price	
		372	
<b>High Back Tilter - Assembled</b> Unit weight: 36 LB   16.4 KG Carton weight: 40 LB   18.14 KG Carton volume: 11.75 FT³   0.33 MT³	Ergonomic features: A, B, C, M, N, S		
	<b>MVL2733-9</b> Fabric	List price	
		372	
<b>High Back Tilter - Condensed Packaging</b> Unit weight: 36 LB   16.4 KG Carton weight: 40 LB   18.14 KG Carton volume: 6 FT³   0.16 MT³	Ergonomic features: A, B, C, M, N, S		

## ASHMONT



model MVL2780



model MVL2782

## STANDARD FEATURES




- Canadian made.
- Soft deep cushions on seat and back offer plush comfort.
- Management chairs: Height adjustable T-arms with durable self-skinned urethane (SSU) armcaps.
- Guest chairs: Upholstered armcaps, oval steel tube frame and sled base.
- Dual wheel carpet casters (C65) are standard (except guest chairs).
- Seating surfaces can be upholstered in Luxhide bonded leather, in various colours or in all Global grade 1 seating textiles (see page 130).
- Compliant with the emissions guidelines set by the GREENGUARD Environmental Institute.
- Limited Lifetime Warranty (5-year exceptions apply - see page 134).
- Weight capacity for this series is 300 lbs.

## MANAGEMENT CHAIR ADJUSTMENTS

- Center tilt with upright position tilt lock.
- Tilt tension adjustment.
- Pneumatic seat height adjustment.

## OPTIONAL FEATURES

- For hard surface flooring casters, please specify (C65R). Add \$21/set.

DESCRIPTION	MODEL# / FEATURES																																				
	List price																																				
	MVL2780	761																																			
	Luxhide bonded leather or fabric (previously MVL2780F)																																				
	<table><thead><tr><th colspan="3">OVERALL DIMENSIONS</th><th colspan="3">SEAT DIMENSIONS</th><th colspan="2">BACK DIMENSIONS</th></tr><tr><th></th><th>W</th><th>D</th><th>H</th><th>W</th><th>D</th><th>H</th><th>W</th><th>H</th></tr></thead><tbody><tr><td>IN</td><td>27</td><td>28</td><td>42</td><td>21</td><td>18</td><td>16-21</td><td>21</td><td>25</td></tr><tr><td>MM</td><td>686</td><td>711</td><td>1067</td><td>533</td><td>457</td><td>406-533</td><td>533</td><td>635</td></tr></tbody></table>		OVERALL DIMENSIONS			SEAT DIMENSIONS			BACK DIMENSIONS			W	D	H	W	D	H	W	H	IN	27	28	42	21	18	16-21	21	25	MM	686	711	1067	533	457	406-533	533	635
	OVERALL DIMENSIONS			SEAT DIMENSIONS			BACK DIMENSIONS																														
	W	D	H	W	D	H	W	H																													
IN	27	28	42	21	18	16-21	21	25																													
MM	686	711	1067	533	457	406-533	533	635																													
Ergonomic features: A, B, C, H, M, N, S																																					
	List price																																				
	MVL2781	721																																			
	Luxhide bonded leather or fabric (previously MVL2781F)																																				
	<table><thead><tr><th colspan="3">OVERALL DIMENSIONS</th><th colspan="3">SEAT DIMENSIONS</th><th colspan="2">BACK DIMENSIONS</th></tr><tr><th></th><th>W</th><th>D</th><th>H</th><th>W</th><th>D</th><th>H</th><th>W</th><th>H</th></tr></thead><tbody><tr><td>IN</td><td>27</td><td>28</td><td>39</td><td>21</td><td>18</td><td>16-21</td><td>21</td><td>22</td></tr><tr><td>MM</td><td>686</td><td>711</td><td>991</td><td>533</td><td>457</td><td>406-533</td><td>533</td><td>559</td></tr></tbody></table>		OVERALL DIMENSIONS			SEAT DIMENSIONS			BACK DIMENSIONS			W	D	H	W	D	H	W	H	IN	27	28	39	21	18	16-21	21	22	MM	686	711	991	533	457	406-533	533	559
	OVERALL DIMENSIONS			SEAT DIMENSIONS			BACK DIMENSIONS																														
	W	D	H	W	D	H	W	H																													
IN	27	28	39	21	18	16-21	21	22																													
MM	686	711	991	533	457	406-533	533	559																													
Ergonomic features: A, B, C, H, M, N, S																																					
	List price																																				
	MVL2782	542																																			
	Luxhide bonded leather or fabric (previously MVL2782F)																																				
	<table><thead><tr><th colspan="3">OVERALL DIMENSIONS</th><th colspan="3">SEAT DIMENSIONS</th><th colspan="2">BACK DIMENSIONS</th></tr><tr><th></th><th>W</th><th>D</th><th>H</th><th>W</th><th>D</th><th>H</th><th>W</th><th>H</th></tr></thead><tbody><tr><td>IN</td><td>24.5</td><td>25.5</td><td>36.5</td><td>21</td><td>18</td><td>17</td><td>21</td><td>18</td></tr><tr><td>MM</td><td>622</td><td>648</td><td>927</td><td>533</td><td>457</td><td>432</td><td>533</td><td>457</td></tr></tbody></table>		OVERALL DIMENSIONS			SEAT DIMENSIONS			BACK DIMENSIONS			W	D	H	W	D	H	W	H	IN	24.5	25.5	36.5	21	18	17	21	18	MM	622	648	927	533	457	432	533	457
	OVERALL DIMENSIONS			SEAT DIMENSIONS			BACK DIMENSIONS																														
	W	D	H	W	D	H	W	H																													
IN	24.5	25.5	36.5	21	18	17	21	18																													
MM	622	648	927	533	457	432	533	457																													
Ergonomic features: M, N																																					

ASHTON



model OTG11858B

STANDARD FEATURES

- High back management and boardroom chair.
- Unique seat suspension and segmented cushions offer a very plush feel.
- Chrome arms with upholstered armrests.
- Chrome base.
- Dual wheel carpet casters (C65) are standard.
- Seating surfaces are upholstered in Black Luxhide bonded leather.
- Compliant with the emissions guidelines set by the GREENGUARD Environmental Institute.
- Limited Lifetime Warranty (2-year exceptions apply - see page 134).
- Weight capacity for this series is 300 lbs.

CHAIR ADJUSTMENTS

- Center tilt with upright position tilt lock.
- Tilt tension adjustment.
- Pneumatic seat height adjustment.

OPTIONAL FEATURES

- Hard surface flooring casters (**C65R**) can be purchased separately. Add \$96/set.

DESCRIPTION

MODEL# / FEATURES



High Back Tilter

Unit weight: 44.83 LB | 20.33 KG  
Carton weight: 44.83 LB | 20.33 KG  
Carton volume: 5.76 FT³ | 0.16 MT³

OTG11858B

List price

631

OVERALL DIMENSIONS

W D H

IN 26 25.5 44.5  
MM 660 648 1130

SEAT DIMENSIONS

W D H

21 18 18.5-22  
533 457 470-559

BACK DIMENSIONS

W H

19.5 24  
495 610

Ergonomic features:  
A, B, C, M, N, S

RTA 8



1 per carton



## AVRO



model MVL3101



model MVL3123



model MVL3114



model MVL3107

## STANDARD FEATURES

- Avro features improved ergonomics, custom support and a streamlined profile – the perfect balance between functionality and style.
- Ergonomic seating, Canadian made.
- Available with five different mechanism options: synchro-tilter, multi-tilter, tilter, task and weight sensing synchro-tilter. Height adjustable chairs available with task mechanism only.
- Standard with height adjustable arms with durable self-skinned urethane (SSU) armcaps (except armless models).
- Dual wheel carpet casters (C1) are standard on all models.
- Mesh back and mesh seat models can only be upholstered in Black mesh (MS69).
- Mesh back and upholstered seat models: Mesh back is available in Black (MS69), Natural (MS74) and Stone (MS71).
- Seats can be upholstered in Luxhide bonded leather (various colours) or in all Global grade 1 seating textiles (see page 130).
- Compliant with the emissions guidelines set by the GREENGUARD Environmental Institute.
- Limited Lifetime Warranty (5-year exceptions apply - see page 134).
- Weight capacity for this series is 300 lbs.

## OPTIONAL FEATURES

- For hard surface flooring casters, please specify **(C9R)**. Add \$21/set.
- For optional polished aluminum base, please specify **(ALU)**. Add \$131.
- For optional height and width adjustable T-arms with sliding, articulating armcaps, please specify **(G1)**. Add \$72.

## ALTERNATE TEXTILE OPTIONS

- Graded-in textiles are available. No minimum quantities. Contact Customer Service for pricing.

## CHAIR ADJUSTMENTS

- **Synchro-tilter chairs**
  - Synchro tilt with multi position tilt lock.
  - Tilt tension adjustment.
  - Height and depth adjustable lumbar support.
  - Pneumatic seat height adjustment.
- **Multi-tilter chairs**
  - Infinite position tilt lock.
  - Tilt tension adjustment.
  - Independent back and seat angle adjustment.
  - Side activated sliding seat depth adjustment.
  - Height and depth adjustable lumbar support.
  - Pneumatic seat height adjustment.
- **Tilter chairs**
  - Center tilt with upright position tilt lock.
  - Tilt tension adjustment.
  - Height and depth adjustable lumbar support.
  - Pneumatic seat height adjustment.
- **Task chairs**
  - Manual bolt seat depth adjustment.
  - Height and depth adjustable lumbar support.
  - Pneumatic seat height adjustment.
- **Weight sensing synchro-tilter chairs**
  - Synchro tilt with multi position tilt lock.
  - Automatic tilt tension adjustment.
  - Side activated sliding seat depth adjustment.
  - Height and depth adjustable lumbar support.
  - Pneumatic seat height adjustment.
- **Height adjustable chairs**
  - Task mechanism.
  - Height and depth adjustable lumbar support.
  - Pneumatic seat height adjustment.
  - Height adjustable Chrome footrest.

## DESCRIPTION

## MODEL# / FEATURES

**Synchro-Tilter, Mesh Back and Uph Seat**

Unit weight: 42 LB | 19.1 KG  
 Carton weight: 51 LB | 23.13 KG  
 Carton volume: 10.5 FT³ | 0.29 MT³

## List price

**MVL3101** 811  
 Luxhide bonded leather  
 or fabric (previously MVL3101F)

Ergonomic features:  
 A, B, C, D, H, L, M, N, V

## OVERALL DIMENSIONS

	W	D	H
IN	26	27	38.5
MM	660	686	978

## SEAT DIMENSIONS

	W	D	H
IN	20	18.5	16.5-21.5
MM	508	470	419-546

## BACK DIMENSIONS

	W	H
IN	19.5	20
MM	495	508

RTA 2  1 per carton

**Multi-Tilter, Mesh Back and Uph Seat**

Unit weight: 47 LB | 21.4 KG  
 Carton weight: 56 LB | 25.4 KG  
 Carton volume: 10.5 FT³ | 0.29 MT³

## List price

**MVL3103** 875  
 Luxhide bonded leather  
 or fabric (previously MVL3103F)

Ergonomic features:  
 A, B, C, D, E, F, G, H, M, N, S, V

## OVERALL DIMENSIONS

	W	D	H
IN	26	27	39.5
MM	660	686	1003

## SEAT DIMENSIONS





















	W	D	H
IN	20	17.5-20.5	17.5-22.5
MM	508	445-521	445-572






## BACK DIMENSIONS






	W	H
IN	19.5	20
MM	495	508

RTA 2  1 per carton



















DESCRIPTION	MODEL# / FEATURES																								
  <b>Tilter, Mesh Back and Uph Seat</b> Unit weight: 36 LB   16.4 KG Carton weight: 45 LB   20.41 KG Carton volume: 10.5 FT³   0.29 MT³	List price <b>MVL3104</b> Luxhide bonded leather or fabric (previously MVL3104F) 780																								
	<table><tr><th colspan="3">OVERALL DIMENSIONS</th><th colspan="3">SEAT DIMENSIONS</th><th colspan="2">BACK DIMENSIONS</th></tr><tr><th>W</th><th>D</th><th>H</th><th>W</th><th>D</th><th>H</th><th>W</th><th>H</th></tr><tr><td>IN 26 MM 660</td><td>27 686</td><td>38 965</td><td>20 508</td><td>18.5 470</td><td>16-21 406-533</td><td>19.5 495</td><td>20 508</td></tr></table>	OVERALL DIMENSIONS			SEAT DIMENSIONS			BACK DIMENSIONS		W	D	H	W	D	H	W	H	IN 26 MM 660	27 686	38 965	20 508	18.5 470	16-21 406-533	19.5 495	20 508
	OVERALL DIMENSIONS			SEAT DIMENSIONS			BACK DIMENSIONS																		
	W	D	H	W	D	H	W	H																	
	IN 26 MM 660	27 686	38 965	20 508	18.5 470	16-21 406-533	19.5 495	20 508																	
Ergonomic features: A, B, C, D, H, M, N, S, V	<div>RTA 2</div> <div> 1 per carton</div> <div> </div>																								
  <b>Task, Mesh Back and Uph Seat</b> Unit weight: 31 LB   14.1 KG Carton weight: 40 LB   18.14 KG Carton volume: 10.5 FT³   0.29 MT³	List price <b>MVL3106</b> Luxhide bonded leather or fabric (previously MVL3106F) 724																								
	<table><tr><th colspan="3">OVERALL DIMENSIONS</th><th colspan="3">SEAT DIMENSIONS</th><th colspan="2">BACK DIMENSIONS</th></tr><tr><th>W</th><th>D</th><th>H</th><th>W</th><th>D</th><th>H</th><th>W</th><th>H</th></tr><tr><td>IN 26 MM 660</td><td>27 686</td><td>38 965</td><td>20 508</td><td>18.5 470</td><td>16-21 406-533</td><td>19.5 495</td><td>20 508</td></tr></table>	OVERALL DIMENSIONS			SEAT DIMENSIONS			BACK DIMENSIONS		W	D	H	W	D	H	W	H	IN 26 MM 660	27 686	38 965	20 508	18.5 470	16-21 406-533	19.5 495	20 508
	OVERALL DIMENSIONS			SEAT DIMENSIONS			BACK DIMENSIONS																		
	W	D	H	W	D	H	W	H																	
	IN 26 MM 660	27 686	38 965	20 508	18.5 470	16-21 406-533	19.5 495	20 508																	
Ergonomic features: C, D, E, H, M, N, V	<div>RTA 2</div> <div> 1 per carton</div> <div> </div>																								
  <b>Armless Height Adjustable Chair, Mesh Back and Uph Seat</b> Unit weight: 30 LB   13.6 KG Carton weight: 39 LB   17.69 KG Carton volume: 10.5 FT³   0.29 MT³	List price <b>MVL3107</b> Luxhide bonded leather or fabric (previously MVL3107F) 844																								
	<table><tr><th colspan="3">OVERALL DIMENSIONS</th><th colspan="3">SEAT DIMENSIONS</th><th colspan="2">BACK DIMENSIONS</th></tr><tr><th>W</th><th>D</th><th>H</th><th>W</th><th>D</th><th>H</th><th>W</th><th>H</th></tr><tr><td>IN 20 MM 508</td><td>27 686</td><td>48 1219</td><td>20 508</td><td>18.5 470</td><td>23-33 584-838</td><td>19.5 495</td><td>20 508</td></tr></table>	OVERALL DIMENSIONS			SEAT DIMENSIONS			BACK DIMENSIONS		W	D	H	W	D	H	W	H	IN 20 MM 508	27 686	48 1219	20 508	18.5 470	23-33 584-838	19.5 495	20 508
	OVERALL DIMENSIONS			SEAT DIMENSIONS			BACK DIMENSIONS																		
	W	D	H	W	D	H	W	H																	
	IN 20 MM 508	27 686	48 1219	20 508	18.5 470	23-33 584-838	19.5 495	20 508																	
Ergonomic features: C, D, M, N, V	<div>RTA 2</div> <div> 1 per carton</div> <div> </div>																								
  <b>Weight Sensing Synchro-Tilter, Mesh Back and Uph Seat</b> Unit weight: 42 LB   19.1 KG Carton weight: 51 LB   23.13 KG Carton volume: 10.5 FT³   0.29 MT³	List price <b>MVL3108</b> Luxhide bonded leather or fabric (previously MVL3108F) 957																								
	<table><tr><th colspan="3">OVERALL DIMENSIONS</th><th colspan="3">SEAT DIMENSIONS</th><th colspan="2">BACK DIMENSIONS</th></tr><tr><th>W</th><th>D</th><th>H</th><th>W</th><th>D</th><th>H</th><th>W</th><th>H</th></tr><tr><td>IN 26 MM 660</td><td>27 686</td><td>39 991</td><td>20 508</td><td>17.5-20.5 445-521</td><td>16.5-21.5 419-546</td><td>19.5 495</td><td>20 508</td></tr></table>	OVERALL DIMENSIONS			SEAT DIMENSIONS			BACK DIMENSIONS		W	D	H	W	D	H	W	H	IN 26 MM 660	27 686	39 991	20 508	17.5-20.5 445-521	16.5-21.5 419-546	19.5 495	20 508
	OVERALL DIMENSIONS			SEAT DIMENSIONS			BACK DIMENSIONS																		
	W	D	H	W	D	H	W	H																	
	IN 26 MM 660	27 686	39 991	20 508	17.5-20.5 445-521	16.5-21.5 419-546	19.5 495	20 508																	
Ergonomic features: A, B, C, D, E, H, L, M, N, V	<div>RTA 2</div> <div> 1 per carton</div> <div> </div>																								
  <b>Height Adjustable Chair w/Arms, Mesh Back and Uph Seat</b> Unit weight: 36 LB   16.4 KG Carton weight: 45 LB   20.41 KG Carton volume: 10.5 FT³   0.29 MT³	List price <b>MVL3109</b> Luxhide bonded leather or fabric (previously MVL3109F) 924																								
	<table><tr><th colspan="3">OVERALL DIMENSIONS</th><th colspan="3">SEAT DIMENSIONS</th><th colspan="2">BACK DIMENSIONS</th></tr><tr><th>W</th><th>D</th><th>H</th><th>W</th><th>D</th><th>H</th><th>W</th><th>H</th></tr><tr><td>IN 26 MM 660</td><td>27 686</td><td>48 1219</td><td>20 508</td><td>18.5 470</td><td>23-33 584-838</td><td>19.5 495</td><td>20 508</td></tr></table>	OVERALL DIMENSIONS			SEAT DIMENSIONS			BACK DIMENSIONS		W	D	H	W	D	H	W	H	IN 26 MM 660	27 686	48 1219	20 508	18.5 470	23-33 584-838	19.5 495	20 508
	OVERALL DIMENSIONS			SEAT DIMENSIONS			BACK DIMENSIONS																		
	W	D	H	W	D	H	W	H																	
	IN 26 MM 660	27 686	48 1219	20 508	18.5 470	23-33 584-838	19.5 495	20 508																	
Ergonomic features: C, D, H, M, N, V	<div>RTA 2</div> <div> 1 per carton</div> <div> </div>																								

DESCRIPTION		MODEL# / FEATURES	
		List price	
	<b>MVL3111</b> Luxhide bonded leather or fabric (previously MVL3111F)	904	
<b>Synchro-Tilter, Uph Back and Seat</b> Unit weight: 43 LB   19.5 KG Carton weight: 52 LB   23.59 KG Carton volume: 10.5 FT³   0.29 MT³			
		List price	
	<b>MVL3113</b> Luxhide bonded leather or fabric (previously MVL3113F)	969	
<b>Multi-Tilter, Uph Back and Seat</b> Unit weight: 48 LB   21.8 KG Carton weight: 57 LB   25.85 KG Carton volume: 10.5 FT³   0.29 MT³			
		List price	
	<b>MVL3114</b> Luxhide bonded leather or fabric (previously MVL3114F)	875	
<b>Tilter, Uph Back and Seat</b> Unit weight: 37 LB   16.8 KG Carton weight: 46 LB   20.87 KG Carton volume: 10.5 FT³   0.29 MT³			
		List price	
	<b>MVL3116</b> Luxhide bonded leather or fabric (previously MVL3116F)	817	
<b>Task, Uph Back and Seat</b> Unit weight: 32 LB   14.5 KG Carton weight: 41 LB   18.6 KG Carton volume: 10.5 FT³   0.29 MT³			
		List price	
	<b>MVL3117</b> Luxhide bonded leather or fabric (previously MVL3117F)	938	

DESCRIPTION	MODEL# / FEATURES																									
  <b>Weight Sensing Synchro-Tilter, Uph Back and Seat</b> Unit weight: 43 LB   19.5 KG Carton weight: 52 LB   23.59 KG Carton volume: 10.5 FT³   0.29 MT³	List price																									
	<b>MVL3118</b>	1049																								
	Luxhide bonded leather or fabric (previously MVL3118F)																									
	<table><tr><th colspan="3">OVERALL DIMENSIONS</th><th colspan="3">SEAT DIMENSIONS</th><th colspan="2">BACK DIMENSIONS</th></tr><tr><th>W</th><th>D</th><th>H</th><th>W</th><th>D</th><th>H</th><th>W</th><th>H</th></tr><tr><td>IN 26 MM 660</td><td>27 686</td><td>39 991</td><td>20 508</td><td>17.5-20.5 445-521</td><td>16.5-21.5 419-546</td><td>19.5 495</td><td>20 508</td></tr></table>		OVERALL DIMENSIONS			SEAT DIMENSIONS			BACK DIMENSIONS		W	D	H	W	D	H	W	H	IN 26 MM 660	27 686	39 991	20 508	17.5-20.5 445-521	16.5-21.5 419-546	19.5 495	20 508
	OVERALL DIMENSIONS			SEAT DIMENSIONS			BACK DIMENSIONS																			
W	D	H	W	D	H	W	H																			
IN 26 MM 660	27 686	39 991	20 508	17.5-20.5 445-521	16.5-21.5 419-546	19.5 495	20 508																			
Ergonomic features: A, B, C, D, E, H, L, M, N, V																										
<div><div>RTA 2</div><div>courier</div><div>1 per carton</div><div>CANADA REGISTERED</div><div>GREENGUARD</div></div>																										
  <b>Height Adjustable Chair w/Arms, Uph Back and Seat</b> Unit weight: 37 LB   16.8 KG Carton weight: 46 LB   20.87 KG Carton volume: 10.5 FT³   0.29 MT³	List price																									
	<b>MVL3119</b>	1020																								
	Luxhide bonded leather or fabric (previously MVL3119F)																									
	<table><tr><th colspan="3">OVERALL DIMENSIONS</th><th colspan="3">SEAT DIMENSIONS</th><th colspan="2">BACK DIMENSIONS</th></tr><tr><th>W</th><th>D</th><th>H</th><th>W</th><th>D</th><th>H</th><th>W</th><th>H</th></tr><tr><td>IN 26 MM 660</td><td>27 686</td><td>48 1219</td><td>20 508</td><td>18.5 470</td><td>23-33 584-838</td><td>19.5 495</td><td>20 508</td></tr></table>		OVERALL DIMENSIONS			SEAT DIMENSIONS			BACK DIMENSIONS		W	D	H	W	D	H	W	H	IN 26 MM 660	27 686	48 1219	20 508	18.5 470	23-33 584-838	19.5 495	20 508
	OVERALL DIMENSIONS			SEAT DIMENSIONS			BACK DIMENSIONS																			
W	D	H	W	D	H	W	H																			
IN 26 MM 660	27 686	48 1219	20 508	18.5 470	23-33 584-838	19.5 495	20 508																			
Ergonomic features: C, D, H, M, N, V																										
<div><div>RTA 2</div><div>courier</div><div>1 per carton</div><div>CANADA REGISTERED</div><div>GREENGUARD</div></div>																										
  <b>Synchro-Tilter, Mesh Back and Seat</b> Unit weight: 43 LB   19.5 KG Carton weight: 52 LB   23.59 KG Carton volume: 10.5 FT³   0.29 MT³	List price																									
	<b>MVL3121</b>	937																								
	Black mesh																									
	<table><tr><th colspan="3">OVERALL DIMENSIONS</th><th colspan="3">SEAT DIMENSIONS</th><th colspan="2">BACK DIMENSIONS</th></tr><tr><th>W</th><th>D</th><th>H</th><th>W</th><th>D</th><th>H</th><th>W</th><th>H</th></tr><tr><td>IN 26 MM 660</td><td>27 686</td><td>38.5 978</td><td>20 508</td><td>18.5 470</td><td>16.5-21.5 419-546</td><td>19.5 495</td><td>20 508</td></tr></table>		OVERALL DIMENSIONS			SEAT DIMENSIONS			BACK DIMENSIONS		W	D	H	W	D	H	W	H	IN 26 MM 660	27 686	38.5 978	20 508	18.5 470	16.5-21.5 419-546	19.5 495	20 508
	OVERALL DIMENSIONS			SEAT DIMENSIONS			BACK DIMENSIONS																			
W	D	H	W	D	H	W	H																			
IN 26 MM 660	27 686	38.5 978	20 508	18.5 470	16.5-21.5 419-546	19.5 495	20 508																			
Ergonomic features: A, B, C, D, H, L, M, V																										
<div><div>RTA 2</div><div>courier</div><div>1 per carton</div><div>ENGINEERED TESTED ASSEMBLED CONÇU TESTÉ MONTÉ</div><div>GREENGUARD</div></div>																										
  <b>Multi-Tilter, Mesh Back and Seat</b> Unit weight: 48 LB   21.8 KG Carton weight: 57 LB   25.85 KG Carton volume: 10.5 FT³   0.29 MT³	List price																									
	<b>MVL3123</b>	1001																								
	Black mesh																									
	<table><tr><th colspan="3">OVERALL DIMENSIONS</th><th colspan="3">SEAT DIMENSIONS</th><th colspan="2">BACK DIMENSIONS</th></tr><tr><th>W</th><th>D</th><th>H</th><th>W</th><th>D</th><th>H</th><th>W</th><th>H</th></tr><tr><td>IN 26 MM 660</td><td>27 686</td><td>39.5 1003</td><td>20 508</td><td>17.5-20.5 445-521</td><td>17.5-22.5 445-572</td><td>19.5 495</td><td>20 508</td></tr></table>		OVERALL DIMENSIONS			SEAT DIMENSIONS			BACK DIMENSIONS		W	D	H	W	D	H	W	H	IN 26 MM 660	27 686	39.5 1003	20 508	17.5-20.5 445-521	17.5-22.5 445-572	19.5 495	20 508
	OVERALL DIMENSIONS			SEAT DIMENSIONS			BACK DIMENSIONS																			
W	D	H	W	D	H	W	H																			
IN 26 MM 660	27 686	39.5 1003	20 508	17.5-20.5 445-521	17.5-22.5 445-572	19.5 495	20 508																			
Ergonomic features: A, B, C, D, E, F, G, H, M, S, V																										
<div><div>RTA 2</div><div>courier</div><div>1 per carton</div><div>ENGINEERED TESTED ASSEMBLED CONÇU TESTÉ MONTÉ</div><div>GREENGUARD</div></div>																										
  <b>Tilter, Mesh Back and Seat</b> Unit weight: 37 LB   16.8 KG Carton weight: 46 LB   20.87 KG Carton volume: 10.5 FT³   0.29 MT³	List price																									
	<b>MVL3124</b>	904																								
	Black mesh																									
	<table><tr><th colspan="3">OVERALL DIMENSIONS</th><th colspan="3">SEAT DIMENSIONS</th><th colspan="2">BACK DIMENSIONS</th></tr><tr><th>W</th><th>D</th><th>H</th><th>W</th><th>D</th><th>H</th><th>W</th><th>H</th></tr><tr><td>IN 26 MM 660</td><td>27 686</td><td>38 965</td><td>20 508</td><td>18.5 470</td><td>16-21 406-533</td><td>19.5 495</td><td>20 508</td></tr></table>		OVERALL DIMENSIONS			SEAT DIMENSIONS			BACK DIMENSIONS		W	D	H	W	D	H	W	H	IN 26 MM 660	27 686	38 965	20 508	18.5 470	16-21 406-533	19.5 495	20 508
	OVERALL DIMENSIONS			SEAT DIMENSIONS			BACK DIMENSIONS																			
W	D	H	W	D	H	W	H																			
IN 26 MM 660	27 686	38 965	20 508	18.5 470	16-21 406-533	19.5 495	20 508																			
Ergonomic features: A, B, C, D, H, M, S, V																										
<div><div>RTA 2</div><div>courier</div><div>1 per carton</div><div>ENGINEERED TESTED ASSEMBLED CONÇU TESTÉ MONTÉ</div><div>GREENGUARD</div></div>																										



DESCRIPTION		MODEL# / FEATURES																																				
 <b>Task, Mesh Back and Seat</b> Unit weight: 32 LB   14.5 KG Carton weight: 41 LB   18.6 KG Carton volume: 10.5 FT³   0.29 MT³		List price																																				
	MVL3126	848																																				
	Black mesh																																					
	<table><tr><th colspan="3">OVERALL DIMENSIONS</th><th colspan="3">SEAT DIMENSIONS</th><th colspan="2">BACK DIMENSIONS</th></tr><tr><th></th><th>W</th><th>D</th><th>H</th><th>W</th><th>D</th><th>H</th><th>W</th><th>H</th></tr><tr><td>IN</td><td>26</td><td>27</td><td>38</td><td>20</td><td>18.5</td><td>16-21</td><td>19.5</td><td>20</td></tr><tr><td>MM</td><td>660</td><td>686</td><td>965</td><td>508</td><td>470</td><td>406-533</td><td>495</td><td>508</td></tr></table>			OVERALL DIMENSIONS			SEAT DIMENSIONS			BACK DIMENSIONS			W	D	H	W	D	H	W	H	IN	26	27	38	20	18.5	16-21	19.5	20	MM	660	686	965	508	470	406-533	495	508
	OVERALL DIMENSIONS			SEAT DIMENSIONS			BACK DIMENSIONS																															
	W	D	H	W	D	H	W	H																														
IN	26	27	38	20	18.5	16-21	19.5	20																														
MM	660	686	965	508	470	406-533	495	508																														
Ergonomic features: C, D, E, H, M, V <div><div>RTA 2</div><div>1 per carton</div><div></div></div>																																						
 <b>Armless Height Adjustable Chair, Mesh Back and Seat</b> Unit weight: 31 LB   14.1 KG Carton weight: 40 LB   18.14 KG Carton volume: 10.5 FT³   0.29 MT³		List price																																				
	MVL3127	969																																				
	Black mesh																																					
	<table><tr><th colspan="3">OVERALL DIMENSIONS</th><th colspan="3">SEAT DIMENSIONS</th><th colspan="2">BACK DIMENSIONS</th></tr><tr><th></th><th>W</th><th>D</th><th>H</th><th>W</th><th>D</th><th>H</th><th>W</th><th>H</th></tr><tr><td>IN</td><td>20</td><td>27</td><td>48</td><td>20</td><td>18.5</td><td>23-33</td><td>19.5</td><td>20</td></tr><tr><td>MM</td><td>508</td><td>686</td><td>1219</td><td>508</td><td>470</td><td>584-838</td><td>495</td><td>508</td></tr></table>			OVERALL DIMENSIONS			SEAT DIMENSIONS			BACK DIMENSIONS			W	D	H	W	D	H	W	H	IN	20	27	48	20	18.5	23-33	19.5	20	MM	508	686	1219	508	470	584-838	495	508
	OVERALL DIMENSIONS			SEAT DIMENSIONS			BACK DIMENSIONS																															
	W	D	H	W	D	H	W	H																														
IN	20	27	48	20	18.5	23-33	19.5	20																														
MM	508	686	1219	508	470	584-838	495	508																														
Ergonomic features: C, D, M, V <div><div>RTA 2</div><div>1 per carton</div><div></div></div>																																						
 <b>Weight Sensing Synchro-Tilter, Mesh Back and Seat</b> Unit weight: 43 LB   19.5 KG Carton weight: 52 LB   23.59 KG Carton volume: 10.5 FT³   0.29 MT³		List price																																				
	MVL3128	1081																																				
	Black mesh																																					
	<table><tr><th colspan="3">OVERALL DIMENSIONS</th><th colspan="3">SEAT DIMENSIONS</th><th colspan="2">BACK DIMENSIONS</th></tr><tr><th></th><th>W</th><th>D</th><th>H</th><th>W</th><th>D</th><th>H</th><th>W</th><th>H</th></tr><tr><td>IN</td><td>26</td><td>27</td><td>39</td><td>20</td><td>17.5-20.5</td><td>16.5-21.5</td><td>19.5</td><td>20</td></tr><tr><td>MM</td><td>660</td><td>686</td><td>991</td><td>508</td><td>445-521</td><td>419-546</td><td>495</td><td>508</td></tr></table>			OVERALL DIMENSIONS			SEAT DIMENSIONS			BACK DIMENSIONS			W	D	H	W	D	H	W	H	IN	26	27	39	20	17.5-20.5	16.5-21.5	19.5	20	MM	660	686	991	508	445-521	419-546	495	508
	OVERALL DIMENSIONS			SEAT DIMENSIONS			BACK DIMENSIONS																															
	W	D	H	W	D	H	W	H																														
IN	26	27	39	20	17.5-20.5	16.5-21.5	19.5	20																														
MM	660	686	991	508	445-521	419-546	495	508																														
Ergonomic features: A, B, C, D, E, H, L, M, V <div><div>RTA 2</div><div>1 per carton</div><div></div></div>																																						
 <b>Height Adjustable Chair w/Arms, Mesh Back and Seat</b> Unit weight: 37 LB   16.8 KG Carton weight: 46 LB   20.87 KG Carton volume: 10.5 FT³   0.29 MT³		List price																																				
	MVL3129	1049																																				
	Black mesh																																					
	<table><tr><th colspan="3">OVERALL DIMENSIONS</th><th colspan="3">SEAT DIMENSIONS</th><th colspan="2">BACK DIMENSIONS</th></tr><tr><th></th><th>W</th><th>D</th><th>H</th><th>W</th><th>D</th><th>H</th><th>W</th><th>H</th></tr><tr><td>IN</td><td>26</td><td>27</td><td>48</td><td>20</td><td>18.5</td><td>23-33</td><td>19.5</td><td>20</td></tr><tr><td>MM</td><td>660</td><td>686</td><td>1219</td><td>508</td><td>470</td><td>584-838</td><td>495</td><td>508</td></tr></table>			OVERALL DIMENSIONS			SEAT DIMENSIONS			BACK DIMENSIONS			W	D	H	W	D	H	W	H	IN	26	27	48	20	18.5	23-33	19.5	20	MM	660	686	1219	508	470	584-838	495	508
	OVERALL DIMENSIONS			SEAT DIMENSIONS			BACK DIMENSIONS																															
	W	D	H	W	D	H	W	H																														
IN	26	27	48	20	18.5	23-33	19.5	20																														
MM	660	686	1219	508	470	584-838	495	508																														
Ergonomic features: C, D, H, M, V <div><div>RTA 2</div><div>1 per carton</div><div></div></div>																																						

BETA



model MVL2729



model MVL2718

STANDARD FEATURES

- Posture task chairs. Canadian made.
- Generous size seat and back, fully upholstered.
- Standard with height adjustable T-arms with durable self-skinned urethane (SSU) armcaps (except armless models).
- Height adjustable chairs are equipped with an adjustable Chrome footrest.
- Dual wheel carpet casters (C65) are standard.
- Can be upholstered in all Global grade 1 seating textiles with the exception of Luxhide (see page 130).
- Compliant with the emissions guidelines set by the GREENGUARD Environmental Institute.
- Limited Lifetime Warranty (5-year exceptions apply - see page 134).
- Weight capacity for this series is 300 lbs.

CHAIR ADJUSTMENTS

- Infinite back angle and back height adjustment.
- Pneumatic seat height adjustment.

OPTIONAL FEATURES

- For hard surface flooring casters, please specify (C65R). Add \$21/set.
- Bantam is a durable, bleach cleanable (9:1) vinyl, but due to the stiff nature of the textile, this vinyl is prone to bunching and will not upholster as smoothly as other coverings in this series.

DESCRIPTION

MODEL# / FEATURES



Height Adjustable Armless Posture Task

Unit weight: 41 LB | 18.6 KG  
Carton weight: 46 LB | 20.87 KG  
Carton volume: 6.75 FT³ | 0.19 MT³

Ergonomic features:  
C, D, G, M, N

List price

MVL2718

535

OVERALL DIMENSIONS  
W D H

IN 20.5  
MM 521

23.5  
597

44  
1118

SEAT DIMENSIONS  
W D H

20.5  
521

16.5  
419

22-30  
559-762

BACK DIMENSIONS  
W H

18.5  
470

16-19  
406-483



1 per carton



Height Adjustable Posture Task w/Arms

Unit weight: 46 LB | 20.9 KG  
Carton weight: 51 LB | 23.13 KG  
Carton volume: 6.75 FT³ | 0.19 MT³

Ergonomic features:  
C, D, G, H, M, N

List price

MVL2719

625

OVERALL DIMENSIONS  
W D H

IN 24.5  
MM 622

23.5  
597

44  
1118

SEAT DIMENSIONS  
W D H

20.5  
521

16.5  
419

22-30  
559-762

BACK DIMENSIONS  
W H

18.5  
470

16-19  
406-483



1 per carton



Armless Posture Task

Unit weight: 27 LB | 12.3 KG  
Carton weight: 31 LB | 14.06 KG  
Carton volume: 4.9 FT³ | 0.13 MT³

Ergonomic features:  
C, D, G, M, N

List price

MVL2728

346

OVERALL DIMENSIONS  
W D H

IN 20.5  
MM 521

22  
559

38.5  
978

SEAT DIMENSIONS  
W D H

20.5  
521

17  
432

16.5-21.5  
419-546

BACK DIMENSIONS  
W H

18.5  
470

16-20  
406-508



1 per carton



Posture Task w/Arms

Unit weight: 33 LB | 15 KG  
Carton weight: 38 LB | 17.24 KG  
Carton volume: 6.75 FT³ | 0.19 MT³

Ergonomic features:  
C, D, G, H, M, N

List price

MVL2729

438

OVERALL DIMENSIONS  
W D H

IN 24  
MM 610

22  
559

38.5  
978

SEAT DIMENSIONS  
W D H

20.5  
521

17  
432

16.5-21.5  
419-546

BACK DIMENSIONS  
W H


18.5  
470

16-20  
406-508



1 per carton



DESCRIPTION	MODEL# / FEATURES									
	List price									
	MVL2784		119							
	OVERALL DIMENSIONS			SEAT DIMENSIONS			BACK DIMENSIONS			
	W	D	H	W	D	H	W	H		
IN 3	10	12	-	-	-	-	-	-		
MM 76	254	305	-	-	-	-	-	-		
RTA 00										
1 pair per carton (pricing is for the pair, specifications are for one arm)										

**Height Adjustable T-Arms - 1 pair**

Unit weight: 8 LB | 3.6 KG

Carton weight: 10 LB | 4.54 KG

Carton volume: 1.3 FT³ | 0.03 MT³

## BOLT



model OTG11510B

## STANDARD FEATURES


- Value priced mesh seating.
- Breathable mesh back.
- Scuff resistant arched base.
- Standard with height adjustable T-arms with durable self-skinned urethane (SSU) armcaps.
- Dual wheel carpet casters (C65) are standard.
- Only available in Black mesh fabric (MS20) seat with Black mesh back.
- Compliant with the emissions guidelines set by the GREENGUARD Environmental Institute.
- Limited Lifetime Warranty (2-year exceptions apply - see page 134).
- Weight capacity for this series is 300 lbs.

## CHAIR ADJUSTMENTS

- Center tilt with upright position tilt lock.
- Tilt tension adjustment.
- Pneumatic seat height adjustment.

## OPTIONAL FEATURES

- Hard surface flooring casters (C65R) can be purchased separately. Add \$96/set.

DESCRIPTION		MODEL# / FEATURES	
		List price	
	OTG11510B	492	

## BRIGHTON



model MVL2787

## STANDARD FEATURES

- High back management chair.
- High comfort design, Canadian made.
- Contoured seat and back with integrated headrest.
- Black arms and base.
- Loop arms with upholstered armcaps.
- Dual wheel carpet casters (C65) are standard.
- Seating surfaces can be upholstered in Luxhide bonded leather, in various colours (see page 130).
- Compliant with the emissions guidelines set by the GREENGUARD Environmental Institute.


- Limited Lifetime Warranty (5-year exceptions apply - see page 134).
- Weight capacity for this series is 300 lbs.

## CHAIR ADJUSTMENTS

- Center tilt with upright position tilt lock.
- Tilt tension adjustment.
- Pneumatic seat height adjustment.

## OPTIONAL FEATURES

- For hard surface flooring casters, please specify (C65R). Add \$21/set.

DESCRIPTION	MODEL# / FEATURES									
 <b>High Back Tilter</b> Unit weight: 42 LB   19.1 KG Carton weight: 54 LB   24.49 KG Carton volume: 10.5 FT³   0.29 MT³	List price									
	MVL2787		725							
		OVERALL DIMENSIONS			SEAT DIMENSIONS			BACK DIMENSIONS		
		W	D	H	W	D	H	W	H	
IN		26.5	28	44	21.5	20	16-21	20	25.5	
MM		673	711	1118	546	508	406-533	508	648	
Ergonomic features:		A B C M N S								
RTA 8		courier			1 per carton					
CANADA		GREENGUARD								

CAMAN



model MVL11886



model MVL11888

STANDARD FEATURES

- Canadian made.
- Welded steel frame in Black finish.
- Fixed arms with self-skinned urethane (SSU) armcaps.
- Dual wheel carpet casters (C65) are standard (except guest chairs).
- Seating surfaces can be upholstered in Luxhide bonded leather, in various colours or in all Global grade 1 seating textiles (see page 130).
- Compliant with the emissions guidelines set by the GREENGUARD Environmental Institute.
- Limited Lifetime Warranty (5-year exceptions apply - see page 134).
- Weight capacity for this series is 300 lbs.

TILTER CHAIR ADJUSTMENTS

- Center tilt with upright position tilt lock
- Tilt tension adjustment.
- Pneumatic seat height adjustment.

OPTIONAL FEATURES

- For hard surface flooring casters, please specify (C65R). Add \$21/set.

ALTERNATE TEXTILE OPTIONS

- Graded-in textiles are available. No minimum quantities. Contact Customer Service for pricing.

DESCRIPTION

MODEL# / FEATURES



High Back Tilter

Unit weight: 31 LB | 14.1 KG  
Carton weight: 35 LB | 15.88 KG  
Carton volume: 20.25 FT³ | 0.57 MT³

List price

**MVL11886** 512  
Luxhide bonded leather  
or fabric (previously MVL11886F)

OVERALL DIMENSIONS				SEAT DIMENSIONS			BACK DIMENSIONS	
	W	D	H	W	D	H	W	H
IN	25	27	40	20.5	18	16-20	19.5	22.5
MM	635	686	1016	521	457	406-508	495	572
Ergonomic features:				RTA 00			2 per carton (pricing and specifications are for one chair)	
A, B, C, M, N, S				CANADA			GREENGUARD	



Medium Back Guest Chair - Sled Base

Unit weight: 23 LB | 10.5 KG  
Carton weight: 27 LB | 12.25 KG  
Carton volume: 20.25 FT³ | 0.57 MT³

List price

**MVL11888** 430  
Luxhide bonded leather  
or fabric (previously MVL11888F)

OVERALL DIMENSIONS				SEAT DIMENSIONS			BACK DIMENSIONS	
	W	D	H	W	D	H	W	H
IN	24.5	25	33	20	18	17	20	17
MM	622	635	838	508	457	432	508	432
Ergonomic features:				RTA 00			2 per carton (pricing and specifications are for one chair)	
M, N				CANADA			GREENGUARD	

CARLETON



model OTG11359

STANDARD FEATURES

- Available in high back and extended high back models.
- S-curve back shape for support of lumbar, shoulders and head.
- Contoured seat with waterfall seat front.
- Standard with height adjustable T-arms with durable self-skinned urethane (SSU) armcaps.
- Dual wheel carpet casters (C1) are standard.
- Seating surfaces are upholstered in Graphite polyester only.
- Compliant with the emissions guidelines set by the GREENGUARD Environmental Institute.
- Limited Lifetime Warranty (2-year exceptions apply - see page 134).
- Weight capacity for this series is 300 lbs.

CHAIR ADJUSTMENTS

- Center tilt with upright position tilt lock.
- Tilt tension adjustment.
- Pneumatic seat height adjustment.

OPTIONAL FEATURES

- Hard surface flooring casters (**C9R**) can be purchased separately. Add \$96/set.

DESCRIPTION


MODEL# / FEATURES



High Back Tilter

Unit weight: 42 LB | 19.05 KG  
Carton weight: 42 LB | 19.05 KG  
Carton volume: 6.5 FT³ | 0.18 MT³

Ergonomic features:  
A, B, C, H, M, N, S

 1 per carton



List price

OTG11358

585

OVERALL DIMENSIONS

	W	D	H
IN	25	27.5	43
MM	635	699	1092

SEAT DIMENSIONS

W	D	H
19.5	19	18.5-22.5
495	483	470-572

BACK DIMENSIONS


W	H
19	22.5
483	572



Extended High Back Tilter

Unit weight: 43 LB | 19.5 KG  
Carton weight: 43 LB | 19.5 KG  
Carton volume: 7 FT³ | 0.19 MT³

Ergonomic features:  
A, B, C, H, M, N, S

 1 per carton



List price

OTG11359

615

OVERALL DIMENSIONS

	W	D	H
IN	25	28	47
MM	635	711	1194

SEAT DIMENSIONS

W	D	H
19.5	19	18.5-22.5
495	483	470-572

BACK DIMENSIONS

W	H
19	28
483	711

CENTRO



model OTG3915

STANDARD FEATURES

- Multi-purpose guest chair.
- Durable oval steel four-legged frame.
- Contoured back and seat cushions with waterfall seat edge.
- Upholstered armcaps.
- Seating surfaces are upholstered in Black Luxhide bonded leather.
- Compliant with the emissions guidelines set by the GREENGUARD Environmental Institute.
- Limited Lifetime Warranty (2-year exceptions apply - see page 134).
- Weight capacity for this series is 300 lbs.

DESCRIPTION

MODEL# / FEATURES



**Guest Chair**  
Unit weight: 30 LB | 13.6 KG  
Carton weight: 30 LB | 13.61 KG  
Carton volume: 6.25 FT³ | 0.17 MT³

Ergonomic features:  
M, N

		List price						
		OTG3915						
		OVERALL DIMENSIONS			SEAT DIMENSIONS			BACK DIMENSIONS
		W	D	H	W	D	H	W H
IN	24.5	27	33.5	21.5	18.5	17	21.5	16
	622	686	851	546	470	432	546	406
		RTA 8			courier			1 per carton

**COBALT**



model MVL2785

## STANDARD FEATURES


- General purpose medium back tilter. Canadian made.
- Standard with height adjustable T-arms with durable self-skinned urethane (SSU) armcaps.
- Dual wheel carpet casters (C65) are standard.
- Seating surfaces can be upholstered in Luxhide bonded leather, in various colours or in all Global grade 1 seating textiles (see page 130).
- Compliant with the emissions guidelines set by the GREENGUARD Environmental Institute.
- Limited Lifetime Warranty (5-year exceptions apply - see page 134).
- Weight capacity for this series is 300 lbs.

## CHAIR ADJUSTMENTS

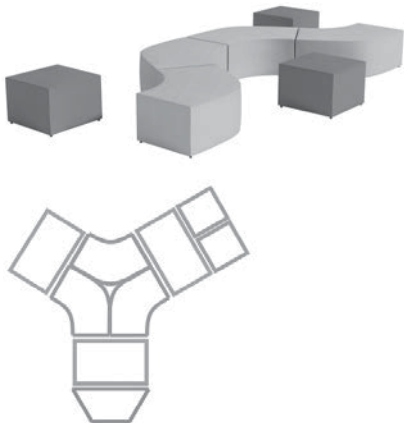
- Center tilt with upright position tilt lock.
- Tilt tension adjustment.
- Pneumatic seat height adjustment.

## OPTIONAL FEATURES

- For hard surface flooring casters, please specify **(C65R)**. Add \$21/set.

DESCRIPTION		MODEL# / FEATURES							
	List price								
	<b>MVL2785</b>		460						
	Luxhide bonded leather or fabric (previously MVL2785F)								
	OVERALL DIMENSIONS			SEAT DIMENSIONS			BACK DIMENSIONS		
	W	D	H	W	D	H	W	H	
IN	25.5	24.5	36	20	17	15.5-19.5	18.5	18	
MM	648	622	914	508	432	394-495	470	457	
<b>Medium Back Tilter</b>									
Unit weight: 35 LB   15.9 KG									
Carton weight: 40 LB   18.14 KG									
Carton volume: 5.5 FT³   0.15 MT³									
Ergonomic features:		RTA 2		courier	1 per carton		CANADA MADE & ASSEMBLED	GREENGUARD	
A, B, C, H, M, N, S									

CRAFT



Sample layout  
Two square units, three rectangle units, three curve-120 degree units, one wedge unit



3-way layout  
Three curve-120 degree units, three half round units and three round units



Collaborative pod layout  
Six wedge units



Collaborative layout  
Six curve-120 degree units, six round units



Sample layout  
Two wedge units



Sample layout  
Two half round units

STANDARD FEATURES

- Craft is a modular lounge seating series that is easy to configure, durable and ideal for open spaces.
- Modular non-handed components, can be reconfigured to suit your space.
- Curve-120 degree units can create 3-way and collaborative pod configurations.
- Cushions are fully upholstered and mounted on 1.5" high nylon glides.
- Can be upholstered in all Global grade 1 seating textiles or in Luxhide bonded leather (see page 130).
- Compliant with the emissions guidelines set by the GREENGUARD Environmental Institute.
- Limited Lifetime Warranty (5-year exceptions apply - see page 134).
- Weight capacity for this series is 300 lbs. per seat.

OPTIONAL FEATURES

- For dual wheel carpet casters, please specify (C107). Add \$42.
- For hard surface flooring casters, please specify (C107R). Add \$59.

ALTERNATE TEXTILE OPTIONS

- Graded-in textiles are available. No minimum quantities. Contact Customer Service for pricing.

COMPLIMENTARY TABLES AVAILABLE

- Perfect partner for Craft Seating (see page 28).

DESCRIPTION

MODEL# / FEATURES

List price

MVL13007

397



Round 20" Unit

Unit weight: 17 LB | 7.7 KG  
Carton weight: 23 LB | 10.43 KG  
Carton volume: 5.25 FT³ | 0.14 MT³

OVERALL DIMENSIONS

	W	D	H
IN	20	20	17.5
MM	508	508	445

SEAT DIMENSIONS

W	D	H
-	-	-
-	-	-

BACK DIMENSIONS

W	H
-	-
-	-

RTA 1



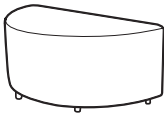
1 per carton



List price

MVL13008

518



Half Round 40" Unit

Unit weight: 33 LB | 15 KG  
Carton weight: 41 LB | 18.6 KG  
Carton volume: 9.5 FT³ | 0.26 MT³

OVERALL DIMENSIONS

	W	D	H
IN	40	21	17.5
MM	1016	533	445

SEAT DIMENSIONS

W	D	H
-	-	-
-	-	-

BACK DIMENSIONS

W	H
-	-
-	-

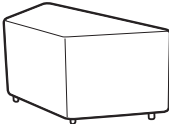
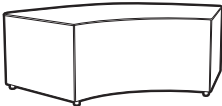


RTA 1



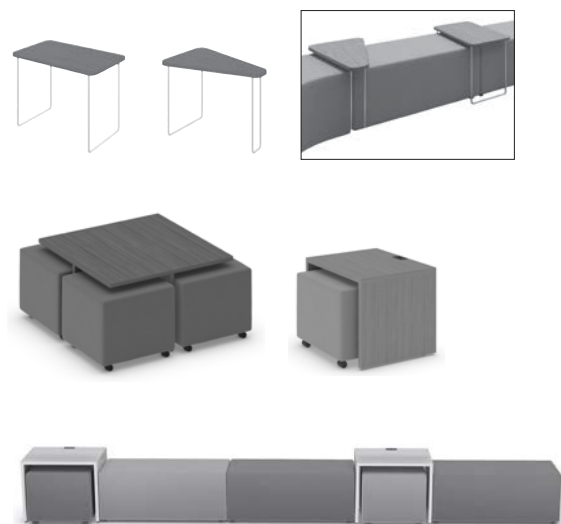
1 per carton





DESCRIPTION		MODEL# / FEATURES						
		List price						
	MVL13009	518						
	OVERALL DIMENSIONS		SEAT DIMENSIONS		BACK DIMENSIONS			
	W D H		W D H		W H			
	IN 40	17.75	17.5	-	-	-	-	-
	MM 1016	451	445	-	-	-	-	-
RTA 1		courier	1 per carton	CANADA	GREENGUARD			
		List price						
	MVL13010	610						
	OVERALL DIMENSIONS		SEAT DIMENSIONS		BACK DIMENSIONS			
	W D H		W D H		W H			
	IN 43.5	27.5	17.5	-	-	-	-	-
	MM 1105	699	445	-	-	-	-	-
RTA 1			1 per carton	CANADA	GREENGUARD			
		List price						
	MVL13011	487						
	OVERALL DIMENSIONS		SEAT DIMENSIONS		BACK DIMENSIONS			
	W D H		W D H		W H			
	IN 40	20	17.5	-	-	-	-	-
	MM 1016	508	445	-	-	-	-	-
RTA 1		courier	1 per carton	CANADA	GREENGUARD			
		List price						
	MVL13012	366						
	OVERALL DIMENSIONS		SEAT DIMENSIONS		BACK DIMENSIONS			
	W D H		W D H		W H			
	IN 20	20	17.5	-	-	-	-	-
	MM 508	508	445	-	-	-	-	-
RTA 1		courier	1 per carton	CANADA	GREENGUARD			

## CRAFT TABLES



## STANDARD FEATURES

- Craft tables are the perfect partner to Craft seating products in creating casual meeting solutions for today's workplace and learning environments.
- Overtables are designed to overlap Craft seating units or to be used alone. Overtables are easy to move wherever needed.
- Coffee and side tables provide a convenient place to set your drinks, a light lunch or your personal devices during an impromptu discussion.
- Coffee and side tables help to anchor a space and provide nesting spaces to keep the area tidy when mobile Craft cubes are not in use.
- Side tables are optional with cutouts to accommodate to power or USB charging modules. Modules to be ordered separately.

## FINISHES

- Docking tables may be ordered in any of the standard laminate finishes below; including two-tone where the top is in one finish and the base in another at no upcharge.
  - Overtable tops may be ordered in any of the standard laminate finishes below. Legs in are Chrome finish only.
- |     |                 |     |                 |
|-----|-----------------|-----|-----------------|
| ACJ | Absolute Acajou | NBL | Noce Bionco     |
| ASN | Asian Night     | NGL | Noce Grigio     |
| AWC | Avant Cherry    | NEL | Noce Leggero    |
| AWH | Avant Honey     | NML | Noce Medio      |
| CMB | Clear Maple     | WHC | White Chocolate |
| DES | Dark Espresso   | WCR | Winter Cherry   |
| DWT | Designer White  |     |                 |

## CONSTRUCTION

- **Docking tables:**
  - 1" thick thermally fused laminate surfaces with 2mm thick matching edgeband.
  - Equipped with levelers for uneven surfaces.
  - When square cubes are fully nested, the cubes extend 3" beyond the perimeter of the laminate as an invitation to be pulled out and used again.
- **Overtables:**
  - 1 1/16" thick thermally fused laminate top with matching self edge.
  - 1/2" diameter steel wire legs. Legs include clear polycarbonate glides.
  - Sized to overlap Craft seating.

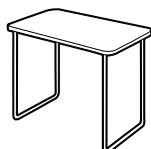
## CRAFT TABLES

## MODEL #

DIMENSIONS  
IN  
MMWEIGHT  
LB  
KGVOLUME  
FT<sup>3</sup>  
MT<sup>3</sup>

## LIST PRICE

## W x D x H

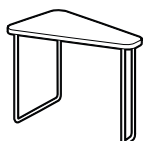


MVL13021

16 x 26 x 19  
406 x 660 x 48316.5  
7.481.2  
0.03**\$494**

## Rectangular Overtable

Lightweight table designed to overlap Craft seating units on pages 26-27. Shipped easy to assemble in 1 carton.

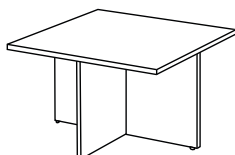


MVL13022

5.25-16 x 26 x 19  
133-406 x 660 x 48312.5  
5.671.2  
0.03**\$458**

## Wedge Overtable

Lightweight table designed to overlap Craft seating units on pages 26-27. Top tapers from 16" at the wide end to 5.25" at the narrow end. Shipped easy to assemble in 1 carton.

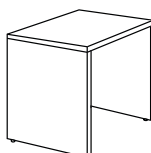


ML35SCDK

35 x 35 x 19.5  
889 x 889 x 49578  
35.382.2  
0.06**\$456**

## Square Cube Docking Table

Provides nesting space for four MVL13007 (round) or MVL13012 (square) Craft units. Assembly required.

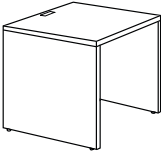


ML2418CDK

24 x 18.2 x 19.5  
610 x 462 x 49553  
24.042.1  
0.05**\$325**

## Single Docking Table

Provides nesting space for one MVL13007, MVL13012 or MVL13011 Craft units. Shipped assembled.

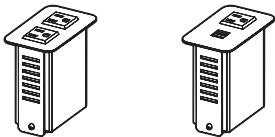
CRAFT TABLES	MODEL #	DIMENSIONS <sup>IN</sup> <sup>MM</sup>	WEIGHT <sup>LB</sup> <sup>KG</sup>	VOLUME <sup>FT<sup>3</sup></sup> <sup>MT<sup>3</sup></sup>	LIST PRICE
W x D x H					
	ML2420CDKP	24 x 20.5 x 19.5	55	2.1	<b>\$338</b>
		610 x 521 x 495	24.95	0.05	

Single Docking Table with cut-out

Provides nesting space for one MVL13007, MVL13012 or MVL13011 Craft units. Inset back to hide cables and cut-out designed to accept mini power model MVCOVSM2(S/B) OR MVCOV1U(S/B) ordered separately. Shipped assembled.

POWER / DATA

MVCOVSM2B	2.25 x 3.75 x 3.12 57 x 95 x 791.07	2.35 0.01	0.5	<b>\$313</b>
MVCOVSM2S	2.25 x 3.75 x 3.12 57 x 95 x 791.07	2.35 0.01	0.5	<b>\$313</b>



Mini Power Block   Mini Power/USB Block

<b>With USB Block</b>				
MVCOV1UB	2.25 x 3.75 x 3.12 57 x 95 x 791.07	2.35 0.01	0.5	<b>\$494</b>
MVCOV1US	2.25 x 3.75 x 3.12 57 x 95 x 791.07	2.35 0.01	0.5	<b>\$494</b>

Designed to retrofit into an existing grommet cut-out to bring power to the desktop. Fits in 3.27" x 1.9" cut-out (FOG, POG) and mounts to 0.5" to 2" thick surface. ETL listed. Available in Black (**B**) or Silver (**S**) as indicated by last character of model number. 9' power cord with 90° flat plug with 45° rotation.

MVCOVSM2B/S includes two 12A, 120 VAC spill resistant power receptacles.

MVCOV1UB/S includes one 12A, 120 VAC spill resistant power receptacle and two 2.1A (11W) USB charging ports.

**DANIO**

**model MVL2720**

**model MVL2721**
**STANDARD FEATURES**

- Canadian made task chairs.
- Hinged auto-adjust back with scuff resistant outer shroud.
- Thick foam and decorative stitch details.
- Standard with height adjustable T-arms with durable self-skinned urethane (SSU) armcaps (except armless models).
- Height adjustable chair is equipped with an adjustable Chrome footrest.
- Dual wheel carpet casters (C65) are standard.
- Can be upholstered in all Global grade 1 seating textiles with the exception of Luxhide (see page 130).
- Compliant with the emissions guidelines set by the GREENGUARD Environmental Institute.
- Limited Lifetime Warranty (5-year exceptions apply - see page 134).
- Weight capacity for this series is 300 lbs.

**CHAIR ADJUSTMENTS**

- Height adjustable back.
- Pneumatic seat height adjustment.
- Seat depth adjustment.

**OPTIONAL FEATURES**

- For hard surface flooring casters, please specify **(C65R)**. Add \$21/set.
- Bantam is a durable, bleach cleanable (9:1) vinyl, but due to the stiff nature of the textile, this vinyl is prone to bunching and will not upholster as smoothly as other coverings in this series.

**DESCRIPTION**
**MODEL# / FEATURES**

**Armless Task**

Unit weight: 21 LB | 9.5 KG  
Carton weight: 24 LB | 10.89 KG  
Carton volume: 4.9 FT³ | 0.13 MT³

**MVL2720**  
Fabric

**List price**

251

**OVERALL DIMENSIONS**  
W D H

IN 18.5 22.5 34  
MM 470 572 864

**SEAT DIMENSIONS**  
W D H

18.5 16.5-18 16-21  
470 419-457 406-533

**BACK DIMENSIONS**  
W H

17 16-17.5  
432 406-445

Ergonomic features:  
C, D, E, M, N

**RTA 2**


1 per carton


**Task w/Arms**

Unit weight: 33 LB | 15 KG  
Carton weight: 36 LB | 16.33 KG  
Carton volume: 5.75 FT³ | 0.16 MT³

**MVL2721**  
Fabric

**List price**

343

**OVERALL DIMENSIONS**  
W D H

IN 24 22.5 34  
MM 610 572 864

**SEAT DIMENSIONS**  
W D H

18.5 16.5-18 16-21  
470 419-457 406-533

**BACK DIMENSIONS**  
W H

17 16-17.5  
432 406-445

Ergonomic features:  
C, D, E, H, M, N

**RTA 2**


1 per carton


**Armless Height Adjustable Task**

Unit weight: 33 LB | 15 KG  
Carton weight: 37 LB | 16.78 KG  
Carton volume: 6.75 FT³ | 0.19 MT³

**MVL2723**  
Fabric

**List price**

439

**OVERALL DIMENSIONS**  
W D H

IN 24 22.5 43  
MM 610 572 1092

**SEAT DIMENSIONS**  
W D H

18.5 16.5-18 23-33  
470 419-457 584-838

**BACK DIMENSIONS**  
W H

16.5 16-17.5  
419 406-445

Ergonomic features:  
C, D, E, M, N

**RTA 2**


1 per carton


**Height Adjustable T-Arms - 1 pair**

Unit weight: 8 LB | 3.6 KG  
Carton weight: 10 LB | 4.54 KG  
Carton volume: 1.3 FT³ | 0.03 MT³

**MVL2784**

**List price**

119

**OVERALL DIMENSIONS**  
W D H

IN 3 10 12  
MM 76 254 305

**SEAT DIMENSIONS**  
W D H

- - -  
- - -

**BACK DIMENSIONS**  
W H

- -  
- -

Ergonomic features:  
C, D, E, M, N

**RTA 00**


1 pair per carton (pricing is for the pair, specifications are for one arm)

DASH



model OTG11760B

STANDARD FEATURES

- Multi-purpose guest/occasional chair.
- Durable welded four-legged steel frame.
- Black mesh back with Black mesh fabric (MS20) seat.
- Nylon armcaps.
- Generous proportions.
- Compliant with the emissions guidelines set by the GREENGUARD Environmental Institute.
- Shipped knocked down (KD) - easy to assemble.
- Limited Lifetime Warranty (2-year exceptions apply - see page 134).
- Weight capacity for this series is 300 lbs.

DESCRIPTION

MODEL# / FEATURES



Guest Chair, Mesh Back and Uph Seat

Unit weight: 26 LB | 11.79 KG  
Carton weight: 26 LB | 11.79 KG  
Carton volume: 3.9 FT³ | 0.11 MT³

Ergonomic features:  
M, N

List price

OTG11760B

315

OVERALL DIMENSIONS			SEAT DIMENSIONS			BACK DIMENSIONS	
W	D	H	W	D	H	W	H
IN 23.5 MM 597	23.5 597	34 864	19.5 495	17.5 445	17.5 445	19 483	16.5 419

RTA 8



1 per carton



DORI 2



model OTG1220B

STANDARD FEATURES

- Multi-purpose stacking chairs.
- Strong welded steel frame in Chrome finish.
- Durable and easy to clean polypropylene back and seat. Available in Black only.
- Armchair has fiberglass reinforced polypropylene arms.
- Stackable up to 5 high on floor.
- Shipped fully assembled.
- Compliant with the emissions guidelines set by the GREENGUARD Environmental Institute.
- Limited Lifetime Warranty (2-year exceptions apply - see page 134).
- Weight capacity for this series is 300 lbs.

DESCRIPTION

MODEL# / FEATURES



Stacking Armchair

Unit weight: 15 LB | 6.8 KG  
Carton weight: 17 LB | 7.71 KG  
Carton volume: 14.5 FT³ | 0.41 MT³

Stacks 5 high.

List price

OTG1220B

232

OVERALL DIMENSIONS			SEAT DIMENSIONS			BACK DIMENSIONS	
W	D	H	W	D	H	W	H
IN 22.5 MM 572	21 533	30.5 775	16.5 419	16 406	16 406	18 457	15.5 394

RTA 00

4 per carton (pricing and specifications are for one chair)



Armless Stacking Chair

Unit weight: 13 LB | 5.9 KG  
Carton weight: 15 LB | 6.8 KG  
Carton volume: 12.25 FT³ | 0.34 MT³

Stacks 5 high.

List price

OTG1221B

214

OVERALL DIMENSIONS			SEAT DIMENSIONS			BACK DIMENSIONS	
W	D	H	W	D	H	W	H
IN 18 MM 457	21 533	30.5 775	16.5 419	16 406	16 406	18 457	15.5 394

RTA 00



4 per carton (pricing and specifications are for one chair)



EOR



model OTG3930B

model OTG3920B

STANDARD FEATURES

- Multi-purpose guest chair.
- Durable steel four-legged frame.
- Contoured back and seat cushions with waterfall seat edge.
- Welcoming soft self-skinned polyurethane armcaps.
- Seat shroud provides a clean overall finish.
- Seating surfaces are upholstered in Black Luxhide bonded leather.
- Mesh back is available in Black only.
- Compliant with the emissions guidelines set by the GREENGUARD Environmental Institute.
- Limited Lifetime Warranty (2-year exceptions apply - see page 134).
- Weight capacity for this series is 300 lbs.

DESCRIPTION

MODEL# / FEATURES



**Upholstered Guest Chair**  
Unit weight: 31 LB | 14.06 KG  
Carton weight: 31 LB | 14.06 KG  
Carton volume: 4.8 FT³ | 0.13 MT³

OTG3920B

List price

344

OVERALL DIMENSIONS			SEAT DIMENSIONS			BACK DIMENSIONS	
W	D	H	W	D	H	W	H
IN 24	24.5	34	19	19	19	18.5	16
MM 610	622	864	483	483	483	470	406
Ergonomic features: M, N			RTA 8	courier	1 per carton	GREENGUARD	



**Mesh Back Guest Chair**  
Unit weight: 28 LB | 12.7 KG  
Carton weight: 28 LB | 12.7 KG  
Carton volume: 5.25 FT³ | 0.14 MT³

OTG3930B

List price

344

OVERALL DIMENSIONS			SEAT DIMENSIONS			BACK DIMENSIONS	
W	D	H	W	D	H	W	H
IN 24.75	24	34.25	19	19	19	18	17
MM 629	610	870	483	483	483	457	432
Ergonomic features: M, N			RTA 8	courier	1 per carton	GREENGUARD	

FINCH



model MVL11703



model MVL11704

STANDARD FEATURES


- Oval tube steel frame available in monochromatic Black only.
- Molded plastic seat and outer back shell.
- All models stack 8 high on the floor.
- Stacked chairs may leave frame impressions in chair(s) below.
- Ganging clamp model MVL11705 can be used on Finch models. Use one clamp for armless model. Use two clamps on armchair applied on front and rear legs.
- Can be upholstered in all Global grade 1 seating textiles or in Luxhide bonded leather (see page 130).
- Compliant with the emissions guidelines set by the GREENGUARD Environmental Institute.
- Limited Lifetime Warranty (5-year exceptions apply - see page 134).
- Weight capacity for this series is 300 lbs.

OPTIONAL FEATURES

- For hard surface flooring, please specify non-marking glides (**NM**). No upcharge.

ALTERNATE TEXTILE OPTIONS

- Graded-in textiles are available. No minimum quantities. Contact Customer Service for pricing.

DESCRIPTION		MODEL# / FEATURES		
 <p><b>Stacking Armchair</b> Unit weight: 16 LB   7.3 KG Carton weight: 19 LB   8.62 KG Carton volume: 17.75 FT³   0.5 MT³</p>		List price		
	MVL11703	286		

**FORMAT**

model MVL3191



model MVL3192

**STANDARD FEATURES**

- Synchro-tilter chairs with mesh back and upholstered seat. Canadian made.
- Standard with height and width adjustable arms with soft self-skinned urethane (SSU) armcaps that slide forward and backward.
- Dual wheel carpet casters (C1) are standard.
- Air flow mesh back is available in Black only.
- Seating surface can be upholstered in Luxhide bonded leather, in various colours or in all Global grade 1 seating textiles (see page 130).
- MVL3192 features an adjustable headrest which tilts and moves up and down to fit comfortably into the curve of the neck.
- Compliant with the emissions guidelines set by the GREENGUARD Environmental Institute.
- Limited Lifetime Warranty (5-year exceptions apply - see page 134).
- Weight capacity for this series is 300 lbs.

**CHAIR ADJUSTMENTS**












- Synchro tilt with upright position tilt lock.
- Tilt tension adjustment.
- Ratchet back height and headrest adjustment.
- Pneumatic seat height adjustment.

**OPTIONAL FEATURES**

- For hard surface flooring casters, please specify **(C9R)**. Add \$21/set.

**ALTERNATE TEXTILE OPTIONS**

- Graded-in textiles are available (seat only). No minimum quantities. Contact Customer Service for pricing.

DESCRIPTION	MODEL# / FEATURES																																			
	List price																																			
	MVL3191	696																																		
	Luxhide bonded leather or fabric (previously MVL3191F)																																			
	<table><thead><tr><th colspan="3">OVERALL DIMENSIONS</th><th colspan="3">SEAT DIMENSIONS</th><th colspan="2">BACK DIMENSIONS</th></tr><tr><th></th><th>W</th><th>D</th><th>H</th><th>W</th><th>D</th><th>H</th><th>W</th><th>H</th></tr></thead><tbody><tr><td>IN</td><td>24.5</td><td>23</td><td>43</td><td>19.5</td><td>17.5</td><td>16-21</td><td>17.5</td><td>23-25.5</td></tr><tr><td>MM</td><td>622</td><td>584</td><td>1092</td><td>495</td><td>445</td><td>406-533</td><td>445</td><td>584-648</td></tr></tbody></table>		OVERALL DIMENSIONS			SEAT DIMENSIONS			BACK DIMENSIONS			W	D	H	W	D	H	W	H	IN	24.5	23	43	19.5	17.5	16-21	17.5	23-25.5	MM	622	584	1092	495	445	406-533	445
OVERALL DIMENSIONS			SEAT DIMENSIONS			BACK DIMENSIONS																														
	W	D	H	W	D	H	W	H																												
IN	24.5	23	43	19.5	17.5	16-21	17.5	23-25.5																												
MM	622	584	1092	495	445	406-533	445	584-648																												
<b>High Back Synchro-Tilter, Mesh Back and Uph Seat</b> Unit weight: 43 LB   19.5 KG Carton weight: 54 LB   24.49 KG Carton volume: 10.5 FT³   0.29 MT³	Ergonomic features: A, B, C, D, H, L, M, N, Q	<div>RTA 2</div> <div> 1 per carton</div> <div> </div>																																		
	List price																																			
	MVL3192	774																																		
	Luxhide bonded leather or fabric (previously MVL3192F)																																			
	<table><thead><tr><th colspan="3">OVERALL DIMENSIONS</th><th colspan="3">SEAT DIMENSIONS</th><th colspan="2">BACK DIMENSIONS</th></tr><tr><th></th><th>W</th><th>D</th><th>H</th><th>W</th><th>D</th><th>H</th><th>W</th><th>H</th></tr></thead><tbody><tr><td>IN</td><td>24.5</td><td>23</td><td>50.5</td><td>19.5</td><td>17.5</td><td>16-21</td><td>17.5</td><td>30-32.5</td></tr><tr><td>MM</td><td>622</td><td>584</td><td>1283</td><td>495</td><td>445</td><td>406-533</td><td>445</td><td>762-826</td></tr></tbody></table>		OVERALL DIMENSIONS			SEAT DIMENSIONS			BACK DIMENSIONS			W	D	H	W	D	H	W	H	IN	24.5	23	50.5	19.5	17.5	16-21	17.5	30-32.5	MM	622	584	1283	495	445	406-533	445
OVERALL DIMENSIONS			SEAT DIMENSIONS			BACK DIMENSIONS																														
	W	D	H	W	D	H	W	H																												
IN	24.5	23	50.5	19.5	17.5	16-21	17.5	30-32.5																												
MM	622	584	1283	495	445	406-533	445	762-826																												
<b>High Back Synchro-Tilter w/Headrest, Mesh Back and Uph Seat</b> Unit weight: 45 LB   20.5 KG Carton weight: 56 LB   25.4 KG Carton volume: 11 FT³   0.31 MT³	Ergonomic features: A, B, C, D, H, L, M, N, Q	<div>RTA 2</div> <div> 1 per carton</div> <div> </div>																																		
	List price																																			
	MVL3196	79																																		
	<table><thead><tr><th colspan="3">OVERALL DIMENSIONS</th><th colspan="3">SEAT DIMENSIONS</th><th colspan="2">BACK DIMENSIONS</th></tr><tr><th></th><th>W</th><th>D</th><th>H</th><th>W</th><th>D</th><th>H</th><th>W</th><th>H</th></tr></thead><tbody><tr><td>IN</td><td>11.25</td><td>4.5</td><td>9</td><td>-</td><td>-</td><td>-</td><td>-</td><td>-</td></tr><tr><td>MM</td><td>286</td><td>114</td><td>229</td><td>-</td><td>-</td><td>-</td><td>-</td><td>-</td></tr></tbody></table>		OVERALL DIMENSIONS			SEAT DIMENSIONS			BACK DIMENSIONS			W	D	H	W	D	H	W	H	IN	11.25	4.5	9	-	-	-	-	-	MM	286	114	229	-	-	-	-
OVERALL DIMENSIONS			SEAT DIMENSIONS			BACK DIMENSIONS																														
	W	D	H	W	D	H	W	H																												
IN	11.25	4.5	9	-	-	-	-	-																												
MM	286	114	229	-	-	-	-	-																												
<b>Headrest for Format Chairs</b> Unit weight: 1 LB   0.5 KG Carton weight: 2 LB   0.91 KG Carton volume: 0.5 FT³   0.01 MT³	Easily attaches to MVL3191.  Available in Black mesh only.	<div>RTA 00</div> <div> 1 per carton</div> <div></div>																																		



FULL-TIME



model MVL2900

STANDARD FEATURES

- Canadian made, ergonomic seating.
- Extra thick seat foam and contoured back.
- Standard with height and width adjustable arms with self-skinned urethane (SSU) armcaps.
- Dual wheel carpet casters (C65) are standard.
- Can be upholstered in all Global grade 1 seating textiles with the exception of Luxhide (see page 130).
- Compliant with the emissions guidelines set by the GREENGUARD Environmental Institute.
- Limited Lifetime Warranty (5-year exceptions apply - see page 134).
- Weight capacity for this series is 300 lbs.

CHAIR ADJUSTMENTS





- Multi-tilter with infinite position tilt lock.
- Infinite position back and seat angle adjustments, including forward tilt.
- Back height adjustment.
- Pneumatic seat height adjustment.

OPTIONAL FEATURES

- For hard surface flooring casters, please specify **(C65R)**. Add \$21/set.
- For optional sliding seat depth adjustment, please specify **(MD)**. Add \$32.

ALTERNATE TEXTILE OPTIONS

- Graded-in textiles are available. No minimum quantities. Contact Customer Service for pricing.
- Bantam is a durable, bleach cleanable (9:1) vinyl, but due to the stiff nature of the textile, this vinyl is prone to bunching and will not upholster as smoothly as other coverings in this series.

DESCRIPTION		MODEL# / FEATURES											
 <p><b>Medium Back Multi-Tilter</b> Unit weight: 50 LB   22.7 KG Carton weight: 56 LB   25.4 KG Carton volume: 10.5 FT³   0.29 MT³</p>	List price												
	<b>MVL2900</b>		669										
	Fabric												
	<b>OVERALL DIMENSIONS</b>			<b>SEAT DIMENSIONS</b>			<b>BACK DIMENSIONS</b>						
	<b>W</b>			<b>D</b>			<b>H</b>			<b>W</b>		<b>H</b>	
	IN 24.5			25			41			19.5		20	
	MM 622			635			1041			495		508	
									19		20-22		
									483		508-559		
									17.5-21.5				
									445-546				
Ergonomic features:													
A, B, C, D, F, G, H, M, N, Q													
<b>RTA 2</b>						1 per carton							

GENNEX



model OTG11340



model OTG11341

STANDARD FEATURES

- Multi-purpose guest/nesting chairs feature a flip up seat allowing chairs to stack horizontally.
- Durable Black steel frame.
- Black mesh back.
- Models with arms or without arms are available. Armchair features Black polyurethane armcaps.
- Dual wheel carpet casters are standard.
- Seat can be upholstered in all Global grade 1 seating textiles or in Luxhide bonded leather (see page 130).
- Compliant with the emissions guidelines set by the GREENGUARD Environmental Institute.
- Limited Lifetime Warranty (5-year exceptions apply - see page 134).
- Weight capacity for this series is 300 lbs.

OPTIONAL FEATURES

- Hard surface flooring casters (**C9RSET4**) can be purchased separately. Add \$76/set.

ALTERNATE TEXTILE OPTIONS

- Graded-in textiles are available (seat only). No minimum quantities. Contact Customer Service for pricing.

DESCRIPTION

MODEL# / FEATURES



**Nesting Guest Armchair w/Casters, Mesh Back and Uph Seat**

Unit weight: 24 LB | 10.9 KG

Carton weight: 29 LB | 13.15 KG



Carton volume: 15.75 FT³ | 0.44 MT³

Ergonomic features:  
M, N

List price

**OTG11340**

534

OVERALL DIMENSIONS				SEAT DIMENSIONS			BACK DIMENSIONS	
	W	D	H	W	D	H	W	H
IN	25.5	22	33	17.5	16.5	20.5	17	15
MM	648	559	838	445	419	521	432	381
RTA 00  2 per carton (pricing and specifications are for one chair) 								

GEO



model OTG11636B

STANDARD FEATURES




- Value priced, quality mesh seating.
- Scuff resistant arched base.
- Features fixed loop style polypropylene arms.
- Dual wheel carpet casters (C65) are standard.
- Black mesh back.
- Seat is upholstered in Black mesh fabric (MS20).
- Compliant with the emissions guidelines set by the GREENGUARD Environmental Institute.
- Limited Lifetime Warranty (2-year exceptions apply - see page 134).
- Weight capacity for this series is 300 lbs.

CHAIR ADJUSTMENTS

- Center tilt with upright position tilt lock.
- Tilt tension adjustment.
- Pneumatic seat height adjustment.

OPTIONAL FEATURES

- Hard surface flooring casters (**C65R**) can be purchased separately. Add \$96/set.

DESCRIPTION		MODEL# / FEATURES																																				
	<p><b>LB Tilter, Mesh Back and Uph Seat</b> Unit weight: 30 LB   13.6 KG Carton weight: 30 LB   13.61 KG Carton volume: 3.75 FT³   0.1 MT³</p>	List price																																				
		<b>OTG11636B</b>	397																																			
		Black mesh fabric																																				
		<table><tr><th colspan="3">OVERALL DIMENSIONS</th><th colspan="3">SEAT DIMENSIONS</th><th colspan="2">BACK DIMENSIONS</th></tr><tr><th></th><th>W</th><th>D</th><th>H</th><th>W</th><th>D</th><th>H</th><th>W</th><th>H</th></tr><tr><td>IN</td><td>22</td><td>21</td><td>38</td><td>18.5</td><td>16.5</td><td>16.5-20.5</td><td>17.5</td><td>19</td></tr><tr><td>MM</td><td>559</td><td>533</td><td>965</td><td>470</td><td>419</td><td>419-521</td><td>445</td><td>483</td></tr></table>		OVERALL DIMENSIONS			SEAT DIMENSIONS			BACK DIMENSIONS			W	D	H	W	D	H	W	H	IN	22	21	38	18.5	16.5	16.5-20.5	17.5	19	MM	559	533	965	470	419	419-521	445	483
		OVERALL DIMENSIONS			SEAT DIMENSIONS			BACK DIMENSIONS																														
	W	D	H	W	D	H	W	H																														
IN	22	21	38	18.5	16.5	16.5-20.5	17.5	19																														
MM	559	533	965	470	419	419-521	445	483																														
Ergonomic features: A, B, C, M, N, S																																						
<div>RTA 8</div> <div> 1 per carton</div> <div></div>																																						

## IBEX



model MVL2801



model MVL2814



model MVL2807



model MVL2809

## STANDARD FEATURES

- Ergonomic mesh seating designed to promote good posture and provide maximum comfort. Designed by Zooney Chu, Canadian made.
- Available with four different mechanism options: synchro-tilter, multi-tilter, tilter and task. Height adjustable chairs available with task mechanism only.
- Standard with height adjustable T-arms with self-skinned urethane (SSU) armcaps (except armless and guest chairs).
- Dual wheel carpet casters (C1) are standard (except four-legged guest chairs).
- Guest chairs have polymer armcaps (except armless models), a welded steel wall saver frame and are shipped fully assembled.
- Mesh back and mesh seat models can only be upholstered in Black mesh (MS69).
- Mesh back and upholstered seat models: Mesh back is available in Black (MS69) only and seating surface can be upholstered in Luxhide bonded leather (various colours) or in all Global grade 1 seating textiles (see page 130).
- Compliant with the emissions guidelines set by the GREENGUARD Environmental Institute.
- Limited Lifetime Warranty (5-year exceptions apply - see page 134).
- Weight capacity for this series is 300 lbs.

## OPTIONAL FEATURES









- For hard surface flooring casters, please specify (C9R). Add \$21/set.
- For optional sliding seat depth adjustment on multi-tilter chairs, please specify (MD). Add \$32.






## ALTERNATE TEXTILE OPTIONS






- Graded-in textiles are available. No minimum quantities. Contact Customer Service for pricing.




















## CHAIR ADJUSTMENTS







- Synchro-tilter chairs**
  - Synchro tilt with multi-position tilt lock.
  - Tilt tension adjustment.
  - Adjustable lumbar support.
  - Pneumatic seat height adjustment.
- Multi-tilter chairs**
  - Infinite position tilt lock.
  - Tilt tension adjustment.
  - Infinite back and seat angle adjustment.
  - Adjustable lumbar support.
  - Pneumatic seat height adjustment.
- Tilter chairs**
  - Center tilt with upright position tilt lock.
  - Tilt tension adjustment.
  - Seat depth adjustment.
  - Adjustable lumbar support.
  - Pneumatic seat height adjustment.
- Task chairs**
  - Seat depth adjustment.
  - Adjustable lumbar support.
  - Pneumatic seat height adjustment.
- Height adjustable chairs**
  - Task mechanism.
  - Adjustable lumbar support.
  - Pneumatic seat height adjustment.
  - Height adjustable Chrome footrest.

DESCRIPTION	MODEL# / FEATURES									
	List price									
	<b>MVL2801</b>		726							
	Luxhide bonded leather or fabric (previously MVL2801F)									
	OVERALL DIMENSIONS			SEAT DIMENSIONS			BACK DIMENSIONS			
	W	D	H	W	D	H	W	H		
IN	26	26.5	39.5	20	18.5	16.5-21.5	19.5	20.5		
MM	660	673	1003	508	470	419-546	495	521		
<b>Synchro-Tilter, Mesh Back and Uph Seat</b>										
Unit weight: 42 LB   19.1 KG										
Carton weight: 51 LB   23.13 KG										
Carton volume: 10.5 FT³   0.29 MT³										
Ergonomic features: A, B, C, D, H, L, M, N										
<div>RTA 2</div> <div> 1 per carton</div> <div> </div>										
	List price									
	<b>MVL2803</b>		791							
	Luxhide bonded leather or fabric (previously MVL2803F)									
	OVERALL DIMENSIONS			SEAT DIMENSIONS			BACK DIMENSIONS			
	W	D	H	W	D	H	W	H		
IN	26	27	39.5	20	18.5	17.5-22.5	19.5	20		
MM	660	686	1003	508	470	445-572	495	508		
<b>Multi-Tilter, Mesh Back and Uph Seat</b>										
Unit weight: 47 LB   21.4 KG										
Carton weight: 56 LB   25.4 KG										
Carton volume: 10.5 FT³   0.29 MT³										
Ergonomic features: A, B, C, D, F, G, H, M, N, S										
<div>RTA 2</div> <div> 1 per carton</div> <div> </div>										

















DESCRIPTION		MODEL# / FEATURES							
	List price								
	<b>MVL2804</b> Luxhide bonded leather or fabric (previously MVL2804F)								
<b>Tilter, Mesh Back and Uph Seat</b> Unit weight: 40 LB   18.2 KG Carton weight: 49 LB   22.23 KG Carton volume: 10.5 FT³   0.29 MT³		Ergonomic features: A, B, C, D, E, H, M, N, S		RTA 2		courier	1 per carton	CANADA	GREENGUARD
	List price								
	<b>MVL2806</b> Luxhide bonded leather or fabric (previously MVL2806F)								
<b>Task, Mesh Back and Uph Seat</b> Unit weight: 32 LB   14.5 KG Carton weight: 41 LB   18.6 KG Carton volume: 10.5 FT³   0.29 MT³		Ergonomic features: C, D, E, H, M, N		RTA 2		courier	1 per carton	CANADA	GREENGUARD
	List price								
	<b>MVL2807</b> Luxhide bonded leather or fabric (previously MVL2807F)								
<b>Armless Height Adjustable, Mesh Back and Uph Seat</b> Unit weight: 31 LB   14.1 KG Carton weight: 40 LB   18.14 KG Carton volume: 10.5 FT³   0.29 MT³		Ergonomic features: C, D, M, N		RTA 2		courier	1 per carton	CANADA	GREENGUARD
	List price								
	<b>MVL2808</b> Luxhide bonded leather or fabric (previously MVL2808F)								
<b>Height Adjustable w/Arms, Mesh Back and Uph Seat</b> Unit weight: 37 LB   16.8 KG Carton weight: 46 LB   20.87 KG Carton volume: 10.5 FT³   0.29 MT³		Ergonomic features: C, D, H, M, N		RTA 2		courier	1 per carton	CANADA	GREENGUARD
	List price								
	<b>MVL2809</b> Luxhide bonded leather or fabric (previously MVL2809F)								
<b>Guest Chair, Mesh Back and Uph Seat</b> Unit weight: 20 LB   9.1 KG Carton weight: 26 LB   11.79 KG Carton volume: 13.5 FT³   0.38 MT³		Stacks 5 high.		RTA 00			1 per carton	CANADA	GREENGUARD
Ergonomic features: M, N									





DESCRIPTION		MODEL# / FEATURES	
	List price		
	MVL2809C Luxhide bonded leather or fabric (previously MVL2809CF)		
	Ergonomic features: M, N		
	RTA 00		
	1 per carton		
CANADA COUNCIL ON CERTIFICATION			
GREENGUARD			
Guest Chair w/Casters, Mesh Back and Uph Seat Unit weight: 20 LB   9.1 KG Carton weight: 26 LB   11.79 KG Carton volume: 13.5 FT³   0.38 MT³			
	List price		
	MVL2809BSMU Luxhide bonded leather or fabric		
	Ergonomic features: M, N		
	RTA 00		
	1 per carton		
CANADA COUNCIL ON CERTIFICATION			
GREENGUARD			
Guest Bar Stool, Mesh Back and Uph Seat Unit weight: 25.5 LB   11.6 KG Carton weight: 36 LB   16.33 KG Carton volume: 20 FT³   0.56 MT³			
	List price		
	MVL2809BSUU Luxhide bonded leather or fabric		
	Ergonomic features: M, N		
	RTA 00		
	1 per carton		
CANADA COUNCIL ON CERTIFICATION			
GREENGUARD			
Guest Bar Stool, Uph Back and Seat Unit weight: 25.5 LB   11.6 KG Carton weight: 36 LB   16.33 KG Carton volume: 20 FT³   0.56 MT³			
	List price		
	MVL2811 Luxhide bonded leather or fabric (previously MVL2811F)		
	Ergonomic features: A, B, C, D, H, L, M, N		
	RTA 2		
	1 per carton		
CANADA COUNCIL ON CERTIFICATION			
GREENGUARD			
Synchro-Tilter, Uph Back and Seat Unit weight: 42 LB   19.1 KG Carton weight: 51 LB   23.13 KG Carton volume: 10.5 FT³   0.29 MT³			
	List price		
	MVL2813 Luxhide bonded leather or fabric (previously MVL2813F)		
	Ergonomic features: A, B, C, D, F, G, H, M, N, S		
	RTA 2		
	1 per carton		
CANADA COUNCIL ON CERTIFICATION			
GREENGUARD			
Multi-Tilter, Uph Back and Seat Unit weight: 47 LB   21.4 KG Carton weight: 56 LB   25.4 KG Carton volume: 10.5 FT³   0.29 MT³			

DESCRIPTION	MODEL# / FEATURES														
	List price														
	<b>MVL2814</b> 791 Luxhide bonded leather or fabric (previously MVL2814F)														
	OVERALL DIMENSIONS			SEAT DIMENSIONS			BACK DIMENSIONS								
	W	D	H	W	D	H	W	H							
IN 26 MM 660	26.5 673	38.5 978	20 508	18.5 470	16.5-21.5 419-546	19.5 495	20.5 521								
<b>Tilter, Uph Back and Seat</b> Unit weight: 40 LB   18.2 KG Carton weight: 49 LB   22.23 KG Carton volume: 10.5 FT³   0.29 MT³										Ergonomic features: A, B, C, D, E, H, M, N, S		<b>RTA 2</b>	 1 per carton		
	List price														
	<b>MVL2816</b> 732 Luxhide bonded leather or fabric (previously MVL2816F)														
	OVERALL DIMENSIONS			SEAT DIMENSIONS			BACK DIMENSIONS								
	W	D	H	W	D	H	W	H							
IN 26 MM 660	26.5 673	37 940	20 508	18.5 470	16-21 406-533	19.5 495	20.5 521								
<b>Task, Uph Back and Seat</b> Unit weight: 32 LB   14.5 KG Carton weight: 41 LB   18.6 KG Carton volume: 10.5 FT³   0.29 MT³										Ergonomic features: C, D, E, H, M, N		<b>RTA 2</b>	 1 per carton		
	List price														
	<b>MVL2817</b> 821 Luxhide bonded leather or fabric (previously MVL2817F)														
	OVERALL DIMENSIONS			SEAT DIMENSIONS			BACK DIMENSIONS								
	W	D	H	W	D	H	W	H							
IN 20 MM 508	26.5 673	48 1219	20 508	18.5 470	23-33 584-838	19.5 495	20.5 521								
<b>Armless Height Adjustable, Uph Back and Seat</b> Unit weight: 31 LB   14.1 KG Carton weight: 40 LB   18.14 KG Carton volume: 10.5 FT³   0.29 MT³										Ergonomic features: C, D, M, N		<b>RTA 2</b>	 1 per carton		
	List price														
	<b>MVL2818</b> 942 Luxhide bonded leather or fabric (previously MVL2818F)														
	OVERALL DIMENSIONS			SEAT DIMENSIONS			BACK DIMENSIONS								
	W	D	H	W	D	H	W	H							
IN 26 MM 660	26.5 673	48 1219	20 508	18.5 470	23-33 584-838	19.5 495	20.5 521								
<b>Height Adjustable w/Arms, Uph Back and Seat</b> Unit weight: 37 LB   16.8 KG Carton weight: 46 LB   20.87 KG Carton volume: 10.5 FT³   0.29 MT³										Ergonomic features: C, D, H, M, N		<b>RTA 2</b>	 1 per carton		
	List price														
	<b>MVL2819</b> 628 Luxhide bonded leather or fabric (previously MVL2819F)														
	OVERALL DIMENSIONS			SEAT DIMENSIONS			BACK DIMENSIONS								
	W	D	H	W	D	H	W	H							
IN 25.25 MM 641	24 610	34.5 876	19.5 495	18 457	17.5 445	19 483	17 432								
<b>Guest Chair, Uph Back and Seat</b> Unit weight: 20 LB   9.1 KG Carton weight: 26 LB   11.79 KG Carton volume: 13.5 FT³   0.38 MT³										Stacks 5 high.					
										Back exterior upholstered in Jenny, Ebony (JN02).					
										Ergonomic features: M, N		<b>RTA 00</b>	1 per carton		

DESCRIPTION	MODEL# / FEATURES										
	List price										
	<b>MVL2819C</b> Luxhide bonded leather or fabric (previously MVL2819CF) 735										
	OVERALL DIMENSIONS			SEAT DIMENSIONS			BACK DIMENSIONS				
	W	D	H	W	D	H	W	H			
Back exterior upholstered in Jenny, Ebony (JN02).	IN 25.25 MM 641	24 610	34.5 876	19.5 495	18 457	17.5 445	19 483	17 432			
Ergonomic features: M, N	RTA 00			1 per carton			CANADA REGISTERED		ENGINEERED TESTER ASSEMBLED CONÇU TESTÉ MONTÉ		
	List price										
	<b>MVL2821</b> Black mesh 865										
	OVERALL DIMENSIONS			SEAT DIMENSIONS			BACK DIMENSIONS				
	W	D	H	W	D	H	W	H			
Ergonomic features: A, B, C, D, H, L, M	IN 26 MM 660	26.5 673	39.5 1003	20 508	18.5 470	16.5-21.5 419-546	19.5 495	20.5 521			
Ergonomic features: A, B, C, D, H, L, M	RTA 2			courier			1 per carton			ENGINEERED TESTER ASSEMBLED CONÇU TESTÉ MONTÉ	
	List price										
	<b>MVL2823</b> Black mesh 931										
	OVERALL DIMENSIONS			SEAT DIMENSIONS			BACK DIMENSIONS				
	W	D	H	W	D	H	W	H			
Ergonomic features: A, B, C, D, F, G, H, M, S	IN 26 MM 660	27 686	39.5 1003	20 508	18.5 470	17.5-22.5 445-572	19.5 495	20 508			
Ergonomic features: A, B, C, D, F, G, H, M, S	RTA 2			courier			1 per carton			ENGINEERED TESTER ASSEMBLED CONÇU TESTÉ MONTÉ	
	List price										
	<b>MVL2824</b> Black mesh 830										
	OVERALL DIMENSIONS			SEAT DIMENSIONS			BACK DIMENSIONS				
	W	D	H	W	D	H	W	H			
Ergonomic features: A, B, C, D, E, H, M, S	IN 26 MM 660	26.5 673	38.5 978	20 508	18.5 470	16.5-21.5 419-546	19.5 495	20.5 521			
Ergonomic features: A, B, C, D, E, H, M, S	RTA 2			courier			1 per carton			ENGINEERED TESTER ASSEMBLED CONÇU TESTÉ MONTÉ	
	List price										
	<b>MVL2826</b> Black mesh 771										
	OVERALL DIMENSIONS			SEAT DIMENSIONS			BACK DIMENSIONS				
	W	D	H	W	D	H	W	H			
Ergonomic features: C, D, E, H, M	IN 26 MM 660	26.5 673	37 940	20 508	18.5 470	16-21 406-533	19.5 495	20.5 521			
Ergonomic features: C, D, E, H, M	RTA 2			courier			1 per carton			ENGINEERED TESTER ASSEMBLED CONÇU TESTÉ MONTÉ	
	List price										
	<b>MVL2827</b> Black mesh 862										
	OVERALL DIMENSIONS			SEAT DIMENSIONS			BACK DIMENSIONS				
	W	D	H	W	D	H	W	H			
Ergonomic features: C, D, M	IN 20 MM 508	26.5 673	48 1219	20 508	18.5 470	23-33 584-838	19.5 495	20.5 521			
Ergonomic features: C, D, M	RTA 2			courier			1 per carton			ENGINEERED TESTER ASSEMBLED CONÇU TESTÉ MONTÉ	



DESCRIPTION		MODEL# / FEATURES																																									
	<p><b>Height Adjustable w/Arms, Mesh Back and Seat</b> Unit weight: 37 LB   16.8 KG Carton weight: 46 LB   20.87 KG Carton volume: 10.5 FT³   0.29 MT³</p>	List price																																									
		<p><b>MVL2828</b> Black mesh</p>																																									
		980																																									
		<table><tr><th colspan="3">OVERALL DIMENSIONS</th><th colspan="3">SEAT DIMENSIONS</th><th colspan="2">BACK DIMENSIONS</th></tr><tr><th>W</th><th>D</th><th>H</th><th>W</th><th>D</th><th>H</th><th>W</th><th>H</th></tr><tr><td>IN 26</td><td>26.5</td><td>48</td><td>20</td><td>18.5</td><td>23-33</td><td>19.5</td><td>20.5</td></tr><tr><td>MM 660</td><td>673</td><td>1219</td><td>508</td><td>470</td><td>584-838</td><td>495</td><td>521</td></tr></table>										OVERALL DIMENSIONS			SEAT DIMENSIONS			BACK DIMENSIONS		W	D	H	W	D	H	W	H	IN 26	26.5	48	20	18.5	23-33	19.5	20.5	MM 660	673	1219	508	470	584-838	495	521
		OVERALL DIMENSIONS			SEAT DIMENSIONS			BACK DIMENSIONS																																			
W	D	H	W	D	H	W	H																																				
IN 26	26.5	48	20	18.5	23-33	19.5	20.5																																				
MM 660	673	1219	508	470	584-838	495	521																																				
<p>Ergonomic features:</p> <div><div>RTA 2</div><div> 1 per carton</div><div></div><div></div></div>																																											
	<p><b>Armless Guest Chair, Mesh Back and Uph Seat</b> Unit weight: 19 LB   8.6 KG Carton weight: 25 LB   11.34 KG Carton volume: 13 FT³   0.36 MT³</p>	List price																																									
		<p><b>MVL2831</b> Luxhide bonded leather or fabric (previously MVL2831F)</p>																																									
		498																																									
		<p>Stacks 5 high.</p>																																									
		<p>Ergonomic features:</p> <div><div>RTA 00</div><div>1 per carton</div><div></div><div></div></div>																																									
	<p><b>Armless Guest Chair w/Casters, Mesh Back and Uph Seat</b> Unit weight: 19 LB   8.6 KG Carton weight: 25 LB   11.34 KG Carton volume: 13 FT³   0.36 MT³</p>	List price																																									
		<p><b>MVL2831C</b> Luxhide bonded leather or fabric (previously MVL2831CF)</p>																																									
		611																																									
		<p>Ergonomic features:</p> <div><div>RTA 00</div><div>1 per carton</div><div></div><div></div></div>																																									
			<p><b>Armless Guest Bar Stool, Mesh Back and Uph Seat</b> Unit weight: 24 LB   10.9 KG Carton weight: 34 LB   15.42 KG Carton volume: 15.75 FT³   0.44 MT³</p>	List price																																							
<p><b>MVL2831BSMU</b> Luxhide bonded leather or fabric</p>																																											
755																																											
<p>Ergonomic features:</p> <div><div>RTA 00</div><div>1 per carton</div><div></div><div></div></div>																																											
	<p><b>Armless Guest Bar Stool, Uph Back and Seat</b> Unit weight: 24 LB   10.9 KG Carton weight: 34 LB   15.42 KG Carton volume: 15.75 FT³   0.44 MT³</p>			List price																																							
		<p><b>MVL2831BSUU</b> Luxhide bonded leather or fabric</p>																																									
		853																																									
		<p>Ergonomic features:</p> <div><div>RTA 00</div><div>1 per carton</div><div></div><div></div></div>																																									

DESCRIPTION		MODEL# / FEATURES																																									
	<b>Armless Guest Chair, Uph Back and Seat</b> Unit weight: 20 LB   9.1 KG Carton weight: 26 LB   11.79 KG Carton volume: 13 FT³   0.36 MT³	List price																																									
		<b>MVL2832</b> 591 Luxhide bonded leather or fabric (previously MVL2832F)																																									
		Stacks 5 high.																																									
		<table><tr><th colspan="3">OVERALL DIMENSIONS</th><th colspan="3">SEAT DIMENSIONS</th><th colspan="2">BACK DIMENSIONS</th></tr><tr><th>W</th><th>D</th><th>H</th><th>W</th><th>D</th><th>H</th><th>W</th><th>H</th></tr><tr><td>IN 20</td><td>24</td><td>34.5</td><td>19.5</td><td>18</td><td>17.5</td><td>19</td><td>17</td></tr><tr><td>MM 508</td><td>610</td><td>876</td><td>495</td><td>457</td><td>445</td><td>483</td><td>432</td></tr></table>										OVERALL DIMENSIONS			SEAT DIMENSIONS			BACK DIMENSIONS		W	D	H	W	D	H	W	H	IN 20	24	34.5	19.5	18	17.5	19	17	MM 508	610	876	495	457	445	483	432
		OVERALL DIMENSIONS			SEAT DIMENSIONS			BACK DIMENSIONS																																			
W	D	H	W	D	H	W	H																																				
IN 20	24	34.5	19.5	18	17.5	19	17																																				
MM 508	610	876	495	457	445	483	432																																				
Back exterior upholstered in Jenny, Ebony (JN02).																																											
	<b>Armless Guest Chair w/Casters, Uph Back and Seat</b> Unit weight: 20 LB   9.1 KG Carton weight: 26 LB   11.79 KG Carton volume: 13 FT³   0.36 MT³	List price																																									
		<b>MVL2832C</b> 697 Luxhide bonded leather or fabric (previously MVL2832CF)																																									
		Stacks 5 high.																																									
		<table><tr><th colspan="3">OVERALL DIMENSIONS</th><th colspan="3">SEAT DIMENSIONS</th><th colspan="2">BACK DIMENSIONS</th></tr><tr><th>W</th><th>D</th><th>H</th><th>W</th><th>D</th><th>H</th><th>W</th><th>H</th></tr><tr><td>IN 20</td><td>24</td><td>34.5</td><td>19.5</td><td>18</td><td>17.5</td><td>19</td><td>17</td></tr><tr><td>MM 508</td><td>610</td><td>876</td><td>495</td><td>457</td><td>445</td><td>483</td><td>432</td></tr></table>										OVERALL DIMENSIONS			SEAT DIMENSIONS			BACK DIMENSIONS		W	D	H	W	D	H	W	H	IN 20	24	34.5	19.5	18	17.5	19	17	MM 508	610	876	495	457	445	483	432
		OVERALL DIMENSIONS			SEAT DIMENSIONS			BACK DIMENSIONS																																			
W	D	H	W	D	H	W	H																																				
IN 20	24	34.5	19.5	18	17.5	19	17																																				
MM 508	610	876	495	457	445	483	432																																				
Back exterior upholstered in Jenny, Ebony (JN02).																																											
		Ergonomic features: M, N																																									
		RTA 00 1 per carton																																									
		 																																									

IONIC BENCHES



model MLUB-2

STANDARD FEATURES

- Upholstered bench with signature H-legs and generous seating area in one, two and three seater options.
- Durable and ideal for open spaces and common areas.
- 2" thick fully upholstered cushions banded on all four sides.
- Cushion is secured to H-legs with T-nuts.
- Can be upholstered in all Global grade 1 seating textiles or in Luxhide bonded leather (see page 130).
- Shipped easy to assemble.
- Limited Lifetime Warranty (5-year exceptions apply - see page 134).
- Weight capacity for this series is 300 lbs.

LEG FINISHES

- Legs are painted in a durable Sandtex finish with low profile plastic glides. Available in the following finishes:  
TBL Black  
TDW Designer White  
TTU Tungsten

ALTERNATE TEXTILE OPTIONS

- Graded-in textiles are available. No minimum quantities. Contact Customer Service for pricing.

DESCRIPTION	MODEL# / FEATURES
	List price
	MLUB-1
<b>One Seater Bench</b> Unit weight: 19 LB   8.6 KG Carton weight: 24 LB   10.89 KG Carton volume: 3 FT³   0.08 MT³	
	List price
	MLUB-2
<b>Two Seater Bench</b> Unit weight: 26 LB   11.8 KG Carton weight: 32 LB   14.51 KG Carton volume: 4 FT³   0.11 MT³	
	List price
	MLUB-3
<b>Three Seater Bench</b> Unit weight: 43 LB   19.5 KG Carton weight: 51 LB   23.13 KG Carton volume: 6 FT³   0.16 MT³	

OVERALL DIMENSIONS			SEAT DIMENSIONS			BACK DIMENSIONS	
W	D	H	W	D	H	W	H
IN 26.5 MM 673	20.5 521	18 457	-	-	-	-	-
RTA 1	courier	1 cartons	CANADA				

OVERALL DIMENSIONS			SEAT DIMENSIONS			BACK DIMENSIONS	
W	D	H	W	D	H	W	H
IN 42.5 MM 1080	20.5 521	18 457	-	-	-	-	-
RTA 1	courier	1 cartons	CANADA				

OVERALL DIMENSIONS			SEAT DIMENSIONS			BACK DIMENSIONS	
W	D	H	W	D	H	W	H
IN 63.5 MM 1613	20.5 521	18 457	-	-	-	-	-
RTA 1	courier	1 cartons	CANADA				

JAVA



model OTG10902

STANDARD FEATURES

- Tilter chair with durable rear shroud.
- Flared fixed loop arms.
- Black frame and Black spider base.
- Dual wheel carpet casters (C65) are standard.
- Only available in Black mesh fabric (MS20) seat with contrasting Grey mesh back.
- Compliant with the emissions guidelines set by the GREENGUARD Environmental Institute.
- Limited Lifetime Warranty (2-year exceptions apply - see page 134).
- Weight capacity for this series is 300 lbs.

CHAIR ADJUSTMENTS

- Center tilt with upright position tilt lock.
- Tilt tension adjustment.
- Pneumatic seat height adjustment.

OPTIONAL FEATURES

- Hard surface flooring casters (**C65R**) can be purchased separately. Add \$96/set.

DESCRIPTION

MODEL# / FEATURES






**High Back Tilter**  
Unit weight: 28 LB | 12.7 KG  
Carton weight: 28 LB | 12.7 KG  
Carton volume: 3.4 FT³ | 0.09 MT³

Ergonomic features:  
A, B, C, M, N, S

List price

OTG10902

383

OVERALL DIMENSIONS			SEAT DIMENSIONS			BACK DIMENSIONS		
	W	D	H	W	D	H	W	H
IN	24	23	39	19.5	17	17-21	18	20
MM	610	584	991	495	432	432-533	457	508
 RTA 8			 courier			1 per carton		
								

KAYSEE *THIS MODEL IS CURRENTLY OUT OF STOCK*



model OTG12112B

STANDARD FEATURES




- Mesh high back tilter chair.
- Standard with height adjustable T-arms with self-skinned urethane (SSU) armcaps.
- Black base with dual wheel carpet casters (C1) are standard.
- Only available with Black Luxhide bonded leather seat and Black mesh back.
- Compliant with the emissions guidelines set by the GREENGUARD Environmental Institute.
- Limited Lifetime Warranty (2-year exceptions apply - see page 134).
- Weight capacity for this series is 300 lbs.

CHAIR ADJUSTMENTS

- Center tilt with upright position tilt lock.
- Tilt tension adjustment.
- Height adjustable flexible lumbar support.
- Pneumatic seat height adjustment.

OPTIONAL FEATURES

- Hard surface flooring casters (**C9R**) can be purchased separately. Add \$96/set.

DESCRIPTION		MODEL# / FEATURES									
	List price										
	OTG12112B		458								
	OVERALL DIMENSIONS					SEAT DIMENSIONS			BACK DIMENSIONS		
			W	D	H	W	D	H	W	H	
		IN	25	24	41	20	18	16.5-20.5	18	22	
		MM	635	610	1041	508	457	419-521	457	559	
<b>High Back Tilter</b> Unit weight: 40 LB   18.14 KG Carton weight: 40 LB   18.14 KG Carton volume: 4.1 FT³   0.11 MT³		Ergonomic features: A, B, C, D, H, S, M, N									
		RTA 8				1 per carton					
											

KAZAN



model OTG11670B

STANDARD FEATURES



- Unique design by Zooley Chu.
- Comfortable multi-segmented cushions with deep padding.
- Double needle decorative stitch details.
- Fully upholstered arms.
- Dual wheel carpet casters (C65) are standard
- Seating surfaces are upholstered in Black Luxhide bonded leather.
- Compliant with the emissions guidelines set by the GREENGUARD Environmental Institute.
- Limited Lifetime Warranty (2-year exceptions apply - see page 134).
- Weight capacity for this series is 300 lbs.

CHAIR ADJUSTMENTS

- Center tilt with upright position tilt lock.
- Tilt tension adjustment.
- Pneumatic seat height adjustment.

OPTIONAL FEATURES

- Hard surface flooring casters (**C65R**) can be purchased separately. Add \$96/set.

DESCRIPTION		MODEL# / FEATURES									
	List price										
	OTG11670B750										
	OVERALL DIMENSIONS			SEAT DIMENSIONS			BACK DIMENSIONS				
		W	D	H	W	D	H	W	H		
	IN	25.5	29.5	46	21.5	20	17-21	17.5	27.5		
	MM	648	749	1168	546	508	432-533	445	699		
<b>High Back Tilter</b> Unit weight: 60 LB   27.21 KG Carton weight: 60 LB   27.22 KG Carton volume: 8 FT³   0.22 MT³		Ergonomic features:		RTA 8		courier		1 per carton			
		A, B, C, M, N, S									

**KYLIE**



model OTG11355C

## STANDARD FEATURES

- Lightweight multi-purpose stacking chairs.
- Durable and easy to clean reinforced polypropylene.
- Stackable up to 4 high on floor.
- Stackable up to 8 high on dolly (OTG6756).
- Available in Cadet **(C)**, Grey **(G)** and White **(W)**.
- Integrated non-slip glides.
- Shipped assembled (3 in a carton).
- Compliant with the emissions guidelines set by the GREENGUARD Environmental Institute.
- Limited Lifetime Warranty (2-year exceptions apply - see page 134).
- Weight capacity for this series is 300 lbs.

</

LITE-LIFT




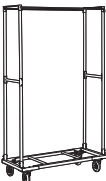
model OTG11674



STANDARD FEATURES

- Multi-purpose folding chair.
- Lightweight, durable, portable and easy to clean.
- Folds flat for compact storage.
- Molded plastic seat and back in Oyster Grey only.
- Strong steel frame in Charcoal colour with epoxy coating.
- Stackable up to 25 high on dolly (MVL2776). Chairs must be aligned in the same direction.
- Shipped fully assembled.
- Limited Lifetime Warranty (1-year exceptions apply - see page 134).
- Weight capacity for this series is 200 lbs.

For complementary Lite-Lift folding tables, see page 110.

DESCRIPTION		MODEL# / FEATURES							
		List price							
	OTG11674	493							
<b>Armless Folding Chairs - Set of 4</b> Unit weight: 54 LB   24.49 KG Carton weight: 54 LB   24.49 KG Carton volume: 5.23 FT³   0.14 MT³		OVERALL DIMENSIONS			SEAT DIMENSIONS			BACK DIMENSIONS	
		W D H			W D H			W H	
		IN 19	22	33.5	16	17	17.5	18.5	17
		MM 483	559	851	406	432	445	470	432
		RTA 00			courier 1 carton (pricing is for the set, specifications are for one chair)				
		List price							
	MVL2776	544							
<b>Dolly</b> Unit weight: 43 LB   19.5 KG Carton weight: 48 LB   21.77 KG Carton volume: 3.08 FT³   0.08 MT³		OVERALL DIMENSIONS			SEAT DIMENSIONS			BACK DIMENSIONS	
		W D H			W D H			W H	
		IN 18.5	43.5	74.75	-	-	-	-	-
		MM 470	1105	1899	-	-	-	-	-
		RTA 8			courier 1 per carton				
		Stacks OTG11674 chairs horizontally in the same direction, up to 25 high.							

LUMI



model OTG11357

STANDARD FEATURES

- High transparency mesh back synchro-tilter chair.
- Features a contoured back frame and a thick seat cushion.
- Standard with height adjustable T-arms with sliding (depth) and rotating armcaps.
- Mesh back is available in Grey only.
- Dual wheel carpet casters (C1) are standard.
- Seating surfaces can be upholstered in all Global grade 1 seating textiles or in Luxhide bonded leather (see page 130).
- Compliant with the emissions guidelines set by the GREENGUARD Environmental Institute.
- Limited Lifetime Warranty (5-year exceptions apply - see page 134).
- Weight capacity for this series is 300 lbs.

CHAIR ADJUSTMENTS

- Synchro tilt with multi position tilt lock.
- Tilt tension adjustment.
- Pneumatic seat height adjustment.

OPTIONAL FEATURES

- Hard surface flooring casters (**C9R**) can be purchased separately. Add \$96/set.

DESCRIPTION

MODEL# / FEATURES



Synchro-Tilter, Mesh Back and Uph Seat




Unit weight: 32.5 LB | 14.8 KG  
Carton weight: 37 LB | 16.78 KG  
Carton volume: 4.6 FT³ | 0.13 MT³

Ergonomic features:  
A, B, C, H, L, M, N, R

List price

OTG11357

583

OVERALL DIMENSIONS			SEAT DIMENSIONS			BACK DIMENSIONS		
	W	D	H	W	D	H	W	H
IN	25.75	24	38.75	19	18	17.75-21.75	18.5	19.5
MM	654	610	984	483	457	451-552	470	495
 RTA 8			 courier		1 per carton			
			 overseas					



## M-TASK



model MVL2911



model MVL2914

## STANDARD FEATURES

- Full function ergonomic seating. Canadian made.
- Slim profile with highly contoured back and waterfall seat front.
- Available with two different mechanism options: synchro-tilter and multi-tilter.
- Standard with height and width adjustable T-arms with durable self-skinned urethane (SSU) armcaps.
- Dual wheel carpet casters (C1) are standard.
- MVL2912 and MVL2914 feature a height and angle adjustable headrest.
- Seating surfaces can be upholstered in Luxhide bonded leather (various colours) or in all Global grade 1 seating textiles (see page 130).
- Compliant with the emissions guidelines set by the GREENGUARD Environmental Institute.
- Limited Lifetime Warranty (5-year exceptions apply - see page 134).
- Weight capacity for this series is 300 lbs.

## CHAIR ADJUSTMENTS




- **Synchro-tilter chairs**
  - Synchro tilt with multi-position tilt lock.
  - Tilt tension adjustment.
  - Ratchet back height adjustment.
  - Pneumatic seat height adjustment.
- **Multi-tilter chairs**
  - Center tilt with infinite position tilt lock.
  - Tilt tension adjustment.
  - Independent back and seat angle adjustment.
  - Forward seat angle adjustment.
  - Ratchet back height adjustment.
  - Sliding seat depth adjustment.
  - Pneumatic seat height adjustment.




## OPTIONAL FEATURES

- For hard surface flooring casters, please specify (C9R). Add \$21/set.

## ALTERNATE TEXTILE OPTIONS

- Graded-in textiles are available. No minimum quantities. Contact Customer Service for pricing.
- Bantam is a durable, bleach cleanable (9:1) vinyl, but due to the stiff nature of the textile, this vinyl is prone to bunching and will not upholster as smoothly as other coverings in this series.

DESCRIPTION	MODEL# / FEATURES									
	List price									
	<b>MVL2911</b>		798							
	Luxhide bonded leather or fabric (previously MVL2911F)									
	OVERALL DIMENSIONS			SEAT DIMENSIONS			BACK DIMENSIONS			
	W	D	H	W	D	H	W	H		
IN 25	23	40.5	20.5	17.5	16.5-21.5	19	22			
MM 635	584	1029	521	445	419-546	483	559			
<b>High Back Synchro-Tilter</b> Unit weight: 44 LB   20 KG Carton weight: 56 LB   25.4 KG Carton volume: 10.5 FT³   0.29 MT³	Ergonomic features: A, B, C, D, H, L, M, N, Q									
	RTA 2		courier		1 per carton		CANADA		GREENGUARD	
	List price									
	<b>MVL2912</b>		911							
	Luxhide bonded leather or fabric (previously MVL2912F)									
	OVERALL DIMENSIONS			SEAT DIMENSIONS			BACK DIMENSIONS			
	W	D	H	W	D	H	W	H		
IN 25	23	48	20.5	17.5	16.5-21.5	19	29			
MM 635	584	1219	521	445	419-546	483	737			
<b>Executive Back Synchro-Tilter w/Adj. Headrest</b> Unit weight: 49 LB   22.3 KG Carton weight: 62 LB   28.12 KG Carton volume: 11 FT³   0.31 MT³	Ergonomic features: A, B, C, D, H, L, M, N, Q									
	RTA 2		courier		1 per carton		CANADA		GREENGUARD	
	List price									
	<b>MVL2913</b>		828							
	Luxhide bonded leather or fabric (previously MVL2913F)									
	OVERALL DIMENSIONS			SEAT DIMENSIONS			BACK DIMENSIONS			
	W	D	H	W	D	H	W	H		
IN 25	24	41	20.5	18-21	17-22	19	22			
MM 635	610	1041	521	457-533	432-559	483	559			
<b>High Back Multi-Tilter</b> Unit weight: 50 LB   22.7 KG Carton weight: 62 LB   28.12 KG Carton volume: 10.5 FT³   0.29 MT³	Ergonomic features: A, B, C, D, E, F, G, H, M, N, Q, S									
	RTA 2		courier		1 per carton		CANADA		GREENGUARD	

DESCRIPTION		MODEL# / FEATURES									
		List price									
	<b>MVL2914</b>	945									
	Luxhide bonded leather or fabric (previously MVL2914F)										
<b>Executive Back Multi-Tilter w/Adj. Headrest</b>		<b>OVERALL DIMENSIONS</b>			<b>SEAT DIMENSIONS</b>			<b>BACK DIMENSIONS</b>			
		<b>W</b>	<b>D</b>	<b>H</b>	<b>W</b>	<b>D</b>	<b>H</b>	<b>W</b>	<b>H</b>		
		IN	25	24	48	20.5	18-21	17-22	19	29	
		MM	635	610	1219	521	457-533	432-559	483	737	
Unit weight: 51 LB   23.2 KG											
Carton weight: 63 LB   28.58 KG											
Carton volume: 11 FT³   0.31 MT³											
Ergonomic features:		<b>RTA 2</b>		courier		1 per carton					
A, B, C, D, E, F, G, H, M, N, Q, S											

**MASI**

model OTG10740

## STANDARD FEATURES




- High back management/boardroom chair.
- Upholstered headrest with 2.5" of height adjustment.
- Durable nylon loop arms.
- Prominent lumbar support.
- Seat covering and headrest are upholstered in Black polyester fabric.
- Black mesh back.
- Black base with dual wheel carpet casters.
- Compliant with the emissions guidelines set by the GREENGUARD Environmental Institute.
- Limited Lifetime Warranty (2-year exceptions apply - see page 134).
- Weight capacity for this series is 300 lbs.

## CHAIR ADJUSTMENTS

- Tilter mechanism with upright position tilt lock.
- Tilt tension adjustment.
- Pneumatic seat height adjustment.

## OPTIONAL FEATURES

- Hard surface flooring casters (**C65R**) can be purchased separately. Add \$96/set.

DESCRIPTION		MODEL# / FEATURES									
			List price								
	OTG10740		520								
			OVERALL DIMENSIONS			SEAT DIMENSIONS			BACK DIMENSIONS		
			W	D	H	W	D	H	W	H	
			IN	24.62	27	47.5	19.75	19	17-21	19	28.5
<b>High Back Tilter</b> Unit weight: 27.5 LB   12.5 KG Carton weight: 33 LB   14.97 KG Carton volume: 5.5 FT³   0.15 MT³			MM	625	686	1207	502	483	432-533	483	724
		Ergonomic features:			courier		1 per carton				
		RTA 8									
		A, B, C, M, N, S									


MINTO



model MVL2747

STANDARD FEATURES

- Multi-purpose stacking chairs. Canadian made.
- Fully upholstered seat and back.
- Four-legged round steel tube frame.
- Armchair has polypropylene armcaps.
- Stackable up to 5 high on floor or on optional dolly (MVL2749).
- Can be upholstered in all Global grade 1 seating textiles with the exception of Luxhide (see page 130).
- Compliant with the emissions guidelines set by the GREENGUARD Environmental Institute.
- Shipped fully assembled.
- Limited Lifetime Warranty (5-year exceptions apply - see page 134).
- Weight capacity for this series is 300 lbs.
- Bantam is a durable, bleach cleanable (9:1) vinyl, but due to the stiff nature of the textile, this vinyl is prone to bunching and will not upholster as smoothly as other coverings in this series.

DESCRIPTION		MODEL# / FEATURES		
 <b>Low Back Stacking Armchair</b> Unit weight: 15 LB   6.8 KG Carton weight: 18 LB   8.16 KG Carton volume: 12.75 FT³   0.36 MT³		List price		
	MVL2747	256		
</				

MVL FILE BUDDY



model MVL1105

STANDARD FEATURES

- Swivel stool ideal for filing and any mobile desk.
- Five-legged injection molded base available in Black only
- Dual wheel carpet casters (C65) are standard.
- 13.5" diameter seat upholstered in Black vinyl (70).
- Compliant with the emissions guidelines set by the GREENGUARD Environmental Institute.
- Limited Lifetime Warranty (5-year exceptions apply - see page 134).
- Weight capacity for this series is 300 lbs.

CHAIR ADJUSTMENTS

- Pneumatic seat height adjustment.

OPTIONAL FEATURES

- For hard surface flooring casters, please specify (C65R). Add \$21/set.

DESCRIPTION

MODEL# / FEATURES



**Swivel Stool - 5" Pneumatic, 20" Base**  
Unit weight: 11 LB | 5 KG  
Carton weight: 14 LB | 6.35 KG  
Carton volume: 2.5 FT³ | 0.07 MT³

Ergonomic feature:  
C

List price

MVL1105

284

OVERALL DIMENSIONS

	W	D	H
IN	13.5	13.5	18.5
MM	343	343	470

SEAT DIMENSIONS

W	D	H
13.5	-	16.5-21.5
343	-	419-546

BACK DIMENSIONS

W	H
-	-
-	-

RTA 1 courier 1 per carton



List price

MVL1110

351



**Swivel Stool - 10" Pneumatic, 22" Base**  
Unit weight: 14 LB | 6.4 KG  
Carton weight: 17 LB | 7.71 KG  
Carton volume: 2.9 FT³ | 0.08 MT³

Ergonomic feature:  
C

OVERALL DIMENSIONS

	W	D	H
IN	13.5	13.5	27.5
MM	343	343	699

SEAT DIMENSIONS

W	D	H
13.5	-	22.5-32.5
343	-	572-826

BACK DIMENSIONS

W	H
-	-
-	-

RTA 1 courier 1 per carton



## OVERTIME



model MVL2756

## STANDARD FEATURES

- Canadian made, full function ergonomic chair designed to promote good posture and provide comfort for long-term sitting.
- High comfort seat made from variable density seat foams and a memory foam top.
- Standard with height and width adjustable T-arms with durable self-skinned urethane (SSU) armcaps.
- Dual wheel carpet casters (C65) are standard.
- Seating surfaces can be upholstered in Luxhide bonded leather, in various colours or in all Global grade 1 seating textiles (see page 130).
- Compliant with the emissions guidelines set by the GREENGUARD Environmental Institute.
- Limited Lifetime Warranty (5-year exceptions apply - see page 134).
- Weight capacity for this series is 300 lbs.

## CHAIR ADJUSTMENTS


- Multi-tilter mechanism with infinite position tilt lock.
- Infinite position back and seat angle adjustments, including forward tilt.
- Ratchet back height adjustment.
- Pneumatic seat height adjustment.

## OPTIONAL FEATURES

- For hard surface flooring casters, please specify **(C65R)**. Add \$21/set.
- For optional sliding seat depth adjustment, please specify **(MD)**. Add \$32.

## ALTERNATE TEXTILE OPTIONS

- Graded-in textiles are available. No minimum quantities. Contact Customer Service for pricing.

DESCRIPTION	MODEL# / FEATURES									
	List price									
	MVL2756 727									
	Luxhide bonded leather or fabric (previously MVL2756F)									
<b>High Back Multi-Tilter</b> Unit weight: 58 LB   26.4 KG Carton weight: 63 LB   28.58 KG Carton volume: 10.5 FT³   0.29 MT³	OVERALL DIMENSIONS			SEAT DIMENSIONS			BACK DIMENSIONS			
	W	D	H	W	D	H	W	H		
	IN 26	24.5	40	19.5	18	17-21	19	19-21.5		
	MM 660	622	1016	495	457	432-533	483	483-546		
	Ergonomic features: A, B, C, D, F, G, H, M, N, Q, S									
	RTA 2		courier		1 per carton		CANADA		GREENGUARD	

## OVERTIME 350



model MVL13040

## STANDARD FEATURES

- Canadian made, specifically intended for users of above average height and/or weight. Not intended for average size users.
- High comfort seat made from variable density seat foams and a memory foam top.
- Standard with height and width adjustable T-arms with sliding, rotating and lockable armcaps.
- Width adjustable arm extensions are standard.
- Dual wheel carpet casters (C65) are standard.
- Seating surfaces can be upholstered in Luxhide bonded leather, in various colours or in all Global grade 1 seating textiles (see page 130).
- Compliant with the emissions guidelines set by the GREENGUARD Environmental Institute.
- Limited Lifetime Warranty (5-year exceptions apply - see page 134).
- Weight capacity for this series is 350 lbs.

## CHAIR ADJUSTMENTS




- Multi-tilter mechanism with infinite position tilt lock.
- Infinite position back and seat angle adjustments, including forward tilt.
- Ratchet back height adjustment.
- Pneumatic seat height adjustment.
- Seat depth adjustment.

## OPTIONAL FEATURES

- For hard surface flooring casters, please specify **(C65R)**. Add \$21/set.

## ALTERNATE TEXTILE OPTIONS

- Graded-in textiles are available. No minimum quantities. Contact Customer Service for pricing.

DESCRIPTION	MODEL# / FEATURES																																												
	List price																																												
	MVL13040		1023																																										
	Luxhide bonded leather or fabric (previously MVL13040F)																																												
<table><tr><th colspan="3">OVERALL DIMENSIONS</th><th colspan="3">SEAT DIMENSIONS</th><th colspan="2">BACK DIMENSIONS</th></tr><tr><th></th><th>W</th><th>D</th><th>H</th><th>W</th><th>D</th><th>H</th><th>W</th><th>H</th></tr><tr><td>IN</td><td>26</td><td>26</td><td>42</td><td>21</td><td>18-21</td><td>19-23</td><td>20.5</td><td>19.5-23</td></tr><tr><td>MM</td><td>660</td><td>660</td><td>1067</td><td>533</td><td>457-533</td><td>483-584</td><td>521</td><td>495-584</td></tr></table>											OVERALL DIMENSIONS			SEAT DIMENSIONS			BACK DIMENSIONS			W	D	H	W	D	H	W	H	IN	26	26	42	21	18-21	19-23	20.5	19.5-23	MM	660	660	1067	533	457-533	483-584	521	495-584
OVERALL DIMENSIONS			SEAT DIMENSIONS			BACK DIMENSIONS																																							
	W	D	H	W	D	H	W	H																																					
IN	26	26	42	21	18-21	19-23	20.5	19.5-23																																					
MM	660	660	1067	533	457-533	483-584	521	495-584																																					
<div><div>High Back Heavy Duty Multi-Tilter</div><div>Unit weight: 62 LB   28.2 KG Carton weight: 68 LB   30.84 KG Carton volume: 15.5 FT³   0.43 MT³</div></div>																																													
<div><div>Ergonomic features: A, B, C, D, E, F, G, H, M, N, Q, R, S</div><div>RTA 2</div><div>1 per carton</div><div></div></div>																																													

OVERTIME 350M



model MVL13090

STANDARD FEATURES

- Canadian made, specifically intended for users of above average height and/or weight. Not intended for average size users.
- High comfort seat made from Ultracell high density, highly resilient foam.
- Breathable mesh back.
- Standard with height and width adjustable T-arms with sliding, rotating and lockable armcaps.
- Dual wheel carpet casters (C65) are standard.
- Seating surfaces can be upholstered in Luxhide bonded leather, in various colours or in all Global grade 1 seating textiles (see page 130).
- Mesh back available in Black only.
- Compliant with the emissions guidelines set by the GREENGUARD Environmental Institute.
- Limited Lifetime Warranty (5-year exceptions apply - see page 134).
- Weight capacity for this series is 350 lbs.

CHAIR ADJUSTMENTS

- Multi-tilter mechanism with infinite position tilt lock.
- Infinite position back and seat angle adjustments, including forward tilt.
- Adjustable lumbar support.
- Pneumatic seat height adjustment.
- Seat depth adjustment.

OPTIONAL FEATURES

- For hard surface flooring casters, please specify (C65R). Add \$21/set.

ALTERNATE TEXTILE OPTIONS

- Graded-in textiles are available (seat only). No minimum quantities. Contact Customer Service for pricing.


DESCRIPTION

MODEL# / FEATURES



**Mesh High Back Heavy Duty Multi-Tilter**  
Unit weight: 54 LB | 24.5 KG  
Carton weight: 66 LB | 29.94 KG  
Carton volume: 11.75 FT³ | 0.33 MT³

List price								
MVL13090	956							
Luxhide bonded leather or fabric								
OVERALL DIMENSIONS			SEAT DIMENSIONS			BACK DIMENSIONS		
	W	D	H	W	D	H	W	H
IN	26.5	23.5	43.5	21	17-20	18-22	20	23.5
MM	673	597	1105	533	432-508	457-559	508	597
Ergonomic features:		RTA 2		1 per carton		CANADA GREENGUARD		
A, B, C, D, E, F, G, H, M, N, Q, R, S								

DESCRIPTION	MODEL# / FEATURES									
	List price									
	MVL11870		612							
	OVERALL DIMENSIONS			SEAT DIMENSIONS			BACK DIMENSIONS			
	W	D	H	W	D	H	W	H		
IN 25.5 MM 648	28.5 724	44.5 1130	21.5 546	18.5 470	16.5-21.5 419-546	21.5 546	25.5 648			
Ergonomic features:										
RTA 8		1 per carton				CANADA DESIGNED & MANUFACTURED		GREENGUARD		
A, B, C, M, N, S										

- High back management chair. Canadian made.
- Plush cushions and upholstered padded armcaps.
- Dual wheel carpet casters (C65) are standard.
- Seating surfaces are upholstered in Luxhide bonded leather, in various colours (see page 130).
- Compliant with the emissions guidelines set by the GREENGUARD Environmental Institute.
- Limited Lifetime Warranty (5-year exceptions apply - see page 134).
- Weight capacity for this series is 300 lbs.

- Center tilt with upright position tilt lock.
- Tilt tension adjustment.
- Pneumatic seat height adjustment.

- For hard surface flooring casters, please specify **(C65R)**. Add \$21/set.

PART-TIME



model MVL2836



model MVL2847

STANDARD FEATURES

- Canadian made, value priced, general office seating.
- Available with two different mechanism options: task or posture task.
- Contoured cushions and waterfall seat edge.
- Standard with height adjustable T-arms with self-skinned urethane (SSU) armcaps (except armless models).
- Dual wheel carpet casters (C65) are standard.
- Can be upholstered in all Global grade 1 seating textiles with the exception of Luxhide (see page 130).
- Compliant with the emissions guidelines set by the GREENGUARD Environmental Institute.
- Limited Lifetime Warranty (5-year exceptions apply - see page 134).
- Weight capacity for this series is 300 lbs.

CHAIR ADJUSTMENTS

- **Task chairs**
  - Infinite position back angle adjustment.
  - Seat depth adjustment.
  - Pneumatic seat height adjustment.
- **Posture task chairs**
  - Infinite position back angle adjustment.
  - Manual back height adjustment.
  - Pneumatic seat height adjustment.

OPTIONAL FEATURES

- For hard surface flooring casters, please specify (**C65R**). Add \$21/set.
- Bantam is a durable, bleach cleanable (9:1) vinyl, but due to the stiff nature of the textile, this vinyl is prone to bunching and will not upholster as smoothly as other coverings in this series.

DESCRIPTION

MODEL# / FEATURES



**Armless Task**  
Unit weight: 27 LB | 12.3 KG  
Carton weight: 33 LB | 14.97 KG  
Carton volume: 6.5 FT³ | 0.18 MT³

**MVL2836**  
Fabric (previously MVL2836F)

List price

315

OVERALL DIMENSIONS

	W	D	H
IN	20.5	24.5	36.5
MM	521	622	927

SEAT DIMENSIONS

	W	D	H
IN	20.5	17-18	16.5-21.5
MM	521	432-457	419-546

BACK DIMENSIONS

	W	H
IN	19	20
MM	483	508

Ergonomic features:  
C, E, M, N



1 per carton



**Armless Posture Task**  
Unit weight: 31 LB | 14.1 KG  
Carton weight: 37 LB | 16.78 KG  
Carton volume: 6.5 FT³ | 0.18 MT³

**MVL2837**  
Fabric (previously MVL2837F)

List price

369

DIMENSIONS HORS TOUT

	L	P	H
PO	20.5	24	37.5
MM	521	610	953

DIMENSIONS DE L'ASSISE

	L	P	H
PO	20.5	17.5	16.5-21.5
MM	521	445	419-546

DIMENSIONS DU DOSSIER

	L	H
PO	19	16-20
MM	483	406-508

Ergonomic features:  
C, D, G, M, N



1 per carton



**Task w/Arms**  
Unit weight: 33 LB | 15 KG  
Carton weight: 39 LB | 17.69 KG  
Carton volume: 7 FT³ | 0.19 MT³

**MVL2846**  
Fabric (previously MVL2846F)

List price

398

OVERALL DIMENSIONS

	W	D	H
IN	26.5	24.5	36.5
MM	673	622	927

SEAT DIMENSIONS

	W	D	H
IN	20.5	17-18	16.5-21.5
MM	521	432-457	419-546

BACK DIMENSIONS

	W	H
IN	19	20
MM	483	508

Ergonomic features:  
C, E, H, M, N



1 per carton



**Posture Task w/Arms**  
Unit weight: 37 LB | 16.8 KG  
Carton weight: 43 LB | 19.5 KG  
Carton volume: 8.5 FT³ | 0.24 MT³

**MVL2847**  
Fabric (previously MVL2847F)

List price

453

OVERALL DIMENSIONS

	W	D	H
IN	26.5	24	37.5
MM	673	610	953

SEAT DIMENSIONS

	W	D	H
IN	20.5	17.5	16.5-21.5
MM	521	445	419-546

BACK DIMENSIONS

	W	H
IN	19	16-20
MM	483	406-508

Ergonomic features:  
C, D, G, H, M, N



1 per carton





PETRA



model OTG11320B

STANDARD FEATURES



- Breathable mesh back.
- Standard with height adjustable T-arms with self-skinned urethane (SSU) armcaps.
- Scuff resistant base.
- Dual wheel carpet casters (C65) are standard.
- Only available in Black mesh fabric (MS20) seat with a Black mesh back.
- Compliant with the emissions guidelines set by the GREENGUARD Environmental Institute.
- Limited Lifetime Warranty (2-year exceptions apply - see page 134).
- Weight capacity for this series is 300 lbs.

CHAIR ADJUSTMENTS

- Center tilt with upright position tilt lock.
- Tilt tension adjustment.
- Pneumatic seat height adjustment.

OPTIONAL FEATURES

- Hard surface flooring casters (**C65R**) can be purchased separately. Add \$96/set.

DESCRIPTION		MODEL# / FEATURES								
		List price								
	OTG11320B	494								
		OVERALL DIMENSIONS			SEAT DIMENSIONS			BACK DIMENSIONS		
		W	D	H	W	D	H	W	H	
		IN	24	23	39.5	20	17.5	18-22	18.5	18.5
		MM	610	584	1003	508	445	457-559	470	470
<b>Mesh Back Tilter</b> Unit weight: 36.45 LB   16.53 KG Carton weight: 36.45 LB   16.53 KG Carton volume: 4.7 FT³   0.13 MT³		Ergonomic features: A, B, C, H, M, N, S								
		RTA 8		courier		1 per carton				
										

SAFARI



model OTG13026

STANDARD FEATURES

- Mesh back tilter chair.
- Compact design suitable for average to petite size individuals.
- Contoured Black mesh back with lumbar strap provides excellent support.
- Fixed loop arms.
- Black base with dual wheel carpet casters (C1) is standard.
- Seat can be upholstered in all Global grade 1 seating textiles or in Luxhide bonded leather (see page 130).
- Compliant with the emissions guidelines set by the GREENGUARD Environmental Institute.
- Limited Lifetime Warranty (5-year exceptions apply - see page 134).
- Weight capacity for this series is 300 lbs.

CHAIR ADJUSTMENTS

- Center tilt with upright position tilt lock.
- Tilt tension adjustment.
- Pneumatic seat height adjustment.

OPTIONAL FEATURES

- Hard surface flooring casters (**C9R**) can be purchased separately. Add \$96/set.

ALTERNATE TEXTILE OPTIONS

- Graded-in textiles are available (seat only). No minimum quantities. Contact Customer Service for pricing.

DESCRIPTION

MODEL# / FEATURES





**Medium Mesh Back Tilter**  
Unit weight: 27 LB | 12.3 KG  
Carton weight: 32 LB | 14.51 KG  
Carton volume: 4.5 FT³ | 0.12 MT³

Ergonomic features:  
A, B, C, M, N, S

List price

OTG13026

429

OVERALL DIMENSIONS				SEAT DIMENSIONS			BACK DIMENSIONS	
	W	D	H	W	D	H	W	H
IN	23	23.5	40	19	17	18.25-22.25	19	19
MM	584	597	991	483	432	464-565	483	483
<div><div>RTA 8</div><div><div></div><div>1 per carton</div></div></div>				<div><div></div></div>				

SIX 13



model OTG11613B

STANDARD FEATURES

- A value priced multi-tilter chair with many ergonomic features.
- Standard with height adjustable T-arms with self-skinned urethane (SSU) armcaps.
- Dual wheel carpet casters (C65) are standard.
- Upholstered in Black, Quilt (QL10) only.
- Compliant with the emissions guidelines set by the GREENGUARD Environmental Institute.
- Limited Lifetime Warranty (2-year exceptions apply - see page 134).
- Weight capacity for this series is 300 lbs.

CHAIR ADJUSTMENTS

- Multi-Center tilt with infinite position tilt lock.
- Infinite position back and seat angle adjustments.
- Concealed ratchet back height adjustment.
- Pneumatic seat height adjustment.

OPTIONAL FEATURES

- Hard surface flooring casters (**C65R**) can be purchased separately. Add \$96/set.

DESCRIPTION

MODEL# / FEATURES



**Medium Back Multi-Tilter**  
Unit weight: 41 LB | 18.59 KG  
Carton weight: 41 LB | 18.6 KG  
Carton volume: 5.77 FT³ | 0.16 MT³

Ergonomic features:  
A, B, C, D, G, H, M, N, S

List price

OTG11613B

585

OVERALL DIMENSIONS				SEAT DIMENSIONS			BACK DIMENSIONS	
	W	D	H	W	D	H	W	H
IN	25.5	24	39	21	18.5	17.5-22.5	20.5	17.5-19
MM	648	610	991	533	470	445-572	521	445-483
<div><div>RTA 8</div><div><div><div></div><div></div><div></div></div><div>courier</div></div><div>1 per carton</div></div>				<div><div></div><div>GREENGUARD</div></div>				

SIX 31



model OTG11631B

STANDARD FEATURES





- A great general purpose office chair.
- Contoured seat and back with thick cushions.
- Standard with height adjustable T-arms with self-skinned urethane (SSU) armcaps.
- Dual wheel carpet casters (C65) are standard.
- OTG11531B and OTG11631B are upholstered in Black, Quilt (QL10)
- Compliant with the emissions guidelines set by the GREENGUARD Environmental Institute.
- Limited Lifetime Warranty (2-year exceptions apply - see page 134).
- Weight capacity for this series is 300 lbs.

CHAIR ADJUSTMENTS

- **Multi-tilter chair**
  - Center tilt with infinite position tilt lock.
  - Tilt tension adjustment.
  - Independent back and seat angle adjustments.
  - Internal ratchet back height adjustment.
  - Seat depth adjustment.
  - Pneumatic seat height adjustment.
- **Operator chair**
  - Single lever back and seat angle with tension adjustments.
  - Back height adjustment.
  - Pneumatic seat height adjustment.

OPTIONAL FEATURES

- Hard surface flooring casters (**C65R**) can be purchased separately. Add \$96/set.

DESCRIPTION		MODEL# / FEATURES																																			
		List price																																			
	<b>OTG11531B</b>	750																																			
	Black																																				
	<table><tr><th colspan="3">OVERALL DIMENSIONS</th><th colspan="3">SEAT DIMENSIONS</th><th colspan="2">BACK DIMENSIONS</th></tr><tr><th></th><th>W</th><th>D</th><th>H</th><th>W</th><th>D</th><th>H</th><th>W</th><th>H</th></tr><tr><td>IN</td><td>25.5</td><td>24</td><td>42.5</td><td>20</td><td>17</td><td>19-23</td><td>19.5</td><td>20.5-23.5</td></tr><tr><td>MM</td><td>648</td><td>610</td><td>1080</td><td>508</td><td>432</td><td>483-584</td><td>495</td><td>521-597</td></tr></table>		OVERALL DIMENSIONS			SEAT DIMENSIONS			BACK DIMENSIONS			W	D	H	W	D	H	W	H	IN	25.5	24	42.5	20	17	19-23	19.5	20.5-23.5	MM	648	610	1080	508	432	483-584	495	521-597
	OVERALL DIMENSIONS			SEAT DIMENSIONS			BACK DIMENSIONS																														
	W	D	H	W	D	H	W	H																													
IN	25.5	24	42.5	20	17	19-23	19.5	20.5-23.5																													
MM	648	610	1080	508	432	483-584	495	521-597																													
<b>Medium Back Multi-Tilter</b> Unit weight: 65 LB   29.48 KG Carton weight: 65 LB   29.48 KG Carton volume: 8 FT³   0.22 MT³	Ergonomic features: A, B, C, D, E, F, G, H, M, N, S	<div>RTA 8</div>	<div><div>courier</div><div>1 per carton</div></div> <div></div>																																		
		List price																																			
	<b>OTG11631B</b>	550																																			
	Black																																				
	<table><tr><th colspan="3">OVERALL DIMENSIONS</th><th colspan="3">SEAT DIMENSIONS</th><th colspan="2">BACK DIMENSIONS</th></tr><tr><th></th><th>W</th><th>D</th><th>H</th><th>W</th><th>D</th><th>H</th><th>W</th><th>H</th></tr><tr><td>IN</td><td>25.5</td><td>25</td><td>44</td><td>20.5</td><td>19</td><td>18.5-22.5</td><td>20</td><td>23-24.5</td></tr><tr><td>MM</td><td>648</td><td>635</td><td>1118</td><td>521</td><td>483</td><td>470-572</td><td>508</td><td>584-622</td></tr></table>		OVERALL DIMENSIONS			SEAT DIMENSIONS			BACK DIMENSIONS			W	D	H	W	D	H	W	H	IN	25.5	25	44	20.5	19	18.5-22.5	20	23-24.5	MM	648	635	1118	521	483	470-572	508	584-622
	OVERALL DIMENSIONS			SEAT DIMENSIONS			BACK DIMENSIONS																														
	W	D	H	W	D	H	W	H																													
IN	25.5	25	44	20.5	19	18.5-22.5	20	23-24.5																													
MM	648	635	1118	521	483	470-572	508	584-622																													
<b>Medium Back Operator</b> Unit weight: 46 LB   20.86 KG Carton weight: 46 LB   20.87 KG Carton volume: 6.5 FT³   0.18 MT³	Ergonomic features: A, B, C, D, G, H, M, N, S	<div>RTA 8</div>	<div><div>courier</div><div>1 per carton</div></div> <div></div>																																		

## SODA



model MVL13017

## STANDARD FEATURES

- A contemporary, yet retro light lounge series featuring fully upholstered cushions.
- Back design on lounge chair offers flexible movement.
- Generous proportions allow for a variety of seating positions.
- Chair and ottoman are standard with a Chrome frame with clear polycarbonate glides and are suitable for carpet, rubber or concrete flooring.
- Can be upholstered in all Global grade 1 seating textiles or in Luxhide bonded leather (see page 130).
- Compliant with the emissions guidelines set by the GREENGUARD Environmental Institute.
- Limited Lifetime Warranty (5-year exceptions apply - see page 134).
- Weight capacity for this series is 300 lbs.

## ALTERNATE TEXTILE OPTIONS

- Graded-in textiles are available. No minimum quantities. Contact Customer Service for pricing.
- Bantam is a durable, bleach cleanable (9:1) vinyl, but due to the stiff nature of the textile, this vinyl is prone to bunching and will not upholster as smoothly as other coverings in this series.

## DESCRIPTION

## MODEL# / FEATURES



## Lounge Chair

Unit weight: 30 LB | 13.6 KG  
 Carton weight: 37 LB | 16.78 KG  
 Carton volume: 15.75 FT<sup>3</sup> | 0.44 MT<sup>3</sup>

**MVL13017**  
 Luxhide bonded leather  
 or fabric (previously MVL13017F)

List price

646

Ergonomic features:  
 M, N

## OVERALL DIMENSIONS

W

D

H

IN 27  
MM 68624  
61032  
813

## SEAT DIMENSIONS

W

D

H

27  
68618  
45717  
432

## BACK DIMENSIONS

W

H

22  
55915.5  
394

RTA 00

1 per carton



## SODA TABLES



model MVL13016

## STANDARD FEATURES

- 1" thick thermally fused laminate top surface with 2mm matching edgeband.
- Tables are standard with a Chrome frame with clear polycarbonate glides and are suitable for carpet, rubber or concrete flooring.
- Top surface available in 14 standard finishes (see page 131).
- Meets applicable ANSI/BIFMA standards.

## TABLES

## MODEL #

## DIMENSIONS IN MM

## WEIGHT LB KG

VOLUME FT<sup>3</sup> MT<sup>3</sup>

## LIST PRICE

## W x D x H

**MVL13016**

30" round

30 x - x 15.25

762 x - x 387

40

18.14

13

0.36

**\$445****MVL13023**

30" square

30 x - x 15.25

762 x - x 387

45

20.41

13



0.36

**\$445**

30" Tables

Shipped assembled in 1 carton.

- Multi-purpose guest/occasional chair.
- Durable welded four-legged steel frame.
- Black mesh back with Black, Quilt (QL10) seat.
- Seat shroud design protects cushion seat pad when stacked.
- Nylon loop arms.
- Black nylon frame features a unique back grid.
- Shipped assembled - 4 per carton.
- Compliant with the emissions guidelines set by the GREENGUARD Environmental Institute.
- Limited Lifetime Warranty (2-year exceptions apply - see page 134).
- Weight capacity for this series is 300 lbs.





DESCRIPTION		MODEL# / FEATURES							
		List price							
	OTG10920	268							
<b>Guest Chair, Mesh Back and Uph Seat</b> Unit weight: 20 LB   9.07 KG Carton weight: 20 LB   9.07 KG Carton volume: 17.5 FT³   0.49 MT³		<b>OVERALL DIMENSIONS</b>			<b>SEAT DIMENSIONS</b>			<b>BACK DIMENSIONS</b>	
		<b>W</b>	<b>D</b>	<b>H</b>	<b>W</b>	<b>D</b>	<b>H</b>	<b>W</b>	<b>H</b>
		IN 24	21.5	33.5	18	17	18.5	17	15
		MM 610	546	851	457	432	470	432	381
		Ergonomic features:		RTA 00		4 per carton (pricing and specifications are for one chair)			
									

model MVL11860

- Tilter chair with a unique design mesh back.
- Standard with height adjustable arms with soft self-skinned urethane (SSU) armcaps that slide forward and backward.
- Dual wheel carpet casters (C1) are standard.
- Air flow mesh back is available in Black only.
- Seating surfaces can be upholstered in all Global grade 1 seating textiles with the exception of Luxhide (see page 130).
- Compliant with the emissions guidelines set by the GREENGUARD Environmental Institute.
- Limited Lifetime Warranty (5-year exceptions apply - see page 134).
- Weight capacity for this series is 300 lbs.

- Center tilt with upright position tilt lock.
- Tilt tension adjustment.
- Pneumatic seat height adjustment.

- For hard surface flooring casters, please specify **(C9R)**. Add \$21/set.
- Bantam is a durable, bleach cleanable (9:1) vinyl but due to the stiff nature of the textile, this vinyl is prone to bunching and will not upholster as smoothly as other coverings in this series.

DESCRIPTION		MODEL# / FEATURES							
	List price								
	MVL11860		515						
	OVERALL DIMENSIONS			SEAT DIMENSIONS			BACK DIMENSIONS		
	W	D	H	W	D	H	W	H	
	IN 25 MM 635	23.5 597	35.5 902	20 508	17.5 445	15.5-20.5 394-521	18.5 470	18 457	
<b>Tilter, Mesh Back and Uph seat</b> Unit weight: 35 LB   15.9 KG Carton weight: 40 LB   18.14 KG Carton volume: 9.5 FT³   0.26 MT³		Ergonomic features: A, B, C, H, M, N, S							
RTA 1				1 per carton					

SUBURB



model MVL13051



model MVL13052

STANDARD FEATURES

- Canadian made sofa series.
- All models are freestanding.
- Thick, plush cushions are reversible and removable.
- Standard with tapered wood legs in Black finish.
- Arms taper forward and feature a radius end.
- Can be upholstered in all Global grade 1 seating textiles or in Luxhide bonded leather (see page 130).
- Compliant with the emissions guidelines set by the GREENGUARD Environmental Institute.
- Limited Lifetime Warranty (5-year exceptions apply - see page 134).
- Weight capacity for this series is 300 lbs. per seat.

ALTERNATE TEXTILE OPTIONS

- Graded-in textiles are available. No minimum quantities. Contact Customer Service for pricing.

DESCRIPTION

MODEL# / FEATURES

TAMI



model MVL1617



model MVL1616

STANDARD FEATURES

- Canadian made task chairs.
- Hinged back for enhanced comfort.
- Scuff resistant outer back shroud.
- MVL1617 is standard with height adjustable T-arms with self-skinned urethane (SSU) armcaps.
- Dual wheel carpet casters (C65) are standard.
- Can be upholstered in all Global grade 1 seating textiles with the exception of Luxhide (see page 130).
- Compliant with the emissions guidelines set by the GREENGUARD Environmental Institute.
- Limited Lifetime Warranty (5-year exceptions apply - see page 134).
- Weight capacity for this series is 300 lbs.

CHAIR ADJUSTMENTS

- Seat depth adjustment.
- Pneumatic seat height adjustment.

OPTIONAL FEATURES

- For hard surface flooring casters, please specify (C65R). Add \$21/set.
- Bantam is a durable, bleach cleanable (9:1) vinyl, but due to the stiff nature of the textile, this vinyl is prone to bunching and will not upholster as smoothly as other coverings in this series.

DESCRIPTION

MODEL# / FEATURES



Armless Task

Unit weight: 18 LB | 8.2 KG  
Carton weight: 21 LB | 9.53 KG  
Carton volume: 3.6 FT³ | 0.1 MT³

Ergonomic features:  
C, E, M, N

List price

MVL1616

231

OVERALL DIMENSIONS

	W	D	H
IN	18	22	32
MM	457	559	813

SEAT DIMENSIONS

W	D	H
18	16	15.5-20.5
457	406	394-521

BACK DIMENSIONS

W	H
15.5	14
394	356

RTA 2



1 per carton



Task w/Arms

Unit weight: 24 LB | 10.9 KG  
Carton weight: 27 LB | 12.25 KG  
Carton volume: 4.6 FT³ | 0.13 MT³

Ergonomic features:  
C, E, H, M, N

List price

MVL1617

324

OVERALL DIMENSIONS

	W	D	H
IN	22	22	32
MM	559	559	813

SEAT DIMENSIONS

W	D	H
18	16	15.5-20.5
457	406	394-521

BACK DIMENSIONS

W	H
15.5	14
394	356

RTA 2



1 per carton



Height Adjustable T-Arms - 1 pair

Unit weight: 8 LB | 3.6 KG  
Carton weight: 10 LB | 4.54 KG  
Carton volume: 1.3 FT³ | 0.03 MT³

MVL2784

List price

119

OVERALL DIMENSIONS

	W	D	H
IN	3	10	12
MM	76	254	305

SEAT DIMENSIONS

W	D	H
-	-	-
-	-	-

BACK DIMENSIONS

W	H
-	-
-	-

RTA 00



1 pair per carton (pricing is for the pair, specifications are for one arm)



TL



model MVL6074



model MVL6070  
shown with optional 4D arms

## STANDARD FEATURES

- Designed and made in Canada, this ergonomic task seating series features a tapered shape high back for ample support and a molded seat foam for comfort and clean aesthetics.
- Work chairs are available with two different mechanism options: synchro-tilter or multi-tilter. Height adjustable stools are available with task mechanism only.
- Mesh back is available in six colours: Black (**D55**), Blue (**D51**), Fog (**D54**), Navy (**D52**), Red (**D50**) and Shadow (**D53**).
- Adjustable lumbar support is standard on all models.
- Black frame with a 5-prong, injection molded fiberglass reinforced Black nylon base with dual wheel carpet casters.
- Models with arms are standard with fixed all plastic conference style arms (**FP**).
- Seat can be upholstered in Luxhide bonded leather (various colours) or in all Global grade 1 seating textiles (see page 130). Seat upholstered in vinyls (Bantam and Luxhide) will have a sewn cover with side band.
- Compliant with the emissions guidelines set by the GREENGUARD Environmental Institute.
- Limited Lifetime Warranty (5-year exceptions apply - see page 134).
- Weight capacity for this series is 300 lbs.

## CHAIR ADJUSTMENTS







- Multi-tilter chair**
  - Infinite position tilt lock.
  - Tilt tension adjustment.
  - Independent back and seat angle adjustment.
  - Side activated sliding seat depth adjustment.
  - Height adjustable lumbar support.
  - Pneumatic seat height adjustment.
- Weight sensing synchro-tilter chair**
  - Upright position tilt lock.
  - Tilt tension adjustment.
  - Side activated sliding seat depth adjustment.
  - Height adjustable lumbar support.
  - Pneumatic seat height adjustment.
- Height adjustable stool**
  - Task mechanism.
  - Pneumatic seat height adjustment.
  - Height adjustable lumbar support.
  - Height adjustable Chrome footrest.

## OPTIONAL FEATURES

- Optional height adjustable ergonomic arms with sliding and rotating armcaps are available for models with fixed arms (MVL6070, MVL6074 and MVL6076), please specify (**4D**). Add \$60.
- For optional polished aluminum base, please specify (**A7**). Add \$131.
- For hard surface flooring casters, please specify (**C82R**). Add \$21/set.

## ALTERNATE TEXTILE OPTIONS

- Graded-in textiles are available. No minimum quantities. Contact Customer Service for pricing.

DESCRIPTION	MODEL# / FEATURES									
	List price									
	<b>MVL6070NA</b> without arms		949							
	<b>MVL6070</b> with fixed arms		1039							
	OVERALL DIMENSIONS			SEAT DIMENSIONS			BACK DIMENSIONS			
	W	D	H	W	D	H	W	H		
<b>High Mesh Back Multi-Tilter</b> Unit weight: 44 LB   20 KG Carton weight: 55 LB   24.95 KG Carton volume: 10.5 FT³   0.29 MT³	IN	20	24	41.37	20	17.5-20	17.5-21.25	16	22	
	MM	508	610	1051	508	445-508	445-540	406	559	
	Ergonomic features: A, B, C, D, E, F, G, M, N, S			RTA 2		courier		1 per carton		
	List price									
	<b>MVL6074NA</b> without arms		849							
	<b>MVL6074</b> with fixed arms		939							
	OVERALL DIMENSIONS			SEAT DIMENSIONS			BACK DIMENSIONS			
	W	D	H	W	D	H	W	H		
<b>High Mesh Back Weight Sensing Synchro-Tilter</b> Unit weight: 43 LB   19.5 KG Carton weight: 54 LB   24.49 KG Carton volume: 10.5 FT³   0.29 MT³	IN	24	24	39.87	20	17.5-20	17-20.75	16	21	
	MM	610	610	1013	508	445-508	432-527	406	533	
	Ergonomic features: B, C, D, E, L, M, N			RTA 2		courier		1 per carton		
	List price									
	<b>MVL6076NA</b> without arms		1049							
	<b>MVL6076</b> with fixed arms		1139							
	OVERALL DIMENSIONS			SEAT DIMENSIONS			BACK DIMENSIONS			
	W	D	H	W	D	H	W	H		
<b>Mesh Back Height Adjustable Task Stool</b> Unit weight: 37.5 LB   17 KG Carton weight: 48.5 LB   22 KG Carton volume: 10.5 FT³   0.29 MT³	IN	24	24	51	20	17.75	25-35	16	21	
	MM	610	610	1295	508	451	635-889	406	533	
	Ergonomic features: C, M, N			RTA 2		courier		1 per carton		

TOMA



model OTG13032

STANDARD FEATURES

- Mesh back synchro-tilter chair.
- Standard with height adjustable T arms with self-skinned urethane (SSU) armcaps.
- Black base with dual wheel carpet casters (C1) is standard.
- Available in Black polyester seat fabric with a Black mesh back.
- Compliant with the emissions guidelines set by the GREENGUARD Environmental Institute.
- Limited Lifetime Warranty (2-year exceptions apply - see page 134).
- Weight capacity for this series is 300 lbs.

CHAIR ADJUSTMENTS

- Upright position tilt lock.
- Tilt tension adjustment.
- Height adjustable flexible lumbar support.
- Pneumatic seat height adjustment.

OPTIONAL FEATURES

- Hard surface flooring casters (**C9R**) can be purchased separately. Add \$96/set.

DESCRIPTION

MODEL# / FEATURES






**Medium Back Synchro-Tilter**  
Unit weight: 36 LB | 16.32 KG  
Carton weight: 36 LB | 16.33 KG  
Carton volume: 4.7 FT³ | 0.13 MT³

Ergonomic features:  
A, B, C, D, H, L, M, N

List price

OTG13032

534

OVERALL DIMENSIONS			SEAT DIMENSIONS			BACK DIMENSIONS		
	W	D	H	W	D	H	W	H
IN	24	24	40	18.5	17	18.5-22.5	17.5	20.5
MM	610	610	1016	470	432	470-572	445	521
			 1 per carton					

## ULTRA



model MVL11730



model MVL11743

## STANDARD FEATURES

- Canadian made tilter and guest chairs.
- Internal welded steel frame.
- Chrome fixed arms (except armless models) and base.
- Dual wheel carpet casters (C65) are standard (except guest chairs).
- Seating surfaces can be upholstered in Luxhide bonded leather, in various colours (see page 130).
- Compliant with the emissions guidelines set by the GREENGUARD Environmental Institute.
- Limited Lifetime Warranty (5-year exceptions apply - see page 134).
- Weight capacity for this series is 300 lbs.

## CHAIR ADJUSTMENTS

















- Center tilt with upright position tilt lock.
- Tilt tension adjustment.
- Pneumatic seat height adjustment.




## OPTIONAL FEATURES

- For hard surface flooring casters, please specify (C65R). Add \$21/set.
- Optional removable upholstered armcaps are available for tilter models with arms, please order (MVL11733). For graded-in textile pricing, please contact Customer Service.

## ALTERNATE TEXTILE OPTIONS

- Graded-in textiles are available. No minimum quantities. Contact Customer Service for pricing.

DESCRIPTION	MODEL# / FEATURES																																				
 <b>High Back Tilter w/Arms</b> Unit weight: 32 LB   14.5 KG Carton weight: 44 LB   19.96 KG Carton volume: 11 FT³   0.31 MT³	List price																																				
	<b>MVL11730</b>	699																																			
	<table><tr><th colspan="3">OVERALL DIMENSIONS</th><th colspan="3">SEAT DIMENSIONS</th><th colspan="2">BACK DIMENSIONS</th></tr><tr><th></th><th>W</th><th>D</th><th>H</th><th>W</th><th>D</th><th>H</th><th>W</th><th>H</th></tr><tr><td>IN</td><td>23.5</td><td>24.5</td><td>40</td><td>21</td><td>17.5</td><td>17.5-22.5</td><td>20</td><td>21</td></tr><tr><td>MM</td><td>597</td><td>622</td><td>1016</td><td>533</td><td>445</td><td>445-572</td><td>508</td><td>533</td></tr></table> <div>Ergonomic features: A, B, C, M, N, S</div> <div><div>RTA 1</div><div> 1 per carton</div><div> </div></div>		OVERALL DIMENSIONS			SEAT DIMENSIONS			BACK DIMENSIONS			W	D	H	W	D	H	W	H	IN	23.5	24.5	40	21	17.5	17.5-22.5	20	21	MM	597	622	1016	533	445	445-572	508	533
	OVERALL DIMENSIONS			SEAT DIMENSIONS			BACK DIMENSIONS																														
	W	D	H	W	D	H	W	H																													
IN	23.5	24.5	40	21	17.5	17.5-22.5	20	21																													
MM	597	622	1016	533	445	445-572	508	533																													
 <b>Armless High Back Tilter</b> Unit weight: 28 LB   12.7 KG Carton weight: 38 LB   17.24 KG Carton volume: 11 FT³   0.31 MT³	List price																																				
	<b>MVL11732</b>	629																																			
	<table><tr><th colspan="3">OVERALL DIMENSIONS</th><th colspan="3">SEAT DIMENSIONS</th><th colspan="2">BACK DIMENSIONS</th></tr><tr><th></th><th>W</th><th>D</th><th>H</th><th>W</th><th>D</th><th>H</th><th>W</th><th>H</th></tr><tr><td>IN</td><td>21</td><td>24.5</td><td>40</td><td>21</td><td>17.5</td><td>17.5-22.5</td><td>20</td><td>21</td></tr><tr><td>MM</td><td>533</td><td>622</td><td>1016</td><td>533</td><td>445</td><td>445-572</td><td>508</td><td>533</td></tr></table> <div>Ergonomic features: A, B, C, M, N, S</div> <div><div>RTA 1</div><div> 1 per carton</div><div> </div></div>		OVERALL DIMENSIONS			SEAT DIMENSIONS			BACK DIMENSIONS			W	D	H	W	D	H	W	H	IN	21	24.5	40	21	17.5	17.5-22.5	20	21	MM	533	622	1016	533	445	445-572	508	533
	OVERALL DIMENSIONS			SEAT DIMENSIONS			BACK DIMENSIONS																														
	W	D	H	W	D	H	W	H																													
IN	21	24.5	40	21	17.5	17.5-22.5	20	21																													
MM	533	622	1016	533	445	445-572	508	533																													
 <b>Upholstered Armcaps - 1 pair</b> Unit weight: 0.25 LB   0.1 KG Carton weight: 0.75 LB   0.34 KG Carton volume: 0.2 FT³   0.01 MT³	List price																																				
	<b>MVL11733</b>	56																																			
	<table><tr><th colspan="3">OVERALL DIMENSIONS</th><th colspan="3">SEAT DIMENSIONS</th><th colspan="2">BACK DIMENSIONS</th></tr><tr><th></th><th>W</th><th>D</th><th>H</th><th>W</th><th>D</th><th>H</th><th>W</th><th>H</th></tr><tr><td>IN</td><td>5.5</td><td>9.25</td><td>0.25</td><td>-</td><td>-</td><td>-</td><td>-</td><td>-</td></tr><tr><td>MM</td><td>140</td><td>235</td><td>6</td><td>-</td><td>-</td><td>-</td><td>-</td><td>-</td></tr></table> <div>For models with arms: MVL11730, MVL11734 and MVL11742.</div> <div><div>RTA 00</div><div> 1 per carton (pricing is for the pair, specifications are for one armcap)</div><div> </div></div>		OVERALL DIMENSIONS			SEAT DIMENSIONS			BACK DIMENSIONS			W	D	H	W	D	H	W	H	IN	5.5	9.25	0.25	-	-	-	-	-	MM	140	235	6	-	-	-	-	-
	OVERALL DIMENSIONS			SEAT DIMENSIONS			BACK DIMENSIONS																														
	W	D	H	W	D	H	W	H																													
IN	5.5	9.25	0.25	-	-	-	-	-																													
MM	140	235	6	-	-	-	-	-																													
 <b>Low Back Tilter w/Arms</b> Unit weight: 35 LB   15.9 KG Carton weight: 42 LB   19.05 KG Carton volume: 11 FT³   0.31 MT³	List price																																				
	<b>MVL11734</b>	679																																			
	<table><tr><th colspan="3">OVERALL DIMENSIONS</th><th colspan="3">SEAT DIMENSIONS</th><th colspan="2">BACK DIMENSIONS</th></tr><tr><th></th><th>W</th><th>D</th><th>H</th><th>W</th><th>D</th><th>H</th><th>W</th><th>H</th></tr><tr><td>IN</td><td>23.5</td><td>24.5</td><td>38</td><td>21</td><td>17.5</td><td>17.5-22.5</td><td>20</td><td>19</td></tr><tr><td>MM</td><td>597</td><td>622</td><td>965</td><td>533</td><td>445</td><td>445-572</td><td>508</td><td>483</td></tr></table> <div>Ergonomic features: A, B, C, M, N, S</div> <div><div>RTA 1</div><div> 1 per carton</div><div> </div></div>		OVERALL DIMENSIONS			SEAT DIMENSIONS			BACK DIMENSIONS			W	D	H	W	D	H	W	H	IN	23.5	24.5	38	21	17.5	17.5-22.5	20	19	MM	597	622	965	533	445	445-572	508	483
	OVERALL DIMENSIONS			SEAT DIMENSIONS			BACK DIMENSIONS																														
	W	D	H	W	D	H	W	H																													
IN	23.5	24.5	38	21	17.5	17.5-22.5	20	19																													
MM	597	622	965	533	445	445-572	508	483																													

DESCRIPTION		MODEL# / FEATURES									
	<b>MVL11735</b>	List price									
		615									
		OVERALL DIMENSIONS			SEAT DIMENSIONS			BACK DIMENSIONS			
		W	D	H	W	D	H	W	H		
		IN 21 MM 533	24.5 622	38 965	21 533	17.5 445	17.5-22.5 445-572	20 508	19 483		
		Ergonomic features: A, B, C, M, N, S									
		RTA 1		courier		1 per carton		CANADA CERTIFIED		CERTIFIED	
	<b>MVL11742</b>	List price									
		779									
		OVERALL DIMENSIONS			SEAT DIMENSIONS			BACK DIMENSIONS			
		W	D	H	W	D	H	W	H		
		IN 24.25 MM 616	25 635	35 889	21 533	17.5 445	18 457	21 533	17.5 445		
		Ergonomic features: M, N									
		RTA 00				1 per carton		CANADA CERTIFIED		CERTIFIED	
	<b>MVL11743</b>	List price									
		669									
		OVERALL DIMENSIONS			SEAT DIMENSIONS			BACK DIMENSIONS			
		W	D	H	W	D	H	W	H		
		IN 21 MM 533	24.75 629	35 889	21 533	17.5 445	18 457	21 533	17.5 445		
		Ergonomic features: M, N									
		RTA 00				1 per carton		CANADA CERTIFIED		CERTIFIED	

## YOHO



model MVL2789

### STANDARD FEATURES

- Canadian made task chairs.
- Thick cushion compound-curved back offers great lumbar support.
- Standard with height adjustable T-arms with durable self-skinned urethane (SSU) armcaps (except armless models).
- Dual wheel carpet casters (C65) are standard.
- Height adjustable chairs are equipped with an adjustable Chrome footrest.
- Seating surfaces can be upholstered in Luxhide bonded leather (various colours) or in all Global grade 1 seating textiles (see page 130).
- Compliant with the emissions guidelines set by the GREENGUARD Environmental Institute.
- Limited Lifetime Warranty (5-year exceptions apply - see page 134).
- Weight capacity for this series is 300 lbs.

### CHAIR ADJUSTMENTS

- Seat depth adjustment.
- Pneumatic seat height adjustment.

### OPTIONAL FEATURES

- For hard surface flooring casters, please specify (C65R). Add \$21/set.
- Bantam is a durable, bleach cleanable (9:1) vinyl, but due to the stiff nature of the textile, this vinyl is prone to bunching and will not upholster as smoothly as other coverings in this series.

### DESCRIPTION

### MODEL# / FEATURES



#### Medium Back Task w/Arms

Unit weight: 32 LB | 14.5 KG  
Carton weight: 38 LB | 17.24 KG  
Carton volume: 5.5 FT³ | 0.15 MT³

**MVL2778**  
Luxhide bonded leather  
or fabric

List price

583

Ergonomic features:  
C, E, H, M, N

**OVERALL DIMENSIONS**  
W D H

IN 24.5  
MM 622

24.5  
622

38  
965

**SEAT DIMENSIONS**  
W D H

19  
483

16  
406

16.5-21.5  
419-546

**BACK DIMENSIONS**  
W H

18  
457

19  
483

RTA 2

courier

1 per carton

CANADA

GREENGUARD



#### Medium Back Armless Task

Unit weight: 23 LB | 10.5 KG  
Carton weight: 29 LB | 13.15 KG  
Carton volume: 5.5 FT³ | 0.15 MT³

**MVL2779**  
Luxhide bonded leather  
or fabric

List price

483

Ergonomic features:  
C, E, M, N

**OVERALL DIMENSIONS**  
W D H

IN 19  
MM 483

24.5  
622

38  
965

**SEAT DIMENSIONS**  
W D H

19  
483

16.5  
406

16.5-21.5  
419-546

**BACK DIMENSIONS**  
W H

18  
457

19  
483

RTA 2

courier

1 per carton

CANADA

GREENGUARD



#### Low Back Armless Task

Unit weight: 23 LB | 10.5 KG  
Carton weight: 28 LB | 12.7 KG  
Carton volume: 4.7 FT³ | 0.13 MT³

**MVL2786**  
Luxhide bonded leather  
or fabric (previously MVL2786F)

List price

373

Ergonomic features:  
C, E, M, N

**OVERALL DIMENSIONS**  
W D H

IN 19  
MM 483

24  
610

34  
864

**SEAT DIMENSIONS**  
W D H

19  
483

16.5  
419

16-21  
406-533

**BACK DIMENSIONS**  
W H

17.5  
445

16  
406

RTA 2

courier

1 per carton

CANADA

GREENGUARD



#### Low Back Task w/Arms

Unit weight: 29 LB | 13.2 KG  
Carton weight: 34 LB | 15.42 KG  
Carton volume: 4.7 FT³ | 0.13 MT³

**MVL2789**  
Luxhide bonded leather  
or fabric (previously MVL2789F)

List price

490

Ergonomic features:  
C, E, H, M, N

**OVERALL DIMENSIONS**  
W D H

IN 24  
MM 610

24  
610

34  
864

**SEAT DIMENSIONS**  
W D H

19  
483

16.5  
419

16-21  
406-533

**BACK DIMENSIONS**  
W H

17.5  
445

16  
406

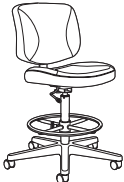
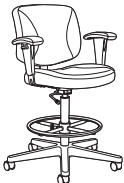

RTA 2

courier

1 per carton

CANADA

GREENGUARD

DESCRIPTION		MODEL# / FEATURES																																				
	<b>Low Back Armless Height Adjustable Task Stool</b> Unit weight: 40 LB   18.2 KG Carton weight: 45 LB   20.41 KG Carton volume: 7 FT³   0.19 MT³	List price																																				
		<b>MVL2796</b> 579																																				
		Luxhide bonded leather or fabric (previously MVL2796F)																																				
		<table><tr><th colspan="3">OVERALL DIMENSIONS</th><th colspan="3">SEAT DIMENSIONS</th><th colspan="2">BACK DIMENSIONS</th></tr><tr><th></th><th>W</th><th>D</th><th>H</th><th>W</th><th>D</th><th>H</th><th>W</th><th>H</th></tr><tr><td>IN</td><td>19</td><td>24</td><td>44</td><td>19</td><td>16.5</td><td>23.5-33.5</td><td>17.5</td><td>16</td></tr><tr><td>MM</td><td>483</td><td>610</td><td>1118</td><td>483</td><td>419</td><td>597-851</td><td>445</td><td>406</td></tr></table>		OVERALL DIMENSIONS			SEAT DIMENSIONS			BACK DIMENSIONS			W	D	H	W	D	H	W	H	IN	19	24	44	19	16.5	23.5-33.5	17.5	16	MM	483	610	1118	483	419	597-851	445	406
		OVERALL DIMENSIONS			SEAT DIMENSIONS			BACK DIMENSIONS																														
	W	D	H	W	D	H	W	H																														
IN	19	24	44	19	16.5	23.5-33.5	17.5	16																														
MM	483	610	1118	483	419	597-851	445	406																														
Ergonomic features: C, E, M, N																																						
	<b>Low Back Height Adjustable Task Stool w/Arms</b> Unit weight: 46 LB   20.9 KG Carton weight: 50 LB   22.68 KG Carton volume: 7 FT³   0.19 MT³	List price																																				
		<b>MVL2799</b> 695																																				
		Luxhide bonded leather or fabric (previously MVL2799F)																																				
		<table><tr><th colspan="3">OVERALL DIMENSIONS</th><th colspan="3">SEAT DIMENSIONS</th><th colspan="2">BACK DIMENSIONS</th></tr><tr><th></th><th>W</th><th>D</th><th>H</th><th>W</th><th>D</th><th>H</th><th>W</th><th>H</th></tr><tr><td>IN</td><td>24</td><td>24</td><td>44</td><td>19</td><td>16.5</td><td>23.5-33.5</td><td>17.5</td><td>16</td></tr><tr><td>MM</td><td>610</td><td>610</td><td>1118</td><td>483</td><td>419</td><td>597-851</td><td>445</td><td>406</td></tr></table>		OVERALL DIMENSIONS			SEAT DIMENSIONS			BACK DIMENSIONS			W	D	H	W	D	H	W	H	IN	24	24	44	19	16.5	23.5-33.5	17.5	16	MM	610	610	1118	483	419	597-851	445	406
		OVERALL DIMENSIONS			SEAT DIMENSIONS			BACK DIMENSIONS																														
	W	D	H	W	D	H	W	H																														
IN	24	24	44	19	16.5	23.5-33.5	17.5	16																														
MM	610	610	1118	483	419	597-851	445	406																														
Ergonomic features: C, E, H, M, N																																						
	<b>Height Adjustable T-Arms - 1 pair</b> Unit weight: 8 LB   3.6 KG Carton weight: 10 LB   4.54 KG Carton volume: 1.3 FT³   0.03 MT³	List price																																				
		<b>MVL2784</b> 119																																				
		<table><tr><th colspan="3">OVERALL DIMENSIONS</th><th colspan="3">SEAT DIMENSIONS</th><th colspan="2">BACK DIMENSIONS</th></tr><tr><th></th><th>W</th><th>D</th><th>H</th><th>W</th><th>D</th><th>H</th><th>W</th><th>H</th></tr><tr><td>IN</td><td>3</td><td>10</td><td>12</td><td>-</td><td>-</td><td>-</td><td>-</td><td>-</td></tr><tr><td>MM</td><td>76</td><td>254</td><td>305</td><td>-</td><td>-</td><td>-</td><td>-</td><td>-</td></tr></table>		OVERALL DIMENSIONS			SEAT DIMENSIONS			BACK DIMENSIONS			W	D	H	W	D	H	W	H	IN	3	10	12	-	-	-	-	-	MM	76	254	305	-	-	-	-	-
		OVERALL DIMENSIONS			SEAT DIMENSIONS			BACK DIMENSIONS																														
			W	D	H	W	D	H	W	H																												
IN	3	10	12	-	-	-	-	-																														
MM	76	254	305	-	-	-	-	-																														
1 pair per carton (pricing is for the pair, specifications are for one arm)																																						

ZIM



model OTG11351G

STANDARD FEATURES

- High back synchro-tilter chair with wrap around mesh design.
- Standard with height adjustable T arms with self-skinned urethane (SSU) armcaps.
- Available in Black polyester fabric seat with mesh back in Black (B) or Grey (G).
- Black base with dual wheel carpet casters (C1) is standard.
- Compliant with the emissions guidelines set by the GREENGUARD Environmental Institute.
- Limited Lifetime Warranty (2-year exceptions apply - see page 134).
- Weight capacity for this series is 300 lbs.

CHAIR ADJUSTMENTS

- Synchro tilt with multi position tilt lock.
- Automatic tilt tension adjustment.
- Seat depth adjustment.
- Pneumatic seat height adjustment.

OPTIONAL FEATURES

- Hard surface flooring casters (C9R) can be purchased separately. Add \$96/set.

<