

Seating

ABM.....	10	Lite-Lift.....	51
Actin.....	11	Locate	52
Altona	11	M-Task	55
Amira	12	Minto.....	56
Annapolis	13	MVL File Buddy	57
Archer II	14	Nemo.....	58
Ashmont	15	Newcastle	58
Ashton.....	16	Overtime	59
Avro	17	Overtime 350	59
Beta	22	Overtime 350M.....	60
Bolt.....	23	Overtime 350S.....	61
Brighton.....	23	Pacer	62
Camán.....	24	Pacific	62
Capra.....	25	Part-Time	63
Centro	25	Petra	64
Cobalt.....	26	Plan	65
Craft.....	27	Retro.....	66
Craft tables	29	Safari.....	67
Danio	31	Six 13.....	67
Dash	32	Six 31.....	68
Dori 2	32	Soda	69
Eor	33	Soda tables.....	69
Flint.....	34	Sparrow.....	70
Format.....	35	Stacklite.....	71
Full-Time.....	36	Stradic	71
Gennex.....	37	Suburb.....	72
Geo	38	Tami	73
Granby.....	39	Thompson	74
Hardy	40	Toma.....	74
Ibex	41	Tumi	75
Ionic benches.....	47	Ultra	76
Java	48	Valan	78
Kaysee	49	Vanier.....	79
Kazan	49	Woodbridge.....	80
Keno	50	Yoho	81

ERGONOMIC FEATURES & BENEFITS

EACH GLOBAL CHAIR IS BUILT WITH FEATURES THAT ARE ERGONOMICALLY DESIGNED TO PROMOTE GOOD POSTURE AND PROVIDE MAXIMUM COMFORT. WHILE FULLY SUPPORTING YOUR BODY, THESE FEATURES SHOULD ALSO ALLOW YOU TO ADJUST YOUR CHAIR TO FIT YOU.



TENSION ADJUSTMENT

Increase or decrease to match body weight. Allows you to rock comfortably, without heavy pushing, reducing muscle fatigue.



CHAIR TILT LOCK

Lock the tilt movement in position(s) to accommodate your working posture. Allows you to lock your chair in a comfortable and supportive position. (Can be either single position, multiple position or infinite position.)



SEAT HEIGHT

Raise or lower to allow your feet to rest flat on the floor. Avoids pressure under your thighs, easing blood flow.



BACK/LUMBAR HEIGHT ADJUSTMENT

Raise or lower to position lumbar support in your lumbar area. Reduces likelihood of back pain.



SEAT DEPTH

Change the depth of the seat to accommodate the length of your thighs. Keeps your back in contact with the backrest while avoiding pressure behind your knees. Can be sliding (MD) or manual.



SEAT ANGLE ADJUSTMENT

Allows chair to tilt forward changing the angle of your thighs in relation to the floor. Helps reduce disc pressure during forward leaning tasks.



BACK ANGLE ADJUSTMENT

Adjust to change the angle of your torso in relation to your thighs. Helps reduce disc pressure and relaxes your back muscles.



ARM HEIGHT

Raise or lower to support your forearms. Reduces muscular effort in neck and shoulders, minimizing risk of pain.



KNEE-TILT MOVEMENT

Chair tilts from a pivot point at the front of the seat, keeping your feet on the floor as you rock. Maintains stability.



SYNCHRO-TILT MOVEMENT

Backrest reclines at a faster rate than the seat, increasing the angle between your torso and thighs. Enhances comfort and encourages dynamic body movement.



WATERFALL SEAT EDGE

Reduces pressure at the back of your knees, contributing to good blood flow.



CONTOURED CUSHION

Supports the body effectively, allowing you to sit longer without discomfort.



VIBRATING SEAT & BACK

Soothing effect contributes to your relaxation during work breaks.



WIDTH ADJUSTABLE ARMS

Allows outward movement of armrests to match shoulder breadth. Ensures armrests properly support forearms, reducing muscular efforts in neck and shoulders.



ARM ROTATION

Rotate armcaps to support your forearms in various positions. Reduces muscular effort in neck and shoulders minimizing risk of pain.



CENTER TILT

Chair tilts from a pivot point under the center of the seat allowing you to rock. When your feet are well supported, blood flow is enhanced.



SOFT DESCENT PNEUMATIC LIFT

Gently and gradually lowering the seat helps you easily select proper seat height without causing a jerking motion.



LUMBAR DEPTH ADJUSTMENT

Increase or decrease curvature of the back to match the profile of your lower back. Enhances comfort and support in the lower lumbar area.

MAXIMIZING YOUR ERGONOMIC SEATING

- Always select a chair that is designed for the type of work you perform and make certain the chair is comfortable for the length of time spent using it.
- Ensure that the seat and back cushions are contoured to fit your body, which will help eliminate pressure points.
- An ergonomically designed chair should allow changing positions easily.
- As you work, reposition yourself throughout the day to reduce strain and stress on specific muscle groups. If you change job functions, adjust your chair to fit the new task.
- Proper ergonomic seating should help eliminate many of the work related injuries that result from poor posture and poorly designed chairs.

TASK



ADJUSTMENTS

- (2) Pneumatic seat height
- (8) Manual seat depth
- Back/lumbar height **
- Swivel

POSTURE TASK



ADJUSTMENTS

- (2) Pneumatic seat height
- (3) Back angle
- (6) Back/lumbar height **
- Seat depth *
- Swivel

NOTES

- * Select models only.
- ** Ratchet back height adjustment on select models.
- Mechanisms shown are generic depictions and may differ from one chair to another.

TILTER



ADJUSTMENTS

- (1) Tilt tension
- (2) Pneumatic seat height
- (9) Multiple position tilt lock *
- Center tilt action
- Swivel

MULTI-TILTER



ADJUSTMENTS

- (1) Tilt tension
- (2) Pneumatic seat height
- (3) Back angle adjustment
- (4) Seat angle
- (8) Sliding seat depth adjustment (MD)
- (9) Infinite position tilt lock
- Back/lumbar height **
- Center tilt action
- Swivel

SYNCHRO-TILTER



ADJUSTMENTS

- (1) Tilt tension
- (2) Pneumatic seat height
- (9) Multiple position tilt lock/synchro tilt action
- Anti kick back
- Back/lumbar height **
- Swivel

OPERATOR



ADJUSTMENTS

- (2) Pneumatic seat height
- (3) Back angle *(free float/lock)
- (4) Seat angle *(free float/lock)
- Back/lumbar height **
- With single lever operator mechanism, seat and back angle are controlled using lever 4 *
- Swivel

ABM



model OTG13060



model OTG13061

STANDARD FEATURES

- Premium stacking guest chair.
- Front-load frame design allows chairs to stack easily.
- Durable Chrome steel frame.
- Black mesh back.
- Armchair features Black polypropylene armcaps.
- Seat can be upholstered in all Global grade 1 seating textiles or in Luxhide bonded leather (see page 144).
- Limited Lifetime Warranty (5-year exceptions apply - see page 148).
- Weight capacity for this series is 300 lbs.

ALTERNATE TEXTILE OPTIONS

- Graded-in textiles are available (seat only). No minimum quantities. Contact Customer Service for pricing.

</

ACTIN



model OTG11950B

STANDARD FEATURES

- Value priced multi-tilter.
- Fully upholstered seat and back.
- Standard with height adjustable arms.
- Dual wheel carpet casters (C65) are standard.
- Upholstered in Black, Quilt (QL10) only.
- Compliant with the emissions guidelines set by the GREENGUARD Environmental Institute.
- Limited Lifetime Warranty (2-year exceptions apply - see page 148).
- Weight capacity for this series is 300 lbs.

CHAIR ADJUSTMENTS

- Multi-tilter mechanism with infinite position tilt lock.
- Tilt tension adjustment.
- Independent back and seat angle adjustment.
- Seat depth adjustment.
- Ratchet back height adjustment.
- Pneumatic seat height adjustment.

OPTIONAL FEATURES

- Hard surface flooring casters (**C65R**) can be purchased separately. Add \$84/set.

DESCRIPTION

MODEL# / FEATURES



Medium Back Multi-Tilter

Unit weight: 47 LB | 21.4 KG
Carton weight: 53 LB | 24.04 KG
Carton volume: 7.5 FT³ | 0.21 MT³

Ergonomic features:
A, B, C, D, E, G, H, M, N, S

List price

OTG11950B
Black Quilt fabric

477

OVERALL DIMENSIONS				SEAT DIMENSIONS			BACK DIMENSIONS	
	W	D	H	W	D	H	W	H
IN	26.5	23.5	39	20.5	17	17.5-21.5	19	19.5
MM	673	597	991	521	432	445-546	483	495
<div><div>RTA 8</div><div><div><div></div><div></div><div></div></div><div>courier</div></div><div>1 per carton</div></div>				<div><div></div><div>STANDARD</div></div>				

AMIRA



model OTG13020

STANDARD FEATURES

- Mesh back and upholstered seat tilter chair.
- Soft sculpted frame design.
- Fixed loop arms.
- Black base with dual wheel carpet casters (C65) is standard.
- Seat can be upholstered in Black polyester with Black mesh back (**BLK**) or in Blue polyester with Blue/Grey mesh back (**BLU**).
- Compliant with the emissions guidelines set by the GREENGUARD Environmental Institute.
- Limited Lifetime Warranty (2-year exceptions apply - see page 148).
- Weight capacity for this series is 300 lbs.

CHAIR ADJUSTMENTS

- Center tilt with upright position tilt lock.
- Tilt tension adjustment.
- Pneumatic seat height adjustment.

OPTIONAL FEATURES

- Hard surface flooring casters (**C65R**) can be purchased separately. Add \$84/set.

DESCRIPTION

MODEL# / FEATURES



Medium Mesh Back Tilter

Unit weight: 26 LB | 11.8 KG
Carton weight: 31 LB | 14.06 KG
Carton volume: 4.6 FT³ | 0.13 MT³

Ergonomic features:
A, B, C, M, N, S

List price

OTG13020

336

OVERALL DIMENSIONS				SEAT DIMENSIONS			BACK DIMENSIONS	
	W	D	H	W	D	H	W	H
IN	23.5	25	40.5	20.5	18	17-21	18.5	21
MM	597	635	1029	521	457	432-533	470	533
RTA 8				courier			1 per carton	

ANNAPOLIS



model MVL2732

STANDARD FEATURES





- Simple function, great price.
- Canadian made.
- Durable nylon arms are standard.
- Dual wheel carpet casters (C65) are standard.
- MVL2732 and MVL2732-9 seating surfaces can be upholstered in Luxhide bonded leather, in various colors (see page 144).
- MVL2733 and MVL2733-9 can be upholstered in all Global grade 1 seating textiles (see page 144).
- Compliant with the emissions guidelines set by the GREENGUARD Environmental Institute.
- Limited Lifetime Warranty (5-year exceptions apply - see page 148).
- Weight capacity for this series is 300 lbs.

CHAIR ADJUSTMENTS



- Tilter mechanism with upright tilt lock.
- Tilt tension adjustment.
- Pneumatic seat height adjustment.

OPTIONAL FEATURES




- For hard surface flooring casters, please specify (C65R). Add \$18/set.

DESCRIPTION		MODEL# / FEATURES	
 High Back Tilter - Assembled Unit weight: 36 LB 16.4 KG Carton weight: 40 LB 18.14 KG Carton volume: 11.5 FT³ 0.32 MT³	MVL2732 Luxhide bonded leather	List price	
		327	
 High Back Tilter - Condensed Packaging Unit weight: 36 LB 16.4 KG Carton weight: 40 LB 18.14 KG Carton volume: 6 FT³ 0.16 MT³	MVL2732-9 Luxhide bonded leather	List price	
		327	
 High Back Tilter - Assembled Unit weight: 36 LB 16.4 KG Carton weight: 40 LB 18.14 KG Carton volume: 11.5 FT³ 0.32 MT³	MVL2733 Fabric	List price	
		327	
 High Back Tilter - Condensed Packaging Unit weight: 36 LB 16.4 KG Carton weight: 40 LB 18.14 KG Carton volume: 6 FT³ 0.16 MT³	MVL2733-9 Fabric	List price	
		327	



OVERALL DIMENSIONS			SEAT DIMENSIONS			BACK DIMENSIONS		
	W	D	H	W	D	H	W	H
IN	25.5	28	43	20.5	19.5	16-20	20.5	24
MM	648	711	1092	521	495	406-508	521	610

Ergonomic features:								
A, B, C, M, N, S	RTA 1	1 per carton						




OVERALL DIMENSIONS			SEAT DIMENSIONS			BACK DIMENSIONS		
	W	D	H	W	D	H	W	H
IN	25.5	28	43	20.5	19.5	16-20	20.5	24
MM	648	711	1092	521	495	406-508	521	610

Ergonomic features:								
A, B, C, M, N, S	RTA 8	 1 per carton						

OVERALL DIMENSIONS			SEAT DIMENSIONS			BACK DIMENSIONS		
	W	D	H	W	D	H	W	H
IN	25.5	28	43	20.5	19.5	16-20	20.5	24
MM	648	711	1092	521	495	406-508	521	610

Ergonomic features:								
A, B, C, M, N, S	RTA 1	1 per carton						

OVERALL DIMENSIONS			SEAT DIMENSIONS			BACK DIMENSIONS		
	W	D	H	W	D	H	W	H
IN	25.5	28	43	20.5	19.5	16-20	20.5	24
MM	648	711	1092	521	495	406-508	521	610

Ergonomic features:								
A, B, C, M, N, S	RTA 8	 1 per carton						

ARCHER II



model MVL1896

STANDARD FEATURES

- Canadian made high back chairs.
- Upholstered seat and knit mesh back with a pinstripe design.
- Standard with height and width adjustable T-arms with sliding, rotating and lockable armcaps.
- Mesh back can be upholstered in Coal Black (VU19), Quarry Grey (VU15), Red Mittens (VU70) and Tidal Wave (VU16).
- Seating surface can be upholstered in Luxhide bonded leather, in various colors or in all Global grade 1 seating textiles (see page 144).
- Dual wheel carpet casters (C1) are standard.
- Compliant with the emissions guidelines set by the GREENGUARD Environmental Institute.
- Limited Lifetime Warranty (5-year exceptions apply - see page 148).
- Weight capacity for this series is 300 lbs.

CHAIR ADJUSTMENTS

- **Multi-tilter chair - MVL1895**
 - Infinite position tilt lock.
 - Tilt tension adjustment.
 - Infinite position back and seat angle adjustments, including forward tilt.
 - Ratchet back height adjustment.
 - Seat depth adjustment.
 - Pneumatic seat height adjustment.
- **Synchro-tilter chair - MVL1896**
 - Synchro tilt with upright position tilt lock.
 - Tilt tension adjustment.
 - Pneumatic seat height adjustment.

OPTIONAL FEATURES

- For hard surface flooring casters, please specify (C9R). Add \$18/set.

ALTERNATE TEXTILE OPTIONS

- Graded-in textiles are available (seat only). No minimum quantities. Contact Customer Service for pricing.

DESCRIPTION

MODEL# / FEATURES



Multi-Tilter, Mesh High Back and Uph Seat

Unit weight: 56 LB | 25.5 KG
Carton weight: 68 LB | 30.84 KG
Carton volume: 10.5 FT³ | 0.29 MT³

List price

MVL1895
Luxhide bonded leather
or fabric

710

Ergonomic features:
A, B, C, D, E, F, G, H, M, N, Q, R, S

RTA 2



1 per carton



OVERALL DIMENSIONS			SEAT DIMENSIONS			BACK DIMENSIONS	
W	D	H	W	D	H	W	H
IN 27	22.5	42	20.5	18.5-21	18-22	19.5	21-23.5
MM 686	572	1067	521	470-533	457-559	495	533-597



Synchro-Tilter, Mesh High Back and Uph Seat

Unit weight: 40 LB | 18.2 KG
Carton weight: 52 LB | 23.59 KG
Carton volume: 10.5 FT³ | 0.29 MT³

List price

MVL1896
Luxhide bonded leather
or fabric

622

Ergonomic features:
A, B, C, H, L, M, N, Q, R

RTA 2



1 per carton



OVERALL DIMENSIONS			SEAT DIMENSIONS			BACK DIMENSIONS	
W	D	H	W	D	H	W	H
IN 27	22.5	41.5	20.5	17	17-21	19.5	22-23.5
MM 686	572	1054	521	432	432-533	495	559-597

ASHMONT



model MVL2780



model MVL2782

STANDARD FEATURES













- Canadian made.
- Soft deep cushions on seat and back offer plush comfort.
- Management chairs: Height adjustable T-arms with durable self-skinned urethane (SSU) armcaps.
- Guest chairs: Upholstered armcaps, oval steel tube frame and sled base.
- Dual wheel carpet casters (C65) are standard (except guest chairs).
- Seating surfaces can be upholstered in Luxhide bonded leather, in various colors or in all Global grade 1 seating textiles (see page 144).
- Compliant with the emissions guidelines set by the GREENGUARD Environmental Institute.
- Limited Lifetime Warranty (5-year exceptions apply - see page 148).
- Weight capacity for this series is 300 lbs.

MANAGEMENT CHAIR ADJUSTMENTS

- Center tilt with upright position tilt lock.
- Tilt tension adjustment.
- Pneumatic seat height adjustment.

OPTIONAL FEATURES

- For hard surface flooring casters, please specify (C65R). Add \$18/set.

DESCRIPTION	MODEL# / FEATURES																																			
	List price																																			
	MVL2780	636																																		
	Luxhide bonded leather or fabric (previously MVL2780F)																																			
	<table><thead><tr><th colspan="3">OVERALL DIMENSIONS</th><th colspan="3">SEAT DIMENSIONS</th><th colspan="2">BACK DIMENSIONS</th></tr><tr><th></th><th>W</th><th>D</th><th>H</th><th>W</th><th>D</th><th>H</th><th>W</th><th>H</th></tr></thead><tbody><tr><td>IN</td><td>27</td><td>28</td><td>42</td><td>21</td><td>18</td><td>16-21</td><td>21</td><td>25</td></tr><tr><td>MM</td><td>686</td><td>711</td><td>1067</td><td>533</td><td>457</td><td>406-533</td><td>533</td><td>635</td></tr></tbody></table>		OVERALL DIMENSIONS			SEAT DIMENSIONS			BACK DIMENSIONS			W	D	H	W	D	H	W	H	IN	27	28	42	21	18	16-21	21	25	MM	686	711	1067	533	457	406-533	533
OVERALL DIMENSIONS			SEAT DIMENSIONS			BACK DIMENSIONS																														
	W	D	H	W	D	H	W	H																												
IN	27	28	42	21	18	16-21	21	25																												
MM	686	711	1067	533	457	406-533	533	635																												
HB Management Tilter w/Height Adjustable Arms Unit weight: 50 LB 22.7 KG Carton weight: 55 LB 24.95 KG Carton volume: 10.5 FT³ 0.29 MT³	Ergonomic features: A, B, C, H, M, N, S	<div>RTA 8</div> <div> 1 per carton</div> <div> </div>																																		
	List price																																			
	MVL2781	603																																		
	Luxhide bonded leather or fabric (previously MVL2781F)																																			
	<table><thead><tr><th colspan="3">OVERALL DIMENSIONS</th><th colspan="3">SEAT DIMENSIONS</th><th colspan="2">BACK DIMENSIONS</th></tr><tr><th></th><th>W</th><th>D</th><th>H</th><th>W</th><th>D</th><th>H</th><th>W</th><th>H</th></tr></thead><tbody><tr><td>IN</td><td>27</td><td>28</td><td>39</td><td>21</td><td>18</td><td>16-21</td><td>21</td><td>22</td></tr><tr><td>MM</td><td>686</td><td>711</td><td>991</td><td>533</td><td>457</td><td>406-533</td><td>533</td><td>559</td></tr></tbody></table>		OVERALL DIMENSIONS			SEAT DIMENSIONS			BACK DIMENSIONS			W	D	H	W	D	H	W	H	IN	27	28	39	21	18	16-21	21	22	MM	686	711	991	533	457	406-533	533
OVERALL DIMENSIONS			SEAT DIMENSIONS			BACK DIMENSIONS																														
	W	D	H	W	D	H	W	H																												
IN	27	28	39	21	18	16-21	21	22																												
MM	686	711	991	533	457	406-533	533	559																												
MB Management Tilter w/Height Adjustable Arms Unit weight: 47 LB 21.4 KG Carton weight: 52 LB 23.59 KG Carton volume: 10.5 FT³ 0.29 MT³	Ergonomic features: A, B, C, H, M, N, S	<div>RTA 8</div> <div> 1 per carton</div> <div> </div>																																		
	List price																																			
	MVL2782	453																																		
	Luxhide bonded leather or fabric (previously MVL2782F)																																			
	<table><thead><tr><th colspan="3">OVERALL DIMENSIONS</th><th colspan="3">SEAT DIMENSIONS</th><th colspan="2">BACK DIMENSIONS</th></tr><tr><th></th><th>W</th><th>D</th><th>H</th><th>W</th><th>D</th><th>H</th><th>W</th><th>H</th></tr></thead><tbody><tr><td>IN</td><td>24.5</td><td>25.5</td><td>36.5</td><td>21</td><td>18</td><td>17</td><td>21</td><td>18</td></tr><tr><td>MM</td><td>622</td><td>648</td><td>927</td><td>533</td><td>457</td><td>432</td><td>533</td><td>457</td></tr></tbody></table>		OVERALL DIMENSIONS			SEAT DIMENSIONS			BACK DIMENSIONS			W	D	H	W	D	H	W	H	IN	24.5	25.5	36.5	21	18	17	21	18	MM	622	648	927	533	457	432	533
OVERALL DIMENSIONS			SEAT DIMENSIONS			BACK DIMENSIONS																														
	W	D	H	W	D	H	W	H																												
IN	24.5	25.5	36.5	21	18	17	21	18																												
MM	622	648	927	533	457	432	533	457																												
MB Guest Chair - Sled Base Unit weight: 33 LB 15 KG Carton weight: 38 LB 17.24 KG Carton volume: 8.5 FT³ 0.24 MT³	Ergonomic features: M, N	<div>RTA 8</div> <div> 1 per carton</div> <div> </div>																																		

ASHTON



model OTG11858B

STANDARD FEATURES

- Management and boardroom chair available in medium back or high back.
- Unique seat suspension and segmented cushions offer a very plush feel.
- Chrome arms with upholstered armrests.
- Chrome base.
- Dual wheel carpet casters (C65) are standard.
- Seating surfaces are upholstered in Black Luxhide bonded leather.
- Compliant with the emissions guidelines set by the GREENGUARD Environmental Institute.
- Limited Lifetime Warranty (2-year exceptions apply - see page 148).
- Weight capacity for this series is 300 lbs.

CHAIR ADJUSTMENTS

- Center tilt with upright position tilt lock.
- Tilt tension adjustment.
- Pneumatic seat height adjustment.

OPTIONAL FEATURES

- Hard surface flooring casters (**C65R**) can be purchased separately. Add \$84/set.

DESCRIPTION

MODEL# / FEATURES



High Back Tilter
Unit weight: 39 LB | 17.7 KG
Carton weight: 44.83 LB | 20.33 KG
Carton volume: 5.76 FT³ | 0.16 MT³

OTG11858B

List price

530

OVERALL DIMENSIONS			SEAT DIMENSIONS			BACK DIMENSIONS	
W	D	H	W	D	H	W	H
IN 26	25.5	44.5	21	18	18.5-22	19.5	24
MM 660	648	1130	533	457	470-559	495	610
Ergonomic features: A, B, C, M, N, S			RTA 8	courier	1 per carton	GREENGUARD	



Medium Back Tilter
Unit weight: 36 LB | 16.4 KG
Carton weight: 42 LB | 19.05 KG
Carton volume: 4.8 FT³ | 0.13 MT³

OTG11859B

List price

503

OVERALL DIMENSIONS			SEAT DIMENSIONS			BACK DIMENSIONS	
W	D	H	W	D	H	W	H
IN 26	25.5	38	21	18	18.5-22	19.5	18
MM 660	648	965	533	457	470-559	495	457
Ergonomic features: A, B, C, M, N, S			RTA 8	courier	1 per carton	GREENGUARD	

AVRO



model MVL3101



model MVL3123



model MVL3114



model MVL3107

STANDARD FEATURES

- Avro features improved ergonomics, custom support and a streamlined profile – the perfect balance between functionality and style.
- Ergonomic seating, Canadian made.
- Available with five different mechanism options: synchro-tilter, multi-tilter, tilter, task and weight sensing synchro-tilter. Height adjustable chairs available with task mechanism only.
- Standard with height adjustable arms with durable self-skinned urethane (SSU) armcaps (except armless models).
- Dual wheel carpet casters (C1) are standard on all models.
- Mesh back and mesh seat models can only be upholstered in Black mesh (MS69).
- Mesh back and upholstered seat models: Mesh back is available in Black (MS69), Natural (MS74) and Stone (MS71).
- Seats can be upholstered in Luxhide bonded leather (various colors) or in all Global grade 1 seating textiles (see page 144).
- Compliant with the emissions guidelines set by the GREENGUARD Environmental Institute.
- Limited Lifetime Warranty (5-year exceptions apply - see page 148).
- Weight capacity for this series is 300 lbs.

OPTIONAL FEATURES

- For hard surface flooring casters, please specify **(C9R)**. Add \$18/set.
- For optional Polished Aluminum base, please specify **(ALU)**. Add \$115.
- For optional height and width adjustable T-arms with sliding, articulating armcaps, please specify **(G1)**. Add \$63.

ALTERNATE TEXTILE OPTIONS

- Graded-in textiles are available. No minimum quantities. Contact Customer Service for pricing.

CHAIR ADJUSTMENTS

- **Synchro-tilter chairs**
 - Synchro tilt with multi position tilt lock.
 - Tilt tension adjustment.
 - Height and depth adjustable lumbar support.
 - Pneumatic seat height adjustment.
- **Multi-tilter chairs**
 - Infinite position tilt lock.
 - Tilt tension adjustment.
 - Independent back and seat angle adjustment.
 - Side activated sliding seat depth adjustment.
 - Height and depth adjustable lumbar support.
 - Pneumatic seat height adjustment.
- **Tilter chairs**
 - Center tilt with upright position tilt lock.
 - Tilt tension adjustment.
 - Height and depth adjustable lumbar support.
 - Pneumatic seat height adjustment.
- **Task chairs**
 - Manual bolt seat depth adjustment.
 - Height and depth adjustable lumbar support.
 - Pneumatic seat height adjustment.
- **Weight sensing synchro-tilter chairs**
 - Synchro tilt with multi position tilt lock.
 - Automatic tilt tension adjustment.
 - Side activated sliding seat depth adjustment.
 - Height and depth adjustable lumbar support.
 - Pneumatic seat height adjustment.
- **Height adjustable chairs**
 - Task mechanism.
 - Height and depth adjustable lumbar support.
 - Pneumatic seat height adjustment.
 - Height adjustable Chrome footrest.

DESCRIPTION

MODEL# / FEATURES

**Synchro-Tilter, Mesh Back and Uph Seat**

Unit weight: 42 LB | 19.1 KG
 Carton weight: 51 LB | 23.13 KG
 Carton volume: 10.5 FT³ | 0.29 MT³

List price

MVL3101
 Luxhide bonded leather
 or fabric (previously MVL3101F)

644

Ergonomic features:
 A, B, C, D, H, L, M, N, V

OVERALL DIMENSIONS

	W	D	H
IN	26	27	38.5
MM	660	686	978

SEAT DIMENSIONS

	W	D	H
IN	20	18.5	16.5-21.5
MM	508	470	419-546

BACK DIMENSIONS

	W	H
IN	19.5	20
MM	495	508

RTA 2  1 per carton

**Multi-Tilter, Mesh Back and Uph Seat**

Unit weight: 47 LB | 21.4 KG
 Carton weight: 56 LB | 25.4 KG
 Carton volume: 10.5 FT³ | 0.29 MT³

List price

MVL3103
 Luxhide bonded leather
 or fabric (previously MVL3103F)

694

Ergonomic features:
 A, B, C, D, E, F, G, H, M, N, S, V

OVERALL DIMENSIONS

	W	D	H
IN	26	27	39.5
MM	660	686	1003

SEAT DIMENSIONS






	W	D	H
IN	20	17.5-20.5	17.5-22.5
MM	508	445-521	445-572






BACK DIMENSIONS

	W	H
IN	19.5	20
MM	495	508

RTA 2  1 per carton



DESCRIPTION		MODEL# / FEATURES	
		List price	
	MVL3104 Luxhide bonded leather or fabric (previously MVL3104F)	620	
Tilter, Mesh Back and Uph Seat Unit weight: 36 LB 16.4 KG Carton weight: 45 LB 20.41 KG Carton volume: 10.5 FT³ 0.29 MT³		Ergonomic features: A, B, C, D, H, M, N, S, V	
		List price	
	MVL3106 Luxhide bonded leather or fabric (previously MVL3106F)	574	
Task, Mesh Back and Uph Seat Unit weight: 31 LB 14.1 KG Carton weight: 40 LB 18.14 KG Carton volume: 10.5 FT³ 0.29 MT³		Ergonomic features: C, D, E, H, M, N, V	
		List price	
	MVL3107 Luxhide bonded leather or fabric (previously MVL3107F)	670	
Armless Height Adjustable Chair, Mesh Back and Uph Seat Unit weight: 30 LB 13.6 KG Carton weight: 39 LB 17.69 KG Carton volume: 10.5 FT³ 0.29 MT³		Ergonomic features: C, D, M, N, V	
		List price	
	MVL3108 Luxhide bonded leather or fabric (previously MVL3108F)	759	
Weight Sensing Synchro-Tilter, Mesh Back and Uph Seat Unit weight: 42 LB 19.1 KG Carton weight: 51 LB 23.13 KG Carton volume: 10.5 FT³ 0.29 MT³		Ergonomic features: A, B, C, D, E, H, L, M, N, V	
		List price	
	MVL3109 Luxhide bonded leather or fabric (previously MVL3109F)	734	
Height Adjustable Chair w/Arms, Mesh Back and Uph Seat Unit weight: 36 LB 16.4 KG Carton weight: 45 LB 20.41 KG Carton volume: 10.5 FT³ 0.29 MT³		Ergonomic features: C, D, H, M, N, V	

DESCRIPTION		MODEL# / FEATURES	
		List price	
	MVL3111 Luxhide bonded leather or fabric (previously MVL3111F)	718	
Synchro-Tilter, Uph Back and Seat Unit weight: 43 LB 19.5 KG Carton weight: 52 LB 23.59 KG Carton volume: 10.5 FT³ 0.29 MT³			
		List price	
	MVL3113 Luxhide bonded leather or fabric (previously MVL3113F)	769	
Multi-Tilter, Uph Back and Seat Unit weight: 48 LB 21.8 KG Carton weight: 57 LB 25.85 KG Carton volume: 10.5 FT³ 0.29 MT³			
		List price	
	MVL3114 Luxhide bonded leather or fabric (previously MVL3114F)	694	
Tilter, Uph Back and Seat Unit weight: 37 LB 16.8 KG Carton weight: 46 LB 20.87 KG Carton volume: 10.5 FT³ 0.29 MT³			
		List price	
	MVL3116 Luxhide bonded leather or fabric (previously MVL3116F)	647	
Task, Uph Back and Seat Unit weight: 32 LB 14.5 KG Carton weight: 41 LB 18.6 KG Carton volume: 10.5 FT³ 0.29 MT³			
		List price	
	MVL3117 Luxhide bonded leather or fabric (previously MVL3117F)	745	

DESCRIPTION

MODEL# / FEATURES



Weight Sensing Synchro-Tilter, Uph Back and Seat

Unit weight: 43 LB | 19.5 KG
Carton weight: 52 LB | 23.59 KG
Carton volume: 10.5 FT³ | 0.29 MT³




List price

MVL3118
Luxhide bonded leather
or fabric (previously MVL3118F)

832

Ergonomic features:
A, B, C, D, E, H, L, M, N, V

OVERALL DIMENSIONS			SEAT DIMENSIONS			BACK DIMENSIONS	
W	D	H	W	D	H	W	H
IN 26 MM 660	27 686	39 991	20 508	17.5-20.5 445-521	16.5-21.5 419-546	19.5 495	20 508

RTA 2  1 per carton  



Height Adjustable Chair w/Arms, Uph Back and Seat

Unit weight: 37 LB | 16.8 KG
Carton weight: 46 LB | 20.87 KG
Carton volume: 10.5 FT³ | 0.29 MT³




List price

MVL3119
Luxhide bonded leather
or fabric (previously MVL3119F)

809

Ergonomic features:
C, D, H, M, N, V

OVERALL DIMENSIONS			SEAT DIMENSIONS			BACK DIMENSIONS	
W	D	H	W	D	H	W	H
IN 26 MM 660	27 686	48 1219	20 508	18.5 470	23-33 584-838	19.5 495	20 508

RTA 2  1 per carton  



Synchro-Tilter, Mesh Back and Seat

Unit weight: 43 LB | 19.5 KG
Carton weight: 52 LB | 23.59 KG
Carton volume: 10.5 FT³ | 0.29 MT³




List price

MVL3121
Black mesh

744

Ergonomic features:
A, B, C, D, H, L, M, V

OVERALL DIMENSIONS			SEAT DIMENSIONS			BACK DIMENSIONS	
W	D	H	W	D	H	W	H
IN 26 MM 660	27 686	38.5 978	20 508	18.5 470	16.5-21.5 419-546	19.5 495	20 508

RTA 2  1 per carton  



Multi-Tilter, Mesh Back and Seat

Unit weight: 48 LB | 21.8 KG
Carton weight: 57 LB | 25.85 KG
Carton volume: 10.5 FT³ | 0.29 MT³




List price

MVL3123
Black mesh

794

Ergonomic features:
A, B, C, D, E, F, G, H, M, S, V

OVERALL DIMENSIONS			SEAT DIMENSIONS			BACK DIMENSIONS	
W	D	H	W	D	H	W	H
IN 26 MM 660	27 686	39.5 1003	20 508	17.5-20.5 445-521	17.5-22.5 445-572	19.5 495	20 508

RTA 2  1 per carton  



Tilter, Mesh Back and Seat

Unit weight: 37 LB | 16.8 KG
Carton weight: 46 LB | 20.87 KG
Carton volume: 10.5 FT³ | 0.29 MT³




List price





MVL3124
Black mesh

718

Ergonomic features:
A, B, C, D, H, M, S, V

OVERALL DIMENSIONS			SEAT DIMENSIONS			BACK DIMENSIONS	
W	D	H	W	D	H	W	H
IN 26 MM 660	27 686	38 965	20 508	18.5 470	16-21 406-533	19.5 495	20 508

RTA 2  1 per carton  

DESCRIPTION		MODEL# / FEATURES																																				
	MVL3126 Black mesh	List price																																				
		673																																				
		<table><tr><th colspan="3">OVERALL DIMENSIONS</th><th colspan="3">SEAT DIMENSIONS</th><th colspan="2">BACK DIMENSIONS</th></tr><tr><th></th><th>W</th><th>D</th><th>H</th><th>W</th><th>D</th><th>H</th><th>W</th><th>H</th></tr><tr><td>IN</td><td>26</td><td>27</td><td>38</td><td>20</td><td>18.5</td><td>16-21</td><td>19.5</td><td>20</td></tr><tr><td>MM</td><td>660</td><td>686</td><td>965</td><td>508</td><td>470</td><td>406-533</td><td>495</td><td>508</td></tr></table>		OVERALL DIMENSIONS			SEAT DIMENSIONS			BACK DIMENSIONS			W	D	H	W	D	H	W	H	IN	26	27	38	20	18.5	16-21	19.5	20	MM	660	686	965	508	470	406-533	495	508
		OVERALL DIMENSIONS			SEAT DIMENSIONS			BACK DIMENSIONS																														
			W	D	H	W	D	H	W	H																												
IN	26	27	38	20	18.5	16-21	19.5	20																														
MM	660	686	965	508	470	406-533	495	508																														
Ergonomic features: C, D, E, H, M, V																																						
<div>RTA 2</div> <div>courier</div> <div>1 per carton</div> <div>ENGINEERED TESTED ASSEMBLED CONCISO TESTE MONTÉE</div> <div>CONQUER</div>																																						
	MVL3127 Black mesh	List price																																				
		769																																				
		<table><tr><th colspan="3">OVERALL DIMENSIONS</th><th colspan="3">SEAT DIMENSIONS</th><th colspan="2">BACK DIMENSIONS</th></tr><tr><th></th><th>W</th><th>D</th><th>H</th><th>W</th><th>D</th><th>H</th><th>W</th><th>H</th></tr><tr><td>IN</td><td>20</td><td>27</td><td>48</td><td>20</td><td>18.5</td><td>23-33</td><td>19.5</td><td>20</td></tr><tr><td>MM</td><td>508</td><td>686</td><td>1219</td><td>508</td><td>470</td><td>584-838</td><td>495</td><td>508</td></tr></table>		OVERALL DIMENSIONS			SEAT DIMENSIONS			BACK DIMENSIONS			W	D	H	W	D	H	W	H	IN	20	27	48	20	18.5	23-33	19.5	20	MM	508	686	1219	508	470	584-838	495	508
		OVERALL DIMENSIONS			SEAT DIMENSIONS			BACK DIMENSIONS																														
			W	D	H	W	D	H	W	H																												
IN	20	27	48	20	18.5	23-33	19.5	20																														
MM	508	686	1219	508	470	584-838	495	508																														
Ergonomic features: C, D, M, V																																						
<div>RTA 2</div> <div>courier</div> <div>1 per carton</div> <div>ENGINEERED TESTED ASSEMBLED CONCISO TESTE MONTÉE</div> <div>CONQUER</div>																																						
	MVL3128 Black mesh	List price																																				
		857																																				
		<table><tr><th colspan="3">OVERALL DIMENSIONS</th><th colspan="3">SEAT DIMENSIONS</th><th colspan="2">BACK DIMENSIONS</th></tr><tr><th></th><th>W</th><th>D</th><th>H</th><th>W</th><th>D</th><th>H</th><th>W</th><th>H</th></tr><tr><td>IN</td><td>26</td><td>27</td><td>39</td><td>20</td><td>17.5-20.5</td><td>16.5-21.5</td><td>19.5</td><td>20</td></tr><tr><td>MM</td><td>660</td><td>686</td><td>991</td><td>508</td><td>445-521</td><td>419-546</td><td>495</td><td>508</td></tr></table>		OVERALL DIMENSIONS			SEAT DIMENSIONS			BACK DIMENSIONS			W	D	H	W	D	H	W	H	IN	26	27	39	20	17.5-20.5	16.5-21.5	19.5	20	MM	660	686	991	508	445-521	419-546	495	508
		OVERALL DIMENSIONS			SEAT DIMENSIONS			BACK DIMENSIONS																														
			W	D	H	W	D	H	W	H																												
IN	26	27	39	20	17.5-20.5	16.5-21.5	19.5	20																														
MM	660	686	991	508	445-521	419-546	495	508																														
Ergonomic features: A, B, C, D, E, H, L, M, V																																						
<div>RTA 2</div> <div>courier</div> <div>1 per carton</div> <div>ENGINEERED TESTED ASSEMBLED CONCISO TESTE MONTÉE</div> <div>CONQUER</div>																																						
	MVL3129 Black mesh	List price																																				
		832																																				
		<table><tr><th colspan="3">OVERALL DIMENSIONS</th><th colspan="3">SEAT DIMENSIONS</th><th colspan="2">BACK DIMENSIONS</th></tr><tr><th></th><th>W</th><th>D</th><th>H</th><th>W</th><th>D</th><th>H</th><th>W</th><th>H</th></tr><tr><td>IN</td><td>26</td><td>27</td><td>48</td><td>20</td><td>18.5</td><td>23-33</td><td>19.5</td><td>20</td></tr><tr><td>MM</td><td>660</td><td>686</td><td>1219</td><td>508</td><td>470</td><td>584-838</td><td>495</td><td>508</td></tr></table>		OVERALL DIMENSIONS			SEAT DIMENSIONS			BACK DIMENSIONS			W	D	H	W	D	H	W	H	IN	26	27	48	20	18.5	23-33	19.5	20	MM	660	686	1219	508	470	584-838	495	508
		OVERALL DIMENSIONS			SEAT DIMENSIONS			BACK DIMENSIONS																														
			W	D	H	W	D	H	W	H																												
IN	26	27	48	20	18.5	23-33	19.5	20																														
MM	660	686	1219	508	470	584-838	495	508																														
Ergonomic features: C, D, H, M, V																																						
<div>RTA 2</div> <div>courier</div> <div>1 per carton</div> <div>ENGINEERED TESTED ASSEMBLED CONCISO TESTE MONTÉE</div> <div>CONQUER</div>																																						

BETA



model MVL2729



model MVL2718

STANDARD FEATURES

- Posture task chairs. Canadian made.
- Generous size seat and back, fully upholstered.
- Standard with height adjustable T-arms with durable self-skinned urethane (SSU) armcaps (except armless models).
- Height adjustable chairs are equipped with an adjustable Chrome footrest.
- Dual wheel carpet casters (C65) are standard.
- Can be upholstered in all Global grade 1 seating textiles with the exception of Luxhide (see page 144).
- Compliant with the emissions guidelines set by the GREENGUARD Environmental Institute.
- Limited Lifetime Warranty (5-year exceptions apply - see page 148).
- Weight capacity for this series is 300 lbs.

CHAIR ADJUSTMENTS

- Infinite back angle and back height adjustment.
- Pneumatic seat height adjustment.

OPTIONAL FEATURES

- For hard surface flooring casters, please specify (C65R). Add \$18/set.

DESCRIPTION

MODEL# / FEATURES



Height Adjustable Armless Posture Task

Unit weight: 41 LB | 18.6 KG
Carton weight: 46 LB | 20.87 KG
Carton volume: 6.75 FT³ | 0.19 MT³

Ergonomic features:
C, D, G, M, N

List price

MVL2718

469

OVERALL DIMENSIONS
W D H

IN 20.5
MM 521

23.5
597

44
1118

SEAT DIMENSIONS
W D H

20.5
521

16.5
419

22-30
559-762

BACK DIMENSIONS
W H

18.5
470

16-19
406-483



1 per carton



Height Adjustable Posture Task w/Arms

Unit weight: 46 LB | 20.9 KG
Carton weight: 51 LB | 23.13 KG
Carton volume: 6.75 FT³ | 0.19 MT³

Ergonomic features:
C, D, G, H, M, N

List price

MVL2719

548

OVERALL DIMENSIONS
W D H

IN 24.5
MM 622

23.5
597

44
1118

SEAT DIMENSIONS
W D H

20.5
521

16.5
419

22-30
559-762

BACK DIMENSIONS
W H

18.5
470

16-19
406-483



1 per carton



Armless Posture Task

Unit weight: 27 LB | 12.3 KG
Carton weight: 31 LB | 14.06 KG
Carton volume: 4.9 FT³ | 0.13 MT³

Ergonomic features:
C, D, G, M, N

List price

MVL2728

304

OVERALL DIMENSIONS
W D H

IN 20.5
MM 521

22
559

38.5
978

SEAT DIMENSIONS
W D H

20.5
521

17
432

16.5-21.5
419-546

BACK DIMENSIONS
W H

18.5
470

16-20
406-508



1 per carton



Posture Task w/Arms

Unit weight: 33 LB | 15 KG
Carton weight: 38 LB | 17.24 KG
Carton volume: 6.75 FT³ | 0.19 MT³

Ergonomic features:
C, D, G, H, M, N

List price

MVL2729

384

OVERALL DIMENSIONS
W D H

IN 24
MM 610

22
559

38.5
978

SEAT DIMENSIONS
W D H

20.5
521

17
432

16.5-21.5
419-546

BACK DIMENSIONS
W H


18.5
470

16-20
406-508



1 per carton



DESCRIPTION	MODEL# / FEATURES								
		List price							
	MVL2784	94							
Height Adjustable T-Arms - 1 pair Unit weight: 8 LB 3.6 KG Carton weight: 10 LB 4.54 KG Carton volume: 1.3 FT³ 0.03 MT³	OVERALL DIMENSIONS			SEAT DIMENSIONS			BACK DIMENSIONS		
		W	D	H	W	D	H	W	H
	IN	3	10	12	-	-	-	-	-
	MM	76	254	305	-	-	-	-	-
	RTA 00		1 pair per carton (pricing is for the pair, specifications are for one arm)						

BOLT



model OTG11510B

STANDARD FEATURES



- Value priced mesh seating.
- Breathable mesh back.
- Scuff resistant arched base.
- Standard with height adjustable T-arms with durable self-skinned urethane (SSU) armcaps.
- Dual wheel carpet casters (C65) are standard.
- Only available in Black mesh fabric (MS20) seat with Black mesh back.
- Compliant with the emissions guidelines set by the GREENGUARD Environmental Institute.
- Limited Lifetime Warranty (2-year exceptions apply - see page 148).
- Weight capacity for this series is 300 lbs.

CHAIR ADJUSTMENTS

- Center tilt with upright position tilt lock.
- Tilt tension adjustment.
- Pneumatic seat height adjustment.

OPTIONAL FEATURES

- Hard surface flooring casters (**C65R**) can be purchased separately. Add \$84/set.

DESCRIPTION		MODEL# / FEATURES							
		List price							
	OTG11510B	413							
	OVERALL DIMENSIONS			SEAT DIMENSIONS			BACK DIMENSIONS		
	W	D	H	W	D	H	W	H	
IN 25	21.5	35.5	19.5	17	17.5-21.5	18	16.5		
MM 635	546	902	495	432	445-546	457	419		
Tilter, Mesh Back Unit weight: 30 LB 13.6 KG Carton weight: 36 LB 16.33 KG Carton volume: 4.6 FT³ 0.13 MT³		Ergonomic features: A, B, C, H, M, N, S		RTA 8		courier		1 per carton	
									

BRIGHTON



model MVL2787

STANDARD FEATURES

- High back management chair.
- High comfort design, Canadian made.
- Contoured seat and back with integrated headrest.
- Black arms and base.
- Loop arms with upholstered armcaps.
- Dual wheel carpet casters (C65) are standard.
- Seating surfaces can be upholstered in Luxhide bonded leather, in various colors (see page 144).
- Compliant with the emissions guidelines set by the GREENGUARD Environmental Institute.




- Limited Lifetime Warranty (5-year exceptions apply - see page 148).
- Weight capacity for this series is 300 lbs.

CHAIR ADJUSTMENTS

- Center tilt with upright position tilt lock.
- Tilt tension adjustment.
- Pneumatic seat height adjustment.

OPTIONAL FEATURES

- For hard surface flooring casters, please specify (**C65R**). Add \$18/set.

DESCRIPTION		MODEL# / FEATURES									
			List price								
	MVL2787		636								
			OVERALL DIMENSIONS			SEAT DIMENSIONS			BACK DIMENSIONS		
			W	D	H	W	D	H	W	H	
			IN 26.5 MM 673	28 711	44 1118	21.5 546	20 508	16-21 406-533	20 508	25.5 648	
High Back Tilter Unit weight: 42 LB 19.1 KG Carton weight: 54 LB 24.49 KG Carton volume: 10.5 FT³ 0.29 MT³		Ergonomic features: A, B, C, M, N, S		RTA 8		courier		1 per carton		 	

CAMAN



model MVL11886



model MVL11888

STANDARD FEATURES

- Canadian made.
- Welded steel frame in Black finish.
- Fixed arms with self-skinned urethane (SSU) armcaps.
- Dual wheel carpet casters (C65) are standard (except guest chairs).
- Seating surfaces can be upholstered in Luxhide bonded leather, in various colors or in all Global grade 1 seating textiles (see page 144).
- Compliant with the emissions guidelines set by the GREENGUARD Environmental Institute.
- Limited Lifetime Warranty (5-year exceptions apply - see page 148).
- Weight capacity for this series is 300 lbs.

TILTER CHAIR ADJUSTMENTS

- Center tilt with upright position tilt lock
- Tilt tension adjustment.
- Pneumatic seat height adjustment.

OPTIONAL FEATURES

- For hard surface flooring casters, please specify (C65R). Add \$18/set.

ALTERNATE TEXTILE OPTIONS

- Graded-in textiles are available. No minimum quantities. Contact Customer Service for pricing.

DESCRIPTION

MODEL# / FEATURES





High Back Tilter

Unit weight: 31 LB | 14.1 KG
Carton weight: 35 LB | 15.88 KG
Carton volume: 20.25 FT³ | 0.57 MT³

List price

MVL11886 449
Luxhide bonded leather
or fabric (previously MVL11886F)

OVERALL DIMENSIONS				SEAT DIMENSIONS			BACK DIMENSIONS	
	W	D	H	W	D	H	W	H
IN	25	27	40	20.5	18	16-20	19.5	22.5
MM	635	686	1016	521	457	406-508	495	572
Ergonomic features:			RTA 00			2 per carton		
A, B, C, M, N, S								



Medium Back Tilter

Unit weight: 31 LB | 14.1 KG
Carton weight: 35 LB | 15.88 KG
Carton volume: 20.25 FT³ | 0.57 MT³

List price

MVL11887 437
Luxhide bonded leather
or fabric (previously MVL11887F)

OVERALL DIMENSIONS				SEAT DIMENSIONS			BACK DIMENSIONS	
	W	D	H	W	D	H	W	H
IN	24.5	24.5	35	20	18	16-20	20	17.5
MM	622	622	889	508	457	406-508	508	445
Ergonomic features:			RTA 00			2 per carton		
A, B, C, M, N, S			CANADA GREENGUARD			GREENGUARD		





Medium Back Guest Chair - Sled Base

Unit weight: 23 LB | 10.5 KG
Carton weight: 27 LB | 12.25 KG
Carton volume: 20.25 FT³ | 0.57 MT³

List price

MVL11888 378
Luxhide bonded leather
or fabric (previously MVL11888F)

OVERALL DIMENSIONS			SEAT DIMENSIONS			BACK DIMENSIONS		
	W	D	H	W	D	H	W	H
IN	24.5	25	33	20	18	17	20	17
MM	622	635	838	508	457	432	508	432
Ergonomic features:			RTA 00			2 per carton		
M, N								



CAPRA



model OTG11740B

STANDARD FEATURES

- General purpose guest chair.
- Chrome oval tube four-legged frame.
- Contoured seat cushion with waterfall edge.
- Perforated polypropylene back with black mesh fabric (MS20) seat.
- Nylon arms.
- Stackable up to 4 high.
- Compliant with the emissions guidelines set by the GREENGUARD Environmental Institute.
- Limited Lifetime Warranty (2-year exceptions apply - see page 148).
- Weight capacity for this series is 300 lbs.

DESCRIPTION		MODEL# / FEATURES									
			List price								
		OTG11740B	310								
			OVERALL DIMENSIONS			SEAT DIMENSIONS			BACK DIMENSIONS		
			W	D	H	W	D	H	W	H	
			IN	24.5	22.5	34	18	18	18	18	15
			MM	622	572	864	457	457	457	457	381
Plastic Back Guest Chair Unit weight: 20 LB 9.1 KG Carton weight: 27 LB 12.25 KG Carton volume: 14.75 FT³ 0.41 MT³		Stacks 4 high.		Ergonomic features:		RTA 00		2 per carton			
M, N											





CENTRO



model OTG3915

STANDARD FEATURES

- Multi-purpose guest chair.
- Durable oval steel four-legged frame.
- Contoured back and seat cushions with waterfall seat edge.
- Upholstered armcaps.
- Seating surfaces are upholstered in Black Luxhide bonded leather.
- Compliant with the emissions guidelines set by the GREENGUARD Environmental Institute.
- Limited Lifetime Warranty (2-year exceptions apply - see page 148).
- Weight capacity for this series is 300 lbs.

DESCRIPTION		MODEL# / FEATURES	
		List price	
	OTG3915	336	
Guest Chair Unit weight: 26 LB 11.8 KG Carton weight: 30 LB 13.61 KG Carton volume: 6.25 FT³ 0.17 MT³		Ergonomic features:	
			 1 per carton
			

COBALT



model MVL2785

STANDARD FEATURES

- General purpose medium back tilter. Canadian made.
- Standard with height adjustable T-arms with durable self-skinned urethane (SSU) armcaps.
- Dual wheel carpet casters (C65) are standard.
- Seating surfaces can be upholstered in Luxhide bonded leather, in various colors or in all Global grade 1 seating textiles (see page 144).
- Compliant with the emissions guidelines set by the GREENGUARD Environmental Institute.
- Limited Lifetime Warranty (5-year exceptions apply - see page 148).
- Weight capacity for this series is 300 lbs.

CHAIR ADJUSTMENTS

- Center tilt with upright position tilt lock.
- Tilt tension adjustment.
- Pneumatic seat height adjustment.

OPTIONAL FEATURES




- For hard surface flooring casters, please specify (C65R). Add \$18/set.

DESCRIPTION

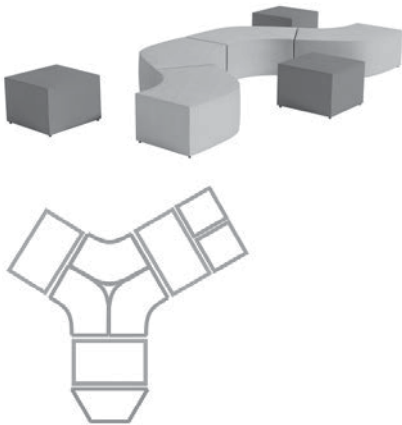
MODEL# / FEATURES



Medium Back Tilter
Unit weight: 35 LB | 15.9 KG
Carton weight: 40 LB | 18.14 KG
Carton volume: 5.5 FT³ | 0.15 MT³

List price								
MVL2785		404						
Luxhide bonded leather or fabric (previously MVL2785F)								
OVERALL DIMENSIONS				SEAT DIMENSIONS			BACK DIMENSIONS	
	W	D	H	W	D	H	W	H
IN	25.5	24.5	36	20	17	15.5-19.5	18.5	18
MM	648	622	914	508	432	394-495	470	457
Ergonomic features:		RTA 2		courier		1 per carton		
A, B, C, H, M, N, S								

CRAFT



Sample layout
Two square units, three rectangle units, three curve-120 degree units, one wedge unit



3-way layout
Three curve-120 degree units, three half round units and three round units



Collaborative pod layout
Six wedge units



Collaborative layout
Six curve-120 degree units, six round units



Sample layout
Two wedge units



Sample layout
Two half round units

STANDARD FEATURES

- Craft is a modular lounge seating series that is easy to configure, durable and ideal for open spaces.
- Modular non-handed components, can be reconfigured to suit your space.
- Curve-120 degree units can create 3-way and collaborative pod configurations.
- Cushions are fully upholstered and mounted on 1.5" high nylon glides.
- Can be upholstered in all Global grade 1 seating textiles or in Luxhide bonded leather (see page 144).
- Compliant with the emissions guidelines set by the GREENGUARD Environmental Institute.
- Limited Lifetime Warranty (5-year exceptions apply - see page 148).
- Weight capacity for this series is 300 lbs. per seat.

OPTIONAL FEATURES


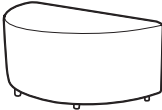
- For dual wheel carpet casters, please specify (C107). Add \$37.
- For hard surface flooring casters, please specify (C107R). Add \$52.

ALTERNATE TEXTILE OPTIONS

- Graded-in textiles are available. No minimum quantities. Contact Customer Service for pricing.

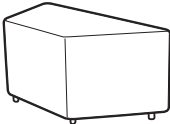

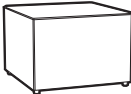
COMPLIMENTARY TABLES AVAILABLE

- Perfect partner for Craft Seating (see page 29).

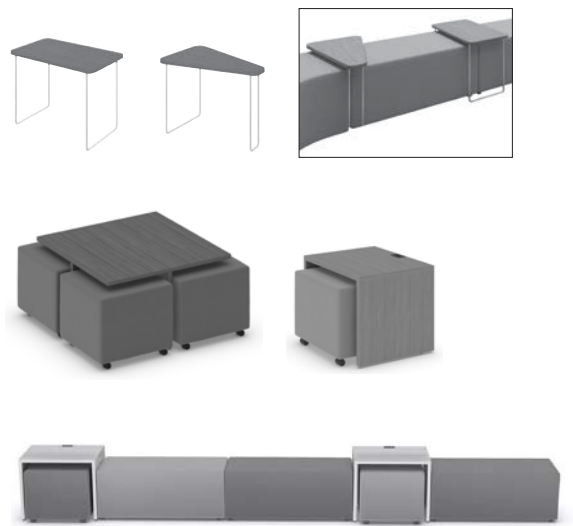
DESCRIPTION	MODEL# / FEATURES	
	List price	
	MVL13007	348
 Round 20" Unit Unit weight: 17 LB 7.7 KG Carton weight: 23 LB 10.43 KG Carton volume: 5.25 FT³ 0.14 MT³		
	List price	
	MVL13008	455
 Half Round 40" Unit Unit weight: 33 LB 15 KG Carton weight: 41 LB 18.6 KG Carton volume: 9.5 FT³ 0.26 MT³		

OVERALL DIMENSIONS			SEAT DIMENSIONS			BACK DIMENSIONS	
W	D	H	W	D	H	W	H
IN 20	20	17.5	-	-	-	-	-
MM 508	508	445	-	-	-	-	-
RTA 1			courier			1 per carton	
			CANADA			GREENGUARD	

OVERALL DIMENSIONS			SEAT DIMENSIONS			BACK DIMENSIONS	
W	D	H	W	D	H	W	H
IN 40	21	17.5	-	-	-	-	-
MM 1016	533	445	-	-	-	-	-
RTA 1			courier			1 per carton	
			CANADA			GREENGUARD	

DESCRIPTION		MODEL# / FEATURES									
	Wedge Unit Unit weight: 29 LB 13.2 KG Carton weight: 37 LB 16.78 KG Carton volume: 8 FT³ 0.22 MT³	List price									
		MVL13009 455									
		OVERALL DIMENSIONS			SEAT DIMENSIONS			BACK DIMENSIONS			
		W	D	H	W	D	H	W	H		
		IN 40 MM 1016	17.75 451	17.5 445	-	-	-	-	-		
				RTA 1	courier	1 per carton	CANADA REGISTERED	GREENGUARD			
	Curve-120 Degree Unit Unit weight: 37 LB 16.8 KG Carton weight: 49 LB 22.23 KG Carton volume: 13.25 FT³ 0.37 MT³	List price									
		MVL13010 535									
		OVERALL DIMENSIONS			SEAT DIMENSIONS			BACK DIMENSIONS			
		W	D	H	W	D	H	W	H		
		IN 43.5 MM 1105	27.5 699	17.5 445	-	-	-	-	-		
				RTA 1		1 per carton	CANADA REGISTERED	GREENGUARD			
	Rectangle Unit Unit weight: 37 LB 16.8 KG Carton weight: 47 LB 21.32 KG Carton volume: 9.5 FT³ 0.26 MT³	List price									
		MVL13011 428									
		OVERALL DIMENSIONS			SEAT DIMENSIONS			BACK DIMENSIONS			
		W	D	H	W	D	H	W	H		
		IN 40 MM 1016	20 508	17.5 445	-	-	-	-	-		
				RTA 1	courier	1 per carton	CANADA REGISTERED	GREENGUARD			
	Square Unit Unit weight: 22 LB 10 KG Carton weight: 28 LB 12.7 KG Carton volume: 5.25 FT³ 0.14 MT³	List price									
		MVL13012 321									
		OVERALL DIMENSIONS			SEAT DIMENSIONS			BACK DIMENSIONS			
		W	D	H	W	D	H	W	H		
		IN 20 MM 508	20 508	17.5 445	-	-	-	-	-		
				RTA 1	courier	1 per carton	CANADA REGISTERED	GREENGUARD			

CRAFT TABLES



STANDARD FEATURES

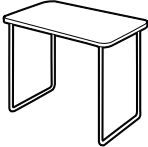
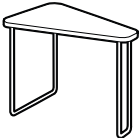
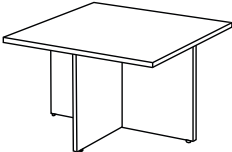
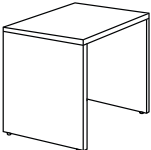
- Craft tables are the perfect partner to Craft seating products in creating casual meeting solutions for today's workplace and learning environments.
- Overtables are designed to overlap Craft seating units or to be used alone. Overtables are easy to move wherever needed.
- Coffee and side tables provide a convenient place to set your drinks, a light lunch or your personal devices during an impromptu discussion.
- Coffee and side tables help to anchor a space and provide nesting spaces to keep the area tidy when mobile Craft cubes are not in use.
- Side tables are optional with cutouts to accommodate to power or USB charging modules. Modules to be ordered separately.

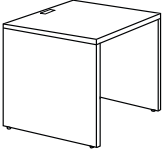
FINISHES

- Docking tables may be ordered in any of the standard laminate finishes below; including two tone where the top is in one finish and the base in another at no upcharge.
 - Overtable tops may be ordered in any of the standard laminate finishes below. Legs in are Chrome finish only.
- | | | | |
|-----|-----------------|-----|-----------------|
| ACJ | Absolute Acajou | DWT | Designer White |
| ASN | Asian Night | HGT | Hayden Grey |
| AWC | Avant Cherry | SKC | Shaker Cherry |
| AWH | Avant Honey | TWL | Tiger Walnut |
| CMB | Clear Maple | WHC | White Chocolate |
| DES | Dark Espresso | WCR | Winter Cherry |

CONSTRUCTION

- **Docking tables:**
 - 1" thick thermally fused laminate surfaces with 2mm thick matching edgeband.
 - Equipped with levelers for uneven surfaces.
 - When square cubes are fully nested, the cubes extend 3" beyond the perimeter of the laminate as an invitation to be pulled out and used again.
- **Overtables:**
 - 1 1/16" thick thermally fused laminate top with matching self edge.
 - 1/2" diameter steel wire legs. Legs include clear polycarbonate glides.
 - Sized to overlap Craft seating.

CRAFT TABLES	MODEL #	DIMENSIONS IN MM W x D x H	WEIGHT LB KG	VOLUME FT ³ MT ³	LIST PRICE
	MVL13021	16 x 26 x 19 406 x 660 x 483	16.5 7.48	1.2 0.03	\$433
Rectangular Overtable	Lightweight table designed to overlap Craft seating units on pages 27-28. Shipped easy to assemble in 1 carton.				
	MVL13022	5.25-16 x 26 x 19 133-406 x 660 x 483	12.5 5.67	1.2 0.03	\$402
Wedge Overtable	Lightweight table designed to overlap Craft seating units on pages 27-28. Top tapers from 16" at the wide end to 5.25" at the narrow end. Shipped easy to assemble in 1 carton.				
	ML35SCDK	35 x 35 x 19.5 889 x 889 x 495	78 35.38	2.2 0.06	\$400
Square Cube Docking Table	Provides nesting space for four MVL13007 (round) or MVL13012 (square) Craft units. Assembly required.				
	ML2418CDK	24 x 18.2 x 19.5 610 x 462 x 495	53 24.04	2.1 0.05	\$285
Single Docking Table	Provides nesting space for one MVL13007, MVL13012 or MVL13011 Craft units. Shipped assembled.				


CRAFT TABLES	MODEL #	DIMENSIONS ^{IN} _{MM}	WEIGHT ^{LB} _{KG}	VOLUME ^{FT³} _{MT³}	LIST PRICE
	W x D x H				
	ML2420CDKP	24 x 20.5 x 19.5	55	2.1	\$296
		610 x 521 x 495	24.95	0.05	

Single Docking Table with cutout

Provides nesting space for one MVL13007, MVL13012 or MVL13011 Craft units. Inset back to hide cables and cut out designed to accept mini power model MVCOVSM2(S/B) OR MVCOV1U(S/B) ordered separately. Shipped assembled.

POWER / DATA

MVCOVSM2B	2.25 x 3.75 x 3.12 57 x 95 x 791.07	2.35 0.01	0.5	\$275
MVCOVSM2S	2.25 x 3.75 x 3.12 57 x 95 x 791.07	2.35 0.01	0.5	\$275



Mini Power Block



Mini Power/USB Block

With USB Block				
MVCOV1UB	2.25 x 3.75 x 3.12 57 x 95 x 791.07	2.35 0.01	0.5	\$433
MVCOV1US	2.25 x 3.75 x 3.12 57 x 95 x 791.07	2.35 0.01	0.5	\$433

Designed to retrofit into an existing grommet cut-out to bring power to the desktop. Fits in 3.27" x 1.9" cut-out (FOG, POG) and mounts to 0.5" to 2" thick surface. ETL listed. Available in Black (B) or Silver (S) as indicated by last character of model number. 9' power cord with 90° flat plug with 45° rotation.

MVCOVSM2B/S includes two 12A, 120 VAC spill resistant power receptacles.

MVCOV1UB/S includes one 12A, 120 VAC spill resistant power receptacle and two 2.1A (11W) USB charging ports.

DANIO



model MVL2720



model MVL2721

STANDARD FEATURES

- Canadian made task chairs.
- Hinged auto-adjust back with scuff resistant outer shroud.
- Thick foam and decorative stitch details.
- Standard with height adjustable T-arms with durable self-skinned urethane (SSU) armcaps (except armless models).
- Height adjustable chair is equipped with an adjustable Chrome footrest.
- Dual wheel carpet casters (C65) are standard.
- Can be upholstered in all Global grade 1 seating textiles with the exception of Luxhide (see page 144).
- Compliant with the emissions guidelines set by the GREENGUARD Environmental Institute.
- Limited Lifetime Warranty (5-year exceptions apply - see page 148).
- Weight capacity for this series is 300 lbs.

CHAIR ADJUSTMENTS

- Height adjustable back.
- Pneumatic seat height adjustment.
- Seat depth adjustment.

OPTIONAL FEATURES

- For hard surface flooring casters, please specify (C65R). Add \$18/set.

DESCRIPTION

MODEL# / FEATURES



Armless Task

Unit weight: 21 LB | 9.5 KG
Carton weight: 24 LB | 10.89 KG
Carton volume: 4.9 FT³ | 0.13 MT³

List price							
MVL2720	220						
Fabric							
OVERALL DIMENSIONS			SEAT DIMENSIONS			BACK DIMENSIONS	
W	D	H	W	D	H	W	H
IN 18.5	22.5	34	18.5	16.5-18	16-21	17	16-17.5
MM 470	572	864	470	419-457	406-533	432	406-445
Ergonomic features:							
C, D, E, M, N							



Task w/Arms

Unit weight: 33 LB | 15 KG
Carton weight: 36 LB | 16.33 KG
Carton volume: 5.75 FT³ | 0.16 MT³

List price							
MVL2721	301						
Fabric							
OVERALL DIMENSIONS			SEAT DIMENSIONS			BACK DIMENSIONS	
W	D	H	W	D	H	W	H
IN 24	22.5	34	18.5	16.5-18	16-21	17	16-17.5
MM 610	572	864	470	419-457	406-533	432	406-445
Ergonomic features:							
C, D, E, H, M, N							
		</					



Armless Height Adjustable Task

Unit weight: 33 LB | 15 KG
Carton weight: 37 LB | 16.78 KG
Carton volume: 6.75 FT³ | 0.19 MT³

List price									
MVL2723		385							
Fabric									



Height Adjustable T-Arms - 1 pair

Unit weight: 8 LB | 3.6 KG
Carton weight: 10 LB | 4.54 KG
Carton volume: 1.3 FT³ | 0.03 MT³

List price									
MVL2784		94							

DASH



model OTG11760B

STANDARD FEATURES

- Multi-purpose guest/occasional chair.
- Durable welded four-legged steel frame.
- Black mesh back with Black mesh fabric (MS20) seat.
- Nylon armcaps.
- Generous proportions.
- Compliant with the emissions guidelines set by the GREENGUARD Environmental Institute.
- Shipped knocked down (KD) - easy to assemble.
- Limited Lifetime Warranty (2-year exceptions apply - see page 148).
- Weight capacity for this series is 300 lbs.

DESCRIPTION

MODEL# / FEATURES



Guest Chair, Mesh Back and Uph Seat
Unit weight: 21 LB | 9.5 KG
Carton weight: 26 LB | 11.79 KG
Carton volume: 3.9 FT³ | 0.11 MT³

Ergonomic features:
M, N

List price

OTG11760B

265

OVERALL DIMENSIONS

	W	D	H
IN	23.5	23.5	34
MM	597	597	864

SEAT DIMENSIONS

	W	D	H
IN	19.5	17.5	17.5
MM	495	445	445

BACK DIMENSIONS

	W	H
IN	19	16.5
MM	483	419

RTA 8



1 per carton



DORI 2



model OTG1220B

STANDARD FEATURES

- Multi-purpose stacking chairs.
- Strong welded steel frame in Chrome finish.
- Durable and easy to clean polypropylene back and seat. Available in Black only.
- Armchair has fiberglass reinforced polypropylene arms.
- Stackable up to 5 high on floor.
- Shipped fully assembled.
- Compliant with the emissions guidelines set by the GREENGUARD Environmental Institute.
- Limited Lifetime Warranty (2-year exceptions apply - see page 148).
- Weight capacity for this series is 300 lbs.

DESCRIPTION

MODEL# / FEATURES



Stacking Armchair
Unit weight: 15 LB | 6.8 KG
Carton weight: 17 LB | 7.71 KG
Carton volume: 14.5 FT³ | 0.41 MT³

Stacks 5 high.

List price

OTG1220B

183

OVERALL DIMENSIONS

	W	D	H
IN	22.5	21	30.5
MM	572	533	775

SEAT DIMENSIONS

	W	D	H
IN	16.5	16	16
MM	419	406	406

BACK DIMENSIONS

	W	H
IN	18	15.5
MM	457	394

RTA 00

4 per carton (pricing and specifications are for one chair)



Armless Stacking Chair
Unit weight: 13 LB | 5.9 KG
Carton weight: 15 LB | 6.8 KG
Carton volume: 12.25 FT³ | 0.34 MT³

Stacks 5 high.

List price

OTG1221B

169

OVERALL DIMENSIONS

	W	D	H
IN	18	21	30.5
MM	457	533	775

SEAT DIMENSIONS

	W	D	H
IN	16.5	16	16
MM	419	406	406

BACK DIMENSIONS

	W	H
IN	18	15.5
MM	457	394

RTA 00



4 per carton (pricing and specifications are for one chair)



EOR





model OTG3930B

model OTG3920B

STANDARD FEATURES

- Multi-purpose guest chair.
- Durable steel four-legged frame.
- Contoured back and seat cushions with waterfall seat edge.
- Welcoming soft self-skinned polyurethane armcaps.
- Seat shroud provides a clean overall finish.
- Seating surfaces are upholstered in Black Luxhide bonded leather.
- Mesh back is available in Black only.
- Compliant with the emissions guidelines set by the GREENGUARD Environmental Institute.
- Limited Lifetime Warranty (2-year exceptions apply - see page 148).
- Weight capacity for this series is 300 lbs.

DESCRIPTION	MODEL# / FEATURES									
 Upholstered Guest Chair Unit weight: 26 LB 11.8 KG Carton weight: 31 LB 14.06 KG Carton volume: 4.8 FT³ 0.13 MT³	List price									
	OTG3920B 289									
	OVERALL DIMENSIONS			SEAT DIMENSIONS			BACK DIMENSIONS			
		W	D	H	W	D	H	W	H	
	IN 24 MM 610	24.5 622	34 864	19 483	19 483	19 483	18.5 470	16 406		
Ergonomic features: M, N	RTA 8		courier		1 per carton		GREENGUARD			

 Mesh Back Guest Chair Unit weight: 20 LB 9.1 KG Carton weight: 28 LB 12.7 KG Carton volume: 5.25 FT³ 0.14 MT³	List price									
	OTG3930B 289									
	OVERALL DIMENSIONS			SEAT DIMENSIONS			BACK DIMENSIONS			
		W	D	H	W	D	H	W	H	
	IN 24.75 MM 629	24 610	34.25 870	19 483	19 483	19 483	18 457	17 432		
Ergonomic features: M, N	RTA 8		courier		1 per carton		GREENGUARD			

FLINT



model OTG10930

STANDARD FEATURES

- Mesh back synchro-tilter chair.
- Unique translucent grid offers additional support and a distinct look.
- Standard with height adjustable T-arms with self-skinned urethane (SSU) armcaps.
- Black base with dual wheel carpet casters (C1) is standard.
- Seat is upholstered in Black, Quilt (QL10) with Black mesh back.
- Compliant with the emissions guidelines set by the GREENGUARD Environmental Institute.
- Limited Lifetime Warranty (2-year exceptions apply - see page 148).
- Weight capacity for this series is 300 lbs.

CHAIR ADJUSTMENTS

- Synchro tilt with upright position tilt lock.
- Tilt tension adjustment.
- Pneumatic seat height adjustment.

OPTIONAL FEATURES


- Hard surface flooring casters (**C65R**) can be purchased separately. Add \$84/set.

DESCRIPTION

MODEL# / FEATURES



High Back Synchro-Tilter
Unit weight: 32 LB | 14.5 KG
Carton weight: 42 LB | 19.05 KG
Carton volume: 4.1 FT³ | 0.11 MT³

List price								
OTG10930	423							
OVERALL DIMENSIONS				SEAT DIMENSIONS			BACK DIMENSIONS	
	W	D	H	W	D	H	W	H
IN	25.5	23	40	19.5	17.5	17-21	18	21
MM	648	584	1016	495	445	432-533	457	533
Ergonomic features:								
A, B, C, H, L, M, N		RTA 2	courier	1 per carton				

FORMAT



model MVL3191



model MVL3192

STANDARD FEATURES

- Synchro-tilter chairs with mesh back and upholstered seat. Canadian made.
- Standard with height and width adjustable arms with soft self-skinned urethane (SSU) armcaps that slide forward and backward.
- Dual wheel carpet casters (C1) are standard.
- Air flow mesh back is available in Black only.
- Seating surface can be upholstered in Luxhide bonded leather, in various colors or in all Global grade 1 seating textiles (see page 144).
- MVL3192 features an adjustable headrest which tilts and moves up and down to fit comfortably into the curve of the neck.
- Compliant with the emissions guidelines set by the GREENGUARD Environmental Institute.
- Limited Lifetime Warranty (5-year exceptions apply - see page 148).
- Weight capacity for this series is 300 lbs.

CHAIR ADJUSTMENTS




- Synchro tilt with upright position tilt lock.
- Tilt tension adjustment.
- Ratchet back height and headrest adjustment.
- Pneumatic seat height adjustment.

OPTIONAL FEATURES

- For hard surface flooring casters, please specify **(C9R)**. Add \$18/set.

ALTERNATE TEXTILE OPTIONS

- Graded-in textiles are available (seat only). No minimum quantities. Contact Customer Service for pricing.

DESCRIPTION	MODEL# / FEATURES									
	List price									
	MVL3191		556							
	Luxhide bonded leather or fabric (previously MVL3191F)									
	OVERALL DIMENSIONS			SEAT DIMENSIONS			BACK DIMENSIONS			
	W	D	H	W	D	H	W	H		
IN	24.5	23	43	19.5	17.5	16-21	17.5	23-25.5		
MM	622	584	1092	495	445	406-533	445	584-648		
Ergonomic features:		RTA 2		courier	1 per carton		CANADA	CERTIFIED		
A, B, C, D, H, L, M, N, Q										
	List price									
	MVL3192		618							
	Luxhide bonded leather or fabric (previously MVL3192F)									
	OVERALL DIMENSIONS			SEAT DIMENSIONS			BACK DIMENSIONS			
	W	D	H	W	D	H	W	H		
IN	24.5	23	50.5	19.5	17.5	16-21	17.5	30-32.5		
MM	622	584	1283	495	445	406-533	445	762-826		
Ergonomic features:		RTA 2		courier	1 per carton		CANADA	CERTIFIED		
A, B, C, D, H, L, M, N, Q										
	List price									
	MVL3196		63							
	OVERALL DIMENSIONS			SEAT DIMENSIONS			BACK DIMENSIONS			
	W	D	H	W	D	H	W	H		
	IN	11.25	4.5	9	-	-	-	-	-	
MM	286	114	229	-	-	-	-	-		
Easily attaches to MVL3191.		RTA 00		courier	1 per carton		CANADA	CERTIFIED		
Available in Black mesh only.										

FULL-TIME



model MVL2900

STANDARD FEATURES

- Canadian made, ergonomic seating.
- Extra thick seat foam and contoured back.
- Standard with height and width adjustable arms with self-skinned urethane (SSU) armcaps.
- Dual wheel carpet casters (C65) are standard.
- Can be upholstered in all Global grade 1 seating textiles with the exception of Luxhide (see page 144).
- Compliant with the emissions guidelines set by the GREENGUARD Environmental Institute.
- Limited Lifetime Warranty (5-year exceptions apply - see page 148).
- Weight capacity for this series is 300 lbs.

CHAIR ADJUSTMENTS


- Multi-tilter with infinite position tilt lock.
- Infinite position back and seat angle adjustments, including forward tilt.
- Back height adjustment.
- Pneumatic seat height adjustment.

OPTIONAL FEATURES

- For hard surface flooring casters, please specify **(C65R)**. Add \$18/set.
- For optional sliding seat depth adjustment, please specify **(MD)**. Add \$28.

ALTERNATE TEXTILE OPTIONS

- Graded-in textiles are available. No minimum quantities. Contact Customer Service for pricing.

DESCRIPTION		MODEL# / FEATURES									
 <p>Medium Back Multi-Tilter Unit weight: 50 LB 22.7 KG Carton weight: 56 LB 25.4 KG Carton volume: 9.75 FT³ 0.27 MT³</p>	List price										
	MVL2900		511								
	Fabric										
		OVERALL DIMENSIONS			SEAT DIMENSIONS			BACK DIMENSIONS			
		W	D	H	W	D	H	W	H		
		IN	24.5	25	41	19.5	19	17.5-21.5	20	20-22	
		MM	622	635	1041	495	483	445-546	508	508-559	
		Ergonomic features: A, B, C, D, F, G, H, M, N, Q									
		RTA 2		courier		1 per carton		CANADA REGISTERED PATENT		GREENGUARD	

GENNEX



model OTG11340



model OTG11341

STANDARD FEATURES

- Multi-purpose guest/nesting chairs feature a flip up seat allowing chairs to stack horizontally.
- Durable Black steel frame.
- Black mesh back.
- Models with arms or without arms are available. Armchair features Black polyurethane armcaps.
- Dual wheel carpet casters are standard.
- Seat can be upholstered in all Global grade 1 seating textiles or in Luxhide bonded leather (see page 144).
- Compliant with the emissions guidelines set by the GREENGUARD Environmental Institute.
- Limited Lifetime Warranty (5-year exceptions apply - see page 148).
- Weight capacity for this series is 300 lbs.

OPTIONAL FEATURES

- Hard surface flooring casters (**C9RSET4**) can be purchased separately. Add \$67/set.

ALTERNATE TEXTILE OPTIONS

- Graded-in textiles are available (seat only). No minimum quantities. Contact Customer Service for pricing.

DESCRIPTION

MODEL# / FEATURES



Nesting Guest Armchair w/Casters, Mesh Back and Uph Seat




Unit weight: 24 LB | 10.9 KG
Carton weight: 29 LB | 13.15 KG
Carton volume: 15.75 FT³ | 0.44 MT³

Ergonomic features:
M, N

List price

OTG11340

448

OVERALL DIMENSIONS			SEAT DIMENSIONS			BACK DIMENSIONS		
	W	D	H	W	D	H	W	H
IN	25.5	22	33	17.5	16.5	20.5	17	15
MM	648	559	838	445	419	521	432	381
					 2 per carton			



Armless Nesting Guest Chair w/Casters, Mesh Back and Uph Seat




Unit weight: 21 LB | 9.5 KG
Carton weight: 25.5 LB | 11.57 KG
Carton volume: 13.25 FT³ | 0.37 MT³

Ergonomic features:
M, N

List price

OTG11341

403

OVERALL DIMENSIONS				SEAT DIMENSIONS			BACK DIMENSIONS	
	W	D	H	W	D	H	W	H
IN	22	22	33	17.5	16.5	20.5	17	15
MM	559	559	838	445	419	521	432	381
			 2 per carton					

GEO



model OTG11641B

STANDARD FEATURES

- Value priced, quality mesh seating.
- Scuff resistant arched base.
- Standard with height adjustable arms with durable self-skinned urethane (SSU) armcaps (except armless and tilter chairs).
- Tilter chair features fixed loop style polypropylene arms.
- Dual wheel carpet casters (C65) are standard.
- All models have a Black mesh back.
- Seat is upholstered in Black mesh fabric (MS20).
- Compliant with the emissions guidelines set by the GREENGUARD Environmental Institute.
- Limited Lifetime Warranty (2-year exceptions apply - see page 148).
- Weight capacity for this series is 300 lbs.

CHAIR ADJUSTMENTS

- **Tilter chair**
 - Center tilt with upright position tilt lock.
 - Tilt tension adjustment.
 - Pneumatic seat height adjustment.
- **Synchro-tilter chair**
 - Synchro tilt with upright position tilt lock.
 - Tilt tension adjustment.
 - Pneumatic seat height adjustment.
- **Task chair**
 - Task mechanism.
 - Pneumatic seat height adjustment.
- **Height adjustable chair**
 - Task mechanism.
 - Height adjustable Chrome footrest.
 - Pneumatic seat height adjustment.

OPTIONAL FEATURES

- Hard surface flooring casters (**C65R**) can be purchased separately. Add \$84/set.

DESCRIPTION

MODEL# / FEATURES



LB Tilter, Mesh Back and Uph Seat
Unit weight: 26 LB | 11.8 KG
Carton weight: 30 LB | 13.61 KG
Carton volume: 3.75 FT³ | 0.1 MT³

List price
OTG11636B 333
Black mesh fabric

OVERALL DIMENSIONS			SEAT DIMENSIONS			BACK DIMENSIONS	
W	D	H	W	D	H	W	H
IN 22	21	38	18.5	16.5	16.5-20.5	17.5	19
MM 559	533	965	470	419	419-521	445	483

Ergonomic features: A, B, C, M, N, S

RTA 8 courier 1 per carton

GREENGUARD



HB Synchro-Tilter, Mesh Back and Uph Seat
Unit weight: 38 LB | 17.3 KG
Carton weight: 43 LB | 19.5 KG
Carton volume: 4.75 FT³ | 0.13 MT³

List price
OTG11641B 520
Black mesh fabric

OVERALL DIMENSIONS			SEAT DIMENSIONS			BACK DIMENSIONS	
W	D	H	W	D	H	W	H
IN 25	23	43	20	17.5	16-20	18	25
MM 635	584	1092	508	445	406-508	457	635

Ergonomic features: A, B, C, H, L, M, N

RTA 8 courier 1 per carton

GREENGUARD



LB Armless Task, Mesh Back and Uph Seat
Unit weight: 25 LB | 11.4 KG
Carton weight: 30 LB | 13.61 KG
Carton volume: 3.75 FT³ | 0.1 MT³

List price
OTG11642B 281
Black mesh fabric

OVERALL DIMENSIONS			SEAT DIMENSIONS			BACK DIMENSIONS	
W	D	H	W	D	H	W	H
IN 19	20	37	19	17	15.5-20.5	17	19
MM 483	508	940	483	432	394-521	432	483

Ergonomic features: C, M, N

RTA 8 courier 1 per carton

GREENGUARD



LB Height Adjustable Task, Mesh Back and Uph Seat
Unit weight: 37 LB | 16.8 KG
Carton weight: 42 LB | 19.05 KG
Carton volume: 6 FT³ | 0.16 MT³



List price
OTG11678B 514
Black mesh fabric

OVERALL DIMENSIONS			SEAT DIMENSIONS			BACK DIMENSIONS	
W	D	H	W	D	H	W	H
IN 25.5	22	46	19	17	22-32	17.5	20
MM 648	559	1168	483	432	559-813	445	508

Ergonomic features: C, H, M, N

RTA 8 courier 1 per carton

GREENGUARD

DESCRIPTION	MODEL# / FEATURES								
		List price							
	MVL2810	94							
Height Adjustable Arms for OTG11642B - 1 pair Unit weight: 8 LB 3.6 KG Carton weight: 10 LB 4.54 KG Carton volume: 1.3 FT³ 0.03 MT³	OVERALL DIMENSIONS			SEAT DIMENSIONS			BACK DIMENSIONS		
		W	D	H		W	D	H	
	IN	3	10	12	-	-	-	-	-
	MM	76	254	305	-	-	-	-	-
	RTA 00				1 pair per carton (pricing is for the pair, specifications are for one arm)				

HARDY



model OTG13080

STANDARD FEATURES



- Light lounge swivel chair.
- Aluminum base with Chrome finished cylinder
- Black nylon glides are standard on model OTG13080.
- Dual wheel casters are standard on model OTG13081. Acceptable for use on hard surface flooring.
- Can be upholstered in all Global grade 1 seating textiles or in Luxhide bonded leather (see page 144).
- Limited Lifetime Warranty (5-year exceptions apply - see page 148).
- Weight capacity for this series is 300 lbs.

CHAIR ADJUSTMENTS

- Pneumatic seat height adjustment.

ALTERNATE TEXTILE OPTIONS

- Graded-in textiles are available. No minimum quantities. Contact Customer Service for pricing.

DESCRIPTION	MODEL# / FEATURES									
 Swivel Lounge w/Glides Unit weight: 27 LB 12.3 KG Carton weight: 32 LB 14.51 KG Carton volume: 9.25 FT³ 0.26 MT³	List price									
	OTG13080 803									
	OVERALL DIMENSIONS			SEAT DIMENSIONS			BACK DIMENSIONS			
		W	D	H	W	D	H	W	H	
	IN	25	26	33	15.5	17.5	16.5-20.5	14	14.5	
	MM	635	660	838	394	445	419-521	356	368	
	Ergonomic features: C, M, N									
 Swivel Lounge w/Casters Unit weight: 27 LB 12.3 KG Carton weight: 32 LB 14.51 KG Carton volume: 9.25 FT³ 0.26 MT³	List price									
	OTG13081 803									
	OVERALL DIMENSIONS			SEAT DIMENSIONS			BACK DIMENSIONS			
		W	D	H	W	D	H	W	H	
	IN	25	26	33	15.5	17.5	16.5-20.5	14	14.5	
	MM	635	660	838	394	445	419-521	356	368	
	Ergonomic features: C, M, N									

IBEX



model MVL2801



model MVL2814



model MVL2807



model MVL2809

STANDARD FEATURES

- Ergonomic mesh seating designed to promote good posture and provide maximum comfort. Designed by Zooey Chu, Canadian made.
- Available with four different mechanism options: synchro-tilter, multi-tilter, tilter and task. Height adjustable chairs available with task mechanism only.
- Standard with height adjustable T-arms with self-skinned urethane (SSU) armcaps (except armless and guest chairs).
- Dual wheel carpet casters (C1) are standard (except four-legged guest chairs).
- Guest chairs have polymer armcaps (except armless models), a welded steel wall saver frame and are shipped fully assembled.
- Mesh back and mesh seat models can only be upholstered in Black mesh (MS69).
- Mesh back and upholstered seat models: Mesh back is available in Black (MS69) only and seating surface can be upholstered in Luxhide bonded leather (various colors) or in all Global grade 1 seating textiles (see page 144).
- Compliant with the emissions guidelines set by the GREENGUARD Environmental Institute.
- Limited Lifetime Warranty (5-year exceptions apply - see page 148).
- Weight capacity for this series is 300 lbs.

OPTIONAL FEATURES

- For hard surface flooring casters, please specify (C9R). Add \$18/set.
- For optional sliding seat depth adjustment on multi-tilter chairs, please specify (MD). Add \$28.

ALTERNATE TEXTILE OPTIONS

- Graded-in textiles are available (seat only). No minimum quantities. Contact Customer Service for pricing.

CHAIR ADJUSTMENTS

- Synchro-tilter chairs**
 - Synchro tilt with multi-position tilt lock.
 - Tilt tension adjustment.
 - Adjustable lumbar support.
 - Pneumatic seat height adjustment.
- Multi-tilter chairs**
 - Infinite position tilt lock.
 - Tilt tension adjustment.
 - Infinite back and seat angle adjustment.
 - Adjustable lumbar support.
 - Pneumatic seat height adjustment.
- Tilter chairs**
 - Center tilt with upright position tilt lock.
 - Tilt tension adjustment.
 - Seat depth adjustment.
 - Adjustable lumbar support.
 - Pneumatic seat height adjustment.
- Task chairs**
 - Seat depth adjustment.
 - Adjustable lumbar support.
 - Pneumatic seat height adjustment.
- Height adjustable chairs**
 - Task mechanism.
 - Adjustable lumbar support.
 - Pneumatic seat height adjustment.
 - Height adjustable Chrome footrest.

DESCRIPTION

MODEL# / FEATURES




Synchro-Tilter, Mesh Back and Uph Seat

Unit weight: 42 LB | 19.1 KG
Carton weight: 51 LB | 23.13 KG
Carton volume: 10.5 FT³ | 0.29 MT³

List price
MVL2801 576
Luxhide bonded leather or fabric (previously MVL2801F)

Ergonomic features:
A, B, C, D, H, L, M, N

OVERALL DIMENSIONS			SEAT DIMENSIONS			BACK DIMENSIONS	
	W	D	H	W	D	H	
IN	26	26.5	39.5	20	18.5	16.5-21.5	19.5
MM	660	673	1003	508	470	419-546	495



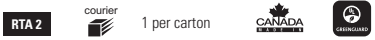
Multi-Tilter, Mesh Back and Uph Seat

























Unit weight: 47 LB | 21.4 KG
Carton weight: 56 LB | 25.4 KG
Carton volume: 10.5 FT³ | 0.29 MT³
















List price
MVL2803 629
Luxhide bonded leather or fabric (previously MVL2803F)






Ergonomic features:
A, B, C, D, F, G, H, M, N, S





















OVERALL DIMENSIONS			SEAT DIMENSIONS			BACK DIMENSIONS	
	W	D	H	W	D	H	
IN	26	27	39.5	20	18.5	17.5-22.5	19.5
MM	660	686	1003	508	470	445-572	495



DESCRIPTION		MODEL# / FEATURES	
		List price	
	MVL2804 Luxhide bonded leather or fabric (previously MVL2804F)	551	
Tilter, Mesh Back and Uph Seat Unit weight: 40 LB 18.2 KG Carton weight: 49 LB 22.23 KG Carton volume: 10.5 FT³ 0.29 MT³			
	Ergonomic features: A, B, C, D, E, H, M, N, S		 1 per carton  
		List price	
	MVL2806 Luxhide bonded leather or fabric (previously MVL2806F)	501	
Task, Mesh Back and Uph Seat Unit weight: 32 LB 14.5 KG Carton weight: 41 LB 18.6 KG Carton volume: 10.5 FT³ 0.29 MT³			
	Ergonomic features: C, D, E, H, M, N		 1 per carton  
		List price	
	MVL2807 Luxhide bonded leather or fabric (previously MVL2807F)	575	
Armless Height Adjustable, Mesh Back and Uph Seat Unit weight: 31 LB 14.1 KG Carton weight: 40 LB 18.14 KG Carton volume: 10.5 FT³ 0.29 MT³			
	Ergonomic features: C, D, M, N		 1 per carton  
		List price	
	MVL2808 Luxhide bonded leather or fabric (previously MVL2808F)	671	
Height Adjustable w/Arms, Mesh Back and Uph Seat Unit weight: 37 LB 16.8 KG Carton weight: 46 LB 20.87 KG Carton volume: 10.5 FT³ 0.29 MT³			
	Ergonomic features: C, D, H, M, N		 1 per carton  
		List price	
	MVL2809 Luxhide bonded leather or fabric (previously MVL2809F)	424	
Guest Chair, Mesh Back and Uph Seat Unit weight: 20 LB 9.1 KG Carton weight: 26 LB 11.79 KG Carton volume: 13.5 FT³ 0.38 MT³			
	Stacks 5 high.		
	Ergonomic features: M, N		1 per carton  

DESCRIPTION		MODEL# / FEATURES	
	List price		
	MVL2809C	513	
	Luxhide bonded leather or fabric (previously MVL2809CF)		
Guest Chair w/Casters, Mesh Back and Uph Seat Unit weight: 20 LB 9.1 KG Carton weight: 26 LB 11.79 KG Carton volume: 13.5 FT³ 0.38 MT³			
	Ergonomic features: M, N		
	RTA 00		
	1 per carton		
	 		
	List price		
	MVL2811	654	
	Luxhide bonded leather or fabric (previously MVL2811F)		
Synchro-Tilter, Uph Back and Seat Unit weight: 42 LB 19.1 KG Carton weight: 51 LB 23.13 KG Carton volume: 10.5 FT³ 0.29 MT³			
	Ergonomic features: A, B, C, D, H, L, M, N		
	RTA 2		
	courier		
	1 per carton		
 			
	List price		
	MVL2813	708	
	Luxhide bonded leather or fabric (previously MVL2813F)		
Multi-Tilter, Uph Back and Seat Unit weight: 47 LB 21.4 KG Carton weight: 56 LB 25.4 KG Carton volume: 10.5 FT³ 0.29 MT³			
	Ergonomic features: A, B, C, D, F, G, H, M, N, S		
	RTA 2		
	courier		
	1 per carton		
 			
	List price		
	MVL2814	628	
	Luxhide bonded leather or fabric (previously MVL2814F)		
Tilter, Uph Back and Seat Unit weight: 40 LB 18.2 KG Carton weight: 49 LB 22.23 KG Carton volume: 10.5 FT³ 0.29 MT³			
	Ergonomic features: A, B, C, D, E, H, M, N, S		
	RTA 2		
	courier		
	1 per carton		
 			
	List price		
	MVL2816	580	
	Luxhide bonded leather or fabric (previously MVL2816F)		
Task, Uph Back and Seat Unit weight: 32 LB 14.5 KG Carton weight: 41 LB 18.6 KG Carton volume: 10.5 FT³ 0.29 MT³			
	Ergonomic features: C, D, E, H, M, N		
	RTA 2		
	courier		
	1 per carton		
 			

DESCRIPTION	MODEL# / FEATURES									
	List price									
	MVL2817 652 Luxhide bonded leather or fabric (previously MVL2817F)									
	OVERALL DIMENSIONS W D H			SEAT DIMENSIONS W D H			BACK DIMENSIONS W H			
	IN 20 MM 508	26.5 673	48 1219	20 508	18.5 470	23-33 584-838	19.5 495	20.5 521		
Armless Height Adjustable, Uph Back and Seat Unit weight: 31 LB 14.1 KG Carton weight: 40 LB 18.14 KG Carton volume: 10.5 FT³ 0.29 MT³	Ergonomic features: C, D, M, N									
	RTA 2			courier		1 per carton		CANADA FACTORY TESTED ASSEMBLED		CERTIFIED
	List price									
	MVL2818 747 Luxhide bonded leather or fabric (previously MVL2818F)									
	OVERALL DIMENSIONS W D H			SEAT DIMENSIONS W D H			BACK DIMENSIONS W H			
	IN 26 MM 660	26.5 673	48 1219	20 508	18.5 470	23-33 584-838	19.5 495	20.5 521		
Height Adjustable w/Arms, Uph Back and Seat Unit weight: 37 LB 16.8 KG Carton weight: 46 LB 20.87 KG Carton volume: 10.5 FT³ 0.29 MT³	Ergonomic features: C, D, H, M, N									
	RTA 2			courier		1 per carton		CANADA FACTORY TESTED ASSEMBLED		CERTIFIED
	List price									
	MVL2819 498 Luxhide bonded leather or fabric (previously MVL2819F)									
	Stacks 5 high.									
	OVERALL DIMENSIONS W D H			SEAT DIMENSIONS W D H			BACK DIMENSIONS W H			
	IN 25.25 MM 641	24 610	34.5 876	19.5 495	18 457	17.5 445	19 483	17 432		
Guest Chair, Uph Back and Seat Unit weight: 20 LB 9.1 KG Carton weight: 26 LB 11.79 KG Carton volume: 13.5 FT³ 0.38 MT³	Back exterior upholstered in Jenny, Ebony (JN02).									
	RTA 00			1 per carton		CANADA FACTORY TESTED ASSEMBLED		CERTIFIED		
	List price									
	MVL2819C 583 Luxhide bonded leather or fabric (previously MVL2819CF)									
	OVERALL DIMENSIONS W D H			SEAT DIMENSIONS W D H			BACK DIMENSIONS W H			
	IN 25.25 MM 641	24 610	34.5 876	19.5 495	18 457	17.5 445	19 483	17 432		
Guest Chair w/Casters, Uph Back and Seat Unit weight: 42 LB 9.1 KG Carton weight: 26 LB 11.79 KG Carton volume: 13.5 FT³ 0.38 MT³	Back exterior upholstered in Jenny, Ebony (JN02).									
	RTA 00			1 per carton		CANADA FACTORY TESTED ASSEMBLED		CERTIFIED		
	List price									
	MVL2821 686 Black mesh									
	OVERALL DIMENSIONS W D H			SEAT DIMENSIONS W D H			BACK DIMENSIONS W H			
	IN 26 MM 660	26.5 673	39.5 1003	20 508	18.5 470	16.5-21.5 419-546	19.5 495	20.5 521		
Synchro-Tilter, Mesh Back and Seat Unit weight: 42 LB 19.1 KG Carton weight: 51 LB 23.13 KG Carton volume: 10.5 FT³ 0.29 MT³	Ergonomic features: A, B, C, D, H, L, M									
	RTA 2			courier		1 per carton		ENGINEERED TESTED ASSEMBLED CANADA FACTORY TESTED ASSEMBLED		CERTIFIED

DESCRIPTION		MODEL# / FEATURES																																	
	Multi-Tilter, Mesh Back and Seat Unit weight: 47 LB 21.4 KG Carton weight: 56 LB 25.4 KG Carton volume: 10.5 FT³ 0.29 MT³	List price																																	
		MVL2823 Black mesh	738																																
		<table><tr><th colspan="3">OVERALL DIMENSIONS</th><th colspan="3">SEAT DIMENSIONS</th><th colspan="2">BACK DIMENSIONS</th></tr><tr><th>W</th><th>D</th><th>H</th><th>W</th><th>D</th><th>H</th><th>W</th><th>H</th></tr><tr><td>IN 26</td><td>27</td><td>39.5</td><td>20</td><td>18.5</td><td>17.5-22.5</td><td>19.5</td><td>20</td></tr><tr><td>MM 660</td><td>686</td><td>1003</td><td>508</td><td>470</td><td>445-572</td><td>495</td><td>508</td></tr></table>		OVERALL DIMENSIONS			SEAT DIMENSIONS			BACK DIMENSIONS		W	D	H	W	D	H	W	H	IN 26	27	39.5	20	18.5	17.5-22.5	19.5	20	MM 660	686	1003	508	470	445-572	495	508
		OVERALL DIMENSIONS			SEAT DIMENSIONS			BACK DIMENSIONS																											
		W	D	H	W	D	H	W	H																										
IN 26	27	39.5	20	18.5	17.5-22.5	19.5	20																												
MM 660	686	1003	508	470	445-572	495	508																												
Ergonomic features: A, B, C, D, F, G, H, M, S																																			
<div>RTA 2</div> <div> 1 per carton</div> <div></div>																																			
	Tilter, Mesh Back and Seat Unit weight: 40 LB 18.2 KG Carton weight: 49 LB 22.23 KG Carton volume: 10.5 FT³ 0.29 MT³	List price																																	
		MVL2824 Black mesh	659																																
		<table><tr><th colspan="3">OVERALL DIMENSIONS</th><th colspan="3">SEAT DIMENSIONS</th><th colspan="2">BACK DIMENSIONS</th></tr><tr><th>W</th><th>D</th><th>H</th><th>W</th><th>D</th><th>H</th><th>W</th><th>H</th></tr><tr><td>IN 26</td><td>26.5</td><td>38.5</td><td>20</td><td>18.5</td><td>16.5-21.5</td><td>19.5</td><td>20.5</td></tr><tr><td>MM 660</td><td>673</td><td>978</td><td>508</td><td>470</td><td>419-546</td><td>495</td><td>521</td></tr></table>		OVERALL DIMENSIONS			SEAT DIMENSIONS			BACK DIMENSIONS		W	D	H	W	D	H	W	H	IN 26	26.5	38.5	20	18.5	16.5-21.5	19.5	20.5	MM 660	673	978	508	470	419-546	495	521
		OVERALL DIMENSIONS			SEAT DIMENSIONS			BACK DIMENSIONS																											
		W	D	H	W	D	H	W	H																										
IN 26	26.5	38.5	20	18.5	16.5-21.5	19.5	20.5																												
MM 660	673	978	508	470	419-546	495	521																												
Ergonomic features: A, B, C, D, E, H, M, S																																			
<div>RTA 2</div> <div> 1 per carton</div> <div></div>																																			
	Task, Mesh Back and Seat Unit weight: 32 LB 14.5 KG Carton weight: 41 LB 18.6 KG Carton volume: 10.5 FT³ 0.29 MT³	List price																																	
		MVL2826 Black mesh	612																																
		<table><tr><th colspan="3">OVERALL DIMENSIONS</th><th colspan="3">SEAT DIMENSIONS</th><th colspan="2">BACK DIMENSIONS</th></tr><tr><th>W</th><th>D</th><th>H</th><th>W</th><th>D</th><th>H</th><th>W</th><th>H</th></tr><tr><td>IN 26</td><td>26.5</td><td>37</td><td>20</td><td>18.5</td><td>16-21</td><td>19.5</td><td>20.5</td></tr><tr><td>MM 660</td><td>673</td><td>940</td><td>508</td><td>470</td><td>406-533</td><td>495</td><td>521</td></tr></table>		OVERALL DIMENSIONS			SEAT DIMENSIONS			BACK DIMENSIONS		W	D	H	W	D	H	W	H	IN 26	26.5	37	20	18.5	16-21	19.5	20.5	MM 660	673	940	508	470	406-533	495	521
		OVERALL DIMENSIONS			SEAT DIMENSIONS			BACK DIMENSIONS																											
		W	D	H	W	D	H	W	H																										
IN 26	26.5	37	20	18.5	16-21	19.5	20.5																												
MM 660	673	940	508	470	406-533	495	521																												
Ergonomic features: C, D, E, H, M																																			
<div>RTA 2</div> <div> 1 per carton</div> <div></div>																																			
	Armless Height Adjustable, Mesh Back and Seat Unit weight: 31 LB 14.1 KG Carton weight: 40 LB 18.14 KG Carton volume: 10.5 FT³ 0.29 MT³	List price																																	
		MVL2827 Black mesh	684																																
		<table><tr><th colspan="3">OVERALL DIMENSIONS</th><th colspan="3">SEAT DIMENSIONS</th><th colspan="2">BACK DIMENSIONS</th></tr><tr><th>W</th><th>D</th><th>H</th><th>W</th><th>D</th><th>H</th><th>W</th><th>H</th></tr><tr><td>IN 20</td><td>26.5</td><td>48</td><td>20</td><td>18.5</td><td>23-33</td><td>19.5</td><td>20.5</td></tr><tr><td>MM 508</td><td>673</td><td>1219</td><td>508</td><td>470</td><td>584-838</td><td>495</td><td>521</td></tr></table>		OVERALL DIMENSIONS			SEAT DIMENSIONS			BACK DIMENSIONS		W	D	H	W	D	H	W	H	IN 20	26.5	48	20	18.5	23-33	19.5	20.5	MM 508	673	1219	508	470	584-838	495	521
		OVERALL DIMENSIONS			SEAT DIMENSIONS			BACK DIMENSIONS																											
		W	D	H	W	D	H	W	H																										
IN 20	26.5	48	20	18.5	23-33	19.5	20.5																												
MM 508	673	1219	508	470	584-838	495	521																												
Ergonomic features: C, D, M																																			
<div>RTA 2</div> <div> 1 per carton</div> <div></div>																																			
	Height Adjustable w/Arms, Mesh Back and Seat Unit weight: 37 LB 16.8 KG Carton weight: 46 LB 20.87 KG Carton volume: 10.5 FT³ 0.29 MT³	List price																																	
		MVL2828 Black mesh	778																																
		<table><tr><th colspan="3">OVERALL DIMENSIONS</th><th colspan="3">SEAT DIMENSIONS</th><th colspan="2">BACK DIMENSIONS</th></tr><tr><th>W</th><th>D</th><th>H</th><th>W</th><th>D</th><th>H</th><th>W</th><th>H</th></tr><tr><td>IN 26</td><td>26.5</td><td>48</td><td>20</td><td>18.5</td><td>23-33</td><td>19.5</td><td>20.5</td></tr><tr><td>MM 660</td><td>673</td><td>1219</td><td>508</td><td>470</td><td>584-838</td><td>495</td><td>521</td></tr></table>		OVERALL DIMENSIONS			SEAT DIMENSIONS			BACK DIMENSIONS		W	D	H	W	D	H	W	H	IN 26	26.5	48	20	18.5	23-33	19.5	20.5	MM 660	673	1219	508	470	584-838	495	521
		OVERALL DIMENSIONS			SEAT DIMENSIONS			BACK DIMENSIONS																											
		W	D	H	W	D	H	W	H																										
IN 26	26.5	48	20	18.5	23-33	19.5	20.5																												
MM 660	673	1219	508	470	584-838	495	521																												
Ergonomic features: C, D, H, M																																			
<div>RTA 2</div> <div> 1 per carton</div> <div></div>																																			

46 **Officestogo** officestogo.com | canadian

IONIC BENCHES



model MLUB-2

STANDARD FEATURES

- Upholstered bench with signature H-legs and generous seating area in one, two and three seater options.
- Durable and ideal for open spaces and common areas.
- 2" thick fully upholstered cushions banded on all four sides.
- Cushion is secured to H-legs with T-nuts.
- Can be upholstered in all Global grade 1 seating textiles or in Luxhide bonded leather (see page 144).
- Shipped easy to assemble.
- Limited Lifetime Warranty (5-year exceptions apply - see page 148).
- Weight capacity for this series is 300 lbs.

LEG FINISHES



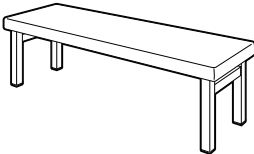
- Legs are painted in a durable Sandtex finish with low profile plastic glides. Available in the following finishes:
BLK Black
DWT Designer White
TUN Tungsten

ALTERNATE TEXTILE OPTIONS

- Graded-in textiles are available. No minimum quantities. Contact Customer Service for pricing.

COMPLEMENTARY COFFEE TABLES

- For Ionic coffee tables, see page 112.

DESCRIPTION	MODEL# / FEATURES
	List price
	MLUB-1 495
	
One Seater Bench Unit weight: 19 LB 8.6 KG Carton weight: 24 LB 10.89 KG Carton volume: 3.4 FT³ 0.09 MT³	
	List price
	MLUB-2 595
	
Two Seater Bench Unit weight: 26 LB 11.8 KG Carton weight: 32 LB 14.51 KG Carton volume: 4.3 FT³ 0.12 MT³	
	List price
	MLUB-3 760
	
Three Seater Bench Unit weight: 43 LB 19.5 KG Carton weight: 51 LB 23.13 KG Carton volume: 5.5 FT³ 0.15 MT³	

OVERALL DIMENSIONS			SEAT DIMENSIONS			BACK DIMENSIONS	
W	D	H	W	D	H	W	H
IN 26.5 MM 673	20.5 521	18 457	-	-	-	-	-
RTA 1	courier	1 cartons	CANADA				

OVERALL DIMENSIONS			SEAT DIMENSIONS			BACK DIMENSIONS	
W	D	H	W	D	H	W	H
IN 42.5 MM 1080	20.5 521	18 457	-	-	-	-	-
RTA 1	courier	1 cartons	CANADA				

OVERALL DIMENSIONS			SEAT DIMENSIONS			BACK DIMENSIONS	
W	D	H	W	D	H	W	H
IN 63.5 MM 1613	20.5 521	18 457	-	-	-	-	-
RTA 1	courier	1 cartons	CANADA				

JAVA



model OTG10902

STANDARD FEATURES

- Tilter chair with durable rear shroud.
- Flared fixed loop arms.
- Black frame and Black spider base.
- Dual wheel carpet casters (C65) are standard.
- Only available in Black mesh fabric (MS20) seat with contrasting Grey mesh back.
- Compliant with the emissions guidelines set by the GREENGUARD Environmental Institute.
- Limited Lifetime Warranty (2-year exceptions apply - see page 148).
- Weight capacity for this series is 300 lbs.

CHAIR ADJUSTMENTS

- Center tilt with upright position tilt lock.
- Tilt tension adjustment.
- Pneumatic seat height adjustment.

OPTIONAL FEATURES

- Hard surface flooring casters (**C65R**) can be purchased separately. Add \$84/set.

DESCRIPTION

MODEL# / FEATURES



High Back Tilter
Unit weight: 23 LB | 10.5 KG
Carton weight: 28 LB | 12.7 KG
Carton volume: 3.4 FT³ | 0.09 MT³

Ergonomic features:
A, B, C, M, N, S

List price

OTG10902

322

OVERALL DIMENSIONS				SEAT DIMENSIONS			BACK DIMENSIONS	
	W	D	H	W	D	H	W	H
IN	24	23	39	19.5	17	17-21	18	20
MM	610	584	991	495	432	432-533	457	508
<div><div>RTA 8</div><div><div><div></div><div></div><div></div></div><div>courier</div></div><div>1 per carton</div></div>				<div><div></div><div>GREENGUARD</div></div>				

KAYSEE



model OTG12112B

STANDARD FEATURES

- Mesh high back tilter chair.
- Standard with height adjustable T-arms with self-skinned urethane (SSU) armcaps.
- Black base with dual wheel carpet casters (C1) are standard.
- Only available with Black Luxhide bonded leather seat and Black mesh back.
- Compliant with the emissions guidelines set by the GREENGUARD Environmental Institute.
- Limited Lifetime Warranty (2-year exceptions apply - see page 148).
- Weight capacity for this series is 300 lbs.

CHAIR ADJUSTMENTS

- Center tilt with upright position tilt lock.
- Tilt tension adjustment.
- Height adjustable flexible lumbar support.
- Pneumatic seat height adjustment.

OPTIONAL FEATURES

- Hard surface flooring casters (**C9R**) can be purchased separately. Add \$84/set.

DESCRIPTION

MODEL# / FEATURES



High Back Tilter

Unit weight: 34 LB | 15.5 KG
Carton weight: 40 LB | 18.14 KG
Carton volume: 4.1 FT³ | 0.11 MT³

Ergonomic features:
A, B, C, D, H, L, M, N

List price

OTG12112B

385

OVERALL DIMENSIONS				SEAT DIMENSIONS			BACK DIMENSIONS	
	W	D	H	W	D	H	W	H
IN	25	24	41	20	18	16.5-20.5	18	22
MM	635	610	1041	508	457	419-521	457	559
RTA 8			courier			1 per carton		

KAZAN



model OTG11670B

STANDARD FEATURES

- Unique design by Zooley Chu.
- Comfortable multi-segmented cushions with deep padding.
- Double needle decorative stitch details.
- Fully upholstered arms.
- Dual wheel carpet casters (C65) are standard
- Seating surfaces are upholstered in Black Luxhide bonded leather.
- Compliant with the emissions guidelines set by the GREENGUARD Environmental Institute.
- Limited Lifetime Warranty (2-year exceptions apply - see page 148).
- Weight capacity for this series is 300 lbs.

CHAIR ADJUSTMENTS

- Center tilt with upright position tilt lock.
- Tilt tension adjustment.
- Pneumatic seat height adjustment.

OPTIONAL FEATURES

- Hard surface flooring casters (**C65R**) can be purchased separately. Add \$84/set.

DESCRIPTION

MODEL# / FEATURES



High Back Tilter




Unit weight: 54 LB | 24.5 KG
Carton weight: 60 LB | 27.22 KG
Carton volume: 8 FT³ | 0.22 MT³

Ergonomic features:
A, B, C, M, N, S

List price

OTG11670B

630

OVERALL DIMENSIONS			SEAT DIMENSIONS			BACK DIMENSIONS		
	W	D	H	W	D	H	W	H
IN	25.5	29.5	46	21.5	20	17-21	17.5	27.5
MM	648	749	1168	546	508	432-533	445	699
						1 per carton		
								

KENO



model OTG11657B

STANDARD FEATURES

- Mesh back manager's tilter chair.
- Contoured back with internal lumbar strap provides excellent support.
- Chrome steel base with dual wheel carpet casters (C65) is standard.
- Chrome steel arms with removable armcaps.
- Only available in Black mesh fabric (MS20) seat with Black mesh back.
- Compliant with the emissions guidelines set by the GREENGUARD Environmental Institute.
- Limited Lifetime Warranty (2-year exceptions apply - see page 148).
- Weight capacity for this series is 300 lbs.

CHAIR ADJUSTMENTS

- Center tilt with upright position tilt lock.
- Tilt tension adjustment.
- Pneumatic seat height adjustment.

OPTIONAL FEATURES

- Hard surface flooring casters (**C65R**) can be purchased separately. Add \$84/set.

DESCRIPTION

MODEL# / FEATURES



Tilter, Mesh Back
Unit weight: 35 LB | 15.9 KG
Carton weight: 40 LB | 18.14 KG
Carton volume: 3.9 FT³ | 0.11 MT³

OTG11657B List price
532

Ergonomic features:
A, B, C, M, N, S

OVERALL DIMENSIONS			SEAT DIMENSIONS			BACK DIMENSIONS	
W	D	H	W	D	H	W	H
IN 24	23.5	41	20	17.5	16.5-20.5	19	21.5
MM 610	597	1041	508	445	419-521	483	546
RTA B		courier	1 per carton		GREENGUARD		

LITE-LIFT



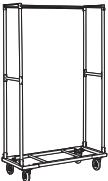



model OTG11674

STANDARD FEATURES

- Multi-purpose folding chair.
- Lightweight, durable, portable and easy to clean.
- Folds flat for compact storage.
- Molded plastic seat and back in Oyster Grey only.
- Strong steel frame in Charcoal color with epoxy coating.
- Stackable up to 25 high on dolly (MVL2776).
- Shipped fully assembled.
- Limited Lifetime Warranty (1-year exceptions apply - see page 148).
- Weight capacity for this series is 200 lbs.

For complementary Lite-Lift folding tables, see page 125.

DESCRIPTION		MODEL# / FEATURES	
 Armless Folding Chairs - Set of 4 Unit weight: 12 LB 5.5 KG Carton weight: 54 LB 24.49 KG Carton volume: 5.23 FT³ 0.14 MT³		List price	
	OTG11674	414	
		<div>OVERALL DIMENSIONS</div> <div>W D H</div>	
		<div>SEAT DIMENSIONS</div> <div>W D H</div>	
		<div>BACK DIMENSIONS</div> <div>W H</div>	
		<div>IN 19 22 33.5 16 17 17.5 18.5 17</div> <div>MM 483 559 851 406 432 445 470 432</div>	
		<div><div>RTA 00</div><div> 1 carton (pricing is for the set, specifications are for one chair)</div></div>	
 Dolly Unit weight: 43 LB 19.5 KG Carton weight: 48 LB 21.77 KG Carton volume: 3.08 FT³ 0.08 MT³		List price	
	MVL2776	430	
		<div>OVERALL DIMENSIONS</div> <div>W D H</div>	
		<div>SEAT DIMENSIONS</div> <div>W D H</div>	
		<div>BACK DIMENSIONS</div> <div>W H</div>	
		<div>IN 18.5 43.5 74.75 - - - - -</div> <div>MM 470 1105 1899 - - - - -</div>	
		<div><div>RTA 8</div><div> 1 per carton</div></div>	
	Stacks OTG11674 chairs horizontally, up to 25 high.		

LOCATE



Sample layout
Five single seat units, two end arms, one table bridge and one corner table



Sample layout
Five single bench units, one table bridge and one corner table

STANDARD FEATURES

- Locate is a modular seating series that is easy to configure, durable and ideal for linear and corner spaces.
- Modular non-handed linking components, can be reconfigured to suit your space.
- Cushions are fully upholstered and mounted on welded steel sled bases.
- Can be upholstered in all Global grade 1 seating textiles or in Luxhide bonded leather (see page 144).
- Tables are made from 45 lb. density particle board covered with thermally fused laminate on both sides.
- Tables are available in all Ionic finishes (see page 145).
- Most units can be ganged together with connecting brackets. Connecting brackets are not included with all models (see model description for details).
- Compliant with the emissions guidelines set by the GREENGUARD Environmental Institute.
- Limited Lifetime Warranty (5-year exceptions apply - see page 148).
- Weight capacity for this series is 300 lbs. per seat.

OPTIONAL FEATURES

- Welded steel sled base and posts are available in Black (**BLK**) or Tungsten (**TUN**) finish, please specify. No upcharge.
- For Chrome finish frame on single seats, please specify (**CHM**). Add \$59.
- For Chrome finish frame on tables or benches, please specify (**CHM**). Add \$36.

ALTERNATE TEXTILE OPTIONS

- Graded-in textiles are available. No minimum quantities. Contact Customer Service for pricing.

DESCRIPTION

MODEL# / FEATURES



Single Seat

Unit weight: 29 LB | 13.2 KG
Carton weight: 39 LB | 17.69 KG
Carton volume: 16.5 FT³ | 0.46 MT³

List price

MVL5001NA

553

OVERALL DIMENSIONS			SEAT DIMENSIONS			BACK DIMENSIONS	
W	D	H	W	D	H	W	H
IN 25	29	30.5	25	19	17.5	25	13
MM 635	737	775	635	483	445	635	330
RTA 00			1 per carton		CANADA GREENGUARD		

Connecting brackets not included.



End Arm (Single)

Unit weight: 7 LB | 3.2 KG
Carton weight: 9 LB | 4.08 KG
Carton volume: 1.1 FT³ | 0.03 MT³

List price

MVL5002

175

OVERALL DIMENSIONS			SEAT DIMENSIONS			BACK DIMENSIONS	
W	D	H	W	D	H	W	H
IN 3	18.5	9	-	-	-	-	-
MM 76	470	229	-	-	-	-	-
RTA 00			courier 1 per carton		CANADA GREENGUARD		

Can be used on left or right side.

Connecting brackets included.
Dimensions do not include the connecting brackets.



Center Arm (Single)

Unit weight: 7 LB | 3.2 KG
Carton weight: 10 LB | 4.54 KG
Carton volume: 1.6 FT³ | 0.04 MT³

List price





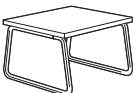

MVL5002C


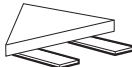
175

OVERALL DIMENSIONS			SEAT DIMENSIONS			BACK DIMENSIONS	
W	D	H	W	D	H	W	H
IN 3	18.5	9	-	-	-	-	-
MM 76	470	229	-	-	-	-	-
RTA 00			courier 1 per carton		CANADA GREENGUARD		

For use in between single seat and bench units.

Connecting brackets included.
Dimensions do not include the connecting brackets.

DESCRIPTION		MODEL# / FEATURES							
		List price							
		MVL5003	211						
	Cushion Bridge Unit weight: 14 LB 6.4 KG Carton weight: 18 LB 8.16 KG Carton volume: 2.6 FT³ 0.07 MT³	OVERALL DIMENSIONS			SEAT DIMENSIONS			BACK DIMENSIONS	
		W	D	H	W	D	H	W	H
		IN 35	22.5	3.5	-	-	-	-	-
		MM 889	572	89	-	-	-	-	-
		RTA 2		courier	1 per carton	CANADA	GREENGLASS		
Connects single seat and bench units.									
Connecting brackets included. Dimensions do not include the connecting brackets.									
		List price							
		MVL5004	353						
	Single Bench Unit weight: 19 LB 8.6 KG Carton weight: 25 LB 11.34 KG Carton volume: 8.5 FT³ 0.24 MT³	OVERALL DIMENSIONS			SEAT DIMENSIONS			BACK DIMENSIONS	
		W	D	H	W	D	H	W	H
		IN 25	23	17.5	25	23	17.5	-	-
		MM 635	584	445	635	584	445	-	-
		RTA 00		courier	1 per carton	CANADA	GREENGLASS		
Connecting brackets not included.									
		List price							
		MVL5005	199						
	Table Bridge - 24" Unit weight: 18 LB 8.2 KG Carton weight: 22 LB 9.98 KG Carton volume: 0.6 FT³ 0.01 MT³	OVERALL DIMENSIONS			SEAT DIMENSIONS			BACK DIMENSIONS	
		W	D	H	W	D	H	W	H
		IN 24	21	1	-	-	-	-	-
		MM 610	533	25	-	-	-	-	-
		RTA 8			1 per carton	CANADA	GREENGLASS		
Connecting brackets included.									
		List price							
		MVL5006	175						
	Table Bridge - 14" Unit weight: 14 LB 6.4 KG Carton weight: 18 LB 8.16 KG Carton volume: 0.4 FT³ 0.01 MT³	OVERALL DIMENSIONS			SEAT DIMENSIONS			BACK DIMENSIONS	
		W	D	H	W	D	H	W	H
		IN 14	21	1	-	-	-	-	-
		MM 356	533	25	-	-	-	-	-
		RTA 8			1 per carton	CANADA	GREENGLASS		
Connecting brackets included.									
		List price							
		MVL5007	293						
	Single Table - 24" Unit weight: 19 LB 8.6 KG Carton weight: 26 LB 11.79 KG Carton volume: 8.5 FT³ 0.24 MT³	OVERALL DIMENSIONS			SEAT DIMENSIONS			BACK DIMENSIONS	
		W	D	H	W	D	H	W	H
		IN 24	21	15	-	-	-	-	-
		MM 610	533	381	-	-	-	-	-
		RTA 00			1 per carton	CANADA	GREENGLASS		
Connecting brackets not included.									
		List price							
		MVL5008	328						
	Corner Table - Square Unit weight: 20 LB 9.1 KG Carton weight: 24 LB 10.89 KG Carton volume: 1.7 FT³ 0.04 MT³	OVERALL DIMENSIONS			SEAT DIMENSIONS			BACK DIMENSIONS	
		W	D	H	W	D	H	W	H
		IN 23.5	23.5	14.5	-	-	-	-	-
		MM 597	597	368	-	-	-	-	-
		RTA 8			1 per carton	CANADA	GREENGLASS		
Monopost and connecting brackets included. Dimensions do not include the connecting brackets.									

DESCRIPTION		MODEL# / FEATURES	
		List price	
		MVL5009	328
 Corner Table - Quarter Round Unit weight: 18 LB 8.2 KG Carton weight: 22 LB 9.98 KG Carton volume: 1.7 FT³ 0.04 MT³			
		Monopost and connecting brackets included. <i>Dimensions do not include the connecting brackets.</i>	
		RTA 81 per carton	
		CANADA Canada's Choice	
		GREENGUARD GREENGUARD	
		List price	
		MVL5011	42
 Connecting Brackets (pair) Unit weight: 1.5 LB 0.7 KG Carton weight: 3.5 LB 1.59 KG Carton volume: 0.1 FT³ 0.003 MT³			
		Joins single seat and bench units.	
		RTA 00courier1 per carton	
		CANADA Canada's Choice	
		GREENGUARD GREENGUARD	

M-TASK



model MVL2911

model MVL2914

STANDARD FEATURES

- Full function ergonomic seating. Canadian made.
- Slim profile with highly contoured back and waterfall seat front.
- Available with two different mechanism options: synchro-tilter and multi-tilter.
- Standard with height and width adjustable T-arms with durable self-skinned urethane (SSU) armcaps.
- Dual wheel carpet casters (C1) are standard.
- MVL2912 and MVL2914 feature a height and angle adjustable headrest.
- Seating surfaces can be upholstered in Luxhide bonded leather (various colors) or in all Global grade 1 seating textiles (see page 144).
- Compliant with the emissions guidelines set by the GREENGUARD Environmental Institute.
- Limited Lifetime Warranty (5-year exceptions apply - see page 148).
- Weight capacity for this series is 300 lbs.

CHAIR ADJUSTMENTS




- **Synchro-tilter chairs**
 - Synchro tilt with multi-position tilt lock.
 - Tilt tension adjustment.
 - Ratchet back height adjustment.
 - Pneumatic seat height adjustment.
- **Multi-tilter chairs**
 - Center tilt with infinite position tilt lock.
 - Tilt tension adjustment.
 - Independent back and seat angle adjustment.
 - Forward seat angle adjustment.
 - Ratchet back height adjustment.
 - Sliding seat depth adjustment.
 - Pneumatic seat height adjustment.


OPTIONAL FEATURES

- For hard surface flooring casters, please specify (C9R). Add \$18/set.

ALTERNATE TEXTILE OPTIONS

- Graded-in textiles are available. No minimum quantities. Contact Customer Service for pricing.

DESCRIPTION	MODEL# / FEATURES									
	List price									
	MVL2911 636									
	Luxhide bonded leather or fabric (previously MVL2911F)									
High Back Synchro-Tilter Unit weight: 44 LB 20 KG Carton weight: 56 LB 25.4 KG Carton volume: 10.5 FT³ 0.29 MT³	OVERALL DIMENSIONS			SEAT DIMENSIONS			BACK DIMENSIONS			
	W	D	H	W	D	H	W	H		
	IN 25	23	40.5	20.5	17.5	16.5-21.5	19	22		
	MM 635	584	1029	521	445	419-546	483	559		
	Ergonomic features: A, B, C, D, H, L, M, N, Q			RTA 2 courier 1 per carton			CANADA GREENGUARD GREENGUARD			
	List price									
	MVL2912 727									
	Luxhide bonded leather or fabric (previously MVL2912F)									
Executive Back Synchro-Tilter w/Adj. Headrest Unit weight: 49 LB 22.3 KG Carton weight: 62 LB 28.12 KG Carton volume: 11 FT³ 0.31 MT³	OVERALL DIMENSIONS			SEAT DIMENSIONS			BACK DIMENSIONS			
	W	D	H	W	D	H	W	H		
	IN 25	23	48	20.5	17.5	16.5-21.5	19	29		
	MM 635	584	1219	521	445	419-546	483	737		
	Ergonomic features: A, B, C, D, H, L, M, N, Q			RTA 2 courier 1 per carton			CANADA GREENGUARD GREENGUARD			
	List price									
	MVL2913 661									
	Luxhide bonded leather or fabric (previously MVL2913F)									
High Back Multi-Tilter Unit weight: 50 LB 22.7 KG Carton weight: 62 LB 28.12 KG Carton volume: 10.5 FT³ 0.29 MT³	OVERALL DIMENSIONS			SEAT DIMENSIONS			BACK DIMENSIONS			
	W	D	H	W	D	H	W	H		
	IN 25	24	41	20.5	18	17-22	19	22		
	MM 635	610	1041	521	457	432-559	483	559		
	Ergonomic features: A, B, C, D, E, F, G, H, M, N, Q, S			RTA 2 courier 1 per carton			CANADA GREENGUARD GREENGUARD			

DESCRIPTION	MODEL# / FEATURES																																	
	List price																																	
	MVL2914	754																																
	Luxhide bonded leather or fabric (previously MVL2914F)																																	
	<table><tr><th colspan="3">OVERALL DIMENSIONS</th><th colspan="3">SEAT DIMENSIONS</th><th colspan="2">BACK DIMENSIONS</th></tr><tr><th>W</th><th>D</th><th>H</th><th>W</th><th>D</th><th>H</th><th>W</th><th>H</th></tr><tr><td>IN 25</td><td>24</td><td>48</td><td>20.5</td><td>18</td><td>17-22</td><td>19</td><td>29</td></tr><tr><td>MM 635</td><td>610</td><td>1219</td><td>521</td><td>457</td><td>432-559</td><td>483</td><td>737</td></tr></table>		OVERALL DIMENSIONS			SEAT DIMENSIONS			BACK DIMENSIONS		W	D	H	W	D	H	W	H	IN 25	24	48	20.5	18	17-22	19	29	MM 635	610	1219	521	457	432-559	483	737
	OVERALL DIMENSIONS			SEAT DIMENSIONS			BACK DIMENSIONS																											
W	D	H	W	D	H	W	H																											
IN 25	24	48	20.5	18	17-22	19	29																											
MM 635	610	1219	521	457	432-559	483	737																											
Ergonomic features: A, B, C, D, E, F, G, H, M, N, Q, S																																		


Executive Back Multi-Tilter w/Adj. Headrest


Unit weight: 51 LB | 23.2 KG


Carton weight: 63 LB | 28.58 KG

Carton volume: 11 FT³ | 0.31 MT³

RTA 2

 1 per carton











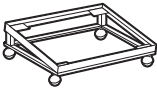





MINTO



model MVL2747

- STANDARD FEATURES**
- Multi-purpose stacking chairs. Canadian made.
 - Fully upholstered seat and back.
 - Four-legged round steel tube frame.
 - Armchair has polypropylene armcaps.
 - Stackable up to 5 high on floor or on optional dolly (MVL2749).
 - Can be upholstered in all Global grade 1 seating textiles with the exception of Luxhide (see page 144).
 - Compliant with the emissions guidelines set by the GREENGUARD Environmental Institute.
 - Shipped fully assembled.
 - Limited Lifetime Warranty (5-year exceptions apply - see page 148).
 - Weight capacity for this series is 300 lbs.

DESCRIPTION	MODEL# / FEATURES	
 Low Back Stacking Armchair Unit weight: 15 LB 6.8 KG Carton weight: 18 LB 8.16 KG Carton volume: 12.75 FT³ 0.36 MT³	List price	
	MVL2747	225
	Stacks 5 high.	
	Ergonomic features: M, N	
	RTA 00  2 per carton (pricing and specifications are for one chair)  	
 Armless Low Back Stacking Chair Unit weight: 14 LB 6.4 KG Carton weight: 17 LB 7.71 KG Carton volume: 11.25 FT³ 0.31 MT³	List price	
	MVL2748	175
	Stacks 5 high.	
	Ergonomic features: M, N	
	RTA 00  2 per carton (pricing and specifications are for one chair)  	
 Dolly Unit weight: 13 LB 5.9 KG Carton weight: 16 LB 7.26 KG Carton volume: 3.8 FT³ 0.1 MT³	List price	
	MVL2749	244
	Black steel frame on 2" casters.	
	Accommodates MVL2747 and MVL2748 chairs, up to 5 high.	
	RTA 1  1 per carton  	

MVL FILE BUDDY



model MVL1105

STANDARD FEATURES



- Swivel stool ideal for filing and any mobile desk.
- Five-legged injection molded base available in Black only
- Dual wheel carpet casters (C65) are standard.
- 13.5" diameter seat upholstered in Black vinyl (70).
- Compliant with the emissions guidelines set by the GREENGUARD Environmental Institute.
- Limited Lifetime Warranty (5-year exceptions apply - see page 148).
- Weight capacity for this series is 300 lbs.

CHAIR ADJUSTMENTS

- Pneumatic seat height adjustment.

OPTIONAL FEATURES

- For hard surface flooring casters, please specify (C65R). Add \$18/set.

DESCRIPTION		MODEL# / FEATURES	
		List price	
		MVL1105	249
 <p>Swivel Stool - 5" Pneumatic, 20" Base Unit weight: 11 LB 5 KG Carton weight: 14 LB 6.35 KG Carton volume: 2.5 FT³ 0.07 MT³</p>			
		List price	
		MVL1110	308
 <p>Swivel Stool - 10" Pneumatic, 22" Base Unit weight: 14 LB 6.4 KG Carton weight: 17 LB 7.71 KG Carton volume: 2.9 FT³ 0.08 MT³</p>			
		List price	
		MVL1110	308

NEMO



model OTG11921J

STANDARD FEATURES

- Breathable striped mesh back.
- Standard with height adjustable T-arms with self-skinned urethane (SSU) armcaps.
- Scuff resistant arched base.
- Dual wheel carpet casters (C1) are standard.
- Only available in Jenny, Ebony (JN02) with coordinating Black mesh back.
- Compliant with the emissions guidelines set by the GREENGUARD Environmental Institute.
- Limited Lifetime Warranty (2-year exceptions apply - see page 148).
- Weight capacity for this series is 300 lbs.

CHAIR ADJUSTMENTS

- Center tilt with upright position tilt lock.
- Tilt tension adjustment.
- Pneumatic seat height adjustment.

OPTIONAL FEATURES

- Hard surface flooring casters (**C9R**) can be purchased separately. Add \$84/set.



DESCRIPTION

MODEL# / FEATURES



Mesh Back Tilter
Unit weight: 33 LB | 15 KG
Carton weight: 40 LB | 18.14 KG
Carton volume: 4.25 FT³ | 0.12 MT³

Ergonomic features:
A, B, C, H, M, N, S

List price									
443									
OVERALL DIMENSIONS				SEAT DIMENSIONS			BACK DIMENSIONS		
	W	D	H	W	D	H	W	H	
IN	25	23	39	20	17.5	17-21	19	20	
MM	635	584	991	508	445	432-533	483	508	
<div>RTA 8</div>				<div><div></div><div>1 per carton</div></div>					<div></div>

NEWCASTLE



model OTG11782B

STANDARD FEATURES

- A distinguished management and boardroom tilter chair.
- Fixed durable nylon arms with upholstered armcaps.
- Dual wheel carpet casters (C65) are standard.
- Seating surfaces are upholstered in Black Luxhide bonded leather.
- Compliant with the emissions guidelines set by the GREENGUARD Environmental Institute.
- Limited Lifetime Warranty (2-year exceptions apply - see page 148).
- Weight capacity for this series is 300 lbs.

CHAIR ADJUSTMENTS

- Center tilt with upright position tilt lock.
- Tilt tension adjustment.
- Pneumatic seat height adjustment.

OPTIONAL FEATURES

- Hard surface flooring casters (**C65R**) can be purchased separately. Add \$84/set.

DESCRIPTION

MODEL# / FEATURES



High Back Tilter
Unit weight: 34 LB | 15.5 KG
Carton weight: 40 LB | 18.14 KG
Carton volume: 5.75 FT³ | 0.16 MT³

Ergonomic features:
A, B, C, M, N, S

List price								
445								
OVERALL DIMENSIONS				SEAT DIMENSIONS			BACK DIMENSIONS	
	W	D	H	W	D	H	W	H
IN	25	26	46	21	18	18.5-22.5	21	24
MM	635	660	1168	533	457	470-572	533	610
RTA 8				courier		1 per carton		

OVERTIME



model MVL2756

STANDARD FEATURES

- Canadian made, full function ergonomic chair designed to promote good posture and provide comfort for long-term sitting.
- High comfort seat made from variable density seat foams and a memory foam top.
- Standard with height and width adjustable T-arms with durable self-skinned urethane (SSU) armcaps.
- Dual wheel carpet casters (C65) are standard.
- Seating surfaces can be upholstered in Luxhide bonded leather, in various colors or in all Global grade 1 seating textiles (see page 144).
- Compliant with the emissions guidelines set by the GREENGUARD Environmental Institute.
- Limited Lifetime Warranty (5-year exceptions apply - see page 148).
- Weight capacity for this series is 300 lbs.

CHAIR ADJUSTMENTS

- Multi-tilter mechanism with infinite position tilt lock.
- Infinite position back and seat angle adjustments, including forward tilt.
- Ratchet back height adjustment.
- Pneumatic seat height adjustment.

OPTIONAL FEATURES

- For hard surface flooring casters, please specify (C65R). Add \$18/set.
- For optional sliding seat depth adjustment, please specify (MD). Add \$28.

ALTERNATE TEXTILE OPTIONS

- Graded-in textiles are available. No minimum quantities. Contact Customer Service for pricing.

OVERTIME 350



model MVL13040

STANDARD FEATURES

- Canadian made, specifically intended for users of above average height and/or weight. Not intended for average size users.
- High comfort seat made from variable density seat foams and a memory foam top.
- Standard with height and width adjustable T-arms with sliding, rotating and lockable armcaps.
- Width adjustable arm extensions are standard.
- Dual wheel carpet casters (C65) are standard.
- Seating surfaces can be upholstered in Luxhide bonded leather, in various colors or in all Global grade 1 seating textiles (see page 144).
- Compliant with the emissions guidelines set by the GREENGUARD Environmental Institute.
- Limited Lifetime Warranty (5-year exceptions apply - see page 148).
- Weight capacity for this series is 350 lbs.

CHAIR ADJUSTMENTS




- Multi-tilter mechanism with infinite position tilt lock.
- Infinite position back and seat angle adjustments, including forward tilt.
- Ratchet back height adjustment.
- Pneumatic seat height adjustment.
- Seat depth adjustment.

OPTIONAL FEATURES

- For hard surface flooring casters, please specify (C65R). Add \$18/set.

ALTERNATE TEXTILE OPTIONS

- Graded-in textiles are available. No minimum quantities. Contact Customer Service for pricing.

DESCRIPTION	MODEL# / FEATURES									
	List price									
	MVL13040		898							
	Luxhide bonded leather or fabric (previously MVL13040F)									
		OVERALL DIMENSIONS			SEAT DIMENSIONS			BACK DIMENSIONS		
		W	D	H	W	D	H	W	H	
IN		26	26	42	21	18-21	19-23	20.5	19.5-23	
MM		660	660	1067	533	457-533	483-584	521	495-584	
<div>Ergonomic features:</div> <div>A, B, C, D, E, F, G, H, M, N, Q, R, S</div>										
		RTA 2		1 per carton						

High Back Heavy Duty Multi-Tilter

Unit weight: 62 LB | 28.2 KG

Carton weight: 68 LB | 30.84 KG

Carton volume: 15.5 FT³ | 0.43 MT³

OVERTIME 350M



model MVL13090

STANDARD FEATURES

- Canadian made, specifically intended for users of above average height and/or weight. Not intended for average size users.
- High comfort seat made from Ultracell high density, highly resilient foam.
- Breathable mesh back.
- Standard with height and width adjustable T-arms with sliding, rotating and lockable armcaps.
- Dual wheel carpet casters (C65) are standard.
- Seating surfaces can be upholstered in Luxhide bonded leather, in various colors or in all Global grade 1 seating textiles (see page 144).
- Mesh back available in Charcoal only.
- Compliant with the emissions guidelines set by the GREENGUARD Environmental Institute.
- Limited Lifetime Warranty (5-year exceptions apply - see page 148).
- Weight capacity for this series is 350 lbs.

CHAIR ADJUSTMENTS

- Multi-tilter mechanism with infinite position tilt lock.
- Infinite position back and seat angle adjustments, including forward tilt.
- Adjustable lumbar support.
- Pneumatic seat height adjustment.
- Seat depth adjustment.

OPTIONAL FEATURES

- For hard surface flooring casters, please specify (C65R). Add \$18/set.

ALTERNATE TEXTILE OPTIONS

- Graded-in textiles are available (seat only). No minimum quantities. Contact Customer Service for pricing.

DESCRIPTION

MODEL# / FEATURES



Mesh High Back Heavy Duty Multi-Tilter
Unit weight: 54 LB | 24.5 KG
Carton weight: 66 LB | 29.94 KG
Carton volume: 11.75 FT³ | 0.33 MT³

List price								
MVL13090	839							
Luxhide bonded leather or fabric								
OVERALL DIMENSIONS			SEAT DIMENSIONS			BACK DIMENSIONS		
	W	D	H	W	D	H	W	H
IN	26.5	23.5	43.5	21	17-20	18-22	20	23.5
MM	673	597	1105	533	432-508	457-559	508	597
Ergonomic features:		RTA 2		1 per carton		CANADA GREENGUARD		
A, B, C, D, E, F, G, H, M, N, Q, R, S								

OVERTIME 350S



model MVL13048

STANDARD FEATURES

- Canadian made, specifically intended for users of above average height and/or weight. Not intended for average size users.
- High comfort seat made from Ultracell high density, highly resilient foam.
- Back features side cut-outs to allow space for holsters or utility belt items.
- Standard with height and width adjustable T-arms with sliding, rotating and lockable armcaps.
- Dual wheel carpet casters (C10) are standard.
- Seating surfaces can be upholstered in Luxhide bonded leather, in various colors or in all Global grade 1 seating textiles (see page 144).
- Compliant with the emissions guidelines set by the GREENGUARD Environmental Institute.
- Limited Lifetime Warranty (5-year exceptions apply - see page 148).
- Weight capacity for this series is 350 lbs.

CHAIR ADJUSTMENTS


- Infinite position back and seat angle adjustments, including forward tilt.
- Ratchet back height adjustment.
- Pneumatic seat height adjustment.
- Seat depth adjustment.

OPTIONAL FEATURES

- For hard surface flooring casters, please specify (C10R). Add \$18/set.

ALTERNATE TEXTILE OPTIONS

- Graded-in textiles are available. No minimum quantities. Contact Customer Service for pricing.

DESCRIPTION		MODEL# / FEATURES	
		List price	
	MVL13048 Luxhide bonded leather or fabric	839	
Heavy Duty Security Multi-Tilter Unit weight: 56 LB 25.5 KG Carton weight: 63 LB 28.58 KG Carton volume: 13 FT³ 0.36 MT³	Ergonomic features: A, C, D, E, G, H, M, N, Q, R		

PACER



model OTG11685

STANDARD FEATURES

- Mesh back synchro-tilter chair.
- Unique back shroud and base design detailed with Tungsten accents.
- Standard with height adjustable T-arms with polyurethane armcaps.
- Dual wheel carpet casters (C65) are standard.
- Mesh back is available in Black only.
- Seating surfaces can be upholstered in all Global grade 1 seating textiles with the exception of Luxhide (see page 144).
- Compliant with the emissions guidelines set by the GREENGUARD Environmental Institute.
- Limited Lifetime Warranty (5-year exceptions apply - see page 148).
- Weight capacity for this series is 300 lbs.

CHAIR ADJUSTMENTS

- Synchro tilt with infinite position tilt lock.
- Tilt tension adjustment.
- Pneumatic seat height adjustment.

OPTIONAL FEATURES

- Hard surface flooring casters (**C65R**) can be purchased separately. Add \$84/set.

DESCRIPTION

MODEL# / FEATURES



High Back Synchro-Tilter, Mesh Back and Uph Seat
Unit weight: 42 LB | 19.1 KG
Carton weight: 47 LB | 21.32 KG
Carton volume: 4.75 FT³ | 0.13 MT³

Ergonomic features:
A, B, C, H, L, M, N

List price

OTG11685

621

OVERALL DIMENSIONS
W D H

IN
MM

25.5
648

24.5
622

41
1041

SEAT DIMENSIONS
W D H

20
508

19
483

16-20
406-508

BACK DIMENSIONS
W H

19
483

22.5
572



1 per carton



Medium Back Synchro-Tilter, Mesh Back and Uph Seat
Unit weight: 40 LB | 18.2 KG
Carton weight: 44 LB | 19.96 KG
Carton volume: 4 FT³ | 0.11 MT³

Ergonomic features:
A, B, C, H, L, M, N

List price

OTG11686

537

OVERALL DIMENSIONS
W D H

IN
MM

25.5
648

24.5
622

36.5
927

SEAT DIMENSIONS
W D H

20
508

19
483

16-20
406-508

BACK DIMENSIONS
W H

19
483

18
457



1 per carton



PACIFIC



model MVL11870

STANDARD FEATURES

- High back management chair. Canadian made.
- Plush cushions and upholstered padded armcaps.
- Dual wheel carpet casters (C65) are standard.
- Seating surfaces are upholstered in Luxhide bonded leather, in various colors (see page 144).
- Compliant with the emissions guidelines set by the GREENGUARD Environmental Institute.
- Limited Lifetime Warranty (5-year exceptions apply - see page 148).
- Weight capacity for this series is 300 lbs.

CHAIR ADJUSTMENTS

- Center tilt with upright position tilt lock.
- Tilt tension adjustment.
- Pneumatic seat height adjustment.

OPTIONAL FEATURES

- For hard surface flooring casters, please specify (**C65R**). Add \$18/set.

DESCRIPTION

MODEL# / FEATURES



High Back Tilter
Unit weight: 41 LB | 18.6 KG
Carton weight: 47 LB | 21.32 KG
Carton volume: 9.5 FT³ | 0.26 MT³

Ergonomic features:
A, B, C, M, N, S

List price

MVL11870

537

OVERALL DIMENSIONS
W D H

IN
MM

25.5
648

28.5
724

44.5
1130

SEAT DIMENSIONS
W D H

21.5
546

18.5
470

16.5-21.5
419-546

BACK DIMENSIONS
W H

21.5
546

25.5
648



1 per carton



PART-TIME



model MVL2836



model MVL2847

STANDARD FEATURES





- Canadian made, value priced, general office seating.
- Available with two different mechanism options: task or posture task.
- Contoured cushions and waterfall seat edge.
- Standard with height adjustable T-arms with self-skinned urethane (SSU) armcaps (except armless models).
- Dual wheel carpet casters (C65) are standard.
- Can be upholstered in all Global grade 1 seating textiles with the exception of Luxhide (see page 144).
- Compliant with the emissions guidelines set by the GREENGUARD Environmental Institute.
- Limited Lifetime Warranty (5-year exceptions apply - see page 148).
- Weight capacity for this series is 300 lbs.

CHAIR ADJUSTMENTS

- **Task chairs**
 - Infinite position back angle adjustment.
 - Seat depth adjustment.
 - Pneumatic seat height adjustment.
- **Posture task chairs**
 - Infinite position back angle adjustment.
 - Manual back height adjustment.
 - Pneumatic seat height adjustment.

OPTIONAL FEATURES

- For hard surface flooring casters, please specify (**C65R**). Add \$18/set.

DESCRIPTION	MODEL# / FEATURES									
	List price									
	MVL2836 Fabric (previously MVL2836F)									
	277									
Armless Task Unit weight: 27 LB 12.3 KG Carton weight: 33 LB 14.97 KG Carton volume: 6.5 FT³ 0.18 MT³	Ergonomic features: C, E, M, N									
	<div><div>RTA 2</div><div>courier</div><div>1 per carton</div><div>CANADA</div><div>GREENGUARD</div></div>									
	List price									
	MVL2837 Fabric (previously MVL2837F)									
	324									
Armless Posture Task Unit weight: 31 LB 14.1 KG Carton weight: 37 LB 16.78 KG Carton volume: 6.5 FT³ 0.18 MT³	Ergonomic features: C, D, G, M, N									
	<div><div>RTA 2</div><div>courier</div><div>1 per carton</div><div>CANADA</div><div>GREENGUARD</div></div>									
	List price									
	MVL2846 Fabric (previously MVL2846F)									
	349									
Task w/Arms Unit weight: 33 LB 15 KG Carton weight: 39 LB 17.68 KG Carton volume: 7 FT³ 0.19 MT³	Ergonomic features: C, E, H, M, N									
	<div><div>RTA 2</div><div>courier</div><div>1 per carton</div><div>CANADA</div><div>GREENGUARD</div></div>									
	List price									
	MVL2847 Fabric (previously MVL2847F)									
	397									
Posture Task w/Arms Unit weight: 37 LB 16.8 KG Carton weight: 43 LB 19.5 KG Carton volume: 8.5 FT³ 0.24 MT³	Ergonomic features: C, D, G, H, M, N									
	<div><div>RTA 2</div><div>courier</div><div>1 per carton</div><div>CANADA</div><div>GREENGUARD</div></div>									

PETRA



model OTG11320B

STANDARD FEATURES

- Breathable mesh back.
- Standard with height adjustable T-arms with self-skinned urethane (SSU) armcaps.
- Scuff resistant base.
- Dual wheel carpet casters (C65) are standard.
- Only available in Black mesh fabric (MS20) seat with a Black mesh back.
- Compliant with the emissions guidelines set by the GREENGUARD Environmental Institute.
- Limited Lifetime Warranty (2-year exceptions apply - see page 148).
- Weight capacity for this series is 300 lbs.

CHAIR ADJUSTMENTS

- Center tilt with upright position tilt lock.
- Tilt tension adjustment.
- Pneumatic seat height adjustment.

OPTIONAL FEATURES

- Hard surface flooring casters (**C65R**) can be purchased separately. Add \$84/set.

DESCRIPTION



Mesh Back Tilter

Unit weight: 29 LB | 13.2 KG
Carton weight: 36.45 LB | 16.53 KG
Carton volume: 4.7 FT³ | 0.13 MT³

MODEL# / FEATURES

List price																	
OTG11320B		415															
OVERALL DIMENSIONS				SEAT DIMENSIONS			BACK DIMENSIONS										
W		D		H		W		D		H							
IN		24		23		39.5		20		17.5		18-22		18.5		18.5	
MM		610		584		1003		508		445		457-559		470		470	
Ergonomic features:										RTA 8		courier		1 per carton		GREENGUARD	
A, B, C, H, M, N, S																	

PLAN



model OTG13072

STANDARD FEATURES

- Upholstered seat and Black cellular mesh back.
- Height adjustable lumbar support.
- Available with three arm options - armless, fixed arms, and height adjustable arms with soft self-skinned urethane (SSU) armcaps.
- Dual wheel carpet casters (C1) are standard.
- Seats can be upholstered in Luxhide bonded leather (various colors) or in all Global grade 1 seating textiles (see page 144).
- Limited Lifetime Warranty (5-year exceptions apply - see page 148).
- Weight capacity for this series is 300 lbs.

CHAIR ADJUSTMENTS














- Synchro tilter mechanism with upright position tilt lock.
- Tilt tension adjustment.
- Pneumatic seat height adjustment.

OPTIONAL FEATURES

- Hard surface flooring casters (**C65R**) can be purchased separately. Add \$84/set.
- Arm sets can be purchased separately.

ALTERNATE TEXTILE OPTIONS

- Graded-in textiles are available (seat only). No minimum quantities. Contact Customer Service for pricing.

DESCRIPTION	MODEL# / FEATURES																																				
 Armless Synchro-Tilter, Mesh High Back and Uph Seat Unit weight: 25 LB 11.4 KG Carton weight: 32 LB 14.51 KG Carton volume: 6.5 FT³ 0.18 MT³		List price																																			
	OTG13070	407																																			
	<table><tr><th colspan="3">OVERALL DIMENSIONS</th><th colspan="3">SEAT DIMENSIONS</th><th colspan="2">BACK DIMENSIONS</th></tr><tr><th></th><th>W</th><th>D</th><th>H</th><th>W</th><th>D</th><th>H</th><th>W</th><th>H</th></tr><tr><td>IN</td><td>19</td><td>22</td><td>38</td><td>19</td><td>17</td><td>16.5-20.5</td><td>17.5</td><td>20</td></tr><tr><td>MM</td><td>483</td><td>559</td><td>965</td><td>483</td><td>432</td><td>419-521</td><td>445</td><td>508</td></tr></table>		OVERALL DIMENSIONS			SEAT DIMENSIONS			BACK DIMENSIONS			W	D	H	W	D	H	W	H	IN	19	22	38	19	17	16.5-20.5	17.5	20	MM	483	559	965	483	432	419-521	445	508
	OVERALL DIMENSIONS			SEAT DIMENSIONS			BACK DIMENSIONS																														
		W	D	H	W	D	H	W	H																												
IN	19	22	38	19	17	16.5-20.5	17.5	20																													
MM	483	559	965	483	432	419-521	445	508																													
Ergonomic features: A, B, C, D, L, M, N	RTA 8	courier  1 per carton																																			
 Synchro-Tilter, Mesh High Back and Uph Seat w/Fixed Arms Unit weight: 31 LB 14.1 KG Carton weight: 41 LB 18.6 KG Carton volume: 6.5 FT³ 0.18 MT³		List price																																			
	OTG13071	460																																			
	<table><tr><th colspan="3">OVERALL DIMENSIONS</th><th colspan="3">SEAT DIMENSIONS</th><th colspan="2">BACK DIMENSIONS</th></tr><tr><th></th><th>W</th><th>D</th><th>H</th><th>W</th><th>D</th><th>H</th><th>W</th><th>H</th></tr><tr><td>IN</td><td>25</td><td>22</td><td>38</td><td>19</td><td>17</td><td>16.5-20.5</td><td>17.5</td><td>20</td></tr><tr><td>MM</td><td>635</td><td>559</td><td>965</td><td>483</td><td>432</td><td>419-521</td><td>445</td><td>508</td></tr></table>		OVERALL DIMENSIONS			SEAT DIMENSIONS			BACK DIMENSIONS			W	D	H	W	D	H	W	H	IN	25	22	38	19	17	16.5-20.5	17.5	20	MM	635	559	965	483	432	419-521	445	508
	OVERALL DIMENSIONS			SEAT DIMENSIONS			BACK DIMENSIONS																														
		W	D	H	W	D	H	W	H																												
IN	25	22	38	19	17	16.5-20.5	17.5	20																													
MM	635	559	965	483	432	419-521	445	508																													
Ergonomic features: A, B, C, D, L, M, N	RTA 2	courier  1 per carton																																			
 Synchro-Tilter, Mesh High Back and Uph Seat w/Arms Unit weight: 31 LB 14.1 KG Carton weight: 41 LB 18.6 KG Carton volume: 6.5 FT³ 0.18 MT³		List price																																			
	OTG13072	514																																			
	<table><tr><th colspan="3">OVERALL DIMENSIONS</th><th colspan="3">SEAT DIMENSIONS</th><th colspan="2">BACK DIMENSIONS</th></tr><tr><th></th><th>W</th><th>D</th><th>H</th><th>W</th><th>D</th><th>H</th><th>W</th><th>H</th></tr><tr><td>IN</td><td>25</td><td>22</td><td>38</td><td>19</td><td>17</td><td>16.5-20.5</td><td>17.5</td><td>20</td></tr><tr><td>MM</td><td>635</td><td>559</td><td>965</td><td>483</td><td>432</td><td>419-521</td><td>445</td><td>508</td></tr></table>		OVERALL DIMENSIONS			SEAT DIMENSIONS			BACK DIMENSIONS			W	D	H	W	D	H	W	H	IN	25	22	38	19	17	16.5-20.5	17.5	20	MM	635	559	965	483	432	419-521	445	508
	OVERALL DIMENSIONS			SEAT DIMENSIONS			BACK DIMENSIONS																														
		W	D	H	W	D	H	W	H																												
IN	25	22	38	19	17	16.5-20.5	17.5	20																													
MM	635	559	965	483	432	419-521	445	508																													
Ergonomic features: A, B, C, D, H, L, M, N	RTA 2	courier  1 per carton																																			
 Fixed T-Arms - 1 pair Unit weight: 4 LB 1.8 KG Carton weight: 7.5 LB 3.4 KG Carton volume: 0.6 FT³ 0.01 MT³		List price																																			
	OTG13073	54																																			
	<table><tr><th colspan="3">OVERALL DIMENSIONS</th></tr><tr><th></th><th>W</th><th>D</th><th>H</th></tr><tr><td>IN</td><td>3</td><td>10</td><td>11</td></tr><tr><td>MM</td><td>76</td><td>254</td><td>279</td></tr></table>		OVERALL DIMENSIONS				W	D	H	IN	3	10	11	MM	76	254	279																				
	OVERALL DIMENSIONS																																				
		W	D	H																																	
IN	3	10	11																																		
MM	76	254	279																																		
	RTA 00	courier  1 pair per carton (pricing is for the pair, specifications are for one arm)																																			
 Height Adjustable T-Arms - 1 pair Unit weight: 5 LB 2.3 KG Carton weight: 8 LB 3.63 KG Carton volume: 0.6 FT³ 0.01 MT³		List price																																			
	OTG13074	107																																			
	<table><tr><th colspan="3">OVERALL DIMENSIONS</th></tr><tr><th></th><th>W</th><th>D</th><th>H</th></tr><tr><td>IN</td><td>3.5</td><td>9.5</td><td>11.5</td></tr><tr><td>MM</td><td>89</td><td>241</td><td>292</td></tr></table>		OVERALL DIMENSIONS				W	D	H	IN	3.5	9.5	11.5	MM	89	241	292																				
	OVERALL DIMENSIONS																																				
		W	D	H																																	
IN	3.5	9.5	11.5																																		
MM	89	241	292																																		
	RTA 00	courier  1 pair per carton (pricing is for the pair, specifications are for one arm)																																			

RETRO



model OTG11648B

STANDARD FEATURES

- Management and boardroom chair.
- Unique seat suspension and segmented cushions offer a very plush feel.
- Chrome arms with upholstered armrests.
- Chrome frame and base.
- Dual wheel carpet casters (C65) are standard.
- Seating surfaces are upholstered in Black Luxhide bonded leather.
- Compliant with the emissions guidelines set by the GREENGUARD Environmental Institute.
- Limited Lifetime Warranty (2-year exceptions apply - see page 148).
- Weight capacity for this series is 300 lbs.

CHAIR ADJUSTMENTS

- Center tilt with upright position tilt lock.
- Tilt tension adjustment.
- Pneumatic seat height adjustment.

OPTIONAL FEATURES

- Hard surface flooring casters (**C65R**) can be purchased separately. Add \$84/set.

DESCRIPTION

MODEL# / FEATURES



High Back Tilter

Unit weight: 43 LB | 19.5 KG
Carton weight: 48 LB | 21.77 KG
Carton volume: 7.75 FT³ | 0.21 M7³

Ergonomic features:
A, B, C, M, N, S

List price								
676								
OVERALL DIMENSIONS			SEAT DIMENSIONS			BACK DIMENSIONS		
	W	D	H	W	D	H	W	H
IN	24.5	24.5	41	19	17.5	17-21	18	21.5
MM	622	622	1041	483	445	432-533	457	546
RTA 8			courier			GREENGUARD		
			1 per carton					

SAFARI



model OTG13026

STANDARD FEATURES

- Mesh back tilter chair.
- Compact design suitable for average to petite size individuals.
- Contoured Black mesh back with lumbar strap provides excellent support.
- Fixed loop arms.
- Black base with dual wheel carpet casters (C1) is standard.
- Seat can be upholstered in all Global grade 1 seating textiles or in Luxhide bonded leather (see page 144).
- Compliant with the emissions guidelines set by the GREENGUARD Environmental Institute.
- Limited Lifetime Warranty (5-year exceptions apply - see page 148).
- Weight capacity for this series is 300 lbs.

CHAIR ADJUSTMENTS

- Center tilt with upright position tilt lock.
- Tilt tension adjustment.
- Pneumatic seat height adjustment.

OPTIONAL FEATURES

- Hard surface flooring casters (**C9R**) can be purchased separately. Add \$84/set.

ALTERNATE TEXTILE OPTIONS


- Graded-in textiles are available (seat only). No minimum quantities. Contact Customer Service for pricing.

DESCRIPTION



Medium Mesh Back Tilter
Unit weight: 27 LB | 12.3 KG
Carton weight: 32 LB | 14.51 KG
Carton volume: 4.5 FT³ | 0.12 MT³

MODEL# / FEATURES

List price									
OTG13026		360							
OVERALL DIMENSIONS					SEAT DIMENSIONS			BACK DIMENSIONS	
W		D		H	W		D	H	
IN	23	23.5	40		19	17	18.25-22.25	19	19
MM	584	597	991		483	432	464-565	483	483
Ergonomic features:									
A, B, C, M, N, S		RTA 8		courier	1 per carton				

SIX 13



model OTG11613B

STANDARD FEATURES

- A value priced multi-tilter chair with many ergonomic features.
- Standard with height adjustable T-arms with self-skinned urethane (SSU) armcaps.
- Dual wheel carpet casters (C65) are standard.
- Upholstered in Black, Quilt (QL10) only.
- Compliant with the emissions guidelines set by the GREENGUARD Environmental Institute.
- Limited Lifetime Warranty (2-year exceptions apply - see page 148).
- Weight capacity for this series is 300 lbs.

CHAIR ADJUSTMENTS

- Multi-Center tilt with infinite position tilt lock.
- Infinite position back and seat angle adjustments.
- Concealed ratchet back height adjustment.
- Pneumatic seat height adjustment.

OPTIONAL FEATURES


- Hard surface flooring casters (**C65R**) can be purchased separately. Add \$84/set.

DESCRIPTION



Medium Back Multi-Tilter
Unit weight: 37 LB | 16.8 KG
Carton weight: 41 LB | 18.6 KG
Carton volume: 5.77 FT³ | 0.16 MT³

MODEL# / FEATURES

List price									
OTG11613B		492							
OVERALL DIMENSIONS				SEAT DIMENSIONS			BACK DIMENSIONS		
W		D	H	W	D	H	W	H	
IN	25.5	24	39	21	18.5	17.5-22.5	20.5	17.5-19	
MM	648	610	991	533	470	445-572	521	445-483	
Ergonomic features:									
A, B, C, D, G, H, M, N, S		RTA 8	courier	1 per carton					

SIX 31



model OTG11631B

STANDARD FEATURES



- A great general purpose office chair.
- Contoured seat and back with thick cushions.
- Standard with height adjustable T-arms with self-skinned urethane (SSU) armcaps.
- Dual wheel carpet casters (C65) are standard.
- OTG11531B and OTG11631B are upholstered in Black, Quilt (QL10)
- Compliant with the emissions guidelines set by the GREENGUARD Environmental Institute.
- Limited Lifetime Warranty (2-year exceptions apply - see page 148).
- Weight capacity for this series is 300 lbs.

CHAIR ADJUSTMENTS

- **Multi-tilter chair**
 - Center tilt with infinite position tilt lock.
 - Tilt tension adjustment.
 - Independent back and seat angle adjustments.
 - Internal ratchet back height adjustment.
 - Seat depth adjustment.
 - Pneumatic seat height adjustment.
- **Operator chairs**
 - Center tilt with infinite position tilt lock.
 - Tilt tension adjustment.
 - Independent back and seat angle adjustments
 - Back height adjustment.
 - Pneumatic seat height adjustment.

OPTIONAL FEATURES

- Hard surface flooring casters (**C65R**) can be purchased separately. Add \$84/set.

DESCRIPTION	MODEL# / FEATURES										
 Medium Back Multi-Tilter Unit weight: 55 LB 25 KG Carton weight: 65 LB 29.48 KG Carton volume: 8 FT³ 0.22 MT³	List price										
	OTG11531B		600								
	Black										
	OVERALL DIMENSIONS			SEAT DIMENSIONS			BACK DIMENSIONS				
	W	D	H	W	D	H	W	H			
IN	25.5	24	42.5	20	17	19-23	19.5	20.5-23.5			
MM	648	610	1080	508	432	483-584	495	521-597			
Ergonomic features:		RTA 8		courier		GREENGUARD					
A, B, C, D, E, F, G, H, M, N, S				1 per carton							
 Medium Back Operator Unit weight: 42 LB 19.1 KG Carton weight: 46 LB 20.87 KG Carton volume: 6.5 FT³ 0.18 MT³	List price										
	OTG11631B		440								
	Black										
	OVERALL DIMENSIONS			SEAT DIMENSIONS			BACK DIMENSIONS				
	W	D	H	W	D	H	W	H			
IN	25.5	25	44	20.5	19	18.5-22.5	20	23-24.5			
MM	648	635	1118	521	483	470-572	508	584-622			
Ergonomic features:		RTA 8		courier		GREENGUARD					
A, B, C, D, G, H, M, N, S				1 per carton							

SODA









model MVL13017

STANDARD FEATURES

- A contemporary, yet retro light lounge series featuring fully upholstered cushions.
- Back design on lounge chair offers flexible movement.
- Generous proportions allow for a variety of seating positions.
- Chair and ottoman are standard with a Chrome frame with clear polycarbonate glides and are suitable for carpet, rubber or concrete flooring.
- Can be upholstered in all Global grade 1 seating textiles or in Luxhide bonded leather (see page 144).
- Compliant with the emissions guidelines set by the GREENGUARD Environmental Institute.
- Limited Lifetime Warranty (5-year exceptions apply - see page 148).
- Weight capacity for this series is 300 lbs.

ALTERNATE TEXTILE OPTIONS

- Graded-in textiles are available. No minimum quantities. Contact Customer Service for pricing.

DESCRIPTION	MODEL# / FEATURES																																	
 Lounge Chair Unit weight: 30 LB 13.6 KG Carton weight: 37 LB 16.78 KG Carton volume: 15.75 FT³ 0.44 MT³	List price																																	
	MVL13017 Luxhide bonded leather or fabric (previously MVL13017F)	567																																
	<table><tr><th colspan="3">OVERALL DIMENSIONS</th><th colspan="3">SEAT DIMENSIONS</th><th colspan="2">BACK DIMENSIONS</th></tr><tr><th>W</th><th>D</th><th>H</th><th>W</th><th>D</th><th>H</th><th>W</th><th>H</th></tr><tr><td>IN 27</td><td>24</td><td>32</td><td>27</td><td>18</td><td>17</td><td>22</td><td>15.5</td></tr><tr><td>MM 686</td><td>610</td><td>813</td><td>686</td><td>457</td><td>432</td><td>559</td><td>394</td></tr></table>		OVERALL DIMENSIONS			SEAT DIMENSIONS			BACK DIMENSIONS		W	D	H	W	D	H	W	H	IN 27	24	32	27	18	17	22	15.5	MM 686	610	813	686	457	432	559	394
	OVERALL DIMENSIONS			SEAT DIMENSIONS			BACK DIMENSIONS																											
	W	D	H	W	D	H	W	H																										
IN 27	24	32	27	18	17	22	15.5																											
MM 686	610	813	686	457	432	559	394																											
Ergonomic features: M, N	<div>RTA 00</div> 1 per carton	<div></div> <div></div>																																
 Bench Ottoman Unit weight: 19 LB 8.6 KG Carton weight: 25 LB 11.34 KG Carton volume: 10.25 FT³ 0.29 MT³	List price																																	
	MVL13018	433																																
	<table><tr><th colspan="3">OVERALL DIMENSIONS</th></tr><tr><th>W</th><th>D</th><th>H</th></tr><tr><td>IN 27</td><td>21</td><td>18.75</td></tr><tr><td>MM 686</td><td>533</td><td>476</td></tr></table>		OVERALL DIMENSIONS			W	D	H	IN 27	21	18.75	MM 686	533	476																				
	OVERALL DIMENSIONS																																	
	W	D	H																															
IN 27	21	18.75																																
MM 686	533	476																																
Ergonomic features: M, N	<div>RTA 00</div> 1 per carton	<div></div> <div></div>																																


SODA TABLES



model MVL13016

STANDARD FEATURES

- 1" thick thermally fused laminate top surface with 2mm matching edgeband.
- Tables are standard with a Chrome frame with clear polycarbonate glides and are suitable for carpet, rubber or concrete flooring.
- Top surface available in 14 standard finishes (see page 145).
- Meets applicable ANSI/BIFMA standards.

TABLES	MODEL #	DIMENSIONS IN MM	WEIGHT LB KG	VOLUME FT³ MT³	LIST PRICE
	MVL13016 30" round	30 x - x 15.25 762 x - x 387	40 18.14	13 0.36	\$391
	MVL13023 30" square	30 x - x 15.25 762 x - x 387	45 20.41	13 0.36	\$391

30" Tables

Shipped assembled in 1 carton.

SPARROW



model OTG10920

STANDARD FEATURES

- Multi-purpose guest/occasional chair.
- Durable welded four-legged steel frame.
- Black mesh back with Black, Quilt (QL10) seat.
- Seat shroud design protects cushion seat pad when stacked.
- Nylon loop arms.
- Black nylon frame features a unique back grid.
- Shipped assembled - 4 per carton.
- Compliant with the emissions guidelines set by the GREENGUARD Environmental Institute.
- Limited Lifetime Warranty (2-year exceptions apply - see page 148).
- Weight capacity for this series is 300 lbs.

DESCRIPTION

MODEL# / FEATURES




Guest Chair, Mesh Back and Uph Seat

Unit weight: 18.5 LB | 8.4 KG
Carton weight: 20 LB | 9.07 KG
Carton volume: 17.5 FT³ | 0.49 MT³

List price
OTG10920 225

Ergonomic features:
M, N

OVERALL DIMENSIONS			SEAT DIMENSIONS			BACK DIMENSIONS		
	W	D	H	W	D	H	W	H
IN	24	21.5	33.5	18	17	18.5	17	15
MM	610	546	851	457	432	470	432	381
RTA 00			4 per carton					

STACKLITE



model MVL13046

STANDARD FEATURES

- Canadian made, lightweight stacking chair.
- ¾" steel tube frame in Black Sandtex finish.
- Standard with Black polypropylene glides.
- Stacks up to 10 high on floor or dolly (OTG11705).
- Features a handhold in upper back to assist with handling and stacking.
- Can be upholstered in all Global grade 1 seating textiles or in Luxhide bonded leather (see page 144).
- Compliant with the emissions guidelines set by the GREENGUARD Environmental Institute.
- Limited Lifetime Warranty (2-year exceptions apply - see page 148).
- Weight capacity for this series is 300 lbs.



DESCRIPTION

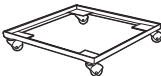
MODEL# / FEATURES



Lightweight Stacking Side Chair

Unit weight: 13 LB | 5.9 KG
Carton weight: 14 LB | 6.35 KG
Carton volume: 12 FT³ | 0.33 MT³

	List price								
MVL13046	149								
Sold in sets of 4 chairs.	OVERALL DIMENSIONS			SEAT DIMENSIONS			BACK DIMENSIONS		
	W	D	H	W	D	H	W	H	
	IN 17.5	22.5	33.5	16.5	16.5	18	12	15.5	
	MM 445	572	851	419	419	457	305	394	
Ergonomic features: M, N	RTA 00		4 per carton (pricing and specifications are for one chair)						
	List price								
OTG11705	163								



Dolly

Unit weight: 6 LB | 2.7 KG
Carton weight: 6.5 LB | 2.95 KG
Carton volume: 1.5 FT³ | 0.04 MT³

Stacks MVL13046 chairs,
up to 10 high.

OVERALL DIMENSIONS			SEAT DIMENSIONS			BACK DIMENSIONS	
W	D	H	W	D	H	W	H
IN 20.25	21.5	3.75	-	-	-	-	-
MM 514	546	95	-	-	-	-	-
RTA 00		courier		1 per carton		GREENGUARD	

STRADIC



model MVL11860

STANDARD FEATURES

- Tilter chair with a unique design mesh back.
- Standard with height adjustable arms with soft self-skinned urethane (SSU) armcaps that slide forward and backward.
- Dual wheel carpet casters (C1) are standard.
- Air flow mesh back is available in Black only.
- Seating surfaces can be upholstered in all Global grade 1 seating textiles with the exception of Luxhide (see page 144).
- Compliant with the emissions guidelines set by the GREENGUARD Environmental Institute.
- Limited Lifetime Warranty (5-year exceptions apply - see page 148).
- Weight capacity for this series is 300 lbs.
- Center tilt with upright position tilt lock.
- Tilt tension adjustment.
- Pneumatic seat height adjustment.

CHAIR ADJUSTMENTS

OPTIONAL FEATURES

- For hard surface flooring casters, please specify (C9R). Add \$18/set.

DESCRIPTION

MODEL# / FEATURES



Tilter, Mesh Back and Uph seat

Unit weight: 35 LB | 15.9 KG
Carton weight: 40 LB | 18.14 KG
Carton volume: 9.5 FT³ | 0.26 MT³

		List price							
MVL11860		452							
		OVERALL DIMENSIONS			SEAT DIMENSIONS			BACK DIMENSIONS	
		W	D	H	W	D	H	W	H
IN	25	23.5	35.5		20	17.5	15.5-20.5	18.5	18
MM	635	597	902		508	445	394-521	470	457
Ergonomic features:		RTA 1		courier	1 per carton		ENGINEERED TESTED ASSEMBLED CONÇU TESTÉ MONTÉ	GREENGLASS	
A, B, C, H, M, N, S									

SUBURB



model MVL13051



model MVL13052

STANDARD FEATURES


- Canadian made sofa series.
- All models are freestanding.
- Thick, plush cushions are reversible and removable.
- Standard with tapered wood legs in Black finish.
- Arms taper forward and feature a radius end.
- Can be upholstered in all Global grade 1 seating textiles or in Luxhide bonded leather (see page 144).
- Compliant with the emissions guidelines set by the GREENGUARD Environmental Institute.
- Limited Lifetime Warranty (5-year exceptions apply - see page 148).
- Weight capacity for this series is 300 lbs. per seat.

ALTERNATE TEXTILE OPTIONS

- Graded-in textiles are available. No minimum quantities. Contact Customer Service for pricing.

DESCRIPTION

MODEL# / FEATURES



Lounge Chair


Unit weight: 49 LB | 22.3 KG
Carton weight: 59 LB | 26.76 KG
Carton volume: 14.5 FT³ | 0.41 MT³

MVL13051

List price

726

OVERALL DIMENSIONS			SEAT DIMENSIONS			BACK DIMENSIONS		
	W	D	H	W	D	H	W	H
IN	30.25	32.75	31.5	21	19.5	17.5	21	14.5
MM	768	832	800	533	495	445	533	368
RTA 00			courier			1 per carton		
			CANADA			GREENGUARD		





Two Seat Sofa

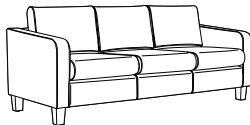
Unit weight: 71 LB | 32.3 KG
Carton weight: 83 LB | 37.65 KG
Carton volume: 24.25 FT³ | 0.68 MT³

MVL13052

List price

1107

OVERALL DIMENSIONS			SEAT DIMENSIONS			BACK DIMENSIONS		
	W	D	H	W	D	H	W	H
IN	52.25	32.75	31.5	43	19.5	17.5	43	14.5
MM	1327	832	800	1092	495	445	1092	368
RTA 00			1 per carton			 		





Three Seat Sofa

Unit weight: 94 LB | 42.7 KG
Carton weight: 108 LB | 48.99 KG
Carton volume: 34.25 FT³ | 0.96 MT³

MVL13053

List price

1487

OVERALL DIMENSIONS			SEAT DIMENSIONS			BACK DIMENSIONS		
	W	D	H	W	D	H	W	H
IN	74.25	32.75	31.5	65	19.5	17.5	65	14.5
MM	1886	832	800	1651	495	445	1651	368
RTA 00			1 per carton			 		

TAMI



model MVL1617



model MVL1616

STANDARD FEATURES

- Canadian made task chairs.
- Hinged back for enhanced comfort.
- Scuff resistant outer back shroud.
- MVL1617 is standard with height adjustable T-arms with self-skinned urethane (SSU) armcaps.
- Dual wheel carpet casters (C65) are standard.
- Can be upholstered in all Global grade 1 seating textiles with the exception of Luxhide (see page 144).
- Compliant with the emissions guidelines set by the GREENGUARD Environmental Institute.
- Limited Lifetime Warranty (5-year exceptions apply - see page 148).
- Weight capacity for this series is 300 lbs.

CHAIR ADJUSTMENTS

- Seat depth adjustment.
- Pneumatic seat height adjustment.

OPTIONAL FEATURES

- For hard surface flooring casters, please specify (C65R). Add \$18/set.

DESCRIPTION

MODEL# / FEATURES



Armless Task

Unit weight: 18 LB | 8.2 KG
Carton weight: 21 LB | 9.53 KG
Carton volume: 3.6 FT³ | 0.1 MT³

MVL1616

List price

203

OVERALL DIMENSIONS			SEAT DIMENSIONS			BACK DIMENSIONS	
W	D	H	W	D	H	W	H
IN 18	22	32	18	16	15.5-20.5	15.5	14
MM 457	559	813	457	406	394-521	394	356
Ergonomic features: C, E, M, N			RTA 2	courier	1 per carton	CANADA	GREENGUARD



Task w/Arms

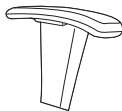
Unit weight: 24 LB | 10.9 KG
Carton weight: 27 LB | 12.25 KG
Carton volume: 4.6 FT³ | 0.13 MT³

MVL1617

List price

284

OVERALL DIMENSIONS			SEAT DIMENSIONS			BACK DIMENSIONS	
W	D	H	W	D	H	W	H
IN 22	22	32	18	16	15.5-20.5	15.5	14
MM 559	559	813	457	406	394-521	394	356
Ergonomic features: C, E, H, M, N			RTA 2	courier	1 per carton	CANADA	GREENGUARD



Height Adjustable T-Arms - 1 pair

Unit weight: 8 LB | 3.6 KG
Carton weight: 10 LB | 4.54 KG
Carton volume: 1.3 FT³ | 0.03 MT³

MVL2784

List price

94

OVERALL DIMENSIONS			SEAT DIMENSIONS			BACK DIMENSIONS	
W	D	H	W	D	H	W	H
IN 3	10	12	-	-	-	-	-
MM 76	254	305	-	-	-	-	-
			RTA 00	courier	1 pair per carton (pricing is for the pair, specifications are for one arm)		

THOMPSON



model OTG11633B

STANDARD FEATURES

- Plush management chair.
- Contoured cushions with waterfall seat edge and integrated headrest.
- Polished Aluminum fixed loop arms with upholstered armcaps.
- Polished Aluminum base with scuff resistant tips and dual wheel carpet casters (C65).
- Seating surfaces are upholstered in Black Luxhide bonded leather with contrasting stitch details.
- Compliant with the emissions guidelines set by the GREENGUARD Environmental Institute.
- Limited Lifetime Warranty (2-year exceptions apply - see page 148).
- Weight capacity for this series is 300 lbs.

CHAIR ADJUSTMENTS

- Center tilt with upright position tilt lock.
- Tilt tension adjustment.
- Pneumatic seat height adjustment.

OPTIONAL FEATURES

- Hard surface flooring casters (**C65R**) can be purchased separately. Add \$84/set.

DESCRIPTION

MODEL# / FEATURES



High Back Tilter
Unit weight: 44 LB | 20 KG
Carton weight: 48 LB | 21.77 KG
Carton volume: 7.5 FT³ | 0.21 MT³

Ergonomic features:
A, B, C, M, N, S

List price
OTG11633B 671

OVERALL DIMENSIONS			SEAT DIMENSIONS			BACK DIMENSIONS	
W	D	H	W	D	H	W	H
IN 26 MM 660	31 787	43 1092	22.5 572	21 533	16-20 406-508	22 559	25 635
RTA 8			courier 1 per carton			GREENGUARD	

TOMA



model OTG13032

STANDARD FEATURES

- Mesh back synchro-tilter chair.
- Standard with height adjustable T arms with self-skinned urethane (SSU) armcaps.
- Black base with dual wheel carpet casters (C1) is standard.
- Only available in Black polyester seat fabric with a Black mesh back.
- Compliant with the emissions guidelines set by the GREENGUARD Environmental Institute.
- Limited Lifetime Warranty (2-year exceptions apply - see page 148).
- Weight capacity for this series is 300 lbs.

CHAIR ADJUSTMENTS

- Upright position tilt lock.
- Tilt tension adjustment.
- Height adjustable flexible lumbar support.
- Pneumatic seat height adjustment.

OPTIONAL FEATURES

- Hard surface flooring casters (**C9R**) can be purchased separately. Add \$84/set.

DESCRIPTION

MODEL# / FEATURES



Medium Back Synchro-Tilter
Unit weight: 31 LB | 14.1 KG
Carton weight: 36 LB | 16.33 KG
Carton volume: 4.7 FT³ | 0.13 MT³

Ergonomic features:
A, B, C, D, H, L, M, N

List price
OTG13032 448

OVERALL DIMENSIONS			SEAT DIMENSIONS			BACK DIMENSIONS	
W	D	H	W	D	H	W	H
IN 24 MM 610	24 610	40 1016	18.5 470	17 432	18.5-22.5 470-572	17.5 445	20.5 521
RTA 8			courier 1 per carton			GREENGUARD	

TUMI



model OTG11776B

STANDARD FEATURES





- Contemporary management and boardroom chair.
- Fixed durable nylon arms.
- Dual wheel carpet casters (C65) are standard.
- Seating surfaces are upholstered in Black Luxhide bonded leather.
- Compliant with the emissions guidelines set by the GREENGUARD Environmental Institute.
- Limited Lifetime Warranty (2-year exceptions apply - see page 148).
- Weight capacity for this series is 300 lbs.

CHAIR ADJUSTMENTS

- Center tilt with upright position tilt lock.
- Tilt tension adjustment.
- Pneumatic seat height adjustment.

OPTIONAL FEATURES

- Hard surface flooring casters (**C65R**) can be purchased separately. Add \$84/set.

DESCRIPTION		MODEL# / FEATURES								
		List price								
	OTG11776B	357								
		OVERALL DIMENSIONS			SEAT DIMENSIONS			BACK DIMENSIONS		
		W	D	H	W	D	H	W	H	
		IN	24.5	25	41.5	20.5	18.5	16.5-20.5	20.5	22.5
		MM	622	635	1054	521	470	419-521	521	572
High Back Tilter Unit weight: 31 LB 14.1 KG Carton weight: 37 LB 16.78 KG Carton volume: 4.2 FT³ 0.11 MT³		Ergonomic features: A, B, C, M, N, S		 RTA 8		 courier		1 per carton		
										

ULTRA



model MVL11730



model MVL11743

STANDARD FEATURES

- Canadian made tilter and guest chairs.
- Internal welded steel frame.
- Chrome fixed arms (except armless models) and base.
- Dual wheel carpet casters (C65) are standard (except guest chairs).
- Seating surfaces can be upholstered in Luxhide bonded leather, in various colors (see page 144).
- Compliant with the emissions guidelines set by the GREENGUARD Environmental Institute.
- Limited Lifetime Warranty (5-year exceptions apply - see page 148).
- Weight capacity for this series is 300 lbs.

CHAIR ADJUSTMENTS

- Center tilt with upright position tilt lock.
- Tilt tension adjustment.
- Pneumatic seat height adjustment.

OPTIONAL FEATURES

- For hard surface flooring casters, please specify (C65R). Add \$18/set.
- Optional removable upholstered armcaps are available for tilter models with arms, please order (MVL11733).

ALTERNATE TEXTILE OPTIONS

- Graded-in textiles are available. No minimum quantities. Contact Customer Service for pricing.

DESCRIPTION

MODEL# / FEATURES



High Back Tilter w/Arms
Unit weight: 32 LB | 14.5 KG
Carton weight: 44 LB | 19.96 KG
Carton volume: 11 FT³ | 0.31 MT³

MVL11730

List price

584

OVERALL DIMENSIONS

IN 23.5 24.5 40
MM 597 622 1016

SEAT DIMENSIONS

W D H
21 17.5 17.5-22.5
533 445 445-572

BACK DIMENSIONS

W H
20 21
508 533

Ergonomic features:
A, B, C, M, N, S

RTA 1



1 per carton



Armless High Back Tilter
Unit weight: 28 LB | 12.7 KG
Carton weight: 38 LB | 17.24 KG
Carton volume: 11 FT³ | 0.31 MT³

MVL11732

List price

526

OVERALL DIMENSIONS

IN 21 24.5 40
MM 533 622 1016

SEAT DIMENSIONS

W D H
21 17.5 17.5-22.5
533 445 445-572

BACK DIMENSIONS

W H
20 21
508 533

Ergonomic features:
A, B, C, M, N, S

RTA 1



1 per carton



Upholstered Armcaps - 1 pair
Unit weight: 0.25 LB | 0.1 KG
Carton weight: 0.75 LB | 0.34 KG
Carton volume: 0.2 FT³ | 0.01 MT³

MVL11733

List price

46

OVERALL DIMENSIONS

IN 5.5 9.25 0.25
MM 140 235 6

SEAT DIMENSIONS

W D H
- - -
- - -

BACK DIMENSIONS

W H
- -
- -

For models with arms:
MVL11730, MVL11734.

RTA 00



1 per carton (pricing is for the pair, specifications are for one armcap)



Low Back Tilter w/Arms
Unit weight: 35 LB | 15.9 KG
Carton weight: 42 LB | 19.05 KG
Carton volume: 11 FT³ | 0.31 MT³

MVL11734

List price

568

OVERALL DIMENSIONS

IN 23.5 24.5 38
MM 597 622 965

SEAT DIMENSIONS

W D H
21 17.5 17.5-22.5
533 445 445-572

BACK DIMENSIONS

W H
20 19
508 483

Ergonomic features:
A, B, C, M, N, S

RTA 1



1 per carton



VALAN



model OTG11980

STANDARD FEATURES

- Synchro-tilter chairs with a geometric square mesh back design and internal lumbar support.
- Standard with height adjustable T-arms with soft self-skinned urethane (SSU) armcaps.
- Dual wheel carpet casters (C1) are standard.
- Air flow mesh back is available in Black only.
- Seating surface can be upholstered in Luxhide bonded leather, in various colors or in all Global grade 1 seating textiles (see page 144)
- Compliant with the emissions guidelines set by the GREENGUARD Environmental Institute.
- Limited Lifetime Warranty (5-year exceptions apply - see page 148).
- Weight capacity for this series is 300 lbs.

CHAIR ADJUSTMENTS

- Synchro tilt with upright position tilt lock.
- Tilt tension adjustment.
- Pneumatic seat height adjustment.

OPTIONAL FEATURES

- Hard surface flooring casters (**C9R**) can be purchased separately. Add \$84/set.

DESCRIPTION



High Back Synchro-Tilter, Mesh Back and Uph Seat

Unit weight: 36 LB | 16.4 KG
Carton weight: 42 LB | 19.05 KG
Carton volume: 5.75 FT³ | 0.16 MT³

MODEL# / FEATURES

		List price							
OTG11980		628							
Luxhide bonded leather or fabric (previously OTG11980F)									
OVERALL DIMENSIONS			SEAT DIMENSIONS			BACK DIMENSIONS			
	W	D	H	W	D	H	W	H	
IN	26	24	44	20.5	18	18-22	18	24.5	
MM	660	610	1118	521	457	457-559	457	622	
Ergonomic features:		RTA 8		courier		1 per carton		ENGINEERED TESTED ASSEMBLED CONÇO TESTÉ MONTÉ	
A, B, C, H, L, M, N									

VANIER



model MVL3170



model MVL3172

STANDARD FEATURES




- Management, boardroom and guest chairs. Canadian made.
- Generously padded seat and compound-curved back.
- Fixed nylon arms with self-skinned urethane (SSU) armcaps.
- Dual wheel carpet casters (C1) are standard (except guest chair).
- Guest chair has an oval steel tube frame with sled base.
- Seating surfaces can be upholstered in Luxhide bonded leather, in various colors (see page 144)
- Compliant with the emissions guidelines set by the GREENGUARD Environmental Institute.
- Limited Lifetime Warranty (5-year exceptions apply - see page 148).
- Weight capacity for this series is 300 lbs.

CHAIR ADJUSTMENTS

- Center tilt with upright position tilt lock.
- Tilt tension adjustment.
- Pneumatic seat height adjustment.

OPTIONAL FEATURES

- For hard surface flooring casters, please specify (C9R). Add \$18/set.

DESCRIPTION	MODEL# / FEATURES																																				
 High Back Tilter Unit weight: 40 LB 18.2 KG Carton weight: 47 LB 21.32 KG Carton volume: 12 FT³ 0.33 MT³	List price																																				
	MVL3170	636																																			
	<table><tr><th colspan="3">OVERALL DIMENSIONS</th><th colspan="3">SEAT DIMENSIONS</th><th colspan="2">BACK DIMENSIONS</th></tr><tr><th></th><th>W</th><th>D</th><th>H</th><th>W</th><th>D</th><th>H</th><th>W</th><th>H</th></tr><tr><td>IN</td><td>25.5</td><td>26</td><td>43</td><td>21</td><td>18</td><td>17-22</td><td>19</td><td>25.5</td></tr><tr><td>MM</td><td>648</td><td>660</td><td>1092</td><td>533</td><td>457</td><td>432-559</td><td>483</td><td>648</td></tr></table>		OVERALL DIMENSIONS			SEAT DIMENSIONS			BACK DIMENSIONS			W	D	H	W	D	H	W	H	IN	25.5	26	43	21	18	17-22	19	25.5	MM	648	660	1092	533	457	432-559	483	648
	OVERALL DIMENSIONS			SEAT DIMENSIONS			BACK DIMENSIONS																														
		W	D	H	W	D	H	W	H																												
IN	25.5	26	43	21	18	17-22	19	25.5																													
MM	648	660	1092	533	457	432-559	483	648																													
Ergonomic features: A, B, C, M, N, S																																					
<div>RTA 1</div> 1 per carton <div>CANADA</div> <div>GREENGUARD</div>																																					
 Medium Back Tilter Unit weight: 35 LB 15.9 KG Carton weight: 41 LB 18.6 KG Carton volume: 11.5 FT³ 0.32 MT³	List price																																				
	MVL3171	609																																			
	<table><tr><th colspan="3">OVERALL DIMENSIONS</th><th colspan="3">SEAT DIMENSIONS</th><th colspan="2">BACK DIMENSIONS</th></tr><tr><th></th><th>W</th><th>D</th><th>H</th><th>W</th><th>D</th><th>H</th><th>W</th><th>H</th></tr><tr><td>IN</td><td>25.5</td><td>26</td><td>37</td><td>21</td><td>18</td><td>17-22</td><td>19</td><td>19.5</td></tr><tr><td>MM</td><td>648</td><td>660</td><td>940</td><td>533</td><td>457</td><td>432-559</td><td>483</td><td>495</td></tr></table>		OVERALL DIMENSIONS			SEAT DIMENSIONS			BACK DIMENSIONS			W	D	H	W	D	H	W	H	IN	25.5	26	37	21	18	17-22	19	19.5	MM	648	660	940	533	457	432-559	483	495
	OVERALL DIMENSIONS			SEAT DIMENSIONS			BACK DIMENSIONS																														
		W	D	H	W	D	H	W	H																												
IN	25.5	26	37	21	18	17-22	19	19.5																													
MM	648	660	940	533	457	432-559	483	495																													
Ergonomic features: A, B, C, M, N, S																																					
<div>RTA 1</div> 1 per carton <div>CANADA</div> <div>GREENGUARD</div>																																					
 Medium Back Guest Chair - Sled Base Unit weight: 31 LB 14.1 KG Carton weight: 37 LB 16.78 KG Carton volume: 15.75 FT³ 0.44 MT³	List price																																				
	MVL3172	594																																			
	<table><tr><th colspan="3">OVERALL DIMENSIONS</th><th colspan="3">SEAT DIMENSIONS</th><th colspan="2">BACK DIMENSIONS</th></tr><tr><th></th><th>W</th><th>D</th><th>H</th><th>W</th><th>D</th><th>H</th><th>W</th><th>H</th></tr><tr><td>IN</td><td>25.5</td><td>26</td><td>34.5</td><td>21</td><td>18</td><td>17</td><td>19</td><td>18.5</td></tr><tr><td>MM</td><td>648</td><td>660</td><td>876</td><td>533</td><td>457</td><td>432</td><td>483</td><td>470</td></tr></table>		OVERALL DIMENSIONS			SEAT DIMENSIONS			BACK DIMENSIONS			W	D	H	W	D	H	W	H	IN	25.5	26	34.5	21	18	17	19	18.5	MM	648	660	876	533	457	432	483	470
	OVERALL DIMENSIONS			SEAT DIMENSIONS			BACK DIMENSIONS																														
		W	D	H	W	D	H	W	H																												
IN	25.5	26	34.5	21	18	17	19	18.5																													
MM	648	660	876	533	457	432	483	470																													
Ergonomic features: M, N																																					
<div>RTA 00</div> 1 per carton <div>CANADA</div> <div>GREENGUARD</div>																																					

WOODBRIDGE



model OTG11617B

STANDARD FEATURES

- Management and boardroom chair.
- Durable nylon arms with upholstered armrests.
- Dual wheel carpet casters (C65) are standard.
- Seating surfaces are upholstered in Black Luxhide bonded leather.
- Compliant with the emissions guidelines set by the GREENGUARD Environmental Institute.
- Limited Lifetime Warranty (2-year exceptions apply - see page 148).
- Weight capacity for this series is 300 lbs.

CHAIR ADJUSTMENTS

- Center tilt with upright position tilt lock.
- Tilt tension adjustment.
- Pneumatic seat height adjustment.

OPTIONAL FEATURES

- Hard surface flooring casters (**C65R**) can be purchased separately. Add \$84/set.

DESCRIPTION

MODEL# / FEATURES



High Back Tilter
Unit weight: 34 LB | 15.5 KG
Carton weight: 38 LB | 17.24 KG
Carton volume: 6.13 FT³ | 0.17 M³

Ergonomic features:
A, B, C, M, N, S

List price								
OTG11617B								
396								
OVERALL DIMENSIONS			SEAT DIMENSIONS			BACK DIMENSIONS		
	W	D	H	W	D	H	W	H
IN	26	27	42.5	20.5	18	16.5-20.5	21	24
MM	660	686	1080	521	457	419-521	533	610
RTA 8			courier			1 per carton		

YOHO



model MVL2789

STANDARD FEATURES





- Canadian made task chairs.
- Thick cushion compound-curved back offers great lumbar support.
- Standard with height adjustable T-arms with durable self-skinned urethane (SSU) armcaps (except armless models).
- Dual wheel carpet casters (C65) are standard.
- Height adjustable chairs are equipped with an adjustable Chrome footrest.
- Seating surfaces can be upholstered in Luxhide bonded leather (various colors) or in all Global grade 1 seating textiles (see page 144).
- Compliant with the emissions guidelines set by the GREENGUARD Environmental Institute.
- Limited Lifetime Warranty (5-year exceptions apply - see page 148).
- Weight capacity for this series is 300 lbs.

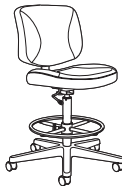
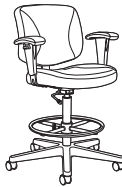

CHAIR ADJUSTMENTS

- Seat depth adjustment.
- Pneumatic seat height adjustment.

OPTIONAL FEATURES

- For hard surface flooring casters, please specify (C65R). Add \$18/set.

DESCRIPTION		MODEL# / FEATURES																																				
	Medium Back Task w/Arms Unit weight: 32 LB 14.5 KG Carton weight: 38 LB 17.24 KG Carton volume: 5.5 FT³ 0.15 MT³	List price																																				
		MVL2778 Luxhide bonded leather or fabric																																				
		465																																				
		<table><tr><th colspan="3">OVERALL DIMENSIONS</th><th colspan="3">SEAT DIMENSIONS</th><th colspan="2">BACK DIMENSIONS</th></tr><tr><th></th><th>W</th><th>D</th><th>H</th><th>W</th><th>D</th><th>H</th><th>W</th><th>H</th></tr><tr><td>IN</td><td>24.5</td><td>24.5</td><td>38</td><td>19</td><td>16</td><td>16.5-21.5</td><td>18</td><td>19</td></tr><tr><td>MM</td><td>622</td><td>622</td><td>965</td><td>483</td><td>406</td><td>419-546</td><td>457</td><td>483</td></tr></table>		OVERALL DIMENSIONS			SEAT DIMENSIONS			BACK DIMENSIONS			W	D	H	W	D	H	W	H	IN	24.5	24.5	38	19	16	16.5-21.5	18	19	MM	622	622	965	483	406	419-546	457	483
		OVERALL DIMENSIONS			SEAT DIMENSIONS			BACK DIMENSIONS																														
	W	D	H	W	D	H	W	H																														
IN	24.5	24.5	38	19	16	16.5-21.5	18	19																														
MM	622	622	965	483	406	419-546	457	483																														
Ergonomic features: C, E, H, M, N																																						
	Medium Back Armless Task Unit weight: 23 LB 10.5 KG Carton weight: 29 LB 13.15 KG Carton volume: 5.5 FT³ 0.15 MT³	List price																																				
		MVL2779 Luxhide bonded leather or fabric																																				
		385																																				
		<table><tr><th colspan="3">OVERALL DIMENSIONS</th><th colspan="3">SEAT DIMENSIONS</th><th colspan="2">BACK DIMENSIONS</th></tr><tr><th></th><th>W</th><th>D</th><th>H</th><th>W</th><th>D</th><th>H</th><th>W</th><th>H</th></tr><tr><td>IN</td><td>19</td><td>24.5</td><td>38</td><td>19</td><td>16.5</td><td>16.5-21.5</td><td>18</td><td>19</td></tr><tr><td>MM</td><td>483</td><td>622</td><td>965</td><td>483</td><td>406</td><td>419-546</td><td>457</td><td>483</td></tr></table>		OVERALL DIMENSIONS			SEAT DIMENSIONS			BACK DIMENSIONS			W	D	H	W	D	H	W	H	IN	19	24.5	38	19	16.5	16.5-21.5	18	19	MM	483	622	965	483	406	419-546	457	483
		OVERALL DIMENSIONS			SEAT DIMENSIONS			BACK DIMENSIONS																														
	W	D	H	W	D	H	W	H																														
IN	19	24.5	38	19	16.5	16.5-21.5	18	19																														
MM	483	622	965	483	406	419-546	457	483																														
Ergonomic features: C, E, M, N																																						
	Low Back Armless Task Unit weight: 23 LB 10.5 KG Carton weight: 28 LB 12.7 KG Carton volume: 4.7 FT³ 0.13 MT³	List price																																				
		MVL2786 Luxhide bonded leather or fabric (previously MVL2786F)																																				
		297																																				
		<table><tr><th colspan="3">OVERALL DIMENSIONS</th><th colspan="3">SEAT DIMENSIONS</th><th colspan="2">BACK DIMENSIONS</th></tr><tr><th></th><th>W</th><th>D</th><th>H</th><th>W</th><th>D</th><th>H</th><th>W</th><th>H</th></tr><tr><td>IN</td><td>19</td><td>24</td><td>34</td><td>19</td><td>16.5</td><td>16-21</td><td>17.5</td><td>16</td></tr><tr><td>MM</td><td>483</td><td>610</td><td>864</td><td>483</td><td>419</td><td>406-533</td><td>445</td><td>406</td></tr></table>		OVERALL DIMENSIONS			SEAT DIMENSIONS			BACK DIMENSIONS			W	D	H	W	D	H	W	H	IN	19	24	34	19	16.5	16-21	17.5	16	MM	483	610	864	483	419	406-533	445	406
		OVERALL DIMENSIONS			SEAT DIMENSIONS			BACK DIMENSIONS																														
	W	D	H	W	D	H	W	H																														
IN	19	24	34	19	16.5	16-21	17.5	16																														
MM	483	610	864	483	419	406-533	445	406																														
Ergonomic features: C, E, M, N																																						
	Low Back Task w/Arms Unit weight: 29 LB 13.2 KG Carton weight: 34 LB 15.42 KG Carton volume: 4.7 FT³ 0.13 MT³	List price																																				
		MVL2789 Luxhide bonded leather or fabric (previously MVL2789F)																																				
		391																																				
		<table><tr><th colspan="3">OVERALL DIMENSIONS</th><th colspan="3">SEAT DIMENSIONS</th><th colspan="2">BACK DIMENSIONS</th></tr><tr><th></th><th>W</th><th>D</th><th>H</th><th>W</th><th>D</th><th>H</th><th>W</th><th>H</th></tr><tr><td>IN</td><td>24</td><td>24</td><td>34</td><td>19</td><td>16.5</td><td>16-21</td><td>17.5</td><td>16</td></tr><tr><td>MM</td><td>610</td><td>610</td><td>864</td><td>483</td><td>419</td><td>406-533</td><td>445</td><td>406</td></tr></table>		OVERALL DIMENSIONS			SEAT DIMENSIONS			BACK DIMENSIONS			W	D	H	W	D	H	W	H	IN	24	24	34	19	16.5	16-21	17.5	16	MM	610	610	864	483	419	406-533	445	406
		OVERALL DIMENSIONS			SEAT DIMENSIONS			BACK DIMENSIONS																														
	W	D	H	W	D	H	W	H																														
IN	24	24	34	19	16.5	16-21	17.5	16																														
MM	610	610	864	483	419	406-533	445	406																														
Ergonomic features: C, E, H, M, N																																						

DESCRIPTION		MODEL# / FEATURES																																				
	Low Back Armless Height Adjustable Task Stool Unit weight: 40 LB 18.2 KG Carton weight: 45 LB 20.41 KG Carton volume: 7 FT³ 0.19 MT³	List price																																				
		MVL2796 462																																				
		Luxhide bonded leather or fabric (previously MVL2796F)																																				
		<table><tr><th colspan="3">OVERALL DIMENSIONS</th><th colspan="3">SEAT DIMENSIONS</th><th colspan="2">BACK DIMENSIONS</th></tr><tr><th></th><th>W</th><th>D</th><th>H</th><th>W</th><th>D</th><th>H</th><th>W</th><th>H</th></tr><tr><td>IN</td><td>19</td><td>24</td><td>44</td><td>19</td><td>16.5</td><td>23.5-33.5</td><td>17.5</td><td>16</td></tr><tr><td>MM</td><td>483</td><td>610</td><td>1118</td><td>483</td><td>419</td><td>597-851</td><td>445</td><td>406</td></tr></table>		OVERALL DIMENSIONS			SEAT DIMENSIONS			BACK DIMENSIONS			W	D	H	W	D	H	W	H	IN	19	24	44	19	16.5	23.5-33.5	17.5	16	MM	483	610	1118	483	419	597-851	445	406
		OVERALL DIMENSIONS			SEAT DIMENSIONS			BACK DIMENSIONS																														
	W	D	H	W	D	H	W	H																														
IN	19	24	44	19	16.5	23.5-33.5	17.5	16																														
MM	483	610	1118	483	419	597-851	445	406																														
Ergonomic features: C, E, M, N																																						
	Low Back Height Adjustable Task Stool w/Arms Unit weight: 46 LB 20.9 KG Carton weight: 50 LB 22.68 KG Carton volume: 7 FT³ 0.19 MT³	List price																																				
		MVL2799 555																																				
		Luxhide bonded leather or fabric (previously MVL2799F)																																				
		<table><tr><th colspan="3">OVERALL DIMENSIONS</th><th colspan="3">SEAT DIMENSIONS</th><th colspan="2">BACK DIMENSIONS</th></tr><tr><th></th><th>W</th><th>D</th><th>H</th><th>W</th><th>D</th><th>H</th><th>W</th><th>H</th></tr><tr><td>IN</td><td>24</td><td>24</td><td>44</td><td>19</td><td>16.5</td><td>23.5-33.5</td><td>17.5</td><td>16</td></tr><tr><td>MM</td><td>610</td><td>610</td><td>1118</td><td>483</td><td>419</td><td>597-851</td><td>445</td><td>406</td></tr></table>		OVERALL DIMENSIONS			SEAT DIMENSIONS			BACK DIMENSIONS			W	D	H	W	D	H	W	H	IN	24	24	44	19	16.5	23.5-33.5	17.5	16	MM	610	610	1118	483	419	597-851	445	406
		OVERALL DIMENSIONS			SEAT DIMENSIONS			BACK DIMENSIONS																														
	W	D	H	W	D	H	W	H																														
IN	24	24	44	19	16.5	23.5-33.5	17.5	16																														
MM	610	610	1118	483	419	597-851	445	406																														
Ergonomic features: C, E, H, M, N																																						
	Height Adjustable T-Arms - 1 pair Unit weight: 8 LB 3.6 KG Carton weight: 10 LB 4.54 KG Carton volume: 1.3 FT³ 0.03 MT³	List price																																				
		MVL2784 94																																				
		<table><tr><th colspan="3">OVERALL DIMENSIONS</th><th colspan="3">SEAT DIMENSIONS</th><th colspan="2">BACK DIMENSIONS</th></tr><tr><th></th><th>W</th><th>D</th><th>H</th><th>W</th><th>D</th><th>H</th><th>W</th><th>H</th></tr><tr><td>IN</td><td>3</td><td>10</td><td>12</td><td>-</td><td>-</td><td>-</td><td>-</td><td>-</td></tr><tr><td>MM</td><td>76</td><td>254</td><td>305</td><td>-</td><td>-</td><td>-</td><td>-</td><td>-</td></tr></table>		OVERALL DIMENSIONS			SEAT DIMENSIONS			BACK DIMENSIONS			W	D	H	W	D	H	W	H	IN	3	10	12	-	-	-	-	-	MM	76	254	305	-	-	-	-	-
		OVERALL DIMENSIONS			SEAT DIMENSIONS			BACK DIMENSIONS																														
			W	D	H	W	D	H	W	H																												
IN	3	10	12	-	-	-	-	-																														
MM	76	254	305	-	-	-	-	-																														
1 pair per carton (pricing is for the pair, specifications are for one arm)																																						