

Seating

Actin.....	10	Lite-Lift.....	53
Altona.....	10	Locate.....	54
Amira.....	11	Lumi.....	56
Annapolis.....	12	M-Task.....	57
Archer II.....	13	Minto.....	58
Ashmont.....	14	MVL File Buddy.....	59
Ashton.....	15	Nemo.....	60
Avro.....	16	Newcastle.....	60
Beta.....	21	Overtime.....	61
Bolt.....	22	Overtime 350.....	61
Brighton.....	22	Overtime 350M.....	62
Caman.....	23	Overtime 350S.....	63
Carleton.....	24	Pacer.....	64
Centro.....	25	Pacific.....	64
Cobalt.....	26	Part-Time.....	65
Craft.....	27	Petra.....	66
Craft tables.....	29	Plan.....	67
Danio.....	31	Safari.....	68
Dash.....	32	Six 13.....	68
Dori 2.....	32	Six 31.....	69
Eor.....	33	Soda.....	70
Finch.....	34	Soda tables.....	70
Flint.....	35	Sparrow.....	71
Format.....	36	Stradic.....	72
Full-Time.....	37	Suburb.....	73
Gennex.....	38	Tami.....	74
Geo.....	39	Thompson.....	75
Hardy.....	41	Toma.....	75
Ibex.....	42	Tumi.....	76
Ionic benches.....	49	Ultra.....	77
Java.....	50	Vanier.....	79
Kaysee.....	51	Woodbridge.....	80
Kazan.....	51	Yoho.....	81
Kylie.....	52	Zim.....	83

ERGONOMIC FEATURES & BENEFITS

EACH GLOBAL CHAIR IS BUILT WITH FEATURES THAT ARE ERGONOMICALLY DESIGNED TO PROMOTE GOOD POSTURE AND PROVIDE MAXIMUM COMFORT. WHILE FULLY SUPPORTING YOUR BODY, THESE FEATURES SHOULD ALSO ALLOW YOU TO ADJUST YOUR CHAIR TO FIT YOU.



A TENSION ADJUSTMENT

Increase or decrease to match body weight. Allows you to rock comfortably, without heavy pushing, reducing muscle fatigue.



B CHAIR TILT LOCK

Lock the tilt movement in position(s) to accommodate your working posture. Allows you to lock your chair in a comfortable and supportive position. (Can be either single position, multiple position or infinite position.)



C SEAT HEIGHT

Raise or lower to allow your feet to rest flat on the floor. Avoids pressure under your thighs, easing blood flow.



D BACK/LUMBAR HEIGHT ADJUSTMENT

Raise or lower to position lumbar support in your lumbar area. Reduces likelihood of back pain.



E SEAT DEPTH

Change the depth of the seat to accommodate the length of your thighs. Keeps your back in contact with the backrest while avoiding pressure behind your knees. Can be sliding (MD) or manual.



F SEAT ANGLE ADJUSTMENT

Allows chair to tilt forward changing the angle of your thighs in relation to the floor. Helps reduce disc pressure during forward leaning tasks.



G BACK ANGLE ADJUSTMENT

Adjust to change the angle of your torso in relation to your thighs. Helps reduce disc pressure and relaxes your back muscles.



H ARM HEIGHT

Raise or lower to support your forearms. Reduces muscular effort in neck and shoulders, minimizing risk of pain.



J KNEE-TILT MOVEMENT

Chair tilts from a pivot point at the front of the seat, keeping your feet on the floor as you rock. Maintains stability.



L SYNCHRO-TILT MOVEMENT

Backrest reclines at a faster rate than the seat, increasing the angle between your torso and thighs. Enhances comfort and encourages dynamic body movement.



M WATERFALL SEAT EDGE

Reduces pressure at the back of your knees, contributing to good blood flow.



N CONTOURED CUSHION

Supports the body effectively, allowing you to sit longer without discomfort.



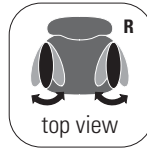
P VIBRATING SEAT & BACK

Soothing effect contributes to your relaxation during work breaks.



Q WIDTH ADJUSTABLE ARMS

Allows outward movement of armrests to match shoulder breadth. Ensures armrests properly support forearms, reducing muscular efforts in neck and shoulders.



R ARM ROTATION

Rotate armcaps to support your forearms in various positions. Reduces muscular effort in neck and shoulders minimizing risk of pain.



S CENTER TILT

Chair tilts from a pivot point under the center of the seat allowing you to rock. When your feet are well supported, blood flow is enhanced.



U SOFT DESCENT PNEUMATIC LIFT

Gently and gradually lowering the seat helps you easily select proper seat height without causing a jerking motion.



V LUMBAR DEPTH ADJUSTMENT

Increase or decrease curvature of the back to match the profile of your lower back. Enhances comfort and support in the lower lumbar area.

MAXIMIZING YOUR ERGONOMIC SEATING

- Always select a chair that is designed for the type of work you perform and make certain the chair is comfortable for the length of time spent using it.
- Ensure that the seat and back cushions are contoured to fit your body, which will help eliminate pressure points.
- An ergonomically designed chair should allow changing positions easily.
- As you work, reposition yourself throughout the day to reduce strain and stress on specific muscle groups. If you change job functions, adjust your chair to fit the new task.
- Proper ergonomic seating should help eliminate many of the work related injuries that result from poor posture and poorly designed chairs.

TASK



ADJUSTMENTS

- (2) Pneumatic seat height
- (8) Manual seat depth
- Back/lumbar height **
- Swivel

POSTURE TASK



ADJUSTMENTS

- (2) Pneumatic seat height
- (3) Back angle
- (6) Back/lumbar height **
- Seat depth *
- Swivel

NOTES

- * Select models only.
- ** Ratchet back height adjustment on select models.
- Mechanisms shown are generic depictions and may differ from one chair to another.

TILTER



ADJUSTMENTS

- (1) Tilt tension
- (2) Pneumatic seat height
- (9) Multiple position tilt lock *
- Center tilt action
- Swivel

MULTI-TILTER



ADJUSTMENTS

- (1) Tilt tension
- (2) Pneumatic seat height
- (3) Back angle adjustment
- (4) Seat angle
- (8) Sliding seat depth adjustment (MD)
- (9) Infinite position tilt lock
- Back/lumbar height **
- Center tilt action
- Swivel

SYNCHRO-TILTER



ADJUSTMENTS

- (1) Tilt tension
- (2) Pneumatic seat height
- (9) Multiple position tilt lock/ synchro tilt action
- Anti kick back
- Back/lumbar height **
- Swivel

OPERATOR



ADJUSTMENTS

- (2) Pneumatic seat height
- (3) Back angle *(free float/lock)
- (4) Seat angle *(free float/lock)
- Back/lumbar height **
- With single lever operator mechanism, seat and back angle are controlled using lever 4 *
- Swivel

ACTIN



model OTG11950B

STANDARD FEATURES





- Value priced multi-tilter.
- Fully upholstered seat and back.
- Standard with height adjustable arms.
- Dual wheel carpet casters (C65) are standard.
- Upholstered in Black, Quilt (QL10) only.
- Compliant with the emissions guidelines set by the GREENGUARD Environmental Institute.
- Limited Lifetime Warranty (2-year exceptions apply - see page 153).
- Weight capacity for this series is 300 lbs.

CHAIR ADJUSTMENTS

- Multi-tilter mechanism with infinite position tilt lock.
- Tilt tension adjustment.
- Independent back and seat angle adjustment.
- Seat depth adjustment.
- Ratchet back height adjustment.
- Pneumatic seat height adjustment.

OPTIONAL FEATURES

- Hard surface flooring casters (**C65R**) can be purchased separately. Add \$96/set.

DESCRIPTION	MODEL# / FEATURES	List price							
 <p>Medium Back Multi-Tilter Unit weight: 47 LB 21.4 KG Carton weight: 53 LB 24.04 KG Carton volume: 7.5 FT³ 0.21 MT³</p>	<p>OTG11950B Black Quilt fabric</p> <p>Ergonomic features: A, B, C, D, E, G, H, M, N, S</p>	603							
		OVERALL DIMENSIONS			SEAT DIMENSIONS			BACK DIMENSIONS	
		W	D	H	W	D	H	W	H
IN 26.5	23.5	39	20.5	17	17.5-21.5	19	19.5		
MM 673	597	991	521	432	445-546	483	495		
					1 per carton				

ALTONA



model OTG11616B

STANDARD FEATURES





- Altona offers comfort and generous proportions at an affordable price.
- Durable nylon arms are standard.
- Dual wheel carpet casters (C65) are standard.
- OTG11615B is upholstered in Black, Quilt (QL10).
- OTG11616B seating surfaces are upholstered in Black Luxhide bonded leather (PU30/BL20).
- Compliant with the emissions guidelines set by the GREENGUARD Environmental Institute.
- Limited Lifetime Warranty (2-year exceptions apply - see page 153).
- Weight capacity for this series is 300 lbs.

CHAIR ADJUSTMENTS

- Tilter mechanism with upright tilt lock.
- Tilt tension adjustment.
- Pneumatic seat height adjustment.

OPTIONAL FEATURES

- Hard surface flooring casters (**C65R**) can be purchased separately. Add \$96/set.

DESCRIPTION	MODEL# / FEATURES	List price						
 <p>High Back Tilter Unit weight: 32 LB 14.5 KG Carton weight: 37 LB 16.78 KG Carton volume: 4.56 FT³ 0.12 MT³</p>	<p>OTG11615B Black Quilt fabric</p> <p>OTG11616B Black Luxhide leather</p> <p>Ergonomic features: A, B, C, M, N, S</p>	382						
		405						
		OVERALL DIMENSIONS			SEAT DIMENSIONS			BACK DIMENSIONS
W	D	H	W	D	H	W	H	
IN 24	26.5	41	20	19	16.5-20.5	20.5	23	
MM 610	673	1041	508	483	419-521	521	584	
					1 per carton			

AMIRA



model OTG13020

STANDARD FEATURES



- Mesh back and upholstered seat tilter chair.
- Soft sculpted frame design.
- Fixed loop arms.
- Black base with dual wheel carpet casters (C65) is standard.
- Seat can be upholstered in Black polyester with Black mesh back (**BLK**) or in Blue polyester with Blue/Grey mesh back (**BLU**).
- Compliant with the emissions guidelines set by the GREENGUARD Environmental Institute.
- Limited Lifetime Warranty (2-year exceptions apply - see page 153).
- Weight capacity for this series is 300 lbs.

CHAIR ADJUSTMENTS

- Center tilt with upright position tilt lock.
- Tilt tension adjustment.
- Pneumatic seat height adjustment.

OPTIONAL FEATURES

- Hard surface flooring casters (**C65R**) can be purchased separately. Add \$96/set.

DESCRIPTION		MODEL# / FEATURES							
 <p>Medium Mesh Back Tilter Unit weight: 26 LB 11.8 KG Carton weight: 31 LB 14.06 KG Carton volume: 4.6 FT³ 0.13 MT³</p>	<p>OTG13020</p> <p>Ergonomic features: A, B, C, M, N, S</p>	List price							
		425							
		OVERALL DIMENSIONS			SEAT DIMENSIONS			BACK DIMENSIONS	
		W	D	H	W	D	H	W	H
		IN 23.5 MM 597	25 635	40.5 1029	20.5 521	18 457	17-21 432-533	18.5 470	21 533
		RTA 8		courier 1 per carton					

ANNAPOLIS



model MVL2732

STANDARD FEATURES





- Simple function, great price.
- Canadian made.
- Durable nylon arms are standard.
- Dual wheel carpet casters (C65) are standard.
- MVL2732 and MVL2732-9 seating surfaces can be upholstered in Luxhide bonded leather, in various colors (see page 149).
- MVL2733 and MVL2733-9 can be upholstered in all Global grade 1 seating textiles (see page 149).
- Compliant with the emissions guidelines set by the GREENGUARD Environmental Institute.
- Limited Lifetime Warranty (5-year exceptions apply - see page 153).
- Weight capacity for this series is 300 lbs.

CHAIR ADJUSTMENTS

- Tilter mechanism with upright tilt lock.
- Tilt tension adjustment.
- Pneumatic seat height adjustment.

OPTIONAL FEATURES

- For hard surface flooring casters, please specify (C65R). Add \$21/set.

DESCRIPTION	MODEL# / FEATURES																																			
 <p>High Back Tilter - Assembled Unit weight: 36 LB 16.4 KG Carton weight: 40 LB 18.14 KG Carton volume: 11.5 FT³ 0.32 MT³</p>	<p>List price</p> <p>MVL2732 372 Luxhide bonded leather</p>																																			
	<table border="1"> <thead> <tr> <th rowspan="2"></th> <th colspan="3">OVERALL DIMENSIONS</th> <th colspan="3">SEAT DIMENSIONS</th> <th colspan="2">BACK DIMENSIONS</th> </tr> <tr> <th>W</th> <th>D</th> <th>H</th> <th>W</th> <th>D</th> <th>H</th> <th>W</th> <th>H</th> </tr> </thead> <tbody> <tr> <td>IN</td> <td>25.5</td> <td>28</td> <td>43</td> <td>20.5</td> <td>19.5</td> <td>16-20</td> <td>20.5</td> <td>24</td> </tr> <tr> <td>MM</td> <td>648</td> <td>711</td> <td>1092</td> <td>521</td> <td>495</td> <td>406-508</td> <td>521</td> <td>610</td> </tr> </tbody> </table>		OVERALL DIMENSIONS			SEAT DIMENSIONS			BACK DIMENSIONS		W	D	H	W	D	H	W	H	IN	25.5	28	43	20.5	19.5	16-20	20.5	24	MM	648	711	1092	521	495	406-508	521	610
			OVERALL DIMENSIONS			SEAT DIMENSIONS			BACK DIMENSIONS																											
		W	D	H	W	D	H	W	H																											
IN	25.5	28	43	20.5	19.5	16-20	20.5	24																												
MM	648	711	1092	521	495	406-508	521	610																												
<p>Ergonomic features: A, B, C, M, N, S</p> <p>RTA 1 1 per carton</p> <p>CANADA GREENGUARD</p>																																				
 <p>High Back Tilter - Condensed Packaging Unit weight: 36 LB 16.4 KG Carton weight: 40 LB 18.14 KG Carton volume: 6 FT³ 0.16 MT³</p>	<p>List price</p> <p>MVL2732-9 372 Luxhide bonded leather</p>																																			
	<table border="1"> <thead> <tr> <th rowspan="2"></th> <th colspan="3">OVERALL DIMENSIONS</th> <th colspan="3">SEAT DIMENSIONS</th> <th colspan="2">BACK DIMENSIONS</th> </tr> <tr> <th>W</th> <th>D</th> <th>H</th> <th>W</th> <th>D</th> <th>H</th> <th>W</th> <th>H</th> </tr> </thead> <tbody> <tr> <td>IN</td> <td>25.5</td> <td>28</td> <td>43</td> <td>20.5</td> <td>19.5</td> <td>16-20</td> <td>20.5</td> <td>24</td> </tr> <tr> <td>MM</td> <td>648</td> <td>711</td> <td>1092</td> <td>521</td> <td>495</td> <td>406-508</td> <td>521</td> <td>610</td> </tr> </tbody> </table>		OVERALL DIMENSIONS			SEAT DIMENSIONS			BACK DIMENSIONS		W	D	H	W	D	H	W	H	IN	25.5	28	43	20.5	19.5	16-20	20.5	24	MM	648	711	1092	521	495	406-508	521	610
			OVERALL DIMENSIONS			SEAT DIMENSIONS			BACK DIMENSIONS																											
		W	D	H	W	D	H	W	H																											
IN	25.5	28	43	20.5	19.5	16-20	20.5	24																												
MM	648	711	1092	521	495	406-508	521	610																												
<p>Ergonomic features: A, B, C, M, N, S</p> <p>RTA 8 courier 1 per carton</p> <p>CANADA GREENGUARD</p>																																				
 <p>High Back Tilter - Assembled Unit weight: 36 LB 16.4 KG Carton weight: 40 LB 18.14 KG Carton volume: 11.5 FT³ 0.32 MT³</p>	<p>List price</p> <p>MVL2733 372 Fabric</p>																																			
	<table border="1"> <thead> <tr> <th rowspan="2"></th> <th colspan="3">OVERALL DIMENSIONS</th> <th colspan="3">SEAT DIMENSIONS</th> <th colspan="2">BACK DIMENSIONS</th> </tr> <tr> <th>W</th> <th>D</th> <th>H</th> <th>W</th> <th>D</th> <th>H</th> <th>W</th> <th>H</th> </tr> </thead> <tbody> <tr> <td>IN</td> <td>25.5</td> <td>28</td> <td>43</td> <td>20.5</td> <td>19.5</td> <td>16-20</td> <td>20.5</td> <td>24</td> </tr> <tr> <td>MM</td> <td>648</td> <td>711</td> <td>1092</td> <td>521</td> <td>495</td> <td>406-508</td> <td>521</td> <td>610</td> </tr> </tbody> </table>		OVERALL DIMENSIONS			SEAT DIMENSIONS			BACK DIMENSIONS		W	D	H	W	D	H	W	H	IN	25.5	28	43	20.5	19.5	16-20	20.5	24	MM	648	711	1092	521	495	406-508	521	610
			OVERALL DIMENSIONS			SEAT DIMENSIONS			BACK DIMENSIONS																											
		W	D	H	W	D	H	W	H																											
IN	25.5	28	43	20.5	19.5	16-20	20.5	24																												
MM	648	711	1092	521	495	406-508	521	610																												
<p>Ergonomic features: A, B, C, M, N, S</p> <p>RTA 1 1 per carton</p> <p>CANADA GREENGUARD</p>																																				
 <p>High Back Tilter - Condensed Packaging Unit weight: 36 LB 16.4 KG Carton weight: 40 LB 18.14 KG Carton volume: 6 FT³ 0.16 MT³</p>	<p>List price</p> <p>MVL2733-9 372 Fabric</p>																																			
	<table border="1"> <thead> <tr> <th rowspan="2"></th> <th colspan="3">OVERALL DIMENSIONS</th> <th colspan="3">SEAT DIMENSIONS</th> <th colspan="2">BACK DIMENSIONS</th> </tr> <tr> <th>W</th> <th>D</th> <th>H</th> <th>W</th> <th>D</th> <th>H</th> <th>W</th> <th>H</th> </tr> </thead> <tbody> <tr> <td>IN</td> <td>25.5</td> <td>28</td> <td>43</td> <td>20.5</td> <td>19.5</td> <td>16-20</td> <td>20.5</td> <td>24</td> </tr> <tr> <td>MM</td> <td>648</td> <td>711</td> <td>1092</td> <td>521</td> <td>495</td> <td>406-508</td> <td>521</td> <td>610</td> </tr> </tbody> </table>		OVERALL DIMENSIONS			SEAT DIMENSIONS			BACK DIMENSIONS		W	D	H	W	D	H	W	H	IN	25.5	28	43	20.5	19.5	16-20	20.5	24	MM	648	711	1092	521	495	406-508	521	610
			OVERALL DIMENSIONS			SEAT DIMENSIONS			BACK DIMENSIONS																											
		W	D	H	W	D	H	W	H																											
IN	25.5	28	43	20.5	19.5	16-20	20.5	24																												
MM	648	711	1092	521	495	406-508	521	610																												
<p>Ergonomic features: A, B, C, M, N, S</p> <p>RTA 8 courier 1 per carton</p> <p>CANADA GREENGUARD</p>																																				

ARCHER II



model MVL1896

STANDARD FEATURES

- Canadian made high back chairs.
- Upholstered seat and knit mesh back with a pinstripe design.
- Standard with height and width adjustable T-arms with sliding, rotating and lockable armcaps.
- Mesh back can be upholstered in Coal Black (VU19), Quarry Grey (VU15), Red Mittens (VU70) and Tidal Wave (VU16).
- Seating surface can be upholstered in Luxhide bonded leather, in various colors or in all Global grade 1 seating textiles (see page 149).
- Dual wheel carpet casters (C1) are standard.
- Compliant with the emissions guidelines set by the GREENGUARD Environmental Institute.
- Limited Lifetime Warranty (5-year exceptions apply - see page 153).
- Weight capacity for this series is 300 lbs.

CHAIR ADJUSTMENTS









- **Multi-tilter chair - MVL1895**
 - Infinite position tilt lock.
 - Tilt tension adjustment.
 - Infinite position back and seat angle adjustments, including forward tilt.
 - Ratchet back height adjustment.
 - Seat depth adjustment.
 - Pneumatic seat height adjustment.
- **Synchro-tilter chair - MVL1896**
 - Synchro tilt with upright position tilt lock.
 - Tilt tension adjustment.
 - Pneumatic seat height adjustment.

OPTIONAL FEATURES

- For hard surface flooring casters, please specify (C9R). Add \$21/set.

ALTERNATE TEXTILE OPTIONS

- Graded-in textiles are available (seat only). No minimum quantities. Contact Customer Service for pricing.

DESCRIPTION	MODEL# / FEATURES																																
 <p>Multi-Tilter, Mesh High Back and Uph Seat Unit weight: 56 LB 25.5 KG Carton weight: 68 LB 30.84 KG Carton volume: 10.5 FT³ 0.29 MT³</p>	<p>List price</p> <p>MVL1895 844 Luxhide bonded leather or fabric</p> <table border="1"> <thead> <tr> <th colspan="3">OVERALL DIMENSIONS</th> <th colspan="3">SEAT DIMENSIONS</th> <th colspan="2">BACK DIMENSIONS</th> </tr> <tr> <th>W</th> <th>D</th> <th>H</th> <th>W</th> <th>D</th> <th>H</th> <th>W</th> <th>H</th> </tr> </thead> <tbody> <tr> <td>IN 27</td> <td>22.5</td> <td>42</td> <td>20.5</td> <td>18.5-21</td> <td>18-22</td> <td>19.5</td> <td>21-23.5</td> </tr> <tr> <td>MM 686</td> <td>572</td> <td>1067</td> <td>521</td> <td>470-533</td> <td>457-559</td> <td>495</td> <td>533-597</td> </tr> </tbody> </table> <p>Ergonomic features: A, B, C, D, E, F, G, H, M, N, Q, R, S</p> <p>RTA 2  1 per carton  </p>	OVERALL DIMENSIONS			SEAT DIMENSIONS			BACK DIMENSIONS		W	D	H	W	D	H	W	H	IN 27	22.5	42	20.5	18.5-21	18-22	19.5	21-23.5	MM 686	572	1067	521	470-533	457-559	495	533-597
	OVERALL DIMENSIONS			SEAT DIMENSIONS			BACK DIMENSIONS																										
W	D	H	W	D	H	W	H																										
IN 27	22.5	42	20.5	18.5-21	18-22	19.5	21-23.5																										
MM 686	572	1067	521	470-533	457-559	495	533-597																										
 <p>Synchro-Tilter, Mesh High Back and Uph Seat Unit weight: 40 LB 18.2 KG Carton weight: 52 LB 23.59 KG Carton volume: 10.5 FT³ 0.29 MT³</p>	<p>List price</p> <p>MVL1896 739 Luxhide bonded leather or fabric</p> <table border="1"> <thead> <tr> <th colspan="3">OVERALL DIMENSIONS</th> <th colspan="3">SEAT DIMENSIONS</th> <th colspan="2">BACK DIMENSIONS</th> </tr> <tr> <th>W</th> <th>D</th> <th>H</th> <th>W</th> <th>D</th> <th>H</th> <th>W</th> <th>H</th> </tr> </thead> <tbody> <tr> <td>IN 27</td> <td>22.5</td> <td>41.5</td> <td>20.5</td> <td>17</td> <td>17-21</td> <td>19.5</td> <td>22-23.5</td> </tr> <tr> <td>MM 686</td> <td>572</td> <td>1054</td> <td>521</td> <td>432</td> <td>432-533</td> <td>495</td> <td>559-597</td> </tr> </tbody> </table> <p>Ergonomic features: A, B, C, H, L, M, N, Q, R</p> <p>RTA 2  1 per carton  </p>	OVERALL DIMENSIONS			SEAT DIMENSIONS			BACK DIMENSIONS		W	D	H	W	D	H	W	H	IN 27	22.5	41.5	20.5	17	17-21	19.5	22-23.5	MM 686	572	1054	521	432	432-533	495	559-597
	OVERALL DIMENSIONS			SEAT DIMENSIONS			BACK DIMENSIONS																										
W	D	H	W	D	H	W	H																										
IN 27	22.5	41.5	20.5	17	17-21	19.5	22-23.5																										
MM 686	572	1054	521	432	432-533	495	559-597																										

ASHMONT



model MVL2780



model MVL2782

STANDARD FEATURES

- Canadian made.
- Soft deep cushions on seat and back offer plush comfort.
- Management chairs: Height adjustable T-arms with durable self-skinned urethane (SSU) armcaps.
- Guest chairs: Upholstered armcaps, oval steel tube frame and sled base.
- Dual wheel carpet casters (C65) are standard (except guest chairs).
- Seating surfaces can be upholstered in Luxhide bonded leather, in various colors or in all Global grade 1 seating textiles (see page 149).
- Compliant with the emissions guidelines set by the GREENGUARD Environmental Institute.
- Limited Lifetime Warranty (5-year exceptions apply - see page 153).
- Weight capacity for this series is 300 lbs.

MANAGEMENT CHAIR ADJUSTMENTS

- Center tilt with upright position tilt lock.
- Tilt tension adjustment.
- Pneumatic seat height adjustment.

OPTIONAL FEATURES

- For hard surface flooring casters, please specify (C65R). Add \$21/set.

DESCRIPTION MODEL# / FEATURES



HB Management Tilter w/Height Adjustable Arms

Unit weight: 50 LB | 22.7 KG
 Carton weight: 55 LB | 24.95 KG
 Carton volume: 10.5 FT³ | 0.29 MT³

List price									
MVL2780	725								
Luxhide bonded leather or fabric (previously MVL2780F)									
OVERALL DIMENSIONS			SEAT DIMENSIONS			BACK DIMENSIONS			
W	D	H	W	D	H	W	H		
IN 27	28	42	21	18	16-21	21	25		
MM 686	711	1067	533	457	406-533	533	635		
Ergonomic features:		RTA 8		courier		1 per carton		CANADA GREENGUARD	



MB Management Tilter w/Height Adjustable Arms

Unit weight: 47 LB | 21.4 KG
 Carton weight: 52 LB | 23.59 KG
 Carton volume: 10.5 FT³ | 0.29 MT³

List price									
MVL2781	687								
Luxhide bonded leather or fabric (previously MVL2781F)									
OVERALL DIMENSIONS			SEAT DIMENSIONS			BACK DIMENSIONS			
W	D	H	W	D	H	W	H		
IN 27	28	39	21	18	16-21	21	22		
MM 686	711	991	533	457	406-533	533	559		
Ergonomic features:		RTA 8		courier		1 per carton		CANADA GREENGUARD	



MB Guest Chair - Sled Base

Unit weight: 33 LB | 15 KG
 Carton weight: 38 LB | 17.24 KG
 Carton volume: 8.5 FT³ | 0.24 MT³

List price									
MVL2782	516								
Luxhide bonded leather or fabric (previously MVL2782F)									
OVERALL DIMENSIONS			SEAT DIMENSIONS			BACK DIMENSIONS			
W	D	H	W	D	H	W	H		
IN 24.5	25.5	36.5	21	18	17	21	18		
MM 622	648	927	533	457	432	533	457		
Ergonomic features:		RTA 8		courier		1 per carton		CANADA GREENGUARD	

ASHTON



model OTG11858B

STANDARD FEATURES



- Management and boardroom chair available in medium back or high back.
- Unique seat suspension and segmented cushions offer a very plush feel.
- Chrome arms with upholstered armrests.
- Chrome base.
- Dual wheel carpet casters (C65) are standard.
- Seating surfaces are upholstered in Black Luxhide bonded leather.
- Compliant with the emissions guidelines set by the GREENGUARD Environmental Institute.
- Limited Lifetime Warranty (2-year exceptions apply - see page 153).
- Weight capacity for this series is 300 lbs.

CHAIR ADJUSTMENTS

- Center tilt with upright position tilt lock.
- Tilt tension adjustment.
- Pneumatic seat height adjustment.

OPTIONAL FEATURES

- Hard surface flooring casters (**C65R**) can be purchased separately. Add \$96/set.

DESCRIPTION	MODEL# / FEATURES	List price								
 <p>High Back Tilter Unit weight: 39 LB 17.7 KG Carton weight: 44.83 LB 20.33 KG Carton volume: 5.76 FT³ 0.16 MT³</p>	<p>OTG11858B</p> <p>Ergonomic features: A, B, C, M, N, S</p>	<p>OVERALL DIMENSIONS</p> <p>W D H</p>			<p>SEAT DIMENSIONS</p> <p>W D H</p>			<p>BACK DIMENSIONS</p> <p>W H</p>		
		IN 26	25.5	44.5	21	18	18.5-22	19.5	24	
		MM 660	648	1130	533	457	470-559	495	610	
		<p>RTA 8</p>			<p>courier</p>			<p>1 per carton</p>		
		<p>GREENGUARD</p>								
 <p>Medium Back Tilter Unit weight: 36 LB 16.4 KG Carton weight: 42 LB 19.05 KG Carton volume: 4.8 FT³ 0.13 MT³</p>	<p>OTG11859B</p> <p>Ergonomic features: A, B, C, M, N, S</p>	<p>OVERALL DIMENSIONS</p> <p>W D H</p>			<p>SEAT DIMENSIONS</p> <p>W D H</p>			<p>BACK DIMENSIONS</p> <p>W H</p>		
		IN 26	25.5	38	21	18	18.5-22	19.5	18	
		MM 660	648	965	533	457	470-559	495	457	
		<p>RTA 8</p>			<p>courier</p>			<p>1 per carton</p>		
		<p>GREENGUARD</p>								

AVRO



model MVL3101



model MVL3123



model MVL3114



model MVL3107

STANDARD FEATURES

- Avro features improved ergonomics, custom support and a streamlined profile – the perfect balance between functionality and style.
- Ergonomic seating, Canadian made.
- Available with five different mechanism options: synchro-tilter, multi-tilter, tilter, task and weight sensing synchro-tilter. Height adjustable chairs available with task mechanism only.
- Standard with height adjustable arms with durable self-skinned urethane (SSU) armcaps (except armless models).
- Dual wheel carpet casters (C1) are standard on all models.
- Mesh back and mesh seat models can only be upholstered in Black mesh (MS69).
- Mesh back and upholstered seat models: Mesh back is available in Black (MS69), Natural (MS74) and Stone (MS71).
- Seats can be upholstered in Luxhide bonded leather (various colors) or in all Global grade 1 seating textiles (see page 149).
- Compliant with the emissions guidelines set by the GREENGUARD Environmental Institute.
- Limited Lifetime Warranty (5-year exceptions apply - see page 153).
- Weight capacity for this series is 300 lbs.

OPTIONAL FEATURES

- For hard surface flooring casters, please specify (C9R). Add \$21/set.
- For optional Polished Aluminum base, please specify (ALU). Add \$131.
- For optional height and width adjustable T-arms with sliding, articulating armcaps, please specify (G1). Add \$72.

ALTERNATE TEXTILE OPTIONS

- Graded-in textiles are available. No minimum quantities. Contact Customer Service for pricing.

CHAIR ADJUSTMENTS

- **Synchro-tilter chairs**
 - Synchro tilt with multi position tilt lock.
 - Tilt tension adjustment.
 - Height and depth adjustable lumbar support.
 - Pneumatic seat height adjustment.
- **Multi-tilter chairs**
 - Infinite position tilt lock.
 - Tilt tension adjustment.
 - Independent back and seat angle adjustment.
 - Side activated sliding seat depth adjustment.
 - Height and depth adjustable lumbar support.
 - Pneumatic seat height adjustment.
- **Tilter chairs**
 - Center tilt with upright position tilt lock.
 - Tilt tension adjustment.
 - Height and depth adjustable lumbar support.
 - Pneumatic seat height adjustment.
- **Task chairs**
 - Manual bolt seat depth adjustment.
 - Height and depth adjustable lumbar support.
 - Pneumatic seat height adjustment.
- **Weight sensing synchro-tilter chairs**
 - Synchro tilt with multi position tilt lock.
 - Automatic tilt tension adjustment.
 - Side activated sliding seat depth adjustment.
 - Height and depth adjustable lumbar support.
 - Pneumatic seat height adjustment.
- **Height adjustable chairs**
 - Task mechanism.
 - Height and depth adjustable lumbar support.
 - Pneumatic seat height adjustment.
 - Height adjustable Chrome footrest.

DESCRIPTION

MODEL# / FEATURES



Synchro-Tilter, Mesh Back and Uph Seat

Unit weight: 42 LB | 19.1 KG
 Carton weight: 51 LB | 23.13 KG
 Carton volume: 10.5 FT³ | 0.29 MT³

List price

MVL3101 793
 Luxhide bonded leather or fabric (previously MVL3101F)

Ergonomic features:
 A, B, C, D, H, L, M, N, V

	OVERALL DIMENSIONS			SEAT DIMENSIONS			BACK DIMENSIONS	
	W	D	H	W	D	H	W	H
IN	26	27	38.5	20	18.5	16.5-21.5	19.5	20
MM	660	686	978	508	470	419-546	495	508

RTA 2 1 per carton



Multi-Tilter, Mesh Back and Uph Seat

Unit weight: 47 LB | 21.4 KG
 Carton weight: 56 LB | 25.4 KG
 Carton volume: 10.5 FT³ | 0.29 MT³

List price

MVL3103 855
 Luxhide bonded leather or fabric (previously MVL3103F)

Ergonomic features:
 A, B, C, D, E, F, G, H, M, N, S, V

	OVERALL DIMENSIONS			SEAT DIMENSIONS			BACK DIMENSIONS	
	W	D	H	W	D	H	W	H
IN	26	27	39.5	20	17.5-20.5	17.5-22.5	19.5	20
MM	660	686	1003	508	445-521	445-572	495	508

RTA 2 1 per carton

DESCRIPTION MODEL# / FEATURES



Tilter, Mesh Back and Uph Seat
 Unit weight: 36 LB | 16.4 KG
 Carton weight: 45 LB | 20.41 KG
 Carton volume: 10.5 FT³ | 0.29 MT³

List price								
MVL3104 763								
Luxhide bonded leather or fabric (previously MVL3104F)								
OVERALL DIMENSIONS			SEAT DIMENSIONS			BACK DIMENSIONS		
	W	D	H	W	D	H	W	H
IN	26	27	38	20	18.5	16-21	19.5	20
MM	660	686	965	508	470	406-533	495	508
Ergonomic features: A, B, C, D, H, M, N, S, V								
RTA 2			courier		1 per carton		CANADA CANADAPRO	



Task, Mesh Back and Uph Seat
 Unit weight: 31 LB | 14.1 KG
 Carton weight: 40 LB | 18.14 KG
 Carton volume: 10.5 FT³ | 0.29 MT³

List price								
MVL3106 707								
Luxhide bonded leather or fabric (previously MVL3106F)								
OVERALL DIMENSIONS			SEAT DIMENSIONS			BACK DIMENSIONS		
	W	D	H	W	D	H	W	H
IN	26	27	38	20	18.5	16-21	19.5	20
MM	660	686	965	508	470	406-533	495	508
Ergonomic features: C, D, E, H, M, N, V								
RTA 2			courier		1 per carton		CANADA CANADAPRO	



Armless Height Adjustable Chair, Mesh Back and Uph Seat
 Unit weight: 30 LB | 13.6 KG
 Carton weight: 39 LB | 17.69 KG
 Carton volume: 10.5 FT³ | 0.29 MT³

List price								
MVL3107 825								
Luxhide bonded leather or fabric (previously MVL3107F)								
OVERALL DIMENSIONS			SEAT DIMENSIONS			BACK DIMENSIONS		
	W	D	H	W	D	H	W	H
IN	20	27	48	20	18.5	23-33	19.5	20
MM	508	686	1219	508	470	584-838	495	508
Ergonomic features: C, D, M, N, V								
RTA 2			courier		1 per carton		CANADA CANADAPRO	



Weight Sensing Synchro-Tilter, Mesh Back and Uph Seat
 Unit weight: 42 LB | 19.1 KG
 Carton weight: 51 LB | 23.13 KG
 Carton volume: 10.5 FT³ | 0.29 MT³

List price								
MVL3108 935								
Luxhide bonded leather or fabric (previously MVL3108F)								
OVERALL DIMENSIONS			SEAT DIMENSIONS			BACK DIMENSIONS		
	W	D	H	W	D	H	W	H
IN	26	27	39	20	17.5-20.5	16.5-21.5	19.5	20
MM	660	686	991	508	445-521	419-546	495	508
Ergonomic features: A, B, C, D, E, H, L, M, N, V								
RTA 2			courier		1 per carton		CANADA CANADAPRO	



Height Adjustable Chair w/Arms, Mesh Back and Uph Seat
 Unit weight: 36 LB | 16.4 KG
 Carton weight: 45 LB | 20.41 KG
 Carton volume: 10.5 FT³ | 0.29 MT³

List price								
MVL3109 904								
Luxhide bonded leather or fabric (previously MVL3109F)								
OVERALL DIMENSIONS			SEAT DIMENSIONS			BACK DIMENSIONS		
	W	D	H	W	D	H	W	H
IN	26	27	48	20	18.5	23-33	19.5	20
MM	660	686	1219	508	470	584-838	495	508
Ergonomic features: C, D, H, M, N, V								
RTA 2			courier		1 per carton		CANADA CANADAPRO	

DESCRIPTION MODEL# / FEATURES



List price

MVL3111 884
Luxe bonded leather
or fabric (previously MVL3111F)

	OVERALL DIMENSIONS			SEAT DIMENSIONS			BACK DIMENSIONS	
	W	D	H	W	D	H	W	H
IN	26	27	38.5	20	18.5	16.5-21.5	19.5	20
MM	660	686	978	508	470	419-546	495	508

Synchro-Tilter, Uph Back and Seat
Unit weight: 43 LB | 19.5 KG
Carton weight: 52 LB | 23.59 KG
Carton volume: 10.5 FT³ | 0.29 MT³

Ergonomic features:
A, B, C, D, H, L, M, N, V



1 per carton



List price

MVL3113 947
Luxe bonded leather
or fabric (previously MVL3113F)

	OVERALL DIMENSIONS			SEAT DIMENSIONS			BACK DIMENSIONS	
	W	D	H	W	D	H	W	H
IN	26	27	39.5	20	17.5-20.5	17.5-22.5	19.5	20
MM	660	686	1003	508	445-521	445-572	495	508

Multi-Tilter, Uph Back and Seat
Unit weight: 48 LB | 21.8 KG
Carton weight: 57 LB | 25.85 KG
Carton volume: 10.5 FT³ | 0.29 MT³

Ergonomic features:
A, B, C, D, E, F, G, H, M, N, S, V



1 per carton



List price

MVL3114 855
Luxe bonded leather
or fabric (previously MVL3114F)

	OVERALL DIMENSIONS			SEAT DIMENSIONS			BACK DIMENSIONS	
	W	D	H	W	D	H	W	H
IN	26	27	38	20	18.5	16-21	19.5	20
MM	660	686	965	508	470	406-533	495	508

Tilter, Uph Back and Seat
Unit weight: 37 LB | 16.8 KG
Carton weight: 46 LB | 20.87 KG
Carton volume: 10.5 FT³ | 0.29 MT³

Ergonomic features:
A, B, C, D, H, M, N, S, V



1 per carton



List price

MVL3116 798
Luxe bonded leather
or fabric (previously MVL3116F)

	OVERALL DIMENSIONS			SEAT DIMENSIONS			BACK DIMENSIONS	
	W	D	H	W	D	H	W	H
IN	26	27	38	20	18.5	16-21	19.5	20
MM	660	686	965	508	470	406-533	495	508

Task, Uph Back and Seat
Unit weight: 32 LB | 14.5 KG
Carton weight: 41 LB | 18.6 KG
Carton volume: 10.5 FT³ | 0.29 MT³

Ergonomic features:
C, D, E, H, M, N, V



1 per carton



List price

MVL3117 917
Luxe bonded leather
or fabric (previously MVL3117F)

	OVERALL DIMENSIONS			SEAT DIMENSIONS			BACK DIMENSIONS	
	W	D	H	W	D	H	W	H
IN	20	27	48	20	18.5	23-33	19.5	20
MM	508	686	1219	508	470	584-838	495	508

Armless Height Adjustable Chair, Uph Back and Seat
Unit weight: 31 LB | 14.1 KG
Carton weight: 40 LB | 18.14 KG
Carton volume: 10.5 FT³ | 0.29 MT³

Ergonomic features:
C, D, M, N, V



1 per carton



DESCRIPTION MODEL# / FEATURES



Weight Sensing Synchro-Tilter, Uph Back and Seat

Unit weight: 43 LB | 19.5 KG
 Carton weight: 52 LB | 23.59 KG
 Carton volume: 10.5 FT³ | 0.29 MT³

List price
MVL3118 1025
 Luxhide bonded leather
 or fabric (previously MVL3118F)

Ergonomic features:
 A, B, C, D, E, H, L, M, N, V

	OVERALL DIMENSIONS			SEAT DIMENSIONS			BACK DIMENSIONS	
	W	D	H	W	D	H	W	H
IN	26	27	39	20	17.5-20.5	16.5-21.5	19.5	20
MM	660	686	991	508	445-521	419-546	495	508

RTA 2 1 per carton



Height Adjustable Chair w/Arms, Uph Back and Seat

Unit weight: 37 LB | 16.8 KG
 Carton weight: 46 LB | 20.87 KG
 Carton volume: 10.5 FT³ | 0.29 MT³

List price
MVL3119 997
 Luxhide bonded leather
 or fabric (previously MVL3119F)

Ergonomic features:
 C, D, H, M, N, V

	OVERALL DIMENSIONS			SEAT DIMENSIONS			BACK DIMENSIONS	
	W	D	H	W	D	H	W	H
IN	26	27	48	20	18.5	23-33	19.5	20
MM	660	686	1219	508	470	584-838	495	508

RTA 2 1 per carton



Synchro-Tilter, Mesh Back and Seat

Unit weight: 43 LB | 19.5 KG
 Carton weight: 52 LB | 23.59 KG
 Carton volume: 10.5 FT³ | 0.29 MT³

List price
MVL3121 916
 Black mesh

Ergonomic features:
 A, B, C, D, H, L, M, V

	OVERALL DIMENSIONS			SEAT DIMENSIONS			BACK DIMENSIONS	
	W	D	H	W	D	H	W	H
IN	26	27	38.5	20	18.5	16.5-21.5	19.5	20
MM	660	686	978	508	470	419-546	495	508

RTA 2 1 per carton



Multi-Tilter, Mesh Back and Seat

Unit weight: 48 LB | 21.8 KG
 Carton weight: 57 LB | 25.85 KG
 Carton volume: 10.5 FT³ | 0.29 MT³

List price
MVL3123 978
 Black mesh

Ergonomic features:
 A, B, C, D, E, F, G, H, M, S, V

	OVERALL DIMENSIONS			SEAT DIMENSIONS			BACK DIMENSIONS	
	W	D	H	W	D	H	W	H
IN	26	27	39.5	20	17.5-20.5	17.5-22.5	19.5	20
MM	660	686	1003	508	445-521	445-572	495	508

RTA 2 1 per carton



Tilter, Mesh Back and Seat

Unit weight: 37 LB | 16.8 KG
 Carton weight: 46 LB | 20.87 KG
 Carton volume: 10.5 FT³ | 0.29 MT³

List price
MVL3124 884
 Black mesh

Ergonomic features:
 A, B, C, D, H, M, S, V

	OVERALL DIMENSIONS			SEAT DIMENSIONS			BACK DIMENSIONS	
	W	D	H	W	D	H	W	H
IN	26	27	38	20	18.5	16-21	19.5	20
MM	660	686	965	508	470	406-533	495	508

RTA 2 1 per carton

DESCRIPTION MODEL# / FEATURES



Task, Mesh Back and Seat
 Unit weight: 32 LB | 14.5 KG
 Carton weight: 41 LB | 18.6 KG
 Carton volume: 10.5 FT³ | 0.29 MT³

List price
MVL3126
 Black mesh 829

Ergonomic features:
 C, D, E, H, M, V

OVERALL DIMENSIONS			SEAT DIMENSIONS			BACK DIMENSIONS	
W	D	H	W	D	H	W	H
IN 26	27	38	20	18.5	16-21	19.5	20
MM 660	686	965	508	470	406-533	495	508

RTA 2 courier 1 per carton ENGINEERED TESTED ASSEMBLED CONÇO TESTÉ MONTÉ CANADIAN



Armless Height Adjustable Chair, Mesh Back and Seat
 Unit weight: 31 LB | 14.1 KG
 Carton weight: 40 LB | 18.14 KG
 Carton volume: 10.5 FT³ | 0.29 MT³

List price
MVL3127
 Black mesh 947

Ergonomic features:
 C, D, M, V

OVERALL DIMENSIONS			SEAT DIMENSIONS			BACK DIMENSIONS	
W	D	H	W	D	H	W	H
IN 20	27	48	20	18.5	23-33	19.5	20
MM 508	686	1219	508	470	584-838	495	508

RTA 2 courier 1 per carton ENGINEERED TESTED ASSEMBLED CONÇO TESTÉ MONTÉ CANADIAN



Weight Sensing Synchro-Tilter, Mesh Back and Seat
 Unit weight: 43 LB | 19.5 KG
 Carton weight: 52 LB | 23.59 KG
 Carton volume: 10.5 FT³ | 0.29 MT³

List price
MVL3128
 Black mesh 1056

Ergonomic features:
 A, B, C, D, E, H, L, M, V

OVERALL DIMENSIONS			SEAT DIMENSIONS			BACK DIMENSIONS	
W	D	H	W	D	H	W	H
IN 26	27	39	20	17.5-20.5	16.5-21.5	19.5	20
MM 660	686	991	508	445-521	419-546	495	508

RTA 2 courier 1 per carton ENGINEERED TESTED ASSEMBLED CONÇO TESTÉ MONTÉ CANADIAN



Height Adjustable Chair w/Arms, Mesh Back and Seat
 Unit weight: 37 LB | 16.8 KG
 Carton weight: 46 LB | 20.87 KG
 Carton volume: 10.5 FT³ | 0.29 MT³

List price
MVL3129
 Black mesh 1025

Ergonomic features:
 C, D, H, M, V

OVERALL DIMENSIONS			SEAT DIMENSIONS			BACK DIMENSIONS	
W	D	H	W	D	H	W	H
IN 26	27	48	20	18.5	23-33	19.5	20
MM 660	686	1219	508	470	584-838	495	508

RTA 2 courier 1 per carton ENGINEERED TESTED ASSEMBLED CONÇO TESTÉ MONTÉ CANADIAN

BETA



model MVL2729



model MVL2718

STANDARD FEATURES





- Posture task chairs. Canadian made.
- Generous size seat and back, fully upholstered.
- Standard with height adjustable T-arms with durable self-skinned urethane (SSU) armcaps (except armless models).
- Height adjustable chairs are equipped with an adjustable Chrome footrest.
- Dual wheel carpet casters (C65) are standard.
- Can be upholstered in all Global grade 1 seating textiles with the exception of Luxhide (see page 149).
- Compliant with the emissions guidelines set by the GREENGUARD Environmental Institute.
- Limited Lifetime Warranty (5-year exceptions apply - see page 153).
- Weight capacity for this series is 300 lbs.


CHAIR ADJUSTMENTS




- Infinite back angle and back height adjustment.
- Pneumatic seat height adjustment.

OPTIONAL FEATURES




- For hard surface flooring casters, please specify (C65R). Add \$21/set.
- Bantam is a durable, bleach cleanable (9:1) vinyl, but due to the stiff nature of the textile, this vinyl is prone to bunching and will not upholster as smoothly as other coverings in this series.



DESCRIPTION	MODEL# / FEATURES																																
 <p>Height Adjustable Armless Posture Task Unit weight: 41 LB 18.6 KG Carton weight: 46 LB 20.87 KG Carton volume: 6.75 FT³ 0.19 MT³</p>	<p>List price</p> <p>MVL2718 535</p> <table border="1"> <thead> <tr> <th colspan="3">OVERALL DIMENSIONS</th> <th colspan="3">SEAT DIMENSIONS</th> <th colspan="2">BACK DIMENSIONS</th> </tr> <tr> <th>W</th> <th>D</th> <th>H</th> <th>W</th> <th>D</th> <th>H</th> <th>W</th> <th>H</th> </tr> </thead> <tbody> <tr> <td>IN 20.5</td> <td>23.5</td> <td>44</td> <td>20.5</td> <td>16.5</td> <td>22-30</td> <td>18.5</td> <td>16-19</td> </tr> <tr> <td>MM 521</td> <td>597</td> <td>1118</td> <td>521</td> <td>419</td> <td>559-762</td> <td>470</td> <td>406-483</td> </tr> </tbody> </table> <p>Ergonomic features: C, D, G, M, N</p> <p>RTA 2 courier 1 per carton CANADA GREENGUARD CERTIFIED</p>	OVERALL DIMENSIONS			SEAT DIMENSIONS			BACK DIMENSIONS		W	D	H	W	D	H	W	H	IN 20.5	23.5	44	20.5	16.5	22-30	18.5	16-19	MM 521	597	1118	521	419	559-762	470	406-483
	OVERALL DIMENSIONS			SEAT DIMENSIONS			BACK DIMENSIONS																										
W	D	H	W	D	H	W	H																										
IN 20.5	23.5	44	20.5	16.5	22-30	18.5	16-19																										
MM 521	597	1118	521	419	559-762	470	406-483																										
 <p>Height Adjustable Posture Task w/Arms Unit weight: 46 LB 20.9 KG Carton weight: 51 LB 23.13 KG Carton volume: 6.75 FT³ 0.19 MT³</p>	<p>List price</p> <p>MVL2719 625</p> <table border="1"> <thead> <tr> <th colspan="3">OVERALL DIMENSIONS</th> <th colspan="3">SEAT DIMENSIONS</th> <th colspan="2">BACK DIMENSIONS</th> </tr> <tr> <th>W</th> <th>D</th> <th>H</th> <th>W</th> <th>D</th> <th>H</th> <th>W</th> <th>H</th> </tr> </thead> <tbody> <tr> <td>IN 24.5</td> <td>23.5</td> <td>44</td> <td>20.5</td> <td>16.5</td> <td>22-30</td> <td>18.5</td> <td>16-19</td> </tr> <tr> <td>MM 622</td> <td>597</td> <td>1118</td> <td>521</td> <td>419</td> <td>559-762</td> <td>470</td> <td>406-483</td> </tr> </tbody> </table> <p>Ergonomic features: C, D, G, H, M, N</p> <p>RTA 2 courier 1 per carton CANADA GREENGUARD CERTIFIED</p>	OVERALL DIMENSIONS			SEAT DIMENSIONS			BACK DIMENSIONS		W	D	H	W	D	H	W	H	IN 24.5	23.5	44	20.5	16.5	22-30	18.5	16-19	MM 622	597	1118	521	419	559-762	470	406-483
	OVERALL DIMENSIONS			SEAT DIMENSIONS			BACK DIMENSIONS																										
W	D	H	W	D	H	W	H																										
IN 24.5	23.5	44	20.5	16.5	22-30	18.5	16-19																										
MM 622	597	1118	521	419	559-762	470	406-483																										
 <p>Armless Posture Task Unit weight: 27 LB 12.3 KG Carton weight: 31 LB 14.06 KG Carton volume: 4.9 FT³ 0.13 MT³</p>	<p>List price</p> <p>MVL2728 346</p> <table border="1"> <thead> <tr> <th colspan="3">OVERALL DIMENSIONS</th> <th colspan="3">SEAT DIMENSIONS</th> <th colspan="2">BACK DIMENSIONS</th> </tr> <tr> <th>W</th> <th>D</th> <th>H</th> <th>W</th> <th>D</th> <th>H</th> <th>W</th> <th>H</th> </tr> </thead> <tbody> <tr> <td>IN 20.5</td> <td>22</td> <td>38.5</td> <td>20.5</td> <td>17</td> <td>16.5-21.5</td> <td>18.5</td> <td>16-20</td> </tr> <tr> <td>MM 521</td> <td>559</td> <td>978</td> <td>521</td> <td>432</td> <td>419-546</td> <td>470</td> <td>406-508</td> </tr> </tbody> </table> <p>Ergonomic features: C, D, G, M, N</p> <p>RTA 2 courier 1 per carton CANADA GREENGUARD CERTIFIED</p>	OVERALL DIMENSIONS			SEAT DIMENSIONS			BACK DIMENSIONS		W	D	H	W	D	H	W	H	IN 20.5	22	38.5	20.5	17	16.5-21.5	18.5	16-20	MM 521	559	978	521	432	419-546	470	406-508
	OVERALL DIMENSIONS			SEAT DIMENSIONS			BACK DIMENSIONS																										
W	D	H	W	D	H	W	H																										
IN 20.5	22	38.5	20.5	17	16.5-21.5	18.5	16-20																										
MM 521	559	978	521	432	419-546	470	406-508																										
 <p>Posture Task w/Arms Unit weight: 33 LB 15 KG Carton weight: 38 LB 17.24 KG Carton volume: 6.75 FT³ 0.19 MT³</p>	<p>List price</p> <p>MVL2729 438</p> <table border="1"> <thead> <tr> <th colspan="3">OVERALL DIMENSIONS</th> <th colspan="3">SEAT DIMENSIONS</th> <th colspan="2">BACK DIMENSIONS</th> </tr> <tr> <th>W</th> <th>D</th> <th>H</th> <th>W</th> <th>D</th> <th>H</th> <th>W</th> <th>H</th> </tr> </thead> <tbody> <tr> <td>IN 24</td> <td>22</td> <td>38.5</td> <td>20.5</td> <td>17</td> <td>16.5-21.5</td> <td>18.5</td> <td>16-20</td> </tr> <tr> <td>MM 610</td> <td>559</td> <td>978</td> <td>521</td> <td>432</td> <td>419-546</td> <td>470</td> <td>406-508</td> </tr> </tbody> </table> <p>Ergonomic features: C, D, G, H, M, N</p> <p>RTA 2 courier 1 per carton CANADA GREENGUARD CERTIFIED</p>	OVERALL DIMENSIONS			SEAT DIMENSIONS			BACK DIMENSIONS		W	D	H	W	D	H	W	H	IN 24	22	38.5	20.5	17	16.5-21.5	18.5	16-20	MM 610	559	978	521	432	419-546	470	406-508
	OVERALL DIMENSIONS			SEAT DIMENSIONS			BACK DIMENSIONS																										
W	D	H	W	D	H	W	H																										
IN 24	22	38.5	20.5	17	16.5-21.5	18.5	16-20																										
MM 610	559	978	521	432	419-546	470	406-508																										

DESCRIPTION	MODEL# / FEATURES	List price																																
 <p>Height Adjustable T-Arms - 1 pair Unit weight: 8 LB 3.6 KG Carton weight: 10 LB 4.54 KG Carton volume: 1.3 FT³ 0.03 MT³</p>	MVL2784	119																																
	<table border="1"> <thead> <tr> <th colspan="3">OVERALL DIMENSIONS</th> <th colspan="3">SEAT DIMENSIONS</th> <th colspan="2">BACK DIMENSIONS</th> </tr> <tr> <th>W</th> <th>D</th> <th>H</th> <th>W</th> <th>D</th> <th>H</th> <th>W</th> <th>H</th> </tr> </thead> <tbody> <tr> <td>IN 3</td> <td>10</td> <td>12</td> <td>-</td> <td>-</td> <td>-</td> <td>-</td> <td>-</td> </tr> <tr> <td>MM 76</td> <td>254</td> <td>305</td> <td>-</td> <td>-</td> <td>-</td> <td>-</td> <td>-</td> </tr> </tbody> </table>		OVERALL DIMENSIONS			SEAT DIMENSIONS			BACK DIMENSIONS		W	D	H	W	D	H	W	H	IN 3	10	12	-	-	-	-	-	MM 76	254	305	-	-	-	-	-
	OVERALL DIMENSIONS			SEAT DIMENSIONS			BACK DIMENSIONS																											
W	D	H	W	D	H	W	H																											
IN 3	10	12	-	-	-	-	-																											
MM 76	254	305	-	-	-	-	-																											
<p>RTA 00 1 pair per carton (pricing is for the pair, specifications are for one arm)</p>																																		





DESCRIPTION	MODEL# / FEATURES	List price																																
 <p>BOLT model OTG11510B</p>	OTG11510B	523																																
	<table border="1"> <thead> <tr> <th colspan="3">OVERALL DIMENSIONS</th> <th colspan="3">SEAT DIMENSIONS</th> <th colspan="2">BACK DIMENSIONS</th> </tr> <tr> <th>W</th> <th>D</th> <th>H</th> <th>W</th> <th>D</th> <th>H</th> <th>W</th> <th>H</th> </tr> </thead> <tbody> <tr> <td>IN 25</td> <td>21.5</td> <td>35.5</td> <td>19.5</td> <td>17</td> <td>17.5-21.5</td> <td>18</td> <td>16.5</td> </tr> <tr> <td>MM 635</td> <td>546</td> <td>902</td> <td>495</td> <td>432</td> <td>445-546</td> <td>457</td> <td>419</td> </tr> </tbody> </table>		OVERALL DIMENSIONS			SEAT DIMENSIONS			BACK DIMENSIONS		W	D	H	W	D	H	W	H	IN 25	21.5	35.5	19.5	17	17.5-21.5	18	16.5	MM 635	546	902	495	432	445-546	457	419
	OVERALL DIMENSIONS			SEAT DIMENSIONS			BACK DIMENSIONS																											
W	D	H	W	D	H	W	H																											
IN 25	21.5	35.5	19.5	17	17.5-21.5	18	16.5																											
MM 635	546	902	495	432	445-546	457	419																											
<p>Ergonomic features: A, B, C, H, M, N, S</p> <p>RTA 8  1 per carton </p>																																		

- STANDARD FEATURES**
- Value priced mesh seating.
 - Breathable mesh back.
 - Scuff resistant arched base.
 - Standard with height adjustable T-arms with durable self-skinned urethane (SSU) armcaps.
 - Dual wheel carpet casters (C65) are standard.
 - Only available in Black mesh fabric (MS20) seat with Black mesh back.
 - Compliant with the emissions guidelines set by the GREENGUARD Environmental Institute.
 - Limited Lifetime Warranty (2-year exceptions apply - see page 153).
 - Weight capacity for this series is 300 lbs.
- CHAIR ADJUSTMENTS**
- Center tilt with upright position tilt lock.
 - Tilt tension adjustment.
 - Pneumatic seat height adjustment.
- OPTIONAL FEATURES**
- Hard surface flooring casters (**C65R**) can be purchased separately. Add \$96/set.

DESCRIPTION	MODEL# / FEATURES	List price																																
 <p>Tilter, Mesh Back Unit weight: 30 LB 13.6 KG Carton weight: 36 LB 16.33 KG Carton volume: 4.6 FT³ 0.13 MT³</p>	OTG11510B	523																																
	<table border="1"> <thead> <tr> <th colspan="3">OVERALL DIMENSIONS</th> <th colspan="3">SEAT DIMENSIONS</th> <th colspan="2">BACK DIMENSIONS</th> </tr> <tr> <th>W</th> <th>D</th> <th>H</th> <th>W</th> <th>D</th> <th>H</th> <th>W</th> <th>H</th> </tr> </thead> <tbody> <tr> <td>IN 25</td> <td>21.5</td> <td>35.5</td> <td>19.5</td> <td>17</td> <td>17.5-21.5</td> <td>18</td> <td>16.5</td> </tr> <tr> <td>MM 635</td> <td>546</td> <td>902</td> <td>495</td> <td>432</td> <td>445-546</td> <td>457</td> <td>419</td> </tr> </tbody> </table>		OVERALL DIMENSIONS			SEAT DIMENSIONS			BACK DIMENSIONS		W	D	H	W	D	H	W	H	IN 25	21.5	35.5	19.5	17	17.5-21.5	18	16.5	MM 635	546	902	495	432	445-546	457	419
	OVERALL DIMENSIONS			SEAT DIMENSIONS			BACK DIMENSIONS																											
W	D	H	W	D	H	W	H																											
IN 25	21.5	35.5	19.5	17	17.5-21.5	18	16.5																											
MM 635	546	902	495	432	445-546	457	419																											
<p>Ergonomic features: A, B, C, H, M, N, S</p> <p>RTA 8  1 per carton </p>																																		

DESCRIPTION	MODEL# / FEATURES	List price																																
 <p>BRIGHTON model MVL2787</p>	MVL2787	725																																
	<table border="1"> <thead> <tr> <th colspan="3">OVERALL DIMENSIONS</th> <th colspan="3">SEAT DIMENSIONS</th> <th colspan="2">BACK DIMENSIONS</th> </tr> <tr> <th>W</th> <th>D</th> <th>H</th> <th>W</th> <th>D</th> <th>H</th> <th>W</th> <th>H</th> </tr> </thead> <tbody> <tr> <td>IN 26.5</td> <td>28</td> <td>44</td> <td>21.5</td> <td>20</td> <td>16-21</td> <td>20</td> <td>25.5</td> </tr> <tr> <td>MM 673</td> <td>711</td> <td>1118</td> <td>546</td> <td>508</td> <td>406-533</td> <td>508</td> <td>648</td> </tr> </tbody> </table>		OVERALL DIMENSIONS			SEAT DIMENSIONS			BACK DIMENSIONS		W	D	H	W	D	H	W	H	IN 26.5	28	44	21.5	20	16-21	20	25.5	MM 673	711	1118	546	508	406-533	508	648
	OVERALL DIMENSIONS			SEAT DIMENSIONS			BACK DIMENSIONS																											
W	D	H	W	D	H	W	H																											
IN 26.5	28	44	21.5	20	16-21	20	25.5																											
MM 673	711	1118	546	508	406-533	508	648																											
<p>Ergonomic features: A, B, C, M, N, S</p> <p>RTA 8  1 per carton  </p>																																		

- STANDARD FEATURES**
- High back management chair.
 - High comfort design, Canadian made.
 - Contoured seat and back with integrated headrest.
 - Black arms and base.
 - Loop arms with upholstered armcaps.
 - Dual wheel carpet casters (C65) are standard.
 - Seating surfaces can be upholstered in Luxhide bonded leather, in various colors (see page 149).
 - Compliant with the emissions guidelines set by the GREENGUARD Environmental Institute.
- CHAIR ADJUSTMENTS**
- Center tilt with upright position tilt lock.
 - Tilt tension adjustment.
 - Pneumatic seat height adjustment.
- OPTIONAL FEATURES**
- Limited Lifetime Warranty (5-year exceptions apply - see page 153).
 - Weight capacity for this series is 300 lbs.
 - For hard surface flooring casters, please specify (**C65R**). Add \$21/set.

DESCRIPTION	MODEL# / FEATURES	List price																																
 <p>High Back Tilter Unit weight: 42 LB 19.1 KG Carton weight: 54 LB 24.49 KG Carton volume: 10.5 FT³ 0.29 MT³</p>	MVL2787	725																																
	<table border="1"> <thead> <tr> <th colspan="3">OVERALL DIMENSIONS</th> <th colspan="3">SEAT DIMENSIONS</th> <th colspan="2">BACK DIMENSIONS</th> </tr> <tr> <th>W</th> <th>D</th> <th>H</th> <th>W</th> <th>D</th> <th>H</th> <th>W</th> <th>H</th> </tr> </thead> <tbody> <tr> <td>IN 26.5</td> <td>28</td> <td>44</td> <td>21.5</td> <td>20</td> <td>16-21</td> <td>20</td> <td>25.5</td> </tr> <tr> <td>MM 673</td> <td>711</td> <td>1118</td> <td>546</td> <td>508</td> <td>406-533</td> <td>508</td> <td>648</td> </tr> </tbody> </table>		OVERALL DIMENSIONS			SEAT DIMENSIONS			BACK DIMENSIONS		W	D	H	W	D	H	W	H	IN 26.5	28	44	21.5	20	16-21	20	25.5	MM 673	711	1118	546	508	406-533	508	648
	OVERALL DIMENSIONS			SEAT DIMENSIONS			BACK DIMENSIONS																											
W	D	H	W	D	H	W	H																											
IN 26.5	28	44	21.5	20	16-21	20	25.5																											
MM 673	711	1118	546	508	406-533	508	648																											
<p>Ergonomic features: A, B, C, M, N, S</p> <p>RTA 8  1 per carton  </p>																																		

CAMAN



model MVL11886



model MVL11888

STANDARD FEATURES

- Canadian made.
- Welded steel frame in Black finish.
- Fixed arms with self-skinned urethane (SSU) armcaps.
- Dual wheel carpet casters (C65) are standard (except guest chairs).
- Seating surfaces can be upholstered in Luxhide bonded leather, in various colors or in all Global grade 1 seating textiles (see page 149).
- Compliant with the emissions guidelines set by the GREENGUARD Environmental Institute.
- Limited Lifetime Warranty (5-year exceptions apply - see page 153).
- Weight capacity for this series is 300 lbs.

TILT CHAIR ADJUSTMENTS










- Center tilt with upright position tilt lock
- Tilt tension adjustment.
- Pneumatic seat height adjustment.

OPTIONAL FEATURES

- For hard surface flooring casters, please specify (C65R). Add \$21/set.

ALTERNATE TEXTILE OPTIONS

- Graded-in textiles are available. No minimum quantities. Contact Customer Service for pricing.

DESCRIPTION	MODEL# / FEATURES																																
 <p>High Back Tilter Unit weight: 31 LB 14.1 KG Carton weight: 35 LB 15.88 KG Carton volume: 20.25 FT³ 0.57 MT³</p>	<p>List price</p> <p>MVL11886 512 Luxhide bonded leather or fabric (previously MVL11886F)</p> <table border="1"> <thead> <tr> <th colspan="3">OVERALL DIMENSIONS</th> <th colspan="3">SEAT DIMENSIONS</th> <th colspan="2">BACK DIMENSIONS</th> </tr> <tr> <th>W</th> <th>D</th> <th>H</th> <th>W</th> <th>D</th> <th>H</th> <th>W</th> <th>H</th> </tr> </thead> <tbody> <tr> <td>IN 25</td> <td>27</td> <td>40</td> <td>20.5</td> <td>18</td> <td>16-20</td> <td>19.5</td> <td>22.5</td> </tr> <tr> <td>MM 635</td> <td>686</td> <td>1016</td> <td>521</td> <td>457</td> <td>406-508</td> <td>495</td> <td>572</td> </tr> </tbody> </table> <p>Ergonomic features: A, B, C, M, N, S</p> <p>RTA 00 2 per carton (pricing and specifications are for one chair)</p> <p> </p>	OVERALL DIMENSIONS			SEAT DIMENSIONS			BACK DIMENSIONS		W	D	H	W	D	H	W	H	IN 25	27	40	20.5	18	16-20	19.5	22.5	MM 635	686	1016	521	457	406-508	495	572
	OVERALL DIMENSIONS			SEAT DIMENSIONS			BACK DIMENSIONS																										
	W	D	H	W	D	H	W	H																									
	IN 25	27	40	20.5	18	16-20	19.5	22.5																									
MM 635	686	1016	521	457	406-508	495	572																										
 <p>Medium Back Tilter Unit weight: 31 LB 14.1 KG Carton weight: 35 LB 15.88 KG Carton volume: 20.25 FT³ 0.57 MT³</p>	<p>List price</p> <p>MVL11887 498 Luxhide bonded leather or fabric (previously MVL11887F)</p> <table border="1"> <thead> <tr> <th colspan="3">OVERALL DIMENSIONS</th> <th colspan="3">SEAT DIMENSIONS</th> <th colspan="2">BACK DIMENSIONS</th> </tr> <tr> <th>W</th> <th>D</th> <th>H</th> <th>W</th> <th>D</th> <th>H</th> <th>W</th> <th>H</th> </tr> </thead> <tbody> <tr> <td>IN 24.5</td> <td>24.5</td> <td>35</td> <td>20</td> <td>18</td> <td>16-20</td> <td>20</td> <td>17.5</td> </tr> <tr> <td>MM 622</td> <td>622</td> <td>889</td> <td>508</td> <td>457</td> <td>406-508</td> <td>508</td> <td>445</td> </tr> </tbody> </table> <p>Ergonomic features: A, B, C, M, N, S</p> <p>RTA 00 2 per carton (pricing and specifications are for one chair)</p> <p> </p>	OVERALL DIMENSIONS			SEAT DIMENSIONS			BACK DIMENSIONS		W	D	H	W	D	H	W	H	IN 24.5	24.5	35	20	18	16-20	20	17.5	MM 622	622	889	508	457	406-508	508	445
	OVERALL DIMENSIONS			SEAT DIMENSIONS			BACK DIMENSIONS																										
	W	D	H	W	D	H	W	H																									
	IN 24.5	24.5	35	20	18	16-20	20	17.5																									
MM 622	622	889	508	457	406-508	508	445																										
 <p>Medium Back Guest Chair - Sled Base Unit weight: 23 LB 10.5 KG Carton weight: 27 LB 12.25 KG Carton volume: 20.25 FT³ 0.57 MT³</p>	<p>List price</p> <p>MVL11888 430 Luxhide bonded leather or fabric (previously MVL11888F)</p> <table border="1"> <thead> <tr> <th colspan="3">OVERALL DIMENSIONS</th> <th colspan="3">SEAT DIMENSIONS</th> <th colspan="2">BACK DIMENSIONS</th> </tr> <tr> <th>W</th> <th>D</th> <th>H</th> <th>W</th> <th>D</th> <th>H</th> <th>W</th> <th>H</th> </tr> </thead> <tbody> <tr> <td>IN 24.5</td> <td>25</td> <td>33</td> <td>20</td> <td>18</td> <td>17</td> <td>20</td> <td>17</td> </tr> <tr> <td>MM 622</td> <td>635</td> <td>838</td> <td>508</td> <td>457</td> <td>432</td> <td>508</td> <td>432</td> </tr> </tbody> </table> <p>Ergonomic features: M, N</p> <p>RTA 00 2 per carton (pricing and specifications are for one chair)</p> <p> </p>	OVERALL DIMENSIONS			SEAT DIMENSIONS			BACK DIMENSIONS		W	D	H	W	D	H	W	H	IN 24.5	25	33	20	18	17	20	17	MM 622	635	838	508	457	432	508	432
	OVERALL DIMENSIONS			SEAT DIMENSIONS			BACK DIMENSIONS																										
	W	D	H	W	D	H	W	H																									
	IN 24.5	25	33	20	18	17	20	17																									
MM 622	635	838	508	457	432	508	432																										

CARLETON



model OTG11359

STANDARD FEATURES

- Available in high back and extended high back models.
- S-curve back shape for support of lumbar, shoulders and head.
- Contoured seat with waterfall seat front.
- Standard with height adjustable T-arms with durable self-skinned urethane (SSU) armcaps.
- Dual wheel carpet casters (C1) are standard.
- Seating surfaces are upholstered in Graphite polyester only.
- Compliant with the emissions guidelines set by the GREENGUARD Environmental Institute.
- Limited Lifetime Warranty (2-year exceptions apply - see page 153).
- Weight capacity for this series is 300 lbs.

CHAIR ADJUSTMENTS

- Center tilt with upright position tilt lock.
- Tilt tension adjustment.
- Pneumatic seat height adjustment.

OPTIONAL FEATURES

- Hard surface flooring casters (C9R) can be purchased separately. Add \$96/set.

DESCRIPTION MODEL# / FEATURES



High Back Tilter

Unit weight: 35 LB | 15.9 KG
 Carton weight: 42 LB | 19.05 KG
 Carton volume: 6.5 FT³ | 0.18 MT³

OTG11358

List price

622

Ergonomic features:
 A, B, C, H, M, N, S

courier
 1 per carton



	OVERALL DIMENSIONS			SEAT DIMENSIONS			BACK DIMENSIONS	
	W	D	H	W	D	H	W	H
IN	25	27.5	43	19.5	19	18.5-22.5	19	22.5
MM	635	699	1092	495	483	470-572	483	572



Extended High Back Tilter

Unit weight: 35.5 LB | 16.1 KG
 Carton weight: 43 LB | 19.5 KG
 Carton volume: 7 FT³ | 0.19 MT³

OTG11359

List price

654

Ergonomic features:
 A, B, C, H, M, N, S

courier
 1 per carton



	OVERALL DIMENSIONS			SEAT DIMENSIONS			BACK DIMENSIONS	
	W	D	H	W	D	H	W	H
IN	25	28	47	19.5	19	18.5-22.5	19	28
MM	635	711	1194	495	483	470-572	483	711



CENTRO



model OTG3915

STANDARD FEATURES

- Multi-purpose guest chair.
- Durable oval steel four-legged frame.
- Contoured back and seat cushions with waterfall seat edge.
- Upholstered armcaps.
- Seating surfaces are upholstered in Black Luxhide bonded leather.
- Compliant with the emissions guidelines set by the GREENGUARD Environmental Institute.
- Limited Lifetime Warranty (2-year exceptions apply - see page 153).
- Weight capacity for this series is 300 lbs.

DESCRIPTION		MODEL# / FEATURES																																		
 <p>Guest Chair Unit weight: 26 LB 11.8 KG Carton weight: 30 LB 13.61 KG Carton volume: 6.25 FT³ 0.17 MT³</p>	<p>OTG3915</p> <p>Ergonomic features: M, N</p>	List price																																		
		425																																		
		<table border="1"> <thead> <tr> <th colspan="3">OVERALL DIMENSIONS</th> <th colspan="3">SEAT DIMENSIONS</th> <th colspan="2">BACK DIMENSIONS</th> </tr> <tr> <th></th> <th>W</th> <th>D</th> <th>W</th> <th>D</th> <th>H</th> <th>W</th> <th>H</th> </tr> </thead> <tbody> <tr> <td>IN</td> <td>24.5</td> <td>27</td> <td>21.5</td> <td>18.5</td> <td>17</td> <td>21.5</td> <td>16</td> </tr> <tr> <td>MM</td> <td>622</td> <td>686</td> <td>546</td> <td>470</td> <td>432</td> <td>546</td> <td>406</td> </tr> </tbody> </table>			OVERALL DIMENSIONS			SEAT DIMENSIONS			BACK DIMENSIONS			W	D	W	D	H	W	H	IN	24.5	27	21.5	18.5	17	21.5	16	MM	622	686	546	470	432	546	406
OVERALL DIMENSIONS			SEAT DIMENSIONS			BACK DIMENSIONS																														
	W	D	W	D	H	W	H																													
IN	24.5	27	21.5	18.5	17	21.5	16																													
MM	622	686	546	470	432	546	406																													
		<p>RTA 8</p>	<p>courier</p>	<p>1 per carton</p>																																

COBALT



model MVL2785

STANDARD FEATURES

- General purpose medium back tilter. Canadian made.
- Standard with height adjustable T-arms with durable self-skinned urethane (SSU) armcaps.
- Dual wheel carpet casters (C65) are standard.
- Seating surfaces can be upholstered in Luxhide bonded leather, in various colors or in all Global grade 1 seating textiles (see page 149).
- Compliant with the emissions guidelines set by the GREENGUARD Environmental Institute.
- Limited Lifetime Warranty (5-year exceptions apply - see page 153).
- Weight capacity for this series is 300 lbs.

CHAIR ADJUSTMENTS

- Center tilt with upright position tilt lock.
- Tilt tension adjustment.
- Pneumatic seat height adjustment.

OPTIONAL FEATURES

- For hard surface flooring casters, please specify (C65R). Add \$21/set.

DESCRIPTION

MODEL# / FEATURES



Medium Back Tilter





Unit weight: 35 LB | 15.9 KG
 Carton weight: 40 LB | 18.14 KG
 Carton volume: 5.5 FT³ | 0.15 MT³

List price

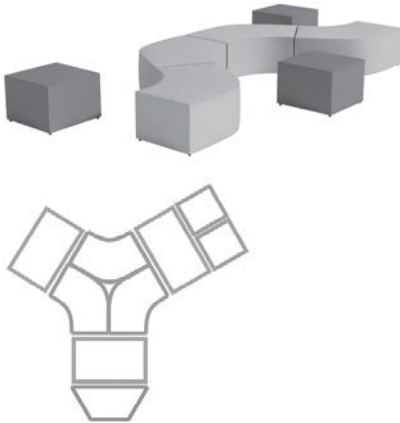
MVL2785 460
 Luxhide bonded leather
 or fabric (previously MVL2785F)

OVERALL DIMENSIONS			SEAT DIMENSIONS			BACK DIMENSIONS		
	W	D	H	W	D	H	W	H
IN	25.5	24.5	36	20	17	15.5-19.5	18.5	18
MM	648	622	914	508	432	394-495	470	457

Ergonomic features:
 A, B, C, H, M, N, S


 1 per carton
 


CRAFT



Sample layout
Two square units, three rectangle units, three curve-120 degree units, one wedge unit



3-way layout
Three curve-120 degree units, three half round units and three round units



Collaborative pod layout
Six wedge units



Collaborative layout
Six curve-120 degree units, six round units



Sample layout
Two wedge units



Sample layout
Two half round units

STANDARD FEATURES

- Craft is a modular lounge seating series that is easy to configure, durable and ideal for open spaces.
- Modular non-handed components, can be reconfigured to suit your space.
- Curve-120 degree units can create 3-way and collaborative pod configurations.
- Cushions are fully upholstered and mounted on 1.5" high nylon glides.
- Can be upholstered in all Global grade 1 seating textiles or in Luxhide bonded leather (see page 149).
- Compliant with the emissions guidelines set by the GREENGUARD Environmental Institute.
- Limited Lifetime Warranty (5-year exceptions apply - see page 153).
- Weight capacity for this series is 300 lbs. per seat.

OPTIONAL FEATURES











- For dual wheel carpet casters, please specify (C107). Add \$42.
- For hard surface flooring casters, please specify (C107R). Add \$59.

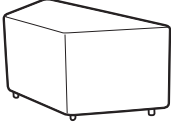


















ALTERNATE TEXTILE OPTIONS

- Graded-in textiles are available. No minimum quantities. Contact Customer Service for pricing.


COMPLIMENTARY TABLES AVAILABLE

- Perfect partner for Craft Seating (see page 29).

DESCRIPTION	MODEL# / FEATURES																																
	List price																																
	MVL13007 397																																
 <p>Round 20" Unit Unit weight: 17 LB 7.7 KG Carton weight: 23 LB 10.43 KG Carton volume: 5.25 FT³ 0.14 MT³</p>	<table border="1"> <thead> <tr> <th colspan="3">OVERALL DIMENSIONS</th> <th colspan="3">SEAT DIMENSIONS</th> <th colspan="2">BACK DIMENSIONS</th> </tr> <tr> <th>W</th> <th>D</th> <th>H</th> <th>W</th> <th>D</th> <th>H</th> <th>W</th> <th>H</th> </tr> </thead> <tbody> <tr> <td>IN 20</td> <td>20</td> <td>17.5</td> <td>-</td> <td>-</td> <td>-</td> <td>-</td> <td>-</td> </tr> <tr> <td>MM 508</td> <td>508</td> <td>445</td> <td>-</td> <td>-</td> <td>-</td> <td>-</td> <td>-</td> </tr> </tbody> </table> <p>   1 per carton   </p>	OVERALL DIMENSIONS			SEAT DIMENSIONS			BACK DIMENSIONS		W	D	H	W	D	H	W	H	IN 20	20	17.5	-	-	-	-	-	MM 508	508	445	-	-	-	-	-
OVERALL DIMENSIONS			SEAT DIMENSIONS			BACK DIMENSIONS																											
W	D	H	W	D	H	W	H																										
IN 20	20	17.5	-	-	-	-	-																										
MM 508	508	445	-	-	-	-	-																										
	List price																																
	MVL13008 518																																
 <p>Half Round 40" Unit Unit weight: 33 LB 15 KG Carton weight: 41 LB 18.6 KG Carton volume: 9.5 FT³ 0.26 MT³</p>	<table border="1"> <thead> <tr> <th colspan="3">OVERALL DIMENSIONS</th> <th colspan="3">SEAT DIMENSIONS</th> <th colspan="2">BACK DIMENSIONS</th> </tr> <tr> <th>W</th> <th>D</th> <th>H</th> <th>W</th> <th>D</th> <th>H</th> <th>W</th> <th>H</th> </tr> </thead> <tbody> <tr> <td>IN 40</td> <td>21</td> <td>17.5</td> <td>-</td> <td>-</td> <td>-</td> <td>-</td> <td>-</td> </tr> <tr> <td>MM 1016</td> <td>533</td> <td>445</td> <td>-</td> <td>-</td> <td>-</td> <td>-</td> <td>-</td> </tr> </tbody> </table> <p>   1 per carton   </p>	OVERALL DIMENSIONS			SEAT DIMENSIONS			BACK DIMENSIONS		W	D	H	W	D	H	W	H	IN 40	21	17.5	-	-	-	-	-	MM 1016	533	445	-	-	-	-	-
OVERALL DIMENSIONS			SEAT DIMENSIONS			BACK DIMENSIONS																											
W	D	H	W	D	H	W	H																										
IN 40	21	17.5	-	-	-	-	-																										
MM 1016	533	445	-	-	-	-	-																										

DESCRIPTION	MODEL# / FEATURES																																	
 <p>Wedge Unit Unit weight: 29 LB 13.2 KG Carton weight: 37 LB 16.78 KG Carton volume: 8 FT³ 0.22 MT³</p>	MVL13009	List price 518																																
	<table border="1"> <thead> <tr> <th colspan="3">OVERALL DIMENSIONS</th> <th colspan="3">SEAT DIMENSIONS</th> <th colspan="2">BACK DIMENSIONS</th> </tr> <tr> <th>W</th> <th>D</th> <th>H</th> <th>W</th> <th>D</th> <th>H</th> <th>W</th> <th>H</th> </tr> </thead> <tbody> <tr> <td>IN 40</td> <td>17.75</td> <td>17.5</td> <td>-</td> <td>-</td> <td>-</td> <td>-</td> <td>-</td> </tr> <tr> <td>MM 1016</td> <td>451</td> <td>445</td> <td>-</td> <td>-</td> <td>-</td> <td>-</td> <td>-</td> </tr> </tbody> </table>		OVERALL DIMENSIONS			SEAT DIMENSIONS			BACK DIMENSIONS		W	D	H	W	D	H	W	H	IN 40	17.75	17.5	-	-	-	-	-	MM 1016	451	445	-	-	-	-	-
	OVERALL DIMENSIONS			SEAT DIMENSIONS			BACK DIMENSIONS																											
	W	D	H	W	D	H	W	H																										
IN 40	17.75	17.5	-	-	-	-	-																											
MM 1016	451	445	-	-	-	-	-																											
  1 per carton  																																		
<table border="1"> <thead> <tr> <th colspan="2">OVERALL DIMENSIONS</th> <th colspan="2">SEAT DIMENSIONS</th> <th colspan="2">BACK DIMENSIONS</th> </tr> <tr> <th>W</th> <th>D</th> <th>W</th> <th>D</th> <th>W</th> <th>H</th> </tr> </thead> <tbody> <tr> <td>IN 43.5</td> <td>27.5</td> <td>-</td> <td>-</td> <td>-</td> <td>-</td> </tr> <tr> <td>MM 1105</td> <td>699</td> <td>-</td> <td>-</td> <td>-</td> <td>-</td> </tr> </tbody> </table>		OVERALL DIMENSIONS		SEAT DIMENSIONS		BACK DIMENSIONS		W	D	W	D	W	H	IN 43.5	27.5	-	-	-	-	MM 1105	699	-	-	-	-									
OVERALL DIMENSIONS		SEAT DIMENSIONS		BACK DIMENSIONS																														
W	D	W	D	W	H																													
IN 43.5	27.5	-	-	-	-																													
MM 1105	699	-	-	-	-																													
 <p>Curve-120 Degree Unit Unit weight: 37 LB 16.8 KG Carton weight: 49 LB 22.23 KG Carton volume: 13.25 FT³ 0.37 MT³</p>	MVL13010	List price 610																																
	<table border="1"> <thead> <tr> <th colspan="3">OVERALL DIMENSIONS</th> <th colspan="3">SEAT DIMENSIONS</th> <th colspan="2">BACK DIMENSIONS</th> </tr> <tr> <th>W</th> <th>D</th> <th>H</th> <th>W</th> <th>D</th> <th>H</th> <th>W</th> <th>H</th> </tr> </thead> <tbody> <tr> <td>IN 43.5</td> <td>27.5</td> <td>17.5</td> <td>-</td> <td>-</td> <td>-</td> <td>-</td> <td>-</td> </tr> <tr> <td>MM 1105</td> <td>699</td> <td>445</td> <td>-</td> <td>-</td> <td>-</td> <td>-</td> <td>-</td> </tr> </tbody> </table>		OVERALL DIMENSIONS			SEAT DIMENSIONS			BACK DIMENSIONS		W	D	H	W	D	H	W	H	IN 43.5	27.5	17.5	-	-	-	-	-	MM 1105	699	445	-	-	-	-	-
	OVERALL DIMENSIONS			SEAT DIMENSIONS			BACK DIMENSIONS																											
	W	D	H	W	D	H	W	H																										
IN 43.5	27.5	17.5	-	-	-	-	-																											
MM 1105	699	445	-	-	-	-	-																											
 1 per carton  																																		
<table border="1"> <thead> <tr> <th colspan="2">OVERALL DIMENSIONS</th> <th colspan="2">SEAT DIMENSIONS</th> <th colspan="2">BACK DIMENSIONS</th> </tr> <tr> <th>W</th> <th>D</th> <th>W</th> <th>D</th> <th>W</th> <th>H</th> </tr> </thead> <tbody> <tr> <td>IN 40</td> <td>20</td> <td>-</td> <td>-</td> <td>-</td> <td>-</td> </tr> <tr> <td>MM 1016</td> <td>508</td> <td>-</td> <td>-</td> <td>-</td> <td>-</td> </tr> </tbody> </table>		OVERALL DIMENSIONS		SEAT DIMENSIONS		BACK DIMENSIONS		W	D	W	D	W	H	IN 40	20	-	-	-	-	MM 1016	508	-	-	-	-									
OVERALL DIMENSIONS		SEAT DIMENSIONS		BACK DIMENSIONS																														
W	D	W	D	W	H																													
IN 40	20	-	-	-	-																													
MM 1016	508	-	-	-	-																													
 <p>Rectangle Unit Unit weight: 37 LB 16.8 KG Carton weight: 47 LB 21.32 KG Carton volume: 9.5 FT³ 0.26 MT³</p>	MVL13011	List price 487																																
	<table border="1"> <thead> <tr> <th colspan="3">OVERALL DIMENSIONS</th> <th colspan="3">SEAT DIMENSIONS</th> <th colspan="2">BACK DIMENSIONS</th> </tr> <tr> <th>W</th> <th>D</th> <th>H</th> <th>W</th> <th>D</th> <th>H</th> <th>W</th> <th>H</th> </tr> </thead> <tbody> <tr> <td>IN 40</td> <td>20</td> <td>17.5</td> <td>-</td> <td>-</td> <td>-</td> <td>-</td> <td>-</td> </tr> <tr> <td>MM 1016</td> <td>508</td> <td>445</td> <td>-</td> <td>-</td> <td>-</td> <td>-</td> <td>-</td> </tr> </tbody> </table>		OVERALL DIMENSIONS			SEAT DIMENSIONS			BACK DIMENSIONS		W	D	H	W	D	H	W	H	IN 40	20	17.5	-	-	-	-	-	MM 1016	508	445	-	-	-	-	-
	OVERALL DIMENSIONS			SEAT DIMENSIONS			BACK DIMENSIONS																											
	W	D	H	W	D	H	W	H																										
IN 40	20	17.5	-	-	-	-	-																											
MM 1016	508	445	-	-	-	-	-																											
  1 per carton  																																		
<table border="1"> <thead> <tr> <th colspan="2">OVERALL DIMENSIONS</th> <th colspan="2">SEAT DIMENSIONS</th> <th colspan="2">BACK DIMENSIONS</th> </tr> <tr> <th>W</th> <th>D</th> <th>W</th> <th>D</th> <th>W</th> <th>H</th> </tr> </thead> <tbody> <tr> <td>IN 20</td> <td>20</td> <td>-</td> <td>-</td> <td>-</td> <td>-</td> </tr> <tr> <td>MM 508</td> <td>508</td> <td>-</td> <td>-</td> <td>-</td> <td>-</td> </tr> </tbody> </table>		OVERALL DIMENSIONS		SEAT DIMENSIONS		BACK DIMENSIONS		W	D	W	D	W	H	IN 20	20	-	-	-	-	MM 508	508	-	-	-	-									
OVERALL DIMENSIONS		SEAT DIMENSIONS		BACK DIMENSIONS																														
W	D	W	D	W	H																													
IN 20	20	-	-	-	-																													
MM 508	508	-	-	-	-																													
 <p>Square Unit Unit weight: 22 LB 10 KG Carton weight: 28 LB 12.7 KG Carton volume: 5.25 FT³ 0.14 MT³</p>	MVL13012	List price 366																																
	<table border="1"> <thead> <tr> <th colspan="3">OVERALL DIMENSIONS</th> <th colspan="3">SEAT DIMENSIONS</th> <th colspan="2">BACK DIMENSIONS</th> </tr> <tr> <th>W</th> <th>D</th> <th>H</th> <th>W</th> <th>D</th> <th>H</th> <th>W</th> <th>H</th> </tr> </thead> <tbody> <tr> <td>IN 20</td> <td>20</td> <td>17.5</td> <td>-</td> <td>-</td> <td>-</td> <td>-</td> <td>-</td> </tr> <tr> <td>MM 508</td> <td>508</td> <td>445</td> <td>-</td> <td>-</td> <td>-</td> <td>-</td> <td>-</td> </tr> </tbody> </table>		OVERALL DIMENSIONS			SEAT DIMENSIONS			BACK DIMENSIONS		W	D	H	W	D	H	W	H	IN 20	20	17.5	-	-	-	-	-	MM 508	508	445	-	-	-	-	-
	OVERALL DIMENSIONS			SEAT DIMENSIONS			BACK DIMENSIONS																											
	W	D	H	W	D	H	W	H																										
IN 20	20	17.5	-	-	-	-	-																											
MM 508	508	445	-	-	-	-	-																											
  1 per carton  																																		
<table border="1"> <thead> <tr> <th colspan="2">OVERALL DIMENSIONS</th> <th colspan="2">SEAT DIMENSIONS</th> <th colspan="2">BACK DIMENSIONS</th> </tr> <tr> <th>W</th> <th>D</th> <th>W</th> <th>D</th> <th>W</th> <th>H</th> </tr> </thead> <tbody> <tr> <td>IN 20</td> <td>20</td> <td>-</td> <td>-</td> <td>-</td> <td>-</td> </tr> <tr> <td>MM 508</td> <td>508</td> <td>-</td> <td>-</td> <td>-</td> <td>-</td> </tr> </tbody> </table>		OVERALL DIMENSIONS		SEAT DIMENSIONS		BACK DIMENSIONS		W	D	W	D	W	H	IN 20	20	-	-	-	-	MM 508	508	-	-	-	-									
OVERALL DIMENSIONS		SEAT DIMENSIONS		BACK DIMENSIONS																														
W	D	W	D	W	H																													
IN 20	20	-	-	-	-																													
MM 508	508	-	-	-	-																													

CRAFT TABLES



STANDARD FEATURES

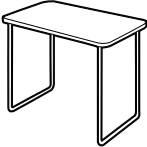
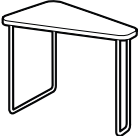
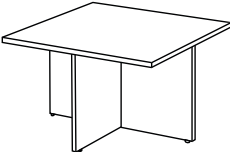
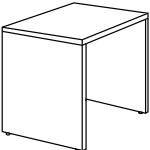
- Craft tables are the perfect partner to Craft seating products in creating casual meeting solutions for today's workplace and learning environments.
- Overtables are designed to overlap Craft seating units or to be used alone. Overtables are easy to move wherever needed.
- Coffee and side tables provide a convenient place to set your drinks, a light lunch or your personal devices during an impromptu discussion.
- Coffee and side tables help to anchor a space and provide nesting spaces to keep the area tidy when mobile Craft cubes are not in use.
- Side tables are optional with cutouts to accommodate to power or USB charging modules. Modules to be ordered separately.

FINISHES

- Docking tables may be ordered in any of the standard laminate finishes below; including two tone where the top is in one finish and the base in another at no upcharge.
 - Overtable tops may be ordered in any of the standard laminate finishes below. Legs in are Chrome finish only.
- | | | | |
|-----|-----------------|-----|-----------------|
| ACJ | Absolute Acajou | NBL | Noce Bionco |
| ASN | Asian Night | NGL | Noce Grigio |
| AWC | Avant Cherry | NEL | Noce Leggero |
| AWH | Avant Honey | NML | Noce Medio |
| CMB | Clear Maple | SKC | Shaker Cherry |
| DES | Dark Espresso | TWL | Tiger Walnut |
| DWT | Designer White | WHC | White Chocolate |
| HGT | Hayden Grey | WCR | Winter Cherry |

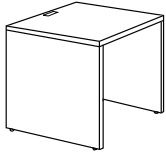
CONSTRUCTION

- **Docking tables:**
 - 1" thick thermally fused laminate surfaces with 2mm thick matching edgeband.
 - Equipped with levelers for uneven surfaces.
 - When square cubes are fully nested, the cubes extend 3" beyond the perimeter of the laminate as an invitation to be pulled out and used again.
- **Overtables:**
 - 11/16" thick thermally fused laminate top with matching self edge.
 - 1/2" diameter steel wire legs. Legs include clear polycarbonate glides.
 - Sized to overlap Craft seating.

CRAFT TABLES	MODEL #	DIMENSIONS IN MM W x D x H	WEIGHT LB KG	VOLUME FT ³ MT ³	LIST PRICE
	MVL13021	16 x 26 x 19 406 x 660 x 483	16.5 7.48	1.2 0.03	\$494
Rectangular Overtable					Lightweight table designed to overlap Craft seating units on pages 27-28. Shipped easy to assemble in 1 carton.
	MVL13022	5.25-16 x 26 x 19 133-406 x 660 x 483	12.5 5.67	1.2 0.03	\$458
Wedge Overtable					Lightweight table designed to overlap Craft seating units on pages 27-28. Top tapers from 16" at the wide end to 5.25" at the narrow end. Shipped easy to assemble in 1 carton.
	ML35SCDK	35 x 35 x 19.5 889 x 889 x 495	78 35.38	2.2 0.06	\$456
Square Cube Docking Table					Provides nesting space for four MVL13007 (round) or MVL13012 (square) Craft units. Assembly required.
	ML2418CDK	24 x 18.2 x 19.5 610 x 462 x 495	53 24.04	2.1 0.05	\$325
Single Docking Table					Provides nesting space for one MVL13007, MVL13012 or MVL13011 Craft units. Shipped assembled.

CRAFT TABLES MODEL # DIMENSIONS ^{IN}/_{MM} WEIGHT ^{LB}/_{KG} VOLUME ^{FT³}/_{MT³} LIST PRICE

W x D x H



Single Docking Table with cutout

ML2420CDKP	24 x 20.5 x 19.5 610 x 521 x 495	55 24.95	2.1 0.05	\$338
------------	-------------------------------------	-------------	-------------	--------------


Provides nesting space for one MVL13007, MVL13012 or MVL13011 Craft units. Inset back to hide cables and cut out designed to accept mini power model MVCOVSM2(S/B) OR MVCOV1U(S/B) ordered separately. Shipped assembled.

POWER / DATA

MVCOVSM2B	2.25 x 3.75 x 3.12 57 x 95 x 791.07	2.35 0.01	0.5	\$313
MVCOVSM2S	2.25 x 3.75 x 3.12 57 x 95 x 791.07	2.35 0.01	0.5	\$313

With USB Block

MVCOV1UB	2.25 x 3.75 x 3.12 57 x 95 x 791.07	2.35 0.01	0.5	\$494
MVCOV1US	2.25 x 3.75 x 3.12 57 x 95 x 791.07	2.35 0.01	0.5	\$494



Mini Power Block Mini Power/USB Block

Designed to retrofit into an existing grommet cut-out to bring power to the desktop. Fits in 3.27" x 1.9" cut-out (FOG, POG) and mounts to 0.5" to 2" thick surface. ETL listed. Available in Black (B) or Silver (S) as indicated by last character of model number. 9' power cord with 90° flat plug with 45° rotation.

MVCOVSM2B/S includes two 12A, 120 VAC spill resistant power receptacles.

MVCOV1UB/S includes one 12A, 120 VAC spill resistant power receptacle and two 2.1A (11W) USB charging ports.

DANIO



model MVL2720



model MVL2721

STANDARD FEATURES





- Canadian made task chairs.
- Hinged auto-adjust back with scuff resistant outer shroud.
- Thick foam and decorative stitch details.
- Standard with height adjustable T-arms with durable self-skinned urethane (SSU) armcaps (except armless models).
- Height adjustable chair is equipped with an adjustable Chrome footrest.
- Dual wheel carpet casters (C65) are standard.
- Can be upholstered in all Global grade 1 seating textiles with the exception of Luxhide (see page 149).
- Compliant with the emissions guidelines set by the GREENGUARD Environmental Institute.
- Limited Lifetime Warranty (5-year exceptions apply - see page 153).
- Weight capacity for this series is 300 lbs.

CHAIR ADJUSTMENTS

- Height adjustable back.
- Pneumatic seat height adjustment.
- Seat depth adjustment.

OPTIONAL FEATURES

- For hard surface flooring casters, please specify (C65R). Add \$21/set.
- Bantam is a durable, bleach cleanable (9:1) vinyl, but due to the stiff nature of the textile, this vinyl is prone to bunching and will not upholster as smoothly as other coverings in this series.

DESCRIPTION	MODEL# / FEATURES	List price																																	
 <p>Armless Task Unit weight: 21 LB 9.5 KG Carton weight: 24 LB 10.89 KG Carton volume: 4.9 FT³ 0.13 MT³</p>	<p>MVL2720 Fabric</p> <p>Ergonomic features: C, D, E, M, N</p>	251																																	
		<table border="1"> <thead> <tr> <th colspan="3">OVERALL DIMENSIONS</th> <th colspan="3">SEAT DIMENSIONS</th> <th colspan="2">BACK DIMENSIONS</th> </tr> <tr> <th>W</th> <th>D</th> <th>H</th> <th>W</th> <th>D</th> <th>H</th> <th>W</th> <th>H</th> </tr> </thead> <tbody> <tr> <td>IN 18.5</td> <td>22.5</td> <td>34</td> <td>18.5</td> <td>16.5-18</td> <td>16-21</td> <td>17</td> <td>16-17.5</td> </tr> <tr> <td>MM 470</td> <td>572</td> <td>864</td> <td>470</td> <td>419-457</td> <td>406-533</td> <td>432</td> <td>406-445</td> </tr> </tbody> </table>		OVERALL DIMENSIONS			SEAT DIMENSIONS			BACK DIMENSIONS		W	D	H	W	D	H	W	H	IN 18.5	22.5	34	18.5	16.5-18	16-21	17	16-17.5	MM 470	572	864	470	419-457	406-533	432	406-445
		OVERALL DIMENSIONS			SEAT DIMENSIONS			BACK DIMENSIONS																											
		W	D	H	W	D	H	W	H																										
IN 18.5	22.5	34	18.5	16.5-18	16-21	17	16-17.5																												
MM 470	572	864	470	419-457	406-533	432	406-445																												
<p>RTA 2 courier 1 per carton CANADA GREENGUARD</p>																																			
<p>Ergonomic features: C, D, E, M, N</p>																																			
 <p>Task w/Arms Unit weight: 33 LB 15 KG Carton weight: 36 LB 16.33 KG Carton volume: 5.75 FT³ 0.16 MT³</p>	<p>MVL2721 Fabric</p> <p>Ergonomic features: C, D, E, H, M, N</p>	343																																	
		<table border="1"> <thead> <tr> <th colspan="3">OVERALL DIMENSIONS</th> <th colspan="3">SEAT DIMENSIONS</th> <th colspan="2">BACK DIMENSIONS</th> </tr> <tr> <th>W</th> <th>D</th> <th>H</th> <th>W</th> <th>D</th> <th>H</th> <th>W</th> <th>H</th> </tr> </thead> <tbody> <tr> <td>IN 24</td> <td>22.5</td> <td>34</td> <td>18.5</td> <td>16.5-18</td> <td>16-21</td> <td>17</td> <td>16-17.5</td> </tr> <tr> <td>MM 610</td> <td>572</td> <td>864</td> <td>470</td> <td>419-457</td> <td>406-533</td> <td>432</td> <td>406-445</td> </tr> </tbody> </table>		OVERALL DIMENSIONS			SEAT DIMENSIONS			BACK DIMENSIONS		W	D	H	W	D	H	W	H	IN 24	22.5	34	18.5	16.5-18	16-21	17	16-17.5	MM 610	572	864	470	419-457	406-533	432	406-445
		OVERALL DIMENSIONS			SEAT DIMENSIONS			BACK DIMENSIONS																											
		W	D	H	W	D	H	W	H																										
IN 24	22.5	34	18.5	16.5-18	16-21	17	16-17.5																												
MM 610	572	864	470	419-457	406-533	432	406-445																												
<p>RTA 2 courier 1 per carton CANADA GREENGUARD</p>																																			
<p>Ergonomic features: C, D, E, H, M, N</p>																																			
 <p>Armless Height Adjustable Task Unit weight: 33 LB 15 KG Carton weight: 37 LB 16.78 KG Carton volume: 6.75 FT³ 0.19 MT³</p>	<p>MVL2723 Fabric</p> <p>Ergonomic features: C, D, E, M, N</p>	439																																	
		<table border="1"> <thead> <tr> <th colspan="3">OVERALL DIMENSIONS</th> <th colspan="3">SEAT DIMENSIONS</th> <th colspan="2">BACK DIMENSIONS</th> </tr> <tr> <th>W</th> <th>D</th> <th>H</th> <th>W</th> <th>D</th> <th>H</th> <th>W</th> <th>H</th> </tr> </thead> <tbody> <tr> <td>IN 24</td> <td>22.5</td> <td>43</td> <td>18.5</td> <td>16.5-18</td> <td>23-33</td> <td>16.5</td> <td>16-17.5</td> </tr> <tr> <td>MM 610</td> <td>572</td> <td>1092</td> <td>470</td> <td>419-457</td> <td>584-838</td> <td>419</td> <td>406-445</td> </tr> </tbody> </table>		OVERALL DIMENSIONS			SEAT DIMENSIONS			BACK DIMENSIONS		W	D	H	W	D	H	W	H	IN 24	22.5	43	18.5	16.5-18	23-33	16.5	16-17.5	MM 610	572	1092	470	419-457	584-838	419	406-445
		OVERALL DIMENSIONS			SEAT DIMENSIONS			BACK DIMENSIONS																											
		W	D	H	W	D	H	W	H																										
IN 24	22.5	43	18.5	16.5-18	23-33	16.5	16-17.5																												
MM 610	572	1092	470	419-457	584-838	419	406-445																												
<p>RTA 2 courier 1 per carton CANADA GREENGUARD</p>																																			
<p>Ergonomic features: C, D, E, M, N</p>																																			
 <p>Height Adjustable T-Arms - 1 pair Unit weight: 8 LB 3.6 KG Carton weight: 10 LB 4.54 KG Carton volume: 1.3 FT³ 0.03 MT³</p>	<p>MVL2784</p>	119																																	
		<table border="1"> <thead> <tr> <th colspan="3">OVERALL DIMENSIONS</th> <th colspan="3">SEAT DIMENSIONS</th> <th colspan="2">BACK DIMENSIONS</th> </tr> <tr> <th>W</th> <th>D</th> <th>H</th> <th>W</th> <th>D</th> <th>H</th> <th>W</th> <th>H</th> </tr> </thead> <tbody> <tr> <td>IN 3</td> <td>10</td> <td>12</td> <td>-</td> <td>-</td> <td>-</td> <td>-</td> <td>-</td> </tr> <tr> <td>MM 76</td> <td>254</td> <td>305</td> <td>-</td> <td>-</td> <td>-</td> <td>-</td> <td>-</td> </tr> </tbody> </table>		OVERALL DIMENSIONS			SEAT DIMENSIONS			BACK DIMENSIONS		W	D	H	W	D	H	W	H	IN 3	10	12	-	-	-	-	-	MM 76	254	305	-	-	-	-	-
		OVERALL DIMENSIONS			SEAT DIMENSIONS			BACK DIMENSIONS																											
		W	D	H	W	D	H	W	H																										
IN 3	10	12	-	-	-	-	-																												
MM 76	254	305	-	-	-	-	-																												
<p>RTA 00 courier 1 pair per carton (pricing is for the pair, specifications are for one arm)</p>																																			
<p>Ergonomic features: C, D, E, M, N</p>																																			





DASH



model OTG11760B

STANDARD FEATURES

- Multi-purpose guest/occasional chair.
- Durable welded four-legged steel frame.
- Black mesh back with Black mesh fabric (MS20) seat.
- Nylon armcaps.
- Generous proportions.
- Compliant with the emissions guidelines set by the GREENGUARD Environmental Institute.
- Shipped knocked down (KD) - easy to assemble.
- Limited Lifetime Warranty (2-year exceptions apply - see page 153).
- Weight capacity for this series is 300 lbs.

DESCRIPTION	MODEL# / FEATURES	List price	OVERALL DIMENSIONS			SEAT DIMENSIONS			BACK DIMENSIONS	
			W	D	H	W	D	H	W	H
 <p>Guest Chair, Mesh Back and Uph Seat Unit weight: 21 LB 9.5 KG Carton weight: 26 LB 11.79 KG Carton volume: 3.9 FT³ 0.11 MT³</p>	OTG11760B Ergonomic features: M, N	335	IN 23.5	23.5	34	19.5	17.5	17.5	19	16.5
			MM 597	597	864	495	445	445	483	419
			  1 per carton							




DORI 2







model OTG1220B

STANDARD FEATURES

- Multi-purpose stacking chairs.
- Strong welded steel frame in Chrome finish.
- Durable and easy to clean polypropylene back and seat. Available in Black only.
- Armchair has fiberglass reinforced polypropylene arms.
- Stackable up to 5 high on floor.
- Shipped fully assembled.
- Compliant with the emissions guidelines set by the GREENGUARD Environmental Institute.
- Limited Lifetime Warranty (2-year exceptions apply - see page 153).
- Weight capacity for this series is 300 lbs.

DESCRIPTION	MODEL# / FEATURES	List price	OVERALL DIMENSIONS			SEAT DIMENSIONS			BACK DIMENSIONS	
			W	D	H	W	D	H	W	H
 <p>Stacking Armchair Unit weight: 15 LB 6.8 KG Carton weight: 17 LB 7.71 KG Carton volume: 14.5 FT³ 0.41 MT³</p>	OTG1220B Stacks 5 high.	232	IN 22.5	21	30.5	16.5	16	16	18	15.5
			MM 572	533	775	419	406	406	457	394
			 4 per carton (pricing and specifications are for one chair)							

DESCRIPTION	MODEL# / FEATURES	List price	OVERALL DIMENSIONS			SEAT DIMENSIONS			BACK DIMENSIONS	
			W	D	H	W	D	H	W	H
 <p>Armless Stacking Chair Unit weight: 13 LB 5.9 KG Carton weight: 15 LB 6.8 KG Carton volume: 12.25 FT³ 0.34 MT³</p>	OTG1221B Stacks 5 high.	214	IN 18	21	30.5	16.5	16	16	18	15.5
			MM 457	533	775	419	406	406	457	394
			  4 per carton (pricing and specifications are for one chair)							

EOR





model OTG3930B



model OTG3920B

STANDARD FEATURES

- Multi-purpose guest chair.
- Durable steel four-legged frame.
- Contoured back and seat cushions with waterfall seat edge.
- Welcoming soft self-skinned polyurethane armcaps.
- Seat shroud provides a clean overall finish.
- Seating surfaces are upholstered in Black Luxhide bonded leather.
- Mesh back is available in Black only.
- Compliant with the emissions guidelines set by the GREENGUARD Environmental Institute.
- Limited Lifetime Warranty (2-year exceptions apply - see page 153).
- Weight capacity for this series is 300 lbs.

DESCRIPTION	MODEL# / FEATURES																																			
 <p>Upholstered Guest Chair Unit weight: 26 LB 11.8 KG Carton weight: 31 LB 14.06 KG Carton volume: 4.8 FT³ 0.13 MT³</p>	<p>List price</p> <p>OTG3920B 366</p>																																			
	<table border="1"> <thead> <tr> <th rowspan="2"></th> <th colspan="3">OVERALL DIMENSIONS</th> <th colspan="3">SEAT DIMENSIONS</th> <th colspan="2">BACK DIMENSIONS</th> </tr> <tr> <th>W</th> <th>D</th> <th>H</th> <th>W</th> <th>D</th> <th>H</th> <th>W</th> <th>H</th> </tr> </thead> <tbody> <tr> <td>IN</td> <td>24</td> <td>24.5</td> <td>34</td> <td>19</td> <td>19</td> <td>19</td> <td>18.5</td> <td>16</td> </tr> <tr> <td>MM</td> <td>610</td> <td>622</td> <td>864</td> <td>483</td> <td>483</td> <td>483</td> <td>470</td> <td>406</td> </tr> </tbody> </table>		OVERALL DIMENSIONS			SEAT DIMENSIONS			BACK DIMENSIONS		W	D	H	W	D	H	W	H	IN	24	24.5	34	19	19	19	18.5	16	MM	610	622	864	483	483	483	470	406
			OVERALL DIMENSIONS			SEAT DIMENSIONS			BACK DIMENSIONS																											
W		D	H	W	D	H	W	H																												
IN	24	24.5	34	19	19	19	18.5	16																												
MM	610	622	864	483	483	483	470	406																												
<p>Ergonomic features: M, N</p> <p>RTA 8 courier 1 per carton GREENGUARD</p>																																				
 <p>Mesh Back Guest Chair Unit weight: 20 LB 9.1 KG Carton weight: 28 LB 12.7 KG Carton volume: 5.25 FT³ 0.14 MT³</p>	<p>List price</p> <p>OTG3930B 366</p>																																			
	<table border="1"> <thead> <tr> <th rowspan="2"></th> <th colspan="3">OVERALL DIMENSIONS</th> <th colspan="3">SEAT DIMENSIONS</th> <th colspan="2">BACK DIMENSIONS</th> </tr> <tr> <th>W</th> <th>D</th> <th>H</th> <th>W</th> <th>D</th> <th>H</th> <th>W</th> <th>H</th> </tr> </thead> <tbody> <tr> <td>IN</td> <td>24.75</td> <td>24</td> <td>34.25</td> <td>19</td> <td>19</td> <td>19</td> <td>18</td> <td>17</td> </tr> <tr> <td>MM</td> <td>629</td> <td>610</td> <td>870</td> <td>483</td> <td>483</td> <td>483</td> <td>457</td> <td>432</td> </tr> </tbody> </table>		OVERALL DIMENSIONS			SEAT DIMENSIONS			BACK DIMENSIONS		W	D	H	W	D	H	W	H	IN	24.75	24	34.25	19	19	19	18	17	MM	629	610	870	483	483	483	457	432
			OVERALL DIMENSIONS			SEAT DIMENSIONS			BACK DIMENSIONS																											
W		D	H	W	D	H	W	H																												
IN	24.75	24	34.25	19	19	19	18	17																												
MM	629	610	870	483	483	483	457	432																												
<p>Ergonomic features: M, N</p> <p>RTA 8 courier 1 per carton GREENGUARD</p>																																				

FINCH



model MVL11703



model MVL11704

STANDARD FEATURES



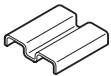
- Oval tube steel frame available in monochromatic Black only.
- Molded plastic seat and outer back shell.
- All models stack 8 high on the floor.
- Stacked chairs may leave frame impressions in chair(s) below.
- Ganging clamp model MVL11705 can be used on Finch models. Use one clamp for armless model. Use two clamps on armchair applied on front and rear legs.
- Can be upholstered in all Global grade 1 seating textiles or in Luxhide bonded leather (see page 149).
- Compliant with the emissions guidelines set by the GREENGUARD Environmental Institute.
- Limited Lifetime Warranty (5-year exceptions apply - see page 153).
- Weight capacity for this series is 300 lbs.

OPTIONAL FEATURES

- For hard surface flooring, please specify non-marking glides (NM). No upcharge.

ALTERNATE TEXTILE OPTIONS

- Graded-in textiles are available. No minimum quantities. Contact Customer Service for pricing.

DESCRIPTION	MODEL# / FEATURES	List price																															
 <p>Stacking Armchair Unit weight: 16 LB 7.3 KG Carton weight: 17.33 LB 7.86 KG Carton volume: 14.5 FT³ 0.41 MT³</p>	MVL11703	286																															
	<p>Upholstered seat and back. Stacks 8 high on floor or dolly.</p> <table border="1"> <thead> <tr> <th colspan="3">OVERALL DIMENSIONS</th> <th colspan="3">SEAT DIMENSIONS</th> <th colspan="2">BACK DIMENSIONS</th> </tr> <tr> <th>W</th> <th>D</th> <th>H</th> <th>W</th> <th>D</th> <th>H</th> <th>W</th> <th>H</th> </tr> </thead> <tbody> <tr> <td>IN 21.25</td> <td>23</td> <td>32</td> <td>18</td> <td>18</td> <td>18</td> <td>18</td> <td>14</td> </tr> <tr> <td>MM 540</td> <td>584</td> <td>813</td> <td>457</td> <td>457</td> <td>457</td> <td>457</td> <td>356</td> </tr> </tbody> </table> <p>RTA 00 3 per carton (pricing and specifications are for one chair)</p>	OVERALL DIMENSIONS			SEAT DIMENSIONS			BACK DIMENSIONS		W	D	H	W	D	H	W	H	IN 21.25	23	32	18	18	18	18	14	MM 540	584	813	457	457	457	457	356
OVERALL DIMENSIONS			SEAT DIMENSIONS			BACK DIMENSIONS																											
W	D	H	W	D	H	W	H																										
IN 21.25	23	32	18	18	18	18	14																										
MM 540	584	813	457	457	457	457	356																										
 <p>Armless Stacking Chair Unit weight: 15 LB 6.8 KG Carton weight: 16.67 LB 7.56 KG Carton volume: 14.5 FT³ 0.41 MT³</p>	MVL11704	263																															
	<p>Upholstered seat and back. Stacks 8 high on floor or dolly.</p> <table border="1"> <thead> <tr> <th colspan="3">OVERALL DIMENSIONS</th> <th colspan="3">SEAT DIMENSIONS</th> <th colspan="2">BACK DIMENSIONS</th> </tr> <tr> <th>W</th> <th>D</th> <th>H</th> <th>W</th> <th>D</th> <th>H</th> <th>W</th> <th>H</th> </tr> </thead> <tbody> <tr> <td>IN 21</td> <td>23</td> <td>30.5</td> <td>18</td> <td>15</td> <td>18.5</td> <td>17</td> <td>14.5</td> </tr> <tr> <td>MM 533</td> <td>584</td> <td>775</td> <td>457</td> <td>381</td> <td>470</td> <td>432</td> <td>368</td> </tr> </tbody> </table> <p>RTA 00 3 per carton (pricing and specifications are for one chair)</p>	OVERALL DIMENSIONS			SEAT DIMENSIONS			BACK DIMENSIONS		W	D	H	W	D	H	W	H	IN 21	23	30.5	18	15	18.5	17	14.5	MM 533	584	775	457	381	470	432	368
OVERALL DIMENSIONS			SEAT DIMENSIONS			BACK DIMENSIONS																											
W	D	H	W	D	H	W	H																										
IN 21	23	30.5	18	15	18.5	17	14.5																										
MM 533	584	775	457	381	470	432	368																										
 <p>Ganging Clamp Unit weight: 0.25 LB 0.1 KG Carton weight: 0.3 LB 0.14 KG Carton volume: 0.08 FT³ 0.002 MT³</p>	MVL11705	33																															
	<table border="1"> <thead> <tr> <th colspan="3">OVERALL DIMENSIONS</th> <th colspan="3">SEAT DIMENSIONS</th> <th colspan="2">BACK DIMENSIONS</th> </tr> <tr> <th>W</th> <th>D</th> <th>H</th> <th>W</th> <th>D</th> <th>H</th> <th>W</th> <th>H</th> </tr> </thead> <tbody> <tr> <td>IN 3.41</td> <td>3.16</td> <td>0.75</td> <td>-</td> <td>-</td> <td>-</td> <td>-</td> <td>-</td> </tr> <tr> <td>MM 87</td> <td>80</td> <td>19</td> <td>-</td> <td>-</td> <td>-</td> <td>-</td> <td>-</td> </tr> </tbody> </table> <p>RTA 00 10 per carton (pricing and specifications are for one clamp)</p>	OVERALL DIMENSIONS			SEAT DIMENSIONS			BACK DIMENSIONS		W	D	H	W	D	H	W	H	IN 3.41	3.16	0.75	-	-	-	-	-	MM 87	80	19	-	-	-	-	-
OVERALL DIMENSIONS			SEAT DIMENSIONS			BACK DIMENSIONS																											
W	D	H	W	D	H	W	H																										
IN 3.41	3.16	0.75	-	-	-	-	-																										
MM 87	80	19	-	-	-	-	-																										

FLINT



model OTG10930

STANDARD FEATURES



- Mesh back synchro-tilter chair.
- Unique translucent grid offers additional support and a distinct look.
- Standard with height adjustable T-arms with self-skinned urethane (SSU) armcaps.
- Black base with dual wheel carpet casters (C1) is standard.
- Seat is upholstered in Black, Quilt (QL10) with Black mesh back.
- Compliant with the emissions guidelines set by the GREENGUARD Environmental Institute.
- Limited Lifetime Warranty (2-year exceptions apply - see page 153).
- Weight capacity for this series is 300 lbs.

CHAIR ADJUSTMENTS

- Synchro tilt with upright position tilt lock.
- Tilt tension adjustment.
- Pneumatic seat height adjustment.

OPTIONAL FEATURES

- Hard surface flooring casters (**C65R**) can be purchased separately. Add \$96/set.

DESCRIPTION		MODEL# / FEATURES																																		
 <p>High Back Synchro-Tilter Unit weight: 32 LB 14.5 KG Carton weight: 42 LB 19.05 KG Carton volume: 4.1 FT³ 0.11 MT³</p>	<p>OTG10930</p> <p>Ergonomic features: A, B, C, H, L, M, N</p>	List price																																		
		536																																		
		<table border="1"> <thead> <tr> <th rowspan="2"></th> <th colspan="3">OVERALL DIMENSIONS</th> <th colspan="3">SEAT DIMENSIONS</th> <th colspan="2">BACK DIMENSIONS</th> </tr> <tr> <th>W</th> <th>D</th> <th>H</th> <th>W</th> <th>D</th> <th>H</th> <th>W</th> <th>H</th> </tr> </thead> <tbody> <tr> <td>IN</td> <td>25.5</td> <td>23</td> <td>40</td> <td>19.5</td> <td>17.5</td> <td>17-21</td> <td>18</td> <td>21</td> </tr> <tr> <td>MM</td> <td>648</td> <td>584</td> <td>1016</td> <td>495</td> <td>445</td> <td>432-533</td> <td>457</td> <td>533</td> </tr> </tbody> </table>			OVERALL DIMENSIONS			SEAT DIMENSIONS			BACK DIMENSIONS		W	D	H	W	D	H	W	H	IN	25.5	23	40	19.5	17.5	17-21	18	21	MM	648	584	1016	495	445	432-533
	OVERALL DIMENSIONS				SEAT DIMENSIONS			BACK DIMENSIONS																												
	W	D	H	W	D	H	W	H																												
IN	25.5	23	40	19.5	17.5	17-21	18	21																												
MM	648	584	1016	495	445	432-533	457	533																												
		<p>RTA 2</p>	<p>courier</p> <p>1 per carton</p>																																	

FORMAT



model MVL3191



model MVL3192

STANDARD FEATURES

- Synchro-tilter chairs with mesh back and upholstered seat. Canadian made.
- Standard with height and width adjustable arms with soft self-skinned urethane (SSU) armcaps that slide forward and backward.
- Dual wheel carpet casters (C1) are standard.
- Air flow mesh back is available in Black only.
- Seating surface can be upholstered in Luxhide bonded leather, in various colors or in all Global grade 1 seating textiles (see page 149).
- MVL3192 features an adjustable headrest which tilts and moves up and down to fit comfortably into the curve of the neck.
- Compliant with the emissions guidelines set by the GREENGUARD Environmental Institute.
- Limited Lifetime Warranty (5-year exceptions apply - see page 153).
- Weight capacity for this series is 300 lbs.

CHAIR ADJUSTMENTS












- Synchro tilt with upright position tilt lock.
- Tilt tension adjustment.
- Ratchet back height and headrest adjustment.
- Pneumatic seat height adjustment.

OPTIONAL FEATURES

- For hard surface flooring casters, please specify **(C9R)**. Add \$21/set.

ALTERNATE TEXTILE OPTIONS

- Graded-in textiles are available (seat only). No minimum quantities. Contact Customer Service for pricing.

DESCRIPTION	MODEL# / FEATURES																																			
 <p>High Back Synchro-Tilter, Mesh Back and Uph Seat Unit weight: 43 LB 19.5 KG Carton weight: 54 LB 24.49 KG Carton volume: 10.5 FT³ 0.29 MT³</p>	<p>List price</p> <p>MVL3191 633 Luxhide bonded leather or fabric (previously MVL3191F)</p> <table border="1"> <thead> <tr> <th rowspan="2"></th> <th colspan="3">OVERALL DIMENSIONS</th> <th colspan="3">SEAT DIMENSIONS</th> <th colspan="2">BACK DIMENSIONS</th> </tr> <tr> <th>W</th> <th>D</th> <th>H</th> <th>W</th> <th>D</th> <th>H</th> <th>W</th> <th>H</th> </tr> </thead> <tbody> <tr> <td>IN</td> <td>24.5</td> <td>23</td> <td>43</td> <td>19.5</td> <td>17.5</td> <td>16-21</td> <td>17.5</td> <td>23-25.5</td> </tr> <tr> <td>MM</td> <td>622</td> <td>584</td> <td>1092</td> <td>495</td> <td>445</td> <td>406-533</td> <td>445</td> <td>584-648</td> </tr> </tbody> </table> <p>Ergonomic features: A, B, C, D, H, L, M, N, Q</p> <p>RTA 2  1 per carton  </p>		OVERALL DIMENSIONS			SEAT DIMENSIONS			BACK DIMENSIONS		W	D	H	W	D	H	W	H	IN	24.5	23	43	19.5	17.5	16-21	17.5	23-25.5	MM	622	584	1092	495	445	406-533	445	584-648
			OVERALL DIMENSIONS			SEAT DIMENSIONS			BACK DIMENSIONS																											
W		D	H	W	D	H	W	H																												
IN	24.5	23	43	19.5	17.5	16-21	17.5	23-25.5																												
MM	622	584	1092	495	445	406-533	445	584-648																												
 <p>High Back Synchro-Tilter w/Headrest, Mesh Back and Uph Seat Unit weight: 45 LB 20.5 KG Carton weight: 56 LB 25.4 KG Carton volume: 11 FT³ 0.31 MT³</p>	<p>List price</p> <p>MVL3192 704 Luxhide bonded leather or fabric (previously MVL3192F)</p> <table border="1"> <thead> <tr> <th rowspan="2"></th> <th colspan="3">OVERALL DIMENSIONS</th> <th colspan="3">SEAT DIMENSIONS</th> <th colspan="2">BACK DIMENSIONS</th> </tr> <tr> <th>W</th> <th>D</th> <th>H</th> <th>W</th> <th>D</th> <th>H</th> <th>W</th> <th>H</th> </tr> </thead> <tbody> <tr> <td>IN</td> <td>24.5</td> <td>23</td> <td>50.5</td> <td>19.5</td> <td>17.5</td> <td>16-21</td> <td>17.5</td> <td>30-32.5</td> </tr> <tr> <td>MM</td> <td>622</td> <td>584</td> <td>1283</td> <td>495</td> <td>445</td> <td>406-533</td> <td>445</td> <td>762-826</td> </tr> </tbody> </table> <p>Ergonomic features: A, B, C, D, H, L, M, N, Q</p> <p>RTA 2  1 per carton  </p>		OVERALL DIMENSIONS			SEAT DIMENSIONS			BACK DIMENSIONS		W	D	H	W	D	H	W	H	IN	24.5	23	50.5	19.5	17.5	16-21	17.5	30-32.5	MM	622	584	1283	495	445	406-533	445	762-826
			OVERALL DIMENSIONS			SEAT DIMENSIONS			BACK DIMENSIONS																											
W		D	H	W	D	H	W	H																												
IN	24.5	23	50.5	19.5	17.5	16-21	17.5	30-32.5																												
MM	622	584	1283	495	445	406-533	445	762-826																												
 <p>Headrest for Format Chairs Unit weight: 1 LB 0.5 KG Carton weight: 2 LB 0.91 KG Carton volume: 0.5 FT³ 0.01 MT³</p>	<p>List price</p> <p>MVL3196 72</p> <table border="1"> <thead> <tr> <th rowspan="2"></th> <th colspan="3">OVERALL DIMENSIONS</th> <th colspan="3">SEAT DIMENSIONS</th> <th colspan="2">BACK DIMENSIONS</th> </tr> <tr> <th>W</th> <th>D</th> <th>H</th> <th>W</th> <th>D</th> <th>H</th> <th>W</th> <th>H</th> </tr> </thead> <tbody> <tr> <td>IN</td> <td>11.25</td> <td>4.5</td> <td>9</td> <td>-</td> <td>-</td> <td>-</td> <td>-</td> <td>-</td> </tr> <tr> <td>MM</td> <td>286</td> <td>114</td> <td>229</td> <td>-</td> <td>-</td> <td>-</td> <td>-</td> <td>-</td> </tr> </tbody> </table> <p>Easily attaches to MVL3191.</p> <p>Available in Black mesh only.</p> <p>RTA 00  1 per carton </p>		OVERALL DIMENSIONS			SEAT DIMENSIONS			BACK DIMENSIONS		W	D	H	W	D	H	W	H	IN	11.25	4.5	9	-	-	-	-	-	MM	286	114	229	-	-	-	-	-
	OVERALL DIMENSIONS			SEAT DIMENSIONS			BACK DIMENSIONS																													
	W	D	H	W	D	H	W	H																												
IN	11.25	4.5	9	-	-	-	-	-																												
MM	286	114	229	-	-	-	-	-																												

FULL-TIME



model MVL2900

STANDARD FEATURES

- Canadian made, ergonomic seating.
- Extra thick seat foam and contoured back.
- Standard with height and width adjustable arms with self-skinned urethane (SSU) armcaps.
- Dual wheel carpet casters (C65) are standard.
- Can be upholstered in all Global grade 1 seating textiles with the exception of Luxhide (see page 149).
- Compliant with the emissions guidelines set by the GREENGUARD Environmental Institute.
- Limited Lifetime Warranty (5-year exceptions apply - see page 153).
- Weight capacity for this series is 300 lbs.

CHAIR ADJUSTMENTS

- Multi-tilter with infinite position tilt lock.
- Infinite position back and seat angle adjustments, including forward tilt.
- Back height adjustment.
- Pneumatic seat height adjustment.

OPTIONAL FEATURES

- For hard surface flooring casters, please specify (C65R). Add \$21/set.
- For optional sliding seat depth adjustment, please specify (MD). Add \$32.

ALTERNATE TEXTILE OPTIONS

- Graded-in textiles are available. No minimum quantities. Contact Customer Service for pricing.
- Bantam is a durable, bleach cleanable (9:1) vinyl, but due to the stiff nature of the textile, this vinyl is prone to bunching and will not upholster as smoothly as other coverings in this series.

DESCRIPTION

MODEL# / FEATURES



Medium Back Multi-Tilter
 Unit weight: 50 LB | 22.7 KG
 Carton weight: 56 LB | 25.4 KG
 Carton volume: 9.75 FT³ | 0.27 MT³

MODEL# / FEATURES	List price
MVL2900 Fabric	582

	OVERALL DIMENSIONS			SEAT DIMENSIONS			BACK DIMENSIONS	
	W	D	H	W	D	H	W	H
IN	24.5	25	41	19.5	19	17.5-21.5	20	20-22
MM	622	635	1041	495	483	445-546	508	508-559

Ergonomic features:
 A, B, C, D, F, G, H, M, N, Q



1 per carton



GENNEX



model OTG11340



model OTG11341

STANDARD FEATURES

- Multi-purpose guest/nesting chairs feature a flip up seat allowing chairs to stack horizontally.
- Durable Black steel frame.
- Black mesh back.
- Models with arms or without arms are available. Armchair features Black polyurethane armcaps.
- Dual wheel carpet casters are standard.
- Seat can be upholstered in all Global grade 1 seating textiles or in Luxhide bonded leather (see page 149).
- Compliant with the emissions guidelines set by the GREENGUARD Environmental Institute.
- Limited Lifetime Warranty (5-year exceptions apply - see page 153).
- Weight capacity for this series is 300 lbs.

OPTIONAL FEATURES

- Hard surface flooring casters (**C9RSET4**) can be purchased separately. Add \$76/set.

ALTERNATE TEXTILE OPTIONS

- Graded-in textiles are available (seat only). No minimum quantities. Contact Customer Service for pricing.

DESCRIPTION

MODEL# / FEATURES



Nesting Guest Armchair w/Casters, Mesh Back and Uph Seat

Unit weight: 24 LB | 10.9 KG
 Carton weight: 29 LB | 13.15 KG
 Carton volume: 15.75 FT³ | 0.44 MT³

Ergonomic features:
 M, N

List price

OTG11340 568

	OVERALL DIMENSIONS			SEAT DIMENSIONS			BACK DIMENSIONS	
	W	D	H	W	D	H	W	H
IN	25.5	22	33	17.5	16.5	20.5	17	15
MM	648	559	838	445	419	521	432	381



2 per carton (pricing and specifications are for one chair)



Armless Nesting Guest Chair w/Casters, Mesh Back and Uph Seat

Unit weight: 21 LB | 9.5 KG
 Carton weight: 25.5 LB | 11.57 KG
 Carton volume: 13.25 FT³ | 0.37 MT³

Ergonomic features:
 M, N

List price

OTG11341 511

	OVERALL DIMENSIONS			SEAT DIMENSIONS			BACK DIMENSIONS	
	W	D	H	W	D	H	W	H
IN	22	22	33	17.5	16.5	20.5	17	15
MM	559	559	838	445	419	521	432	381



2 per carton (pricing and specifications are for one chair)



GEO



model OTG11641B

STANDARD FEATURES





- Value priced, quality mesh seating.
- Scuff resistant arched base.
- Standard with height adjustable arms with durable self-skinned urethane (SSU) armcaps (except armless and tilter chairs).
- Tilter chair features fixed loop style polypropylene arms.
- Dual wheel carpet casters (C65) are standard.
- All models have a Black mesh back.
- Seat is upholstered in Black mesh fabric (MS20).
- Compliant with the emissions guidelines set by the GREENGUARD Environmental Institute.
- Limited Lifetime Warranty (2-year exceptions apply - see page 153).
- Weight capacity for this series is 300 lbs.



CHAIR ADJUSTMENTS

- **Tilter chair**
 - Center tilt with upright position tilt lock.
 - Tilt tension adjustment.
 - Pneumatic seat height adjustment.
- **Synchro-tilter chair**
 - Synchro tilt with upright position tilt lock.
 - Tilt tension adjustment.
 - Pneumatic seat height adjustment.
- **Task chair**
 - Task mechanism.
 - Pneumatic seat height adjustment.
- **Height adjustable chair**
 - Height adjustable Chrome footrest.
 - Pneumatic seat height adjustment.

OPTIONAL FEATURES

- Hard surface flooring casters (**C65R**) can be purchased separately. Add \$96/set.

DESCRIPTION	MODEL# / FEATURES	List price																																	
 <p>LB Tilter, Mesh Back and Uph Seat Unit weight: 26 LB 11.8 KG Carton weight: 30 LB 13.61 KG Carton volume: 3.75 FT³ 0.1 MT³</p>	<p>OTG11636B Black mesh fabric</p>	422																																	
		<table border="1"> <thead> <tr> <th colspan="3">OVERALL DIMENSIONS</th> <th colspan="3">SEAT DIMENSIONS</th> <th colspan="2">BACK DIMENSIONS</th> </tr> <tr> <th>W</th> <th>D</th> <th>H</th> <th>W</th> <th>D</th> <th>H</th> <th>W</th> <th>H</th> </tr> </thead> <tbody> <tr> <td>IN 22</td> <td>21</td> <td>38</td> <td>18.5</td> <td>16.5</td> <td>16.5-20.5</td> <td>17.5</td> <td>19</td> </tr> <tr> <td>MM 559</td> <td>533</td> <td>965</td> <td>470</td> <td>419</td> <td>419-521</td> <td>445</td> <td>483</td> </tr> </tbody> </table>		OVERALL DIMENSIONS			SEAT DIMENSIONS			BACK DIMENSIONS		W	D	H	W	D	H	W	H	IN 22	21	38	18.5	16.5	16.5-20.5	17.5	19	MM 559	533	965	470	419	419-521	445	483
		OVERALL DIMENSIONS			SEAT DIMENSIONS			BACK DIMENSIONS																											
W	D	H	W	D	H	W	H																												
IN 22	21	38	18.5	16.5	16.5-20.5	17.5	19																												
MM 559	533	965	470	419	419-521	445	483																												
Ergonomic features: A, B, C, M, N, S RTA 8 courier 1 per carton GREENGUARD																																			
 <p>HB Synchro-Tilter, Mesh Back and Uph Seat Unit weight: 38 LB 17.3 KG Carton weight: 43 LB 19.5 KG Carton volume: 4.75 FT³ 0.13 MT³</p>	<p>OTG11641B Black mesh fabric</p>	658																																	
		<table border="1"> <thead> <tr> <th colspan="3">OVERALL DIMENSIONS</th> <th colspan="3">SEAT DIMENSIONS</th> <th colspan="2">BACK DIMENSIONS</th> </tr> <tr> <th>W</th> <th>D</th> <th>H</th> <th>W</th> <th>D</th> <th>H</th> <th>W</th> <th>H</th> </tr> </thead> <tbody> <tr> <td>IN 25</td> <td>23</td> <td>43</td> <td>20</td> <td>17.5</td> <td>16-20</td> <td>18</td> <td>25</td> </tr> <tr> <td>MM 635</td> <td>584</td> <td>1092</td> <td>508</td> <td>445</td> <td>406-508</td> <td>457</td> <td>635</td> </tr> </tbody> </table>		OVERALL DIMENSIONS			SEAT DIMENSIONS			BACK DIMENSIONS		W	D	H	W	D	H	W	H	IN 25	23	43	20	17.5	16-20	18	25	MM 635	584	1092	508	445	406-508	457	635
		OVERALL DIMENSIONS			SEAT DIMENSIONS			BACK DIMENSIONS																											
W	D	H	W	D	H	W	H																												
IN 25	23	43	20	17.5	16-20	18	25																												
MM 635	584	1092	508	445	406-508	457	635																												
Ergonomic features: A, B, C, H, L, M, N RTA 8 courier 1 per carton GREENGUARD																																			
 <p>LB Armless Task, Mesh Back and Uph Seat Unit weight: 25 LB 11.4 KG Carton weight: 30 LB 13.61 KG Carton volume: 3.75 FT³ 0.1 MT³</p>	<p>OTG11642B Black mesh fabric</p>	356																																	
		<table border="1"> <thead> <tr> <th colspan="3">OVERALL DIMENSIONS</th> <th colspan="3">SEAT DIMENSIONS</th> <th colspan="2">BACK DIMENSIONS</th> </tr> <tr> <th>W</th> <th>D</th> <th>H</th> <th>W</th> <th>D</th> <th>H</th> <th>W</th> <th>H</th> </tr> </thead> <tbody> <tr> <td>IN 19</td> <td>20</td> <td>37</td> <td>19</td> <td>17</td> <td>15.5-20.5</td> <td>17</td> <td>19</td> </tr> <tr> <td>MM 483</td> <td>508</td> <td>940</td> <td>483</td> <td>432</td> <td>394-521</td> <td>432</td> <td>483</td> </tr> </tbody> </table>		OVERALL DIMENSIONS			SEAT DIMENSIONS			BACK DIMENSIONS		W	D	H	W	D	H	W	H	IN 19	20	37	19	17	15.5-20.5	17	19	MM 483	508	940	483	432	394-521	432	483
		OVERALL DIMENSIONS			SEAT DIMENSIONS			BACK DIMENSIONS																											
W	D	H	W	D	H	W	H																												
IN 19	20	37	19	17	15.5-20.5	17	19																												
MM 483	508	940	483	432	394-521	432	483																												
Ergonomic features: C, M, N RTA 8 courier 1 per carton GREENGUARD																																			
 <p>LB Height Adjustable Task, Mesh Back and Uph Seat Unit weight: 37 LB 16.8 KG Carton weight: 42 LB 19.05 KG Carton volume: 6 FT³ 0.16 MT³</p>	<p>OTG11678B Black mesh fabric</p>	651																																	
		<table border="1"> <thead> <tr> <th colspan="3">OVERALL DIMENSIONS</th> <th colspan="3">SEAT DIMENSIONS</th> <th colspan="2">BACK DIMENSIONS</th> </tr> <tr> <th>W</th> <th>D</th> <th>H</th> <th>W</th> <th>D</th> <th>H</th> <th>W</th> <th>H</th> </tr> </thead> <tbody> <tr> <td>IN 25.5</td> <td>22</td> <td>46</td> <td>19</td> <td>17</td> <td>22-32</td> <td>17.5</td> <td>20</td> </tr> <tr> <td>MM 648</td> <td>559</td> <td>1168</td> <td>483</td> <td>432</td> <td>559-813</td> <td>445</td> <td>508</td> </tr> </tbody> </table>		OVERALL DIMENSIONS			SEAT DIMENSIONS			BACK DIMENSIONS		W	D	H	W	D	H	W	H	IN 25.5	22	46	19	17	22-32	17.5	20	MM 648	559	1168	483	432	559-813	445	508
		OVERALL DIMENSIONS			SEAT DIMENSIONS			BACK DIMENSIONS																											
W	D	H	W	D	H	W	H																												
IN 25.5	22	46	19	17	22-32	17.5	20																												
MM 648	559	1168	483	432	559-813	445	508																												
Ergonomic features: C, H, M, N RTA 8 courier 1 per carton GREENGUARD																																			

DESCRIPTION	MODEL# / FEATURES		
			List price
 <p>Height Adjustable Arms for OTG11642B - 1 pair Unit weight: 8 LB 3.6 KG Carton weight: 10 LB 4.54 KG Carton volume: 1.3 FT³ 0.03 MT³</p>	MVL2810	119	
	OVERALL DIMENSIONS		
	W	D	H
IN 3	10	12	
MM 76	254	305	
SEAT DIMENSIONS			
W	D	H	
-	-	-	
-	-	-	
BACK DIMENSIONS			
W	H		
-	-		
-	-		
RTA 00		1 pair per carton (pricing is for the pair, specifications are for one arm)	

HARDY



model OTG13080

STANDARD FEATURES







- Light lounge swivel chair.
- Aluminum base with Chrome finished cylinder
- Black nylon glides are standard on model OTG13080.
- Dual wheel casters are standard on model OTG13081. Acceptable for use on hard surface flooring.
- Can be upholstered in all Global grade 1 seating textiles or in Luxhide bonded leather (see page 149).
- Limited Lifetime Warranty (5-year exceptions apply - see page 153).
- Weight capacity for this series is 300 lbs.

CHAIR ADJUSTMENTS

- Pneumatic seat height adjustment.

ALTERNATE TEXTILE OPTIONS

- Graded-in textiles are available. No minimum quantities. Contact Customer Service for pricing.

DESCRIPTION		MODEL# / FEATURES																																					
 <p>Swivel Lounge w/Glides Unit weight: 27 LB 12.3 KG Carton weight: 32 LB 14.51 KG Carton volume: 9.25 FT³ 0.26 MT³</p>	<p>OTG13080</p> <p>Ergonomic features: C, M, N</p>	List price																																					
		1017																																					
		<table border="1"> <thead> <tr> <th rowspan="2"></th> <th colspan="3">OVERALL DIMENSIONS</th> <th colspan="3">SEAT DIMENSIONS</th> <th colspan="2">BACK DIMENSIONS</th> </tr> <tr> <th>W</th> <th>D</th> <th>H</th> <th>W</th> <th>D</th> <th>H</th> <th>W</th> <th>H</th> </tr> </thead> <tbody> <tr> <td>IN</td> <td>25</td> <td>26</td> <td>33</td> <td>15.5</td> <td>17.5</td> <td>16.5-20.5</td> <td>14</td> <td>14.5</td> </tr> <tr> <td>MM</td> <td>635</td> <td>660</td> <td>838</td> <td>394</td> <td>445</td> <td>419-521</td> <td>356</td> <td>368</td> </tr> </tbody> </table>				OVERALL DIMENSIONS			SEAT DIMENSIONS			BACK DIMENSIONS		W	D	H	W	D	H	W	H	IN	25	26	33	15.5	17.5	16.5-20.5	14	14.5	MM	635	660	838	394	445	419-521	356	368
	OVERALL DIMENSIONS			SEAT DIMENSIONS			BACK DIMENSIONS																																
	W	D	H	W	D	H	W	H																															
IN	25	26	33	15.5	17.5	16.5-20.5	14	14.5																															
MM	635	660	838	394	445	419-521	356	368																															
		<p>RTA 1  1 per carton </p>																																					
 <p>Swivel Lounge w/Casters Unit weight: 27 LB 12.3 KG Carton weight: 32 LB 14.51 KG Carton volume: 9.25 FT³ 0.26 MT³</p>	<p>OTG13081</p> <p>Ergonomic features: C, M, N</p>	List price																																					
		1017																																					
		<table border="1"> <thead> <tr> <th rowspan="2"></th> <th colspan="3">OVERALL DIMENSIONS</th> <th colspan="3">SEAT DIMENSIONS</th> <th colspan="2">BACK DIMENSIONS</th> </tr> <tr> <th>W</th> <th>D</th> <th>H</th> <th>W</th> <th>D</th> <th>H</th> <th>W</th> <th>H</th> </tr> </thead> <tbody> <tr> <td>IN</td> <td>25</td> <td>26</td> <td>33</td> <td>15.5</td> <td>17.5</td> <td>16.5-20.5</td> <td>14</td> <td>14.5</td> </tr> <tr> <td>MM</td> <td>635</td> <td>660</td> <td>838</td> <td>394</td> <td>445</td> <td>419-521</td> <td>356</td> <td>368</td> </tr> </tbody> </table>				OVERALL DIMENSIONS			SEAT DIMENSIONS			BACK DIMENSIONS		W	D	H	W	D	H	W	H	IN	25	26	33	15.5	17.5	16.5-20.5	14	14.5	MM	635	660	838	394	445	419-521	356	368
	OVERALL DIMENSIONS			SEAT DIMENSIONS			BACK DIMENSIONS																																
	W	D	H	W	D	H	W	H																															
IN	25	26	33	15.5	17.5	16.5-20.5	14	14.5																															
MM	635	660	838	394	445	419-521	356	368																															
		<p>RTA 1  1 per carton </p>																																					

IBEX



model MVL2801



model MVL2814



model MVL2807



model MVL2809

STANDARD FEATURES

- Ergonomic mesh seating designed to promote good posture and provide maximum comfort. Designed by Zooley Chu, Canadian made.
- Available with four different mechanism options: synchro-tilter, multi-tilter, tilter and task. Height adjustable chairs available with task mechanism only.
- Standard with height adjustable T-arms with self-skinned urethane (SSU) armcaps (except armless and guest chairs).
- Dual wheel carpet casters (C1) are standard (except four-legged guest chairs).
- Guest chairs have polymer armcaps (except armless models), a welded steel wall saver frame and are shipped fully assembled.
- Mesh back and mesh seat models can only be upholstered in Black mesh (MS69).
- Mesh back and upholstered seat models: Mesh back is available in Black (MS69) only and seating surface can be upholstered in Luxhide bonded leather (various colors) or in all Global grade 1 seating textiles (see page 149).
- Compliant with the emissions guidelines set by the GREENGUARD Environmental Institute.
- Limited Lifetime Warranty (5-year exceptions apply - see page 153).
- Weight capacity for this series is 300 lbs.

CHAIR ADJUSTMENTS









- **Synchro-tilter chairs**
 - Synchro tilt with multi-position tilt lock.
 - Tilt tension adjustment.
 - Adjustable lumbar support.
 - Pneumatic seat height adjustment.
- **Multi-tilter chairs**
 - Infinite position tilt lock.
 - Tilt tension adjustment.
 - Infinite back and seat angle adjustment.
 - Adjustable lumbar support.
 - Pneumatic seat height adjustment.
- **Tilter chairs**
 - Center tilt with upright position tilt lock.
 - Tilt tension adjustment.
 - Seat depth adjustment.
 - Adjustable lumbar support.
 - Pneumatic seat height adjustment.
- **Task chairs**
 - Seat depth adjustment.
 - Adjustable lumbar support.
 - Pneumatic seat height adjustment.
- **Height adjustable chairs**
 - Task mechanism.
 - Adjustable lumbar support.
 - Pneumatic seat height adjustment.
 - Height adjustable Chrome footrest.





















OPTIONAL FEATURES

- For hard surface flooring casters, please specify (C9R). Add \$21/set.
- For optional sliding seat depth adjustment on multi-tilter chairs, please specify (MD). Add \$32.


ALTERNATE TEXTILE OPTIONS

- Graded-in textiles are available. No minimum quantities. Contact Customer Service for pricing.

DESCRIPTION	MODEL# / FEATURES																																			
 <p>Synchro-Tilter, Mesh Back and Uph Seat Unit weight: 42 LB 19.1 KG Carton weight: 51 LB 23.13 KG Carton volume: 10.5 FT³ 0.29 MT³</p>	<p>List price</p> <p>MVL2801 710 Luxhide bonded leather or fabric (previously MVL2801F)</p> <table border="1"> <thead> <tr> <th rowspan="2"></th> <th colspan="3">OVERALL DIMENSIONS</th> <th colspan="3">SEAT DIMENSIONS</th> <th colspan="2">BACK DIMENSIONS</th> </tr> <tr> <th>W</th> <th>D</th> <th>H</th> <th>W</th> <th>D</th> <th>H</th> <th>W</th> <th>H</th> </tr> </thead> <tbody> <tr> <td>IN</td> <td>26</td> <td>26.5</td> <td>39.5</td> <td>20</td> <td>18.5</td> <td>16.5-21.5</td> <td>19.5</td> <td>20.5</td> </tr> <tr> <td>MM</td> <td>660</td> <td>673</td> <td>1003</td> <td>508</td> <td>470</td> <td>419-546</td> <td>495</td> <td>521</td> </tr> </tbody> </table> <p>Ergonomic features: A, B, C, D, H, L, M, N</p> <p>RTA 2  1 per carton  </p>		OVERALL DIMENSIONS			SEAT DIMENSIONS			BACK DIMENSIONS		W	D	H	W	D	H	W	H	IN	26	26.5	39.5	20	18.5	16.5-21.5	19.5	20.5	MM	660	673	1003	508	470	419-546	495	521
			OVERALL DIMENSIONS			SEAT DIMENSIONS			BACK DIMENSIONS																											
W		D	H	W	D	H	W	H																												
IN	26	26.5	39.5	20	18.5	16.5-21.5	19.5	20.5																												
MM	660	673	1003	508	470	419-546	495	521																												
 <p>Multi-Tilter, Mesh Back and Uph Seat Unit weight: 47 LB 21.4 KG Carton weight: 56 LB 25.4 KG Carton volume: 10.5 FT³ 0.29 MT³</p>	<p>List price</p> <p>MVL2803 774 Luxhide bonded leather or fabric (previously MVL2803F)</p> <table border="1"> <thead> <tr> <th rowspan="2"></th> <th colspan="3">OVERALL DIMENSIONS</th> <th colspan="3">SEAT DIMENSIONS</th> <th colspan="2">BACK DIMENSIONS</th> </tr> <tr> <th>W</th> <th>D</th> <th>H</th> <th>W</th> <th>D</th> <th>H</th> <th>W</th> <th>H</th> </tr> </thead> <tbody> <tr> <td>IN</td> <td>26</td> <td>27</td> <td>39.5</td> <td>20</td> <td>18.5</td> <td>17.5-22.5</td> <td>19.5</td> <td>20</td> </tr> <tr> <td>MM</td> <td>660</td> <td>686</td> <td>1003</td> <td>508</td> <td>470</td> <td>445-572</td> <td>495</td> <td>508</td> </tr> </tbody> </table> <p>Ergonomic features: A, B, C, D, F, G, H, M, N, S</p> <p>RTA 2  1 per carton  </p>		OVERALL DIMENSIONS			SEAT DIMENSIONS			BACK DIMENSIONS		W	D	H	W	D	H	W	H	IN	26	27	39.5	20	18.5	17.5-22.5	19.5	20	MM	660	686	1003	508	470	445-572	495	508
			OVERALL DIMENSIONS			SEAT DIMENSIONS			BACK DIMENSIONS																											
W		D	H	W	D	H	W	H																												
IN	26	27	39.5	20	18.5	17.5-22.5	19.5	20																												
MM	660	686	1003	508	470	445-572	495	508																												

DESCRIPTION	MODEL# / FEATURES																																			
 <p>Tilter, Mesh Back and Uph Seat Unit weight: 40 LB 18.2 KG Carton weight: 49 LB 22.23 KG Carton volume: 10.5 FT³ 0.29 MT³</p>	List price MVL2804 679 Luxhide bonded leather or fabric (previously MVL2804F)																																			
	<table border="1"> <thead> <tr> <th rowspan="2"></th> <th colspan="3">OVERALL DIMENSIONS</th> <th colspan="3">SEAT DIMENSIONS</th> <th colspan="2">BACK DIMENSIONS</th> </tr> <tr> <th>W</th> <th>D</th> <th>H</th> <th>W</th> <th>D</th> <th>H</th> <th>W</th> <th>H</th> </tr> </thead> <tbody> <tr> <td>IN</td> <td>26</td> <td>26.5</td> <td>38.5</td> <td>20</td> <td>18.5</td> <td>16.5-21.5</td> <td>19.5</td> <td>20.5</td> </tr> <tr> <td>MM</td> <td>660</td> <td>673</td> <td>978</td> <td>508</td> <td>470</td> <td>419-546</td> <td>495</td> <td>521</td> </tr> </tbody> </table>		OVERALL DIMENSIONS			SEAT DIMENSIONS			BACK DIMENSIONS		W	D	H	W	D	H	W	H	IN	26	26.5	38.5	20	18.5	16.5-21.5	19.5	20.5	MM	660	673	978	508	470	419-546	495	521
			OVERALL DIMENSIONS			SEAT DIMENSIONS			BACK DIMENSIONS																											
		W	D	H	W	D	H	W	H																											
IN	26	26.5	38.5	20	18.5	16.5-21.5	19.5	20.5																												
MM	660	673	978	508	470	419-546	495	521																												
Ergonomic features: A, B, C, D, E, H, M, N, S																																				
	RTA 2  1 per carton  																																			
 <p>Task, Mesh Back and Uph Seat Unit weight: 32 LB 14.5 KG Carton weight: 41 LB 18.6 KG Carton volume: 10.5 FT³ 0.29 MT³</p>	List price MVL2806 617 Luxhide bonded leather or fabric (previously MVL2806F)																																			
	<table border="1"> <thead> <tr> <th rowspan="2"></th> <th colspan="3">OVERALL DIMENSIONS</th> <th colspan="3">SEAT DIMENSIONS</th> <th colspan="2">BACK DIMENSIONS</th> </tr> <tr> <th>W</th> <th>D</th> <th>H</th> <th>W</th> <th>D</th> <th>H</th> <th>W</th> <th>H</th> </tr> </thead> <tbody> <tr> <td>IN</td> <td>26</td> <td>26.5</td> <td>37</td> <td>20</td> <td>18.5</td> <td>16-21</td> <td>19.5</td> <td>20.5</td> </tr> <tr> <td>MM</td> <td>660</td> <td>673</td> <td>940</td> <td>508</td> <td>470</td> <td>406-533</td> <td>495</td> <td>521</td> </tr> </tbody> </table>		OVERALL DIMENSIONS			SEAT DIMENSIONS			BACK DIMENSIONS		W	D	H	W	D	H	W	H	IN	26	26.5	37	20	18.5	16-21	19.5	20.5	MM	660	673	940	508	470	406-533	495	521
			OVERALL DIMENSIONS			SEAT DIMENSIONS			BACK DIMENSIONS																											
		W	D	H	W	D	H	W	H																											
IN	26	26.5	37	20	18.5	16-21	19.5	20.5																												
MM	660	673	940	508	470	406-533	495	521																												
Ergonomic features: C, D, E, H, M, N																																				
	RTA 2  1 per carton  																																			
 <p>Armless Height Adjustable, Mesh Back and Uph Seat Unit weight: 31 LB 14.1 KG Carton weight: 40 LB 18.14 KG Carton volume: 10.5 FT³ 0.29 MT³</p>	List price MVL2807 708 Luxhide bonded leather or fabric (previously MVL2807F)																																			
	<table border="1"> <thead> <tr> <th rowspan="2"></th> <th colspan="3">OVERALL DIMENSIONS</th> <th colspan="3">SEAT DIMENSIONS</th> <th colspan="2">BACK DIMENSIONS</th> </tr> <tr> <th>W</th> <th>D</th> <th>H</th> <th>W</th> <th>D</th> <th>H</th> <th>W</th> <th>H</th> </tr> </thead> <tbody> <tr> <td>IN</td> <td>20</td> <td>26.5</td> <td>48</td> <td>20</td> <td>18.5</td> <td>23-33</td> <td>19.5</td> <td>20.5</td> </tr> <tr> <td>MM</td> <td>508</td> <td>673</td> <td>1219</td> <td>508</td> <td>470</td> <td>584-838</td> <td>495</td> <td>521</td> </tr> </tbody> </table>		OVERALL DIMENSIONS			SEAT DIMENSIONS			BACK DIMENSIONS		W	D	H	W	D	H	W	H	IN	20	26.5	48	20	18.5	23-33	19.5	20.5	MM	508	673	1219	508	470	584-838	495	521
			OVERALL DIMENSIONS			SEAT DIMENSIONS			BACK DIMENSIONS																											
		W	D	H	W	D	H	W	H																											
IN	20	26.5	48	20	18.5	23-33	19.5	20.5																												
MM	508	673	1219	508	470	584-838	495	521																												
Ergonomic features: C, D, M, N																																				
	RTA 2  1 per carton  																																			
 <p>Height Adjustable w/Arms, Mesh Back and Uph Seat Unit weight: 37 LB 16.8 KG Carton weight: 46 LB 20.87 KG Carton volume: 10.5 FT³ 0.29 MT³</p>	List price MVL2808 827 Luxhide bonded leather or fabric (previously MVL2808F)																																			
	<table border="1"> <thead> <tr> <th rowspan="2"></th> <th colspan="3">OVERALL DIMENSIONS</th> <th colspan="3">SEAT DIMENSIONS</th> <th colspan="2">BACK DIMENSIONS</th> </tr> <tr> <th>W</th> <th>D</th> <th>H</th> <th>W</th> <th>D</th> <th>H</th> <th>W</th> <th>H</th> </tr> </thead> <tbody> <tr> <td>IN</td> <td>26</td> <td>26.5</td> <td>48</td> <td>20</td> <td>18.5</td> <td>23-33</td> <td>19.5</td> <td>20.5</td> </tr> <tr> <td>MM</td> <td>660</td> <td>673</td> <td>1219</td> <td>508</td> <td>470</td> <td>584-838</td> <td>495</td> <td>521</td> </tr> </tbody> </table>		OVERALL DIMENSIONS			SEAT DIMENSIONS			BACK DIMENSIONS		W	D	H	W	D	H	W	H	IN	26	26.5	48	20	18.5	23-33	19.5	20.5	MM	660	673	1219	508	470	584-838	495	521
			OVERALL DIMENSIONS			SEAT DIMENSIONS			BACK DIMENSIONS																											
		W	D	H	W	D	H	W	H																											
IN	26	26.5	48	20	18.5	23-33	19.5	20.5																												
MM	660	673	1219	508	470	584-838	495	521																												
Ergonomic features: C, D, H, M, N																																				
	RTA 2  1 per carton  																																			
 <p>Guest Chair, Mesh Back and Uph Seat Unit weight: 20 LB 9.1 KG Carton weight: 26 LB 11.79 KG Carton volume: 13.5 FT³ 0.38 MT³</p>	List price MVL2809 523 Luxhide bonded leather or fabric (previously MVL2809F)																																			
	<table border="1"> <thead> <tr> <th rowspan="2"></th> <th colspan="3">OVERALL DIMENSIONS</th> <th colspan="3">SEAT DIMENSIONS</th> <th colspan="2">BACK DIMENSIONS</th> </tr> <tr> <th>W</th> <th>D</th> <th>H</th> <th>W</th> <th>D</th> <th>H</th> <th>W</th> <th>H</th> </tr> </thead> <tbody> <tr> <td>IN</td> <td>25.25</td> <td>24</td> <td>34.5</td> <td>19.5</td> <td>18</td> <td>17.5</td> <td>19</td> <td>17</td> </tr> <tr> <td>MM</td> <td>641</td> <td>610</td> <td>876</td> <td>495</td> <td>457</td> <td>445</td> <td>483</td> <td>432</td> </tr> </tbody> </table>		OVERALL DIMENSIONS			SEAT DIMENSIONS			BACK DIMENSIONS		W	D	H	W	D	H	W	H	IN	25.25	24	34.5	19.5	18	17.5	19	17	MM	641	610	876	495	457	445	483	432
			OVERALL DIMENSIONS			SEAT DIMENSIONS			BACK DIMENSIONS																											
		W	D	H	W	D	H	W	H																											
IN	25.25	24	34.5	19.5	18	17.5	19	17																												
MM	641	610	876	495	457	445	483	432																												
Stacks 5 high. Ergonomic features: M, N																																				
	RTA 00  1 per carton  																																			

DESCRIPTION MODEL# / FEATURES



Guest Chair w/Casters, Mesh Back and Uph Seat

Unit weight: 20 LB | 9.1 KG
 Carton weight: 26 LB | 11.79 KG
 Carton volume: 13.5 FT³ | 0.38 MT³

List price

MVL2809C 633
 Luxhide bonded leather
 or fabric (previously MVL2809CF)

	OVERALL DIMENSIONS			SEAT DIMENSIONS			BACK DIMENSIONS	
	W	D	H	W	D	H	W	H
IN	25.25	24	34.5	19.5	18	17.5	19	17
MM	641	610	876	495	457	445	483	432

Ergonomic features:
 M, N

RTA 00

1 per carton



Guest Bar Stool, Mesh Back and Uph Seat

Unit weight: 25.5 LB | 11.6 KG
 Carton weight: 36 LB | 16.33 KG
 Carton volume: 20 FT³ | 0.56 MT³

List price

MVL2809BSMU 777
 Luxhide bonded leather
 or fabric

	OVERALL DIMENSIONS			SEAT DIMENSIONS			BACK DIMENSIONS	
	W	D	H	W	D	H	W	H
IN	25	25.75	45	19.5	17.5	28.5	18.5	16.5
MM	635	654	1143	495	445	724	470	419

Ergonomic features:
 M, N

RTA 00

1 per carton



Guest Bar Stool, Uph Back and Seat

Unit weight: 25.5 LB | 11.6 KG
 Carton weight: 36 LB | 16.33 KG
 Carton volume: 20 FT³ | 0.56 MT³

List price

MVL2809BSUU 872
 Luxhide bonded leather
 or fabric

	OVERALL DIMENSIONS			SEAT DIMENSIONS			BACK DIMENSIONS	
	W	D	H	W	D	H	W	H
IN	25	25.75	45	19.5	18.5	28.5	18.5	16.5
MM	635	654	1143	495	470	724	470	419

Ergonomic features:
 M, N

RTA 00

1 per carton



Synchro-Tilter, Uph Back and Seat

Unit weight: 42 LB | 19.1 KG
 Carton weight: 51 LB | 23.13 KG
 Carton volume: 10.5 FT³ | 0.29 MT³

List price

MVL2811 805
 Luxhide bonded leather
 or fabric (previously MVL2811F)

	OVERALL DIMENSIONS			SEAT DIMENSIONS			BACK DIMENSIONS	
	W	D	H	W	D	H	W	H
IN	26	26.5	39.5	20	18.5	16.5-21.5	19.5	20.5
MM	660	673	1003	508	470	419-546	495	521

Ergonomic features:
 A, B, C, D, H, L, M, N

RTA 2



1 per carton



Multi-Tilter, Uph Back and Seat

Unit weight: 47 LB | 21.4 KG
 Carton weight: 56 LB | 25.4 KG
 Carton volume: 10.5 FT³ | 0.29 MT³

List price

MVL2813 872
 Luxhide bonded leather
 or fabric (previously MVL2813F)

	OVERALL DIMENSIONS			SEAT DIMENSIONS			BACK DIMENSIONS	
	W	D	H	W	D	H	W	H
IN	26	27	39.5	20	18.5	17.5-22.5	19.5	20
MM	660	686	1003	508	470	445-572	495	508




















Ergonomic features:
 A, B, C, D, F, G, H, M, N, S

RTA 2




1 per carton



DESCRIPTION	MODEL# / FEATURES																																	
 <p>Tilter, Uph Back and Seat Unit weight: 40 LB 18.2 KG Carton weight: 49 LB 22.23 KG Carton volume: 10.5 FT³ 0.29 MT³</p>	<p>List price</p> <p>MVL2814 773 Luxhide bonded leather or fabric (previously MVL2814F)</p>																																	
	<table border="1"> <thead> <tr> <th colspan="3">OVERALL DIMENSIONS</th> <th colspan="3">SEAT DIMENSIONS</th> <th colspan="2">BACK DIMENSIONS</th> </tr> <tr> <th>W</th> <th>D</th> <th>H</th> <th>W</th> <th>D</th> <th>H</th> <th>W</th> <th>H</th> </tr> </thead> <tbody> <tr> <td>IN 26</td> <td>26.5</td> <td>38.5</td> <td>20</td> <td>18.5</td> <td>16.5-21.5</td> <td>19.5</td> <td>20.5</td> </tr> <tr> <td>MM 660</td> <td>673</td> <td>978</td> <td>508</td> <td>470</td> <td>419-546</td> <td>495</td> <td>521</td> </tr> </tbody> </table>	OVERALL DIMENSIONS			SEAT DIMENSIONS			BACK DIMENSIONS		W	D	H	W	D	H	W	H	IN 26	26.5	38.5	20	18.5	16.5-21.5	19.5	20.5	MM 660	673	978	508	470	419-546	495	521	<p>Ergonomic features: A, B, C, D, E, H, M, N, S</p> <p>RTA 2  1 per carton  </p>
	OVERALL DIMENSIONS			SEAT DIMENSIONS			BACK DIMENSIONS																											
	W	D	H	W	D	H	W	H																										
IN 26	26.5	38.5	20	18.5	16.5-21.5	19.5	20.5																											
MM 660	673	978	508	470	419-546	495	521																											
 <p>Task, Uph Back and Seat Unit weight: 32 LB 14.5 KG Carton weight: 41 LB 18.6 KG Carton volume: 10.5 FT³ 0.29 MT³</p>	<p>List price</p> <p>MVL2816 715 Luxhide bonded leather or fabric (previously MVL2816F)</p>																																	
	<table border="1"> <thead> <tr> <th colspan="3">OVERALL DIMENSIONS</th> <th colspan="3">SEAT DIMENSIONS</th> <th colspan="2">BACK DIMENSIONS</th> </tr> <tr> <th>W</th> <th>D</th> <th>H</th> <th>W</th> <th>D</th> <th>H</th> <th>W</th> <th>H</th> </tr> </thead> <tbody> <tr> <td>IN 26</td> <td>26.5</td> <td>37</td> <td>20</td> <td>18.5</td> <td>16-21</td> <td>19.5</td> <td>20.5</td> </tr> <tr> <td>MM 660</td> <td>673</td> <td>940</td> <td>508</td> <td>470</td> <td>406-533</td> <td>495</td> <td>521</td> </tr> </tbody> </table>	OVERALL DIMENSIONS			SEAT DIMENSIONS			BACK DIMENSIONS		W	D	H	W	D	H	W	H	IN 26	26.5	37	20	18.5	16-21	19.5	20.5	MM 660	673	940	508	470	406-533	495	521	<p>Ergonomic features: C, D, E, H, M, N</p> <p>RTA 2  1 per carton  </p>
	OVERALL DIMENSIONS			SEAT DIMENSIONS			BACK DIMENSIONS																											
	W	D	H	W	D	H	W	H																										
IN 26	26.5	37	20	18.5	16-21	19.5	20.5																											
MM 660	673	940	508	470	406-533	495	521																											
 <p>Armless Height Adjustable, Uph Back and Seat Unit weight: 31 LB 14.1 KG Carton weight: 40 LB 18.14 KG Carton volume: 10.5 FT³ 0.29 MT³</p>	<p>List price</p> <p>MVL2817 803 Luxhide bonded leather or fabric (previously MVL2817F)</p>																																	
	<table border="1"> <thead> <tr> <th colspan="3">OVERALL DIMENSIONS</th> <th colspan="3">SEAT DIMENSIONS</th> <th colspan="2">BACK DIMENSIONS</th> </tr> <tr> <th>W</th> <th>D</th> <th>H</th> <th>W</th> <th>D</th> <th>H</th> <th>W</th> <th>H</th> </tr> </thead> <tbody> <tr> <td>IN 20</td> <td>26.5</td> <td>48</td> <td>20</td> <td>18.5</td> <td>23-33</td> <td>19.5</td> <td>20.5</td> </tr> <tr> <td>MM 508</td> <td>673</td> <td>1219</td> <td>508</td> <td>470</td> <td>584-838</td> <td>495</td> <td>521</td> </tr> </tbody> </table>	OVERALL DIMENSIONS			SEAT DIMENSIONS			BACK DIMENSIONS		W	D	H	W	D	H	W	H	IN 20	26.5	48	20	18.5	23-33	19.5	20.5	MM 508	673	1219	508	470	584-838	495	521	<p>Ergonomic features: C, D, M, N</p> <p>RTA 2  1 per carton  </p>
	OVERALL DIMENSIONS			SEAT DIMENSIONS			BACK DIMENSIONS																											
	W	D	H	W	D	H	W	H																										
IN 20	26.5	48	20	18.5	23-33	19.5	20.5																											
MM 508	673	1219	508	470	584-838	495	521																											
 <p>Height Adjustable w/Arms, Uph Back and Seat Unit weight: 37 LB 16.8 KG Carton weight: 46 LB 20.87 KG Carton volume: 10.5 FT³ 0.29 MT³</p>	<p>List price</p> <p>MVL2818 921 Luxhide bonded leather or fabric (previously MVL2818F)</p>																																	
	<table border="1"> <thead> <tr> <th colspan="3">OVERALL DIMENSIONS</th> <th colspan="3">SEAT DIMENSIONS</th> <th colspan="2">BACK DIMENSIONS</th> </tr> <tr> <th>W</th> <th>D</th> <th>H</th> <th>W</th> <th>D</th> <th>H</th> <th>W</th> <th>H</th> </tr> </thead> <tbody> <tr> <td>IN 26</td> <td>26.5</td> <td>48</td> <td>20</td> <td>18.5</td> <td>23-33</td> <td>19.5</td> <td>20.5</td> </tr> <tr> <td>MM 660</td> <td>673</td> <td>1219</td> <td>508</td> <td>470</td> <td>584-838</td> <td>495</td> <td>521</td> </tr> </tbody> </table>	OVERALL DIMENSIONS			SEAT DIMENSIONS			BACK DIMENSIONS		W	D	H	W	D	H	W	H	IN 26	26.5	48	20	18.5	23-33	19.5	20.5	MM 660	673	1219	508	470	584-838	495	521	<p>Ergonomic features: C, D, H, M, N</p> <p>RTA 2  1 per carton  </p>
	OVERALL DIMENSIONS			SEAT DIMENSIONS			BACK DIMENSIONS																											
	W	D	H	W	D	H	W	H																										
IN 26	26.5	48	20	18.5	23-33	19.5	20.5																											
MM 660	673	1219	508	470	584-838	495	521																											
 <p>Guest Chair, Uph Back and Seat Unit weight: 20 LB 9.1 KG Carton weight: 26 LB 11.79 KG Carton volume: 13.5 FT³ 0.38 MT³</p>	<p>List price</p> <p>MVL2819 614 Luxhide bonded leather or fabric (previously MVL2819F)</p>																																	
	<p>Stacks 5 high.</p> <table border="1"> <thead> <tr> <th colspan="3">OVERALL DIMENSIONS</th> <th colspan="3">SEAT DIMENSIONS</th> <th colspan="2">BACK DIMENSIONS</th> </tr> <tr> <th>W</th> <th>D</th> <th>H</th> <th>W</th> <th>D</th> <th>H</th> <th>W</th> <th>H</th> </tr> </thead> <tbody> <tr> <td>IN 25.25</td> <td>24</td> <td>34.5</td> <td>19.5</td> <td>18</td> <td>17.5</td> <td>19</td> <td>17</td> </tr> <tr> <td>MM 641</td> <td>610</td> <td>876</td> <td>495</td> <td>457</td> <td>445</td> <td>483</td> <td>432</td> </tr> </tbody> </table>	OVERALL DIMENSIONS			SEAT DIMENSIONS			BACK DIMENSIONS		W	D	H	W	D	H	W	H	IN 25.25	24	34.5	19.5	18	17.5	19	17	MM 641	610	876	495	457	445	483	432	<p>Back exterior upholstered in Jenny, Ebony (JN02).</p> <p>Ergonomic features: M, N</p> <p>RTA 00 1 per carton  </p>
	OVERALL DIMENSIONS			SEAT DIMENSIONS			BACK DIMENSIONS																											
	W	D	H	W	D	H	W	H																										
IN 25.25	24	34.5	19.5	18	17.5	19	17																											
MM 641	610	876	495	457	445	483	432																											

DESCRIPTION MODEL# / FEATURES



Guest Chair w/Casters, Uph Back and Seat
 Unit weight: 20 LB | 9.1 KG
 Carton weight: 26 LB | 11.79 KG
 Carton volume: 13.5 FT³ | 0.38 MT³

List price

MVL2819C 718
 Luxhide bonded leather
 or fabric (previously MVL2819CF)

OVERALL DIMENSIONS			SEAT DIMENSIONS			BACK DIMENSIONS	
W	D	H	W	D	H	W	H

Back exterior upholstered
 in Jenny, Ebony (JN02).

IN	25.25	24	34.5	19.5	18	17.5	19	17
MM	641	610	876	495	457	445	483	432

Ergonomic features:
 M, N

RTA 00

1 per carton



Synchro-Tilter, Mesh Back and Seat
 Unit weight: 42 LB | 19.1 KG
 Carton weight: 51 LB | 23.13 KG
 Carton volume: 10.5 FT³ | 0.29 MT³

List price

MVL2821 845
 Black mesh

OVERALL DIMENSIONS			SEAT DIMENSIONS			BACK DIMENSIONS	
W	D	H	W	D	H	W	H

IN	26	26.5	39.5	20	18.5	16.5-21.5	19.5	20.5
MM	660	673	1003	508	470	419-546	495	521

Ergonomic features:
 A, B, C, D, H, L, M

RTA 2



1 per carton



Multi-Tilter, Mesh Back and Seat
 Unit weight: 47 LB | 21.4 KG
 Carton weight: 56 LB | 25.4 KG
 Carton volume: 10.5 FT³ | 0.29 MT³

List price

MVL2823 910
 Black mesh

OVERALL DIMENSIONS			SEAT DIMENSIONS			BACK DIMENSIONS	
W	D	H	W	D	H	W	H

IN	26	27	39.5	20	18.5	17.5-22.5	19.5	20
MM	660	686	1003	508	470	445-572	495	508

Ergonomic features:
 A, B, C, D, F, G, H, M, S

RTA 2



1 per carton



Tilter, Mesh Back and Seat
 Unit weight: 40 LB | 18.2 KG
 Carton weight: 49 LB | 22.23 KG
 Carton volume: 10.5 FT³ | 0.29 MT³

List price

MVL2824 812
 Black mesh

OVERALL DIMENSIONS			SEAT DIMENSIONS			BACK DIMENSIONS	
W	D	H	W	D	H	W	H

IN	26	26.5	38.5	20	18.5	16.5-21.5	19.5	20.5
MM	660	673	978	508	470	419-546	495	521

Ergonomic features:
 A, B, C, D, E, H, M, S

RTA 2



1 per carton



Task, Mesh Back and Seat
 Unit weight: 32 LB | 14.5 KG
 Carton weight: 41 LB | 18.6 KG
 Carton volume: 10.5 FT³ | 0.29 MT³

List price

MVL2826 754
 Black mesh

OVERALL DIMENSIONS			SEAT DIMENSIONS			BACK DIMENSIONS	
W	D	H	W	D	H	W	H

IN	26	26.5	37	20	18.5	16-21	19.5	20.5
MM	660	673	940	508	470	406-533	495	521

Ergonomic features:
 C, D, E, H, M

RTA 2



1 per carton



Armless Height Adjustable, Mesh Back and Seat
 Unit weight: 31 LB | 14.1 KG
 Carton weight: 40 LB | 18.14 KG
 Carton volume: 10.5 FT³ | 0.29 MT³

List price

MVL2827 843
 Black mesh

OVERALL DIMENSIONS			SEAT DIMENSIONS			BACK DIMENSIONS	
W	D	H	W	D	H	W	H

IN	20	26.5	48	20	18.5	23-33	19.5	20.5
MM	508	673	1219	508	470	584-838	495	521





Ergonomic features:
 C, D, M




RTA 2









1 per carton






DESCRIPTION	MODEL# / FEATURES	List price																																
 <p>Height Adjustable w/Arms, Mesh Back and Seat Unit weight: 37 LB 16.8 KG Carton weight: 46 LB 20.87 KG Carton volume: 10.5 FT³ 0.29 MT³</p>	MVL2828 Black mesh	958																																
	<table border="1"> <thead> <tr> <th colspan="3">OVERALL DIMENSIONS</th> <th colspan="3">SEAT DIMENSIONS</th> <th colspan="2">BACK DIMENSIONS</th> </tr> <tr> <th>W</th> <th>D</th> <th>H</th> <th>W</th> <th>D</th> <th>H</th> <th>W</th> <th>H</th> </tr> </thead> <tbody> <tr> <td>IN 26</td> <td>26.5</td> <td>48</td> <td>20</td> <td>18.5</td> <td>23-33</td> <td>19.5</td> <td>20.5</td> </tr> <tr> <td>MM 660</td> <td>673</td> <td>1219</td> <td>508</td> <td>470</td> <td>584-838</td> <td>495</td> <td>521</td> </tr> </tbody> </table>		OVERALL DIMENSIONS			SEAT DIMENSIONS			BACK DIMENSIONS		W	D	H	W	D	H	W	H	IN 26	26.5	48	20	18.5	23-33	19.5	20.5	MM 660	673	1219	508	470	584-838	495	521
	OVERALL DIMENSIONS			SEAT DIMENSIONS			BACK DIMENSIONS																											
W	D	H	W	D	H	W	H																											
IN 26	26.5	48	20	18.5	23-33	19.5	20.5																											
MM 660	673	1219	508	470	584-838	495	521																											
Ergonomic features: C, D, H, M		RTA 2  1 per carton  																																

DESCRIPTION	MODEL# / FEATURES	List price																																
 <p>Armless Guest Chair, Mesh Back and Uph Seat Unit weight: 19 LB 8.6 KG Carton weight: 25 LB 11.34 KG Carton volume: 13 FT³ 0.36 MT³</p>	MVL2831 Luxhide bonded leather or fabric (previously MVL2831F)	486																																
	<table border="1"> <thead> <tr> <th colspan="3">OVERALL DIMENSIONS</th> <th colspan="3">SEAT DIMENSIONS</th> <th colspan="2">BACK DIMENSIONS</th> </tr> <tr> <th>W</th> <th>D</th> <th>H</th> <th>W</th> <th>D</th> <th>H</th> <th>W</th> <th>H</th> </tr> </thead> <tbody> <tr> <td>IN 20</td> <td>24</td> <td>34.5</td> <td>19.5</td> <td>18</td> <td>17.5</td> <td>19</td> <td>17</td> </tr> <tr> <td>MM 508</td> <td>610</td> <td>876</td> <td>495</td> <td>457</td> <td>445</td> <td>483</td> <td>432</td> </tr> </tbody> </table>		OVERALL DIMENSIONS			SEAT DIMENSIONS			BACK DIMENSIONS		W	D	H	W	D	H	W	H	IN 20	24	34.5	19.5	18	17.5	19	17	MM 508	610	876	495	457	445	483	432
	OVERALL DIMENSIONS			SEAT DIMENSIONS			BACK DIMENSIONS																											
W	D	H	W	D	H	W	H																											
IN 20	24	34.5	19.5	18	17.5	19	17																											
MM 508	610	876	495	457	445	483	432																											
Stacks 5 high. Ergonomic features: M, N		RTA 00   1 per carton																																

DESCRIPTION	MODEL# / FEATURES	List price																																
 <p>Armless Guest Chair w/Casters, Mesh Back and Uph Seat Unit weight: 19 LB 8.6 KG Carton weight: 25 LB 11.34 KG Carton volume: 13 FT³ 0.36 MT³</p>	MVL2831C Luxhide bonded leather or fabric (previously MVL2831CF)	597																																
	<table border="1"> <thead> <tr> <th colspan="3">OVERALL DIMENSIONS</th> <th colspan="3">SEAT DIMENSIONS</th> <th colspan="2">BACK DIMENSIONS</th> </tr> <tr> <th>W</th> <th>D</th> <th>H</th> <th>W</th> <th>D</th> <th>H</th> <th>W</th> <th>H</th> </tr> </thead> <tbody> <tr> <td>IN 20</td> <td>24</td> <td>34.5</td> <td>19.5</td> <td>18</td> <td>17.5</td> <td>19</td> <td>17</td> </tr> <tr> <td>MM 508</td> <td>610</td> <td>876</td> <td>495</td> <td>457</td> <td>445</td> <td>483</td> <td>432</td> </tr> </tbody> </table>		OVERALL DIMENSIONS			SEAT DIMENSIONS			BACK DIMENSIONS		W	D	H	W	D	H	W	H	IN 20	24	34.5	19.5	18	17.5	19	17	MM 508	610	876	495	457	445	483	432
	OVERALL DIMENSIONS			SEAT DIMENSIONS			BACK DIMENSIONS																											
W	D	H	W	D	H	W	H																											
IN 20	24	34.5	19.5	18	17.5	19	17																											
MM 508	610	876	495	457	445	483	432																											
Ergonomic features: M, N		RTA 00   1 per carton																																

DESCRIPTION	MODEL# / FEATURES	List price																																
 <p>Armless Guest Bar Stool, Mesh Back and Uph Seat Unit weight: 24 LB 10.9 KG Carton weight: 34 LB 15.42 KG Carton volume: 15.75 FT³ 0.44 MT³</p>	MVL2831BSMU Luxhide bonded leather or fabric	738																																
	<table border="1"> <thead> <tr> <th colspan="3">OVERALL DIMENSIONS</th> <th colspan="3">SEAT DIMENSIONS</th> <th colspan="2">BACK DIMENSIONS</th> </tr> <tr> <th>W</th> <th>D</th> <th>H</th> <th>W</th> <th>D</th> <th>H</th> <th>W</th> <th>H</th> </tr> </thead> <tbody> <tr> <td>IN 20.75</td> <td>25.75</td> <td>45</td> <td>19.5</td> <td>17.5</td> <td>28.5</td> <td>18.5</td> <td>16.5</td> </tr> <tr> <td>MM 527</td> <td>654</td> <td>1143</td> <td>495</td> <td>445</td> <td>724</td> <td>470</td> <td>419</td> </tr> </tbody> </table>		OVERALL DIMENSIONS			SEAT DIMENSIONS			BACK DIMENSIONS		W	D	H	W	D	H	W	H	IN 20.75	25.75	45	19.5	17.5	28.5	18.5	16.5	MM 527	654	1143	495	445	724	470	419
	OVERALL DIMENSIONS			SEAT DIMENSIONS			BACK DIMENSIONS																											
W	D	H	W	D	H	W	H																											
IN 20.75	25.75	45	19.5	17.5	28.5	18.5	16.5																											
MM 527	654	1143	495	445	724	470	419																											
Ergonomic features: M, N		RTA 00   1 per carton																																

DESCRIPTION	MODEL# / FEATURES	List price																																
 <p>Armless Guest Bar Stool, Uph Back and Seat Unit weight: 24 LB 10.9 KG Carton weight: 34 LB 15.42 KG Carton volume: 15.75 FT³ 0.44 MT³</p>	MVL2831BSUU Luxhide bonded leather or fabric	834																																
	<table border="1"> <thead> <tr> <th colspan="3">OVERALL DIMENSIONS</th> <th colspan="3">SEAT DIMENSIONS</th> <th colspan="2">BACK DIMENSIONS</th> </tr> <tr> <th>W</th> <th>D</th> <th>H</th> <th>W</th> <th>D</th> <th>H</th> <th>W</th> <th>H</th> </tr> </thead> <tbody> <tr> <td>IN 20.75</td> <td>25.75</td> <td>45</td> <td>19.5</td> <td>18.5</td> <td>28.5</td> <td>18.5</td> <td>16.5</td> </tr> <tr> <td>MM 527</td> <td>654</td> <td>1143</td> <td>495</td> <td>470</td> <td>724</td> <td>470</td> <td>419</td> </tr> </tbody> </table>		OVERALL DIMENSIONS			SEAT DIMENSIONS			BACK DIMENSIONS		W	D	H	W	D	H	W	H	IN 20.75	25.75	45	19.5	18.5	28.5	18.5	16.5	MM 527	654	1143	495	470	724	470	419
	OVERALL DIMENSIONS			SEAT DIMENSIONS			BACK DIMENSIONS																											
W	D	H	W	D	H	W	H																											
IN 20.75	25.75	45	19.5	18.5	28.5	18.5	16.5																											
MM 527	654	1143	495	470	724	470	419																											
Ergonomic features: M, N		RTA 00   1 per carton																																

DESCRIPTION MODEL# / FEATURES



List price

MVL2832 578
Luxehide bonded leather
or fabric (previously MVL2832F)

Stacks 5 high.

	OVERALL DIMENSIONS			SEAT DIMENSIONS			BACK DIMENSIONS	
	W	D	H	W	D	H	W	H

Back exterior upholstered
in Jenny, Ebony (JN02).

IN	20	24	34.5	19.5	18	17.5	19	17
MM	508	610	876	495	457	445	483	432

Ergonomic features:
M, N


RTA 00

1 per carton



Armless Guest Chair, Uph Back and Seat

Unit weight: 20 LB | 9.1 KG
Carton weight: 26 LB | 11.79 KG
Carton volume: 13 FT³ | 0.36 MT³



List price

MVL2832C 681
Luxehide bonded leather
or fabric (previously MVL2832CF)

Back exterior upholstered
in Jenny, Ebony (JN02).

	OVERALL DIMENSIONS			SEAT DIMENSIONS			BACK DIMENSIONS	
	W	D	H	W	D	H	W	H

IN	20	24	34.5	19.5	18	17.5	19	17
MM	508	610	876	495	457	445	483	432

Ergonomic features:
M, N

RTA 00

1 per carton



Armless Guest Chair w/Casters, Uph Back and Seat

Unit weight: 20 LB | 9.1 KG
Carton weight: 26 LB | 11.79 KG
Carton volume: 13 FT³ | 0.36 MT³

IONIC BENCHES



model MLUB-2

STANDARD FEATURES

- Upholstered bench with signature H-legs and generous seating area in one, two and three seater options.
- Durable and ideal for open spaces and common areas.
- 2" thick fully upholstered cushions banded on all four sides.
- Cushion is secured to H-legs with T-nuts.
- Can be upholstered in all Global grade 1 seating textiles or in Luxhide bonded leather (see page 149).
- Shipped easy to assemble.
- Limited Lifetime Warranty (5-year exceptions apply - see page 153).
- Weight capacity for this series is 300 lbs.

LEG FINISHES





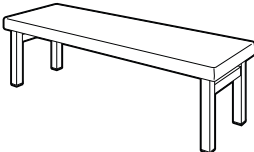

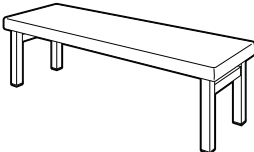


- Legs are painted in a durable Sandtex finish with low profile plastic glides. Available in the following finishes:
BLK Black
DWT Designer White
TUN Tungsten

ALTERNATE TEXTILE OPTIONS

- Graded-in textiles are available. No minimum quantities. Contact Customer Service for pricing.

COMPLEMENTARY COFFEE TABLES

- For Ionic coffee tables, see page 114.

DESCRIPTION	MODEL# / FEATURES	List price								
	MLUB-1	564								
		OVERALL DIMENSIONS			SEAT DIMENSIONS			BACK DIMENSIONS		
		W	D	H	W	D	H	W	H	
		IN 26.5	20.5	18	-	-	-	-	-	
		MM 673	521	457	-	-	-	-	-	
		RTA 1		1 cartons						
<p>One Seater Bench Unit weight: 19 LB 8.6 KG Carton weight: 24 LB 10.89 KG Carton volume: 3 FT³ 0.08 MT³</p>		List price								
	MLUB-2	678								
		OVERALL DIMENSIONS			SEAT DIMENSIONS			BACK DIMENSIONS		
		W	D	H	W	D	H	W	H	
		IN 42.5	20.5	18	-	-	-	-	-	
		MM 1080	521	457	-	-	-	-	-	
		RTA 1		1 cartons						
<p>Two Seater Bench Unit weight: 26 LB 11.8 KG Carton weight: 32 LB 14.51 KG Carton volume: 4 FT³ 0.11 MT³</p>		List price								
	MLUB-3	866								
		OVERALL DIMENSIONS			SEAT DIMENSIONS			BACK DIMENSIONS		
		W	D	H	W	D	H	W	H	
		IN 63.5	20.5	18	-	-	-	-	-	
		MM 1613	521	457	-	-	-	-	-	
		RTA 1		1 cartons						
<p>Three Seater Bench Unit weight: 43 LB 19.5 KG Carton weight: 51 LB 23.13 KG Carton volume: 6 FT³ 0.16 MT³</p>										

JAVA



model **OTG10902**

STANDARD FEATURES

- Tilter chair with durable rear shroud.
- Flared fixed loop arms.
- Black frame and Black spider base.
- Dual wheel carpet casters (C65) are standard.
- Only available in Black mesh fabric (MS20) seat with contrasting Grey mesh back.
- Compliant with the emissions guidelines set by the GREENGUARD Environmental Institute.
- Limited Lifetime Warranty (2-year exceptions apply - see page 153).
- Weight capacity for this series is 300 lbs.

CHAIR ADJUSTMENTS

- Center tilt with upright position tilt lock.
- Tilt tension adjustment.
- Pneumatic seat height adjustment.

OPTIONAL FEATURES

- Hard surface flooring casters (**C65R**) can be purchased separately. Add \$96/set.

DESCRIPTION

MODEL# / FEATURES



High Back Tilter

Unit weight: 23 LB | 10.5 KG
 Carton weight: 28 LB | 12.7 KG
 Carton volume: 3.4 FT³ | 0.09 MT³

Ergonomic features:
 A, B, C, M, N, S

List price

OTG10902 407

OVERALL DIMENSIONS			SEAT DIMENSIONS			BACK DIMENSIONS		
	W	D	H	W	D	H	W	H
IN	24	23	39	19.5	17	17-21	18	20
MM	610	584	991	495	432	432-533	457	508



1 per carton



KAYSEE



model OTG12112B

STANDARD FEATURES

- Mesh high back tilter chair.
- Standard with height adjustable T-arms with self-skinned urethane (SSU) armcaps.
- Black base with dual wheel carpet casters (C1) are standard.
- Only available with Black Luxhide bonded leather seat and Black mesh back.
- Compliant with the emissions guidelines set by the GREENGUARD Environmental Institute.
- Limited Lifetime Warranty (2-year exceptions apply - see page 153).
- Weight capacity for this series is 300 lbs.

CHAIR ADJUSTMENTS

- Center tilt with upright position tilt lock.
- Tilt tension adjustment.
- Height adjustable flexible lumbar support.
- Pneumatic seat height adjustment.

OPTIONAL FEATURES

- Hard surface flooring casters (C9R) can be purchased separately. Add \$96/set.

DESCRIPTION

MODEL# / FEATURES



High Back Tilter

Unit weight: 34 LB | 15.5 KG
 Carton weight: 40 LB | 18.14 KG
 Carton volume: 4.1 FT³ | 0.11 MT³

Ergonomic features:
 A, B, C, D, H, S, M, N

List price

OTG12112B

487

OVERALL DIMENSIONS

	W	D	H
IN	25	24	41
MM	635	610	1041

SEAT DIMENSIONS

	W	D	H
	20	18	16.5-20.5
	508	457	419-521

BACK DIMENSIONS

	W	H
	18	22
	457	559

RTA 8



1 per carton



KAZAN



model OTG11670B

STANDARD FEATURES

- Unique design by Zoocy Chu.
- Comfortable multi-segmented cushions with deep padding.
- Double needle decorative stitch details.
- Fully upholstered arms.
- Dual wheel carpet casters (C65) are standard
- Seating surfaces are upholstered in Black Luxhide bonded leather.
- Compliant with the emissions guidelines set by the GREENGUARD Environmental Institute.
- Limited Lifetime Warranty (2-year exceptions apply - see page 153).
- Weight capacity for this series is 300 lbs.

CHAIR ADJUSTMENTS

- Center tilt with upright position tilt lock.
- Tilt tension adjustment.
- Pneumatic seat height adjustment.

OPTIONAL FEATURES

- Hard surface flooring casters (C65R) can be purchased separately. Add \$96/set.

DESCRIPTION

MODEL# / FEATURES



High Back Tilter

Unit weight: 54 LB | 24.5 KG
 Carton weight: 60 LB | 27.22 KG
 Carton volume: 8 FT³ | 0.22 MT³

Ergonomic features:
 A, B, C, M, N, S

List price

OTG11670B

798

OVERALL DIMENSIONS

	W	D	H
IN	25.5	29.5	46
MM	648	749	1168

SEAT DIMENSIONS

	W	D	H
	21.5	20	17-21
	546	508	432-533

BACK DIMENSIONS

	W	H
	17.5	27.5
	445	699

RTA 8



1 per carton



KYLIE



model OTG11355C

STANDARD FEATURES

- Lightweight multi-purpose stacking chairs.
- Durable and easy to clean reinforced polypropylene.
- Stackable up to 4 high on floor.
- Stackable up to 8 high on dolly (OTG6756).
- Available in Cadet (C), Grey (G) and White (W).
- Integrated non-slip glides.
- Shipped assembled (3 in a carton).
- Compliant with the emissions guidelines set by the GREENGUARD Environmental Institute.
- Limited Lifetime Warranty (2-year exceptions apply - see page 153).
- Weight capacity for this series is 300 lbs.

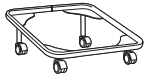
DESCRIPTION

MODEL# / FEATURES



Armless Stacking Chair
 Unit weight: 9.5 LB | 4.3 KG
 Carton weight: 11.67 LB | 5.29 KG
 Carton volume: 11 FT³ | 0.31 MT

MODEL# / FEATURES		List price								
OTG11355C OTG11355G OTG11355W		266								
		OVERALL DIMENSIONS			SEAT DIMENSIONS			BACK DIMENSIONS		
		W	D	H	W	D	H	W	H	
Stacks 4 high on floor.		IN 19	20	32	15.75	17	18	19	13.5	
		MM 483	508	813	400	432	457	483	343	
		RTA 00		3 per carton (pricing and specifications are for one chair)						



Dolly
 Unit weight: 10 LB | 4.5 KG
 Carton weight: 11 LB | 4.99 KG
 Carton volume: 2.4 FT³ | 0.06 MT

MODEL# / FEATURES		List price								
OTG6756		390								
		OVERALL DIMENSIONS			SEAT DIMENSIONS			BACK DIMENSIONS		
		W	D	H	W	D	H	W	H	
Stacks 8 high on dolly.		IN 20.75	23	9.25	-	-	-	-	-	
		MM 527	584	235	-	-	-	-	-	
		RTA 00		1 per carton						

LITE-LIFT




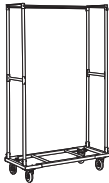




model OTG11674

STANDARD FEATURES

- Multi-purpose folding chair.
- Lightweight, durable, portable and easy to clean.
- Folds flat for compact storage.
- Molded plastic seat and back in Oyster Grey only.
- Strong steel frame in Charcoal color with epoxy coating.
- Stackable up to 25 high on dolly (MVL2776).
- Shipped fully assembled.
- Limited Lifetime Warranty (1-year exceptions apply - see page 153).
- Weight capacity for this series is 200 lbs.

For complementary Lite-Lift folding tables, see page 128.

DESCRIPTION		MODEL# / FEATURES																																		
 <p>Armless Folding Chairs - Set of 4 Unit weight: 12 LB 5.5 KG Carton weight: 54 LB 24.49 KG Carton volume: 5.23 FT³ 0.14 MT³</p>	OTG11674	List price																																		
		524																																		
		<table border="1"> <thead> <tr> <th rowspan="2"></th> <th colspan="3">OVERALL DIMENSIONS</th> <th colspan="3">SEAT DIMENSIONS</th> <th colspan="2">BACK DIMENSIONS</th> </tr> <tr> <th>W</th> <th>D</th> <th>H</th> <th>W</th> <th>D</th> <th>H</th> <th>W</th> <th>H</th> </tr> </thead> <tbody> <tr> <td>IN</td> <td>19</td> <td>22</td> <td>33.5</td> <td>16</td> <td>17</td> <td>17.5</td> <td>18.5</td> <td>17</td> </tr> <tr> <td>MM</td> <td>483</td> <td>559</td> <td>851</td> <td>406</td> <td>432</td> <td>445</td> <td>470</td> <td>432</td> </tr> </tbody> </table>			OVERALL DIMENSIONS			SEAT DIMENSIONS			BACK DIMENSIONS		W	D	H	W	D	H	W	H	IN	19	22	33.5	16	17	17.5	18.5	17	MM	483	559	851	406	432	445
	OVERALL DIMENSIONS				SEAT DIMENSIONS			BACK DIMENSIONS																												
	W	D	H	W	D	H	W	H																												
IN	19	22	33.5	16	17	17.5	18.5	17																												
MM	483	559	851	406	432	445	470	432																												
  1 carton (pricing is for the set, specifications are for one chair)																																				
 <p>Dolly Unit weight: 43 LB 19.5 KG Carton weight: 48 LB 21.77 KG Carton volume: 3.08 FT³ 0.08 MT³</p>	MVL2776	List price																																		
		544																																		
		<table border="1"> <thead> <tr> <th rowspan="2"></th> <th colspan="3">OVERALL DIMENSIONS</th> <th colspan="3">SEAT DIMENSIONS</th> <th colspan="2">BACK DIMENSIONS</th> </tr> <tr> <th>W</th> <th>D</th> <th>H</th> <th>W</th> <th>D</th> <th>H</th> <th>W</th> <th>H</th> </tr> </thead> <tbody> <tr> <td>IN</td> <td>18.5</td> <td>43.5</td> <td>74.75</td> <td>-</td> <td>-</td> <td>-</td> <td>-</td> <td>-</td> </tr> <tr> <td>MM</td> <td>470</td> <td>1105</td> <td>1899</td> <td>-</td> <td>-</td> <td>-</td> <td>-</td> <td>-</td> </tr> </tbody> </table>			OVERALL DIMENSIONS			SEAT DIMENSIONS			BACK DIMENSIONS		W	D	H	W	D	H	W	H	IN	18.5	43.5	74.75	-	-	-	-	-	MM	470	1105	1899	-	-	-
	OVERALL DIMENSIONS				SEAT DIMENSIONS			BACK DIMENSIONS																												
	W	D	H	W	D	H	W	H																												
IN	18.5	43.5	74.75	-	-	-	-	-																												
MM	470	1105	1899	-	-	-	-	-																												
Stacks OTG11674 chairs horizontally, up to 25 high.		  1 per carton																																		

LOCATE



Sample layout
Five single seat units, two end arms, one table bridge and one corner table



Sample layout
Five single bench units, one table bridge and one corner table

STANDARD FEATURES

- Locate is a modular seating series that is easy to configure, durable and ideal for linear and corner spaces.
- Modular non-handed linking components, can be reconfigured to suit your space.
- Cushions are fully upholstered and mounted on welded steel sled bases.
- Can be upholstered in all Global grade 1 seating textiles or in Luxhide bonded leather (see page 149).
- Tables are made from 45 lb. density particle board covered with thermally fused laminate on both sides.
- Tables are available in all Ionic finishes (see page 150).
- Most units can be ganged together with connecting brackets. Connecting brackets are not included with all models (see model description for details).
- Compliant with the emissions guidelines set by the GREENGUARD Environmental Institute.
- Limited Lifetime Warranty (5-year exceptions apply - see page 153).
- Weight capacity for this series is 300 lbs. per seat.

OPTIONAL FEATURES

- Welded steel sled base and posts are available in Black (BLK) or Tungsten (TUN) finish, please specify. No upcharge.
- For Chrome finish frame on single seats, please specify (CHM). Add \$68.
- For Chrome finish frame on tables or benches, please specify (CHM). Add \$41.

ALTERNATE TEXTILE OPTIONS

- Graded-in textiles are available. No minimum quantities. Contact Customer Service for pricing.

DESCRIPTION

MODEL# / FEATURES



Single Seat

Unit weight: 29 LB | 13.2 KG
Carton weight: 39 LB | 17.69 KG
Carton volume: 16.5 FT³ | 0.46 MT³

List price

MVL5001NA 630

Connecting brackets not included.

OVERALL DIMENSIONS

W D H

IN 25 29 30.5
MM 635 737 775

SEAT DIMENSIONS

W D H

25 19 17.5
635 483 445

BACK DIMENSIONS

W H

25 13
635 330

RTA 00 1 per carton



List price

MVL5002 199



End Arm (Single)

Unit weight: 7 LB | 3.2 KG
Carton weight: 9 LB | 4.08 KG
Carton volume: 1.1 FT³ | 0.03 MT³

Can be used on left or right side.

Connecting brackets included.
Dimensions do not include the connecting brackets.

OVERALL DIMENSIONS

W D H

IN 3 18.5 9
MM 76 470 229

SEAT DIMENSIONS

W D H

- - -
- - -

BACK DIMENSIONS

W H

- -
- -

RTA 00 courier 1 per carton



List price

MVL5002C 199



Center Arm (Single)

Unit weight: 7 LB | 3.2 KG
Carton weight: 10 LB | 4.54 KG
Carton volume: 1.6 FT³ | 0.04 MT³

For use in between single seat and bench units.

Connecting brackets included.
Dimensions do not include the connecting brackets.

OVERALL DIMENSIONS

W D H

IN 3 18.5 9
MM 76 470 229

SEAT DIMENSIONS

W D H

- - -
- - -



































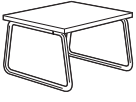













BACK DIMENSIONS

W H

- -
- -

RTA 00 courier 1 per carton



DESCRIPTION	MODEL# / FEATURES																																												
List price																																													
	MVL5003 241																																												
																																													
<p>Cushion Bridge Unit weight: 14 LB 6.4 KG Carton weight: 18 LB 8.16 KG Carton volume: 2.6 FT³ 0.07 MT³</p>	<p>Connects single seat and bench units.</p> <p>Connecting brackets included. Dimensions do not include the connecting brackets.</p>																																												
	<table border="1"> <thead> <tr> <th rowspan="2"></th> <th colspan="3">OVERALL DIMENSIONS</th> <th colspan="3">SEAT DIMENSIONS</th> <th colspan="2">BACK DIMENSIONS</th> </tr> <tr> <th>W</th> <th>D</th> <th>H</th> <th>W</th> <th>D</th> <th>H</th> <th>W</th> <th>H</th> </tr> </thead> <tbody> <tr> <td>IN</td> <td>35</td> <td>22.5</td> <td>3.5</td> <td>-</td> <td>-</td> <td>-</td> <td>-</td> <td>-</td> </tr> <tr> <td>MM</td> <td>889</td> <td>572</td> <td>89</td> <td>-</td> <td>-</td> <td>-</td> <td>-</td> <td>-</td> </tr> <tr> <td></td> <td>RTA 2</td> <td></td> <td>1 per carton</td> <td></td> <td></td> <td></td> <td></td> <td></td> </tr> </tbody> </table>		OVERALL DIMENSIONS			SEAT DIMENSIONS			BACK DIMENSIONS		W	D	H	W	D	H	W	H	IN	35	22.5	3.5	-	-	-	-	-	MM	889	572	89	-	-	-	-	-		RTA 2		1 per carton					
	OVERALL DIMENSIONS			SEAT DIMENSIONS			BACK DIMENSIONS																																						
	W	D	H	W	D	H	W	H																																					
IN	35	22.5	3.5	-	-	-	-	-																																					
MM	889	572	89	-	-	-	-	-																																					
	RTA 2		1 per carton																																										
List price																																													
	MVL5004 402																																												
																																													
<p>Single Bench Unit weight: 19 LB 8.6 KG Carton weight: 25 LB 11.34 KG Carton volume: 8.5 FT³ 0.24 MT³</p>	<p>Connecting brackets not included.</p>																																												
	<table border="1"> <thead> <tr> <th rowspan="2"></th> <th colspan="3">OVERALL DIMENSIONS</th> <th colspan="3">SEAT DIMENSIONS</th> <th colspan="2">BACK DIMENSIONS</th> </tr> <tr> <th>W</th> <th>D</th> <th>H</th> <th>W</th> <th>D</th> <th>H</th> <th>W</th> <th>H</th> </tr> </thead> <tbody> <tr> <td>IN</td> <td>25</td> <td>23</td> <td>17.5</td> <td>25</td> <td>23</td> <td>17.5</td> <td>-</td> <td>-</td> </tr> <tr> <td>MM</td> <td>635</td> <td>584</td> <td>445</td> <td>635</td> <td>584</td> <td>445</td> <td>-</td> <td>-</td> </tr> <tr> <td></td> <td>RTA 00</td> <td></td> <td>1 per carton</td> <td></td> <td></td> <td></td> <td></td> <td></td> </tr> </tbody> </table>		OVERALL DIMENSIONS			SEAT DIMENSIONS			BACK DIMENSIONS		W	D	H	W	D	H	W	H	IN	25	23	17.5	25	23	17.5	-	-	MM	635	584	445	635	584	445	-	-		RTA 00		1 per carton					
	OVERALL DIMENSIONS			SEAT DIMENSIONS			BACK DIMENSIONS																																						
	W	D	H	W	D	H	W	H																																					
IN	25	23	17.5	25	23	17.5	-	-																																					
MM	635	584	445	635	584	445	-	-																																					
	RTA 00		1 per carton																																										
List price																																													
	MVL5005 227																																												
																																													
<p>Table Bridge - 24" Unit weight: 18 LB 8.2 KG Carton weight: 22 LB 9.98 KG Carton volume: 0.6 FT³ 0.01 MT³</p>	<p>Connecting brackets included.</p>																																												
	<table border="1"> <thead> <tr> <th rowspan="2"></th> <th colspan="3">OVERALL DIMENSIONS</th> <th colspan="3">SEAT DIMENSIONS</th> <th colspan="2">BACK DIMENSIONS</th> </tr> <tr> <th>W</th> <th>D</th> <th>H</th> <th>W</th> <th>D</th> <th>H</th> <th>W</th> <th>H</th> </tr> </thead> <tbody> <tr> <td>IN</td> <td>24</td> <td>21</td> <td>1</td> <td>-</td> <td>-</td> <td>-</td> <td>-</td> <td>-</td> </tr> <tr> <td>MM</td> <td>610</td> <td>533</td> <td>25</td> <td>-</td> <td>-</td> <td>-</td> <td>-</td> <td>-</td> </tr> <tr> <td></td> <td>RTA 8</td> <td></td> <td>1 per carton</td> <td></td> <td></td> <td></td> <td></td> <td></td> </tr> </tbody> </table>		OVERALL DIMENSIONS			SEAT DIMENSIONS			BACK DIMENSIONS		W	D	H	W	D	H	W	H	IN	24	21	1	-	-	-	-	-	MM	610	533	25	-	-	-	-	-		RTA 8		1 per carton					
	OVERALL DIMENSIONS			SEAT DIMENSIONS			BACK DIMENSIONS																																						
	W	D	H	W	D	H	W	H																																					
IN	24	21	1	-	-	-	-	-																																					
MM	610	533	25	-	-	-	-	-																																					
	RTA 8		1 per carton																																										
List price																																													
	MVL5006 199																																												
																																													
<p>Table Bridge - 14" Unit weight: 14 LB 6.4 KG Carton weight: 18 LB 8.16 KG Carton volume: 0.4 FT³ 0.01 MT³</p>	<p>Connecting brackets included.</p>																																												
	<table border="1"> <thead> <tr> <th rowspan="2"></th> <th colspan="3">OVERALL DIMENSIONS</th> <th colspan="3">SEAT DIMENSIONS</th> <th colspan="2">BACK DIMENSIONS</th> </tr> <tr> <th>W</th> <th>D</th> <th>H</th> <th>W</th> <th>D</th> <th>H</th> <th>W</th> <th>H</th> </tr> </thead> <tbody> <tr> <td>IN</td> <td>14</td> <td>21</td> <td>1</td> <td>-</td> <td>-</td> <td>-</td> <td>-</td> <td>-</td> </tr> <tr> <td>MM</td> <td>356</td> <td>533</td> <td>25</td> <td>-</td> <td>-</td> <td>-</td> <td>-</td> <td>-</td> </tr> <tr> <td></td> <td>RTA 8</td> <td></td> <td>1 per carton</td> <td></td> <td></td> <td></td> <td></td> <td></td> </tr> </tbody> </table>		OVERALL DIMENSIONS			SEAT DIMENSIONS			BACK DIMENSIONS		W	D	H	W	D	H	W	H	IN	14	21	1	-	-	-	-	-	MM	356	533	25	-	-	-	-	-		RTA 8		1 per carton					
	OVERALL DIMENSIONS			SEAT DIMENSIONS			BACK DIMENSIONS																																						
	W	D	H	W	D	H	W	H																																					
IN	14	21	1	-	-	-	-	-																																					
MM	356	533	25	-	-	-	-	-																																					
	RTA 8		1 per carton																																										
List price																																													
	MVL5007 333																																												
																																													
<p>Single Table - 24" Unit weight: 19 LB 8.6 KG Carton weight: 26 LB 11.79 KG Carton volume: 8.5 FT³ 0.24 MT³</p>	<p>Connecting brackets not included.</p>																																												
	<table border="1"> <thead> <tr> <th rowspan="2"></th> <th colspan="3">OVERALL DIMENSIONS</th> <th colspan="3">SEAT DIMENSIONS</th> <th colspan="2">BACK DIMENSIONS</th> </tr> <tr> <th>W</th> <th>D</th> <th>H</th> <th>W</th> <th>D</th> <th>H</th> <th>W</th> <th>H</th> </tr> </thead> <tbody> <tr> <td>IN</td> <td>24</td> <td>21</td> <td>15</td> <td>-</td> <td>-</td> <td>-</td> <td>-</td> <td>-</td> </tr> <tr> <td>MM</td> <td>610</td> <td>533</td> <td>381</td> <td>-</td> <td>-</td> <td>-</td> <td>-</td> <td>-</td> </tr> <tr> <td></td> <td>RTA 00</td> <td></td> <td>1 per carton</td> <td></td> <td></td> <td></td> <td></td> <td></td> </tr> </tbody> </table>		OVERALL DIMENSIONS			SEAT DIMENSIONS			BACK DIMENSIONS		W	D	H	W	D	H	W	H	IN	24	21	15	-	-	-	-	-	MM	610	533	381	-	-	-	-	-		RTA 00		1 per carton					
	OVERALL DIMENSIONS			SEAT DIMENSIONS			BACK DIMENSIONS																																						
	W	D	H	W	D	H	W	H																																					
IN	24	21	15	-	-	-	-	-																																					
MM	610	533	381	-	-	-	-	-																																					
	RTA 00		1 per carton																																										
List price																																													
	MVL5008 373																																												
																																													
<p>Corner Table - Square Unit weight: 20 LB 9.1 KG Carton weight: 24 LB 10.89 KG Carton volume: 1.7 FT³ 0.04 MT³</p>	<p>Monopost and connecting brackets included. Dimensions do not include the connecting brackets.</p>																																												
	<table border="1"> <thead> <tr> <th rowspan="2"></th> <th colspan="3">OVERALL DIMENSIONS</th> <th colspan="3">SEAT DIMENSIONS</th> <th colspan="2">BACK DIMENSIONS</th> </tr> <tr> <th>W</th> <th>D</th> <th>H</th> <th>W</th> <th>D</th> <th>H</th> <th>W</th> <th>H</th> </tr> </thead> <tbody> <tr> <td>IN</td> <td>23.5</td> <td>23.5</td> <td>14.5</td> <td>-</td> <td>-</td> <td>-</td> <td>-</td> <td>-</td> </tr> <tr> <td>MM</td> <td>597</td> <td>597</td> <td>368</td> <td>-</td> <td>-</td> <td>-</td> <td>-</td> <td>-</td> </tr> <tr> <td></td> <td>RTA 8</td> <td></td> <td>1 per carton</td> <td></td> <td></td> <td></td> <td></td> <td></td> </tr> </tbody> </table>		OVERALL DIMENSIONS			SEAT DIMENSIONS			BACK DIMENSIONS		W	D	H	W	D	H	W	H	IN	23.5	23.5	14.5	-	-	-	-	-	MM	597	597	368	-	-	-	-	-		RTA 8		1 per carton					
	OVERALL DIMENSIONS			SEAT DIMENSIONS			BACK DIMENSIONS																																						
	W	D	H	W	D	H	W	H																																					
IN	23.5	23.5	14.5	-	-	-	-	-																																					
MM	597	597	368	-	-	-	-	-																																					
	RTA 8		1 per carton																																										

DESCRIPTION MODEL# / FEATURES

List price

MVL5009 373



Corner Table - Quarter Round
 Unit weight: 18 LB | 8.2 KG
 Carton weight: 22 LB | 9.98 KG
 Carton volume: 1.7 FT³ | 0.04 MT³

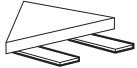
Monopost and connecting brackets included.
 Dimensions do not include the connecting brackets.

	OVERALL DIMENSIONS			SEAT DIMENSIONS			BACK DIMENSIONS	
	W	D	H	W	D	H	W	H
IN	23.5	23.5	14.5	-	-	-	-	-
MM	597	597	368	-	-	-	-	-

RTA 8 1 per carton CANADA GREENGUARD

List price

MVL5011 47



Connecting Brackets (pair)
 Unit weight: 1.5 LB | 0.7 KG
 Carton weight: 3.5 LB | 1.59 KG
 Carton volume: 0.1 FT³ | 0.003 MT³

Joins single seat and bench units.

	OVERALL DIMENSIONS			SEAT DIMENSIONS			BACK DIMENSIONS	
	W	D	H	W	D	H	W	H
IN	2.25	10	0.12	-	-	-	-	-
MM	57	254	3	-	-	-	-	-

RTA 00 courier 1 per carton CANADA GREENGUARD

LUMI



model OTG11357

STANDARD FEATURES

- High transparency mesh back synchro-tilter chair.
- Features a contoured back frame and a thick seat cushion.
- Standard with height adjustable T-arms with sliding (depth) and rotating armcaps.
- Mesh back is available in Grey only.
- Dual wheel carpet casters (C1) are standard.
- Seating surfaces can be upholstered in all Global grade 1 seating textiles or in Luxhide bonded leather (see page 149).
- Compliant with the emissions guidelines set by the GREENGUARD Environmental Institute.
- Limited Lifetime Warranty (5-year exceptions apply - see page 153).
- Weight capacity for this series is 300 lbs.

CHAIR ADJUSTMENTS

- Synchro tilt with multi position tilt lock.
- Tilt tension adjustment.
- Pneumatic seat height adjustment.

OPTIONAL FEATURES

- Hard surface flooring casters (C9R) can be purchased separately. Add \$96/set.

DESCRIPTION MODEL# / FEATURES

List price

OTG11357 620



Synchro-Tilter, Mesh Back and Uph Seat
 Unit weight: 32.5 LB | 14.8 KG
 Carton weight: 37 LB | 16.78 KG
 Carton volume: 4.6 FT³ | 0.13 MT³

Ergonomic features:
 A, B, C, H, L, M, N, R

	OVERALL DIMENSIONS			SEAT DIMENSIONS			BACK DIMENSIONS	
	W	D	H	W	D	H	W	H
IN	25.75	24	38.75	19	18	17.75-21.75	18.5	19.5
MM	654	610	984	483	457	451-552	470	495

RTA 8 1 per carton CANADA GREENGUARD

M-TASK



model MVL2911



model MVL2914

STANDARD FEATURES

- Full function ergonomic seating. Canadian made.
- Slim profile with highly contoured back and waterfall seat front.
- Available with two different mechanism options: synchro-tilter and multi-tilter.
- Standard with height and width adjustable T-arms with durable self-skinned urethane (SSU) armcaps.
- Dual wheel carpet casters (C1) are standard.
- MVL2912 and MVL2914 feature a height and angle adjustable headrest.
- Seating surfaces can be upholstered in Luxhide bonded leather (various colors) or in all Global grade 1 seating textiles (see page 149).
- Compliant with the emissions guidelines set by the GREENGUARD Environmental Institute.
- Limited Lifetime Warranty (5-year exceptions apply - see page 153).
- Weight capacity for this series is 300 lbs.

CHAIR ADJUSTMENTS













- **Synchro-tilter chairs**
 - Synchro tilt with multi-position tilt lock.
 - Tilt tension adjustment.
 - Ratchet back height adjustment.
 - Pneumatic seat height adjustment.
- **Multi-tilter chairs**
 - Center tilt with infinite position tilt lock.
 - Tilt tension adjustment.
 - Independent back and seat angle adjustment.
 - Forward seat angle adjustment.
 - Ratchet back height adjustment.
 - Sliding seat depth adjustment.
 - Pneumatic seat height adjustment.


OPTIONAL FEATURES


- For hard surface flooring casters, please specify **(C9R)**. Add \$21/set.

ALTERNATE TEXTILE OPTIONS


- Graded-in textiles are available. No minimum quantities. Contact Customer Service for pricing.
- Bantam is a durable, bleach cleanable (9:1) vinyl, but due to the stiff nature of the textile, this vinyl is prone to bunching and will not upholster as smoothly as other coverings in this series.

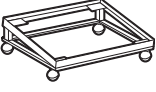
DESCRIPTION	MODEL# / FEATURES																																
 <p>High Back Synchro-Tilter Unit weight: 44 LB 20 KG Carton weight: 56 LB 25.4 KG Carton volume: 10.5 FT³ 0.29 MT³</p>	<p>List price</p> <p>MVL2911 725 Luxhide bonded leather or fabric (previously MVL2911F)</p> <table border="1"> <thead> <tr> <th colspan="3">OVERALL DIMENSIONS</th> <th colspan="3">SEAT DIMENSIONS</th> <th colspan="2">BACK DIMENSIONS</th> </tr> <tr> <th>W</th> <th>D</th> <th>H</th> <th>W</th> <th>D</th> <th>H</th> <th>W</th> <th>H</th> </tr> </thead> <tbody> <tr> <td>IN 25</td> <td>23</td> <td>40.5</td> <td>20.5</td> <td>17.5</td> <td>16.5-21.5</td> <td>19</td> <td>22</td> </tr> <tr> <td>MM 635</td> <td>584</td> <td>1029</td> <td>521</td> <td>445</td> <td>419-546</td> <td>483</td> <td>559</td> </tr> </tbody> </table> <p>Ergonomic features: A, B, C, D, H, L, M, N, Q</p> <p>RTA 2  1 per carton  </p>	OVERALL DIMENSIONS			SEAT DIMENSIONS			BACK DIMENSIONS		W	D	H	W	D	H	W	H	IN 25	23	40.5	20.5	17.5	16.5-21.5	19	22	MM 635	584	1029	521	445	419-546	483	559
	OVERALL DIMENSIONS			SEAT DIMENSIONS			BACK DIMENSIONS																										
W	D	H	W	D	H	W	H																										
IN 25	23	40.5	20.5	17.5	16.5-21.5	19	22																										
MM 635	584	1029	521	445	419-546	483	559																										
 <p>Executive Back Synchro-Tilter w/Adj. Headrest Unit weight: 49 LB 22.3 KG Carton weight: 62 LB 28.12 KG Carton volume: 11 FT³ 0.31 MT³</p>	<p>List price</p> <p>MVL2912 828 Luxhide bonded leather or fabric (previously MVL2912F)</p> <table border="1"> <thead> <tr> <th colspan="3">OVERALL DIMENSIONS</th> <th colspan="3">SEAT DIMENSIONS</th> <th colspan="2">BACK DIMENSIONS</th> </tr> <tr> <th>W</th> <th>D</th> <th>H</th> <th>W</th> <th>D</th> <th>H</th> <th>W</th> <th>H</th> </tr> </thead> <tbody> <tr> <td>IN 25</td> <td>23</td> <td>48</td> <td>20.5</td> <td>17.5</td> <td>16.5-21.5</td> <td>19</td> <td>29</td> </tr> <tr> <td>MM 635</td> <td>584</td> <td>1219</td> <td>521</td> <td>445</td> <td>419-546</td> <td>483</td> <td>737</td> </tr> </tbody> </table> <p>Ergonomic features: A, B, C, D, H, L, M, N, Q</p> <p>RTA 2  1 per carton  </p>	OVERALL DIMENSIONS			SEAT DIMENSIONS			BACK DIMENSIONS		W	D	H	W	D	H	W	H	IN 25	23	48	20.5	17.5	16.5-21.5	19	29	MM 635	584	1219	521	445	419-546	483	737
	OVERALL DIMENSIONS			SEAT DIMENSIONS			BACK DIMENSIONS																										
W	D	H	W	D	H	W	H																										
IN 25	23	48	20.5	17.5	16.5-21.5	19	29																										
MM 635	584	1219	521	445	419-546	483	737																										
 <p>High Back Multi-Tilter Unit weight: 50 LB 22.7 KG Carton weight: 62 LB 28.12 KG Carton volume: 10.5 FT³ 0.29 MT³</p>	<p>List price</p> <p>MVL2913 753 Luxhide bonded leather or fabric (previously MVL2913F)</p> <table border="1"> <thead> <tr> <th colspan="3">OVERALL DIMENSIONS</th> <th colspan="3">SEAT DIMENSIONS</th> <th colspan="2">BACK DIMENSIONS</th> </tr> <tr> <th>W</th> <th>D</th> <th>H</th> <th>W</th> <th>D</th> <th>H</th> <th>W</th> <th>H</th> </tr> </thead> <tbody> <tr> <td>IN 25</td> <td>24</td> <td>41</td> <td>20.5</td> <td>18</td> <td>17-22</td> <td>19</td> <td>22</td> </tr> <tr> <td>MM 635</td> <td>610</td> <td>1041</td> <td>521</td> <td>457</td> <td>432-559</td> <td>483</td> <td>559</td> </tr> </tbody> </table> <p>Ergonomic features: A, B, C, D, E, F, G, H, M, N, Q, S</p> <p>RTA 2  1 per carton  </p>	OVERALL DIMENSIONS			SEAT DIMENSIONS			BACK DIMENSIONS		W	D	H	W	D	H	W	H	IN 25	24	41	20.5	18	17-22	19	22	MM 635	610	1041	521	457	432-559	483	559
	OVERALL DIMENSIONS			SEAT DIMENSIONS			BACK DIMENSIONS																										
W	D	H	W	D	H	W	H																										
IN 25	24	41	20.5	18	17-22	19	22																										
MM 635	610	1041	521	457	432-559	483	559																										

DESCRIPTION	MODEL# / FEATURES																																			
 <p>Executive Back Multi-Tilter w/Adj. Headrest Unit weight: 51 LB 23.2 KG Carton weight: 63 LB 28.58 KG Carton volume: 11 FT³ 0.31 MT³</p>	List price																																			
	MVL2914	859																																		
	Luxehide bonded leather or fabric (previously MVL2914F)																																			
	<table border="1"> <thead> <tr> <th rowspan="2"></th> <th colspan="3">OVERALL DIMENSIONS</th> <th colspan="3">SEAT DIMENSIONS</th> <th colspan="2">BACK DIMENSIONS</th> </tr> <tr> <th>W</th> <th>D</th> <th>H</th> <th>W</th> <th>D</th> <th>H</th> <th>W</th> <th>H</th> </tr> </thead> <tbody> <tr> <td>IN</td> <td>25</td> <td>24</td> <td>48</td> <td>20.5</td> <td>18</td> <td>17-22</td> <td>19</td> <td>29</td> </tr> <tr> <td>MM</td> <td>635</td> <td>610</td> <td>1219</td> <td>521</td> <td>457</td> <td>432-559</td> <td>483</td> <td>737</td> </tr> </tbody> </table>			OVERALL DIMENSIONS			SEAT DIMENSIONS			BACK DIMENSIONS		W	D	H	W	D	H	W	H	IN	25	24	48	20.5	18	17-22	19	29	MM	635	610	1219	521	457	432-559	483
	OVERALL DIMENSIONS			SEAT DIMENSIONS			BACK DIMENSIONS																													
	W	D	H	W	D	H	W	H																												
IN	25	24	48	20.5	18	17-22	19	29																												
MM	635	610	1219	521	457	432-559	483	737																												
Ergonomic features: A, B, C, D, E, F, G, H, M, N, Q, S	RTA 2	courier 1 per carton																																		

DESCRIPTION	MODEL# / FEATURES																																			
 <p>Low Back Stacking Armchair Unit weight: 15 LB 6.8 KG Carton weight: 18 LB 8.16 KG Carton volume: 12.75 FT³ 0.36 MT³</p>	List price																																			
	MVL2747	256																																		
	Stacks 5 high.																																			
	<table border="1"> <thead> <tr> <th rowspan="2"></th> <th colspan="3">OVERALL DIMENSIONS</th> <th colspan="3">SEAT DIMENSIONS</th> <th colspan="2">BACK DIMENSIONS</th> </tr> <tr> <th>W</th> <th>D</th> <th>H</th> <th>W</th> <th>D</th> <th>H</th> <th>W</th> <th>H</th> </tr> </thead> <tbody> <tr> <td>IN</td> <td>23</td> <td>22.5</td> <td>32</td> <td>18</td> <td>17.5</td> <td>18</td> <td>17.5</td> <td>13.5</td> </tr> <tr> <td>MM</td> <td>584</td> <td>572</td> <td>813</td> <td>457</td> <td>445</td> <td>457</td> <td>445</td> <td>343</td> </tr> </tbody> </table>			OVERALL DIMENSIONS			SEAT DIMENSIONS			BACK DIMENSIONS		W	D	H	W	D	H	W	H	IN	23	22.5	32	18	17.5	18	17.5	13.5	MM	584	572	813	457	445	457	445
	OVERALL DIMENSIONS			SEAT DIMENSIONS			BACK DIMENSIONS																													
	W	D	H	W	D	H	W	H																												
IN	23	22.5	32	18	17.5	18	17.5	13.5																												
MM	584	572	813	457	445	457	445	343																												
Ergonomic features: M, N	RTA 00	2 per carton (pricing and specifications are for one chair)																																		

- STANDARD FEATURES**
- Multi-purpose stacking chairs. Canadian made.
 - Fully upholstered seat and back.
 - Four-legged round steel tube frame.
 - Armchair has polypropylene armcaps.
 - Stackable up to 5 high on floor or on optional dolly (MVL2749).
 - Can be upholstered in all Global grade 1 seating textiles with the exception of Luxhide (see page 149).
 - Compliant with the emissions guidelines set by the GREENGUARD Environmental Institute.
 - Shipped fully assembled.
 - Limited Lifetime Warranty (5-year exceptions apply - see page 153).
 - Weight capacity for this series is 300 lbs.
- Bantam is a durable, bleach cleanable (9:1) vinyl, but due to the stiff nature of the textile, this vinyl is prone to bunching and will not upholster as smoothly as other coverings in this series.

DESCRIPTION	MODEL# / FEATURES																																			
 <p>Armless Low Back Stacking Chair Unit weight: 14 LB 6.4 KG Carton weight: 17 LB 7.71 KG Carton volume: 11.25 FT³ 0.31 MT³</p>	List price																																			
	MVL2748	199																																		
	Stacks 5 high.																																			
	<table border="1"> <thead> <tr> <th rowspan="2"></th> <th colspan="3">OVERALL DIMENSIONS</th> <th colspan="3">SEAT DIMENSIONS</th> <th colspan="2">BACK DIMENSIONS</th> </tr> <tr> <th>W</th> <th>D</th> <th>H</th> <th>W</th> <th>D</th> <th>H</th> <th>W</th> <th>H</th> </tr> </thead> <tbody> <tr> <td>IN</td> <td>19.5</td> <td>22.5</td> <td>32</td> <td>18</td> <td>17.5</td> <td>18</td> <td>17.5</td> <td>13.5</td> </tr> <tr> <td>MM</td> <td>495</td> <td>572</td> <td>813</td> <td>457</td> <td>445</td> <td>457</td> <td>445</td> <td>343</td> </tr> </tbody> </table>			OVERALL DIMENSIONS			SEAT DIMENSIONS			BACK DIMENSIONS		W	D	H	W	D	H	W	H	IN	19.5	22.5	32	18	17.5	18	17.5	13.5	MM	495	572	813	457	445	457	445
	OVERALL DIMENSIONS			SEAT DIMENSIONS			BACK DIMENSIONS																													
	W	D	H	W	D	H	W	H																												
IN	19.5	22.5	32	18	17.5	18	17.5	13.5																												
MM	495	572	813	457	445	457	445	343																												
Ergonomic features: M, N	RTA 00	2 per carton (pricing and specifications are for one chair)																																		

DESCRIPTION	MODEL# / FEATURES																																			
 <p>Dolly Unit weight: 13 LB 5.9 KG Carton weight: 16 LB 7.26 KG Carton volume: 3.8 FT³ 0.1 MT³</p>	List price																																			
	MVL2749	279																																		
	Black steel frame on 2" casters.																																			
	<table border="1"> <thead> <tr> <th rowspan="2"></th> <th colspan="3">OVERALL DIMENSIONS</th> <th colspan="3">SEAT DIMENSIONS</th> <th colspan="2">BACK DIMENSIONS</th> </tr> <tr> <th>W</th> <th>D</th> <th>H</th> <th>W</th> <th>D</th> <th>H</th> <th>W</th> <th>H</th> </tr> </thead> <tbody> <tr> <td>IN</td> <td>23.25</td> <td>24.75</td> <td>12.25</td> <td>-</td> <td>-</td> <td>-</td> <td>-</td> <td>-</td> </tr> <tr> <td>MM</td> <td>591</td> <td>629</td> <td>311</td> <td>-</td> <td>-</td> <td>-</td> <td>-</td> <td>-</td> </tr> </tbody> </table>			OVERALL DIMENSIONS			SEAT DIMENSIONS			BACK DIMENSIONS		W	D	H	W	D	H	W	H	IN	23.25	24.75	12.25	-	-	-	-	-	MM	591	629	311	-	-	-	-
	OVERALL DIMENSIONS			SEAT DIMENSIONS			BACK DIMENSIONS																													
	W	D	H	W	D	H	W	H																												
IN	23.25	24.75	12.25	-	-	-	-	-																												
MM	591	629	311	-	-	-	-	-																												
Accommodates MVL2747 and MVL2748 chairs, up to 5 high.	RTA 1	courier 1 per carton																																		

MVL FILE BUDDY



model MVL1105

STANDARD FEATURES

- Swivel stool ideal for filing and any mobile desk.
- Five-legged injection molded base available in Black only
- Dual wheel carpet casters (C65) are standard.
- 13.5" diameter seat upholstered in Black vinyl (70).
- Compliant with the emissions guidelines set by the GREENGUARD Environmental Institute.
- Limited Lifetime Warranty (5-year exceptions apply - see page 153).
- Weight capacity for this series is 300 lbs.





CHAIR ADJUSTMENTS

- Pneumatic seat height adjustment.

OPTIONAL FEATURES

- For hard surface flooring casters, please specify (C65R). Add \$21/set.

DESCRIPTION MODEL# / FEATURES

		List price		
		MVL1105	284	
 <p>Swivel Stool - 5" Pneumatic, 20" Base Unit weight: 11 LB 5 KG Carton weight: 14 LB 6.35 KG Carton volume: 2.5 FT³ 0.07 MT³</p>	Ergonomic feature: C	RTA 1	courier 1 per carton	
		List price		MVL1110
		List price		
		MVL1110	351	
 <p>Swivel Stool - 10" Pneumatic, 22" Base Unit weight: 14 LB 6.4 KG Carton weight: 17 LB 7.71 KG Carton volume: 2.9 FT³ 0.08 MT³</p>	Ergonomic feature: C	RTA 1	courier 1 per carton	
		List price		MVL1110

	OVERALL DIMENSIONS			SEAT DIMENSIONS			BACK DIMENSIONS	
	W	D	H	W	D	H	W	H
IN	13.5	13.5	18.5	13.5	-	16.5-21.5	-	-
MM	343	343	470	343	-	419-546	-	-

	OVERALL DIMENSIONS			SEAT DIMENSIONS			BACK DIMENSIONS	
	W	D	H	W	D	H	W	H
IN	13.5	13.5	27.5	13.5	-	22.5-32.5	-	-
MM	343	343	699	343	-	572-826	-	-

NEMO



model OTG11921J

STANDARD FEATURES

- Breathable striped mesh back.
- Standard with height adjustable T-arms with self-skinned urethane (SSU) armcaps.
- Scuff resistant arched base.
- Dual wheel carpet casters (C1) are standard.
- Only available in Jenny, Ebony (JN02) with coordinating Black mesh back.
- Compliant with the emissions guidelines set by the GREENGUARD Environmental Institute.
- Limited Lifetime Warranty (2-year exceptions apply - see page 153).
- Weight capacity for this series is 300 lbs.

CHAIR ADJUSTMENTS

- Center tilt with upright position tilt lock.
- Tilt tension adjustment.
- Pneumatic seat height adjustment.

OPTIONAL FEATURES

- Hard surface flooring casters (**C9R**) can be purchased separately. Add \$96/set.

DESCRIPTION

MODEL# / FEATURES



Mesh Back Tilter

Unit weight: 33 LB | 15 KG
 Carton weight: 40 LB | 18.14 KG
 Carton volume: 4.25 FT³ | 0.12 MT³

Ergonomic features:
 A, B, C, H, M, N, S

List price

OTG11921J 561

	OVERALL DIMENSIONS			SEAT DIMENSIONS			BACK DIMENSIONS	
	W	D	H	W	D	H	W	H
IN	25	23	39	20	17.5	17-21	19	20
MM	635	584	991	508	445	432-533	483	508



1 per carton



NEWCASTLE



model OTG11782B

STANDARD FEATURES

- A distinguished management and boardroom tilter chair.
- Fixed durable nylon arms with upholstered armcaps.
- Dual wheel carpet casters (C65) are standard.
- Seating surfaces are upholstered in Black Luxhide bonded leather.
- Compliant with the emissions guidelines set by the GREENGUARD Environmental Institute.
- Limited Lifetime Warranty (2-year exceptions apply - see page 153).
- Weight capacity for this series is 300 lbs.

CHAIR ADJUSTMENTS

- Center tilt with upright position tilt lock.
- Tilt tension adjustment.
- Pneumatic seat height adjustment.

OPTIONAL FEATURES

- Hard surface flooring casters (**C65R**) can be purchased separately. Add \$96/set.

DESCRIPTION

MODEL# / FEATURES



High Back Tilter

Unit weight: 34 LB | 15.5 KG
 Carton weight: 40 LB | 18.14 KG
 Carton volume: 5.75 FT³ | 0.16 MT³

Ergonomic features:
 A, B, C, M, N, S

List price

OTG11782B 563

	OVERALL DIMENSIONS			SEAT DIMENSIONS			BACK DIMENSIONS	
	W	D	H	W	D	H	W	H
IN	25	26	46	21	18	18.5-22.5	21	24
MM	635	660	1168	533	457	470-572	533	610



1 per carton



OVERTIME



model MVL2756

STANDARD FEATURES

- Canadian made, full function ergonomic chair designed to promote good posture and provide comfort for long-term sitting.
- High comfort seat made from variable density seat foams and a memory foam top.
- Standard with height and width adjustable T-arms with durable self-skinned urethane (SSU) armcaps.
- Dual wheel carpet casters (C65) are standard.
- Seating surfaces can be upholstered in Luxhide bonded leather, in various colors or in all Global grade 1 seating textiles (see page 149).
- Compliant with the emissions guidelines set by the GREENGUARD Environmental Institute.
- Limited Lifetime Warranty (5-year exceptions apply - see page 153).
- Weight capacity for this series is 300 lbs.

CHAIR ADJUSTMENTS





- Multi-tilter mechanism with infinite position tilt lock.
- Infinite position back and seat angle adjustments, including forward tilt.
- Ratchet back height adjustment.
- Pneumatic seat height adjustment.

OPTIONAL FEATURES

- For hard surface flooring casters, please specify (C65R). Add \$21/set.
- For optional sliding seat depth adjustment, please specify (MD). Add \$32.

ALTERNATE TEXTILE OPTIONS

- Graded-in textiles are available. No minimum quantities. Contact Customer Service for pricing.

DESCRIPTION	MODEL# / FEATURES																																	
 <p>High Back Multi-Tilter Unit weight: 58 LB 26.4 KG Carton weight: 63 LB 28.58 KG Carton volume: 10.5 FT³ 0.29 MT³</p>	<p>List price</p> <p>MVL2756 661 Luxhide bonded leather or fabric (previously MVL2756F)</p>																																	
	<table border="1"> <thead> <tr> <th colspan="3">OVERALL DIMENSIONS</th> <th colspan="3">SEAT DIMENSIONS</th> <th colspan="2">BACK DIMENSIONS</th> </tr> <tr> <th>W</th> <th>D</th> <th>H</th> <th>W</th> <th>D</th> <th>H</th> <th>W</th> <th>H</th> </tr> </thead> <tbody> <tr> <td>IN 26</td> <td>24.5</td> <td>40</td> <td>19.5</td> <td>18</td> <td>17-21</td> <td>19</td> <td>19-21.5</td> </tr> <tr> <td>MM 660</td> <td>622</td> <td>1016</td> <td>495</td> <td>457</td> <td>432-533</td> <td>483</td> <td>483-546</td> </tr> </tbody> </table>	OVERALL DIMENSIONS			SEAT DIMENSIONS			BACK DIMENSIONS		W	D	H	W	D	H	W	H	IN 26	24.5	40	19.5	18	17-21	19	19-21.5	MM 660	622	1016	495	457	432-533	483	483-546	<p>Ergonomic features: A, B, C, D, F, G, H, M, N, Q, S</p> <p>RTA 2  1 per carton  </p>
	OVERALL DIMENSIONS			SEAT DIMENSIONS			BACK DIMENSIONS																											
W	D	H	W	D	H	W	H																											
IN 26	24.5	40	19.5	18	17-21	19	19-21.5																											
MM 660	622	1016	495	457	432-533	483	483-546																											

OVERTIME 350



model MVL13040

STANDARD FEATURES

- Canadian made, specifically intended for users of above average height and/or weight. Not intended for average size users.
- High comfort seat made from variable density seat foams and a memory foam top.
- Standard with height and width adjustable T-arms with sliding, rotating and lockable armcaps.
- Width adjustable arm extensions are standard.
- Dual wheel carpet casters (C65) are standard.
- Seating surfaces can be upholstered in Luxhide bonded leather, in various colors or in all Global grade 1 seating textiles (see page 149).
- Compliant with the emissions guidelines set by the GREENGUARD Environmental Institute.
- Limited Lifetime Warranty (5-year exceptions apply - see page 153).
- Weight capacity for this series is 350 lbs.

CHAIR ADJUSTMENTS





- Multi-tilter mechanism with infinite position tilt lock.
- Infinite position back and seat angle adjustments, including forward tilt.
- Ratchet back height adjustment.
- Pneumatic seat height adjustment.
- Seat depth adjustment.

OPTIONAL FEATURES

- For hard surface flooring casters, please specify (C65R). Add \$21/set.

ALTERNATE TEXTILE OPTIONS

- Graded-in textiles are available. No minimum quantities. Contact Customer Service for pricing.

DESCRIPTION	MODEL# / FEATURES																																	
 <p>High Back Heavy Duty Multi-Tilter Unit weight: 62 LB 28.2 KG Carton weight: 68 LB 30.84 KG Carton volume: 15.5 FT³ 0.43 MT³</p>	<p>List price</p> <p>MVL13040 1023 Luxhide bonded leather or fabric (previously MVL13040F)</p>																																	
	<table border="1"> <thead> <tr> <th colspan="3">OVERALL DIMENSIONS</th> <th colspan="3">SEAT DIMENSIONS</th> <th colspan="2">BACK DIMENSIONS</th> </tr> <tr> <th>W</th> <th>D</th> <th>H</th> <th>W</th> <th>D</th> <th>H</th> <th>W</th> <th>H</th> </tr> </thead> <tbody> <tr> <td>IN 26</td> <td>26</td> <td>42</td> <td>21</td> <td>18-21</td> <td>19-23</td> <td>20.5</td> <td>19.5-23</td> </tr> <tr> <td>MM 660</td> <td>660</td> <td>1067</td> <td>533</td> <td>457-533</td> <td>483-584</td> <td>521</td> <td>495-584</td> </tr> </tbody> </table>	OVERALL DIMENSIONS			SEAT DIMENSIONS			BACK DIMENSIONS		W	D	H	W	D	H	W	H	IN 26	26	42	21	18-21	19-23	20.5	19.5-23	MM 660	660	1067	533	457-533	483-584	521	495-584	<p>Ergonomic features: A, B, C, D, E, F, G, H, M, N, Q, R, S</p> <p>RTA 2  1 per carton  </p>
	OVERALL DIMENSIONS			SEAT DIMENSIONS			BACK DIMENSIONS																											
W	D	H	W	D	H	W	H																											
IN 26	26	42	21	18-21	19-23	20.5	19.5-23																											
MM 660	660	1067	533	457-533	483-584	521	495-584																											

OVERTIME 350M



model MVL13090

STANDARD FEATURES

- Canadian made, specifically intended for users of above average height and/or weight. Not intended for average size users.
- High comfort seat made from Ultracell high density, highly resilient foam.
- Breathable mesh back.
- Standard with height and width adjustable T-arms with sliding, rotating and lockable armcaps.
- Dual wheel carpet casters (C65) are standard.
- Seating surfaces can be upholstered in Luxhide bonded leather, in various colors or in all Global grade 1 seating textiles (see page 149).
- Mesh back available in Charcoal only.
- Compliant with the emissions guidelines set by the GREENGUARD Environmental Institute.
- Limited Lifetime Warranty (5-year exceptions apply - see page 153).
- Weight capacity for this series is 350 lbs.

CHAIR ADJUSTMENTS




- Multi-tilter mechanism with infinite position tilt lock.
- Infinite position back and seat angle adjustments, including forward tilt.
- Adjustable lumbar support.
- Pneumatic seat height adjustment.
- Seat depth adjustment.

OPTIONAL FEATURES

- For hard surface flooring casters, please specify (C65R). Add \$21/set.

ALTERNATE TEXTILE OPTIONS

- Graded-in textiles are available (seat only). No minimum quantities. Contact Customer Service for pricing.

DESCRIPTION		MODEL# / FEATURES																																				
 <p>Mesh High Back Heavy Duty Multi-Tilter Unit weight: 54 LB 24.5 KG Carton weight: 66 LB 29.94 KG Carton volume: 11.75 FT³ 0.33 MT³</p>		List price																																				
	MVL13090	956																																				
	Luxhide bonded leather or fabric																																					
		<table border="1"> <thead> <tr> <th colspan="3">OVERALL DIMENSIONS</th> <th colspan="3">SEAT DIMENSIONS</th> <th colspan="2">BACK DIMENSIONS</th> </tr> <tr> <th></th> <th>W</th> <th>D</th> <th>H</th> <th>W</th> <th>D</th> <th>H</th> <th>W</th> <th>H</th> </tr> </thead> <tbody> <tr> <td>IN</td> <td>26.5</td> <td>23.5</td> <td>43.5</td> <td>21</td> <td>17-20</td> <td>18-22</td> <td>20</td> <td>23.5</td> </tr> <tr> <td>MM</td> <td>673</td> <td>597</td> <td>1105</td> <td>533</td> <td>432-508</td> <td>457-559</td> <td>508</td> <td>597</td> </tr> </tbody> </table>	OVERALL DIMENSIONS			SEAT DIMENSIONS			BACK DIMENSIONS			W	D	H	W	D	H	W	H	IN	26.5	23.5	43.5	21	17-20	18-22	20	23.5	MM	673	597	1105	533	432-508	457-559	508	597	
OVERALL DIMENSIONS			SEAT DIMENSIONS			BACK DIMENSIONS																																
	W	D	H	W	D	H	W	H																														
IN	26.5	23.5	43.5	21	17-20	18-22	20	23.5																														
MM	673	597	1105	533	432-508	457-559	508	597																														
	Ergonomic features: A, B, C, D, E, F, G, H, M, N, Q, R, S	<div style="display: flex; align-items: center; gap: 10px;"> <div style="border: 1px solid black; padding: 2px;">RTA 2</div> <div>1 per carton</div> <div style="font-size: 0.8em;">   </div> </div>																																				

OVERTIME 350S



model MVL13048

STANDARD FEATURES

- Canadian made, specifically intended for users of above average height and/or weight. Not intended for average size users.
- High comfort seat made from Ultracell high density, highly resilient foam.
- Back features side cut-outs to allow space for holsters or utility belt items.
- Standard with height and width adjustable T-arms with sliding, rotating and lockable armcaps.
- Dual wheel carpet casters (C10) are standard.
- Seating surfaces can be upholstered in Luxhide bonded leather, in various colors or in all Global grade 1 seating textiles (see page 149).
- Compliant with the emissions guidelines set by the GREENGUARD Environmental Institute.
- Limited Lifetime Warranty (5-year exceptions apply - see page 153).
- Weight capacity for this series is 350 lbs.

CHAIR ADJUSTMENTS







- Infinite position back and seat angle adjustments, including forward tilt.
- Ratchet back height adjustment.
- Pneumatic seat height adjustment.
- Seat depth adjustment.

OPTIONAL FEATURES

- For hard surface flooring casters, please specify (C10R). Add \$20/set.

ALTERNATE TEXTILE OPTIONS

- Graded-in textiles are available. No minimum quantities. Contact Customer Service for pricing.

DESCRIPTION		MODEL# / FEATURES																																	
 <p>Heavy Duty Security Multi-Tilter Unit weight: 56 LB 25.5 KG Carton weight: 63 LB 28.58 KG Carton volume: 13 FT³ 0.36 MT³</p>	<p>MVL13048 Luxhide bonded leather or fabric</p>	List price	956																																
		<p>Ergonomic features: A, C, D, E, G, H, M, N, Q, R</p>	<p>RTA 2 1 per carton</p> <p> </p>																																
		<table border="1"> <thead> <tr> <th colspan="3">OVERALL DIMENSIONS</th> <th colspan="3">SEAT DIMENSIONS</th> <th colspan="2">BACK DIMENSIONS</th> </tr> <tr> <th>W</th> <th>D</th> <th>H</th> <th>W</th> <th>D</th> <th>H</th> <th>W</th> <th>H</th> </tr> </thead> <tbody> <tr> <td>IN 27.5</td> <td>25</td> <td>41</td> <td>22</td> <td>18.5-21.5</td> <td>18.5-22.5</td> <td>21</td> <td>19.5-22</td> </tr> <tr> <td>MM 699</td> <td>635</td> <td>1041</td> <td>559</td> <td>470-546</td> <td>470-572</td> <td>533</td> <td>495-559</td> </tr> </tbody> </table>	OVERALL DIMENSIONS			SEAT DIMENSIONS			BACK DIMENSIONS		W	D	H	W	D	H	W	H	IN 27.5	25	41	22	18.5-21.5	18.5-22.5	21	19.5-22	MM 699	635	1041	559	470-546	470-572	533	495-559	
OVERALL DIMENSIONS			SEAT DIMENSIONS			BACK DIMENSIONS																													
W	D	H	W	D	H	W	H																												
IN 27.5	25	41	22	18.5-21.5	18.5-22.5	21	19.5-22																												
MM 699	635	1041	559	470-546	470-572	533	495-559																												
 <p>Armless Heavy Duty Security Multi-Tilter Unit weight: 48 LB 21.8 KG Carton weight: 55 LB 24.95 KG Carton volume: 13 FT³ 0.36 MT³</p>	<p>MVL13049 Luxhide bonded leather or fabric</p>	List price	840																																
		<p>Ergonomic features: A, C, D, E, G, M, N</p>	<p>RTA 2 1 per carton</p> <p> </p>																																
		<table border="1"> <thead> <tr> <th colspan="3">OVERALL DIMENSIONS</th> <th colspan="3">SEAT DIMENSIONS</th> <th colspan="2">BACK DIMENSIONS</th> </tr> <tr> <th>W</th> <th>D</th> <th>H</th> <th>W</th> <th>D</th> <th>H</th> <th>W</th> <th>H</th> </tr> </thead> <tbody> <tr> <td>IN 22</td> <td>25</td> <td>41</td> <td>22</td> <td>18.5-21.5</td> <td>18.5-22.5</td> <td>21</td> <td>19.5-22</td> </tr> <tr> <td>MM 559</td> <td>635</td> <td>1041</td> <td>559</td> <td>470-546</td> <td>470-572</td> <td>533</td> <td>495-559</td> </tr> </tbody> </table>	OVERALL DIMENSIONS			SEAT DIMENSIONS			BACK DIMENSIONS		W	D	H	W	D	H	W	H	IN 22	25	41	22	18.5-21.5	18.5-22.5	21	19.5-22	MM 559	635	1041	559	470-546	470-572	533	495-559	
OVERALL DIMENSIONS			SEAT DIMENSIONS			BACK DIMENSIONS																													
W	D	H	W	D	H	W	H																												
IN 22	25	41	22	18.5-21.5	18.5-22.5	21	19.5-22																												
MM 559	635	1041	559	470-546	470-572	533	495-559																												

PACER



model OTG11685

STANDARD FEATURES

- Mesh back synchro-tilter chair.
- Unique back shroud and base design detailed with Tungsten accents.
- Standard with height adjustable T-arms with polyurethane armcaps.
- Dual wheel carpet casters (C65) are standard.
- Mesh back is available in Black only.
- Seating surfaces can be upholstered in all Global grade 1 seating textiles with the exception of Luxhide (see page 149).
- Compliant with the emissions guidelines set by the GREENGUARD Environmental Institute.
- Limited Lifetime Warranty (5-year exceptions apply - see page 153).
- Weight capacity for this series is 300 lbs.

CHAIR ADJUSTMENTS

- Synchro tilt with infinite position tilt lock.
- Tilt tension adjustment.
- Pneumatic seat height adjustment.

OPTIONAL FEATURES

- Hard surface flooring casters (**C65R**) can be purchased separately. Add \$96/set.
- Bantam is a durable, bleach cleanable (9:1) vinyl, but due to the stiff nature of the textile, this vinyl is prone to bunching and will not upholster as smoothly as other coverings in this series.

DESCRIPTION

MODEL# / FEATURES



High Back Synchro-Tilter, Mesh Back and Uph Seat
 Unit weight: 42 LB | 19.1 KG
 Carton weight: 47 LB | 21.32 KG
 Carton volume: 4.75 FT³ | 0.13 MT³

OTG11685	List price								
	786								
	OVERALL DIMENSIONS			SEAT DIMENSIONS			BACK DIMENSIONS		
	W	D	H	W	D	H	W	H	
	IN 25.5	24.5	41	20	19	16-20	19	22.5	
	MM 648	622	1041	508	483	406-508	483	572	

Ergonomic features: A, B, C, H, L, M, N 1 per carton



Medium Back Synchro-Tilter, Mesh Back and Uph Seat
 Unit weight: 40 LB | 18.2 KG
 Carton weight: 44 LB | 19.96 KG
 Carton volume: 4 FT³ | 0.11 MT³

OTG11686	List price								
	679								
	OVERALL DIMENSIONS			SEAT DIMENSIONS			BACK DIMENSIONS		
	W	D	H	W	D	H	W	H	
	IN 25.5	24.5	36.5	20	19	16-20	19	18	
	MM 648	622	927	508	483	406-508	483	457	

Ergonomic features: A, B, C, H, L, M, N 1 per carton

PACIFIC



model MVL11870

STANDARD FEATURES

- High back management chair. Canadian made.
- Plush cushions and upholstered padded armcaps.
- Dual wheel carpet casters (C65) are standard.
- Seating surfaces are upholstered in Luxhide bonded leather, in various colors (see page 149).
- Compliant with the emissions guidelines set by the GREENGUARD Environmental Institute.
- Limited Lifetime Warranty (5-year exceptions apply - see page 153).
- Weight capacity for this series is 300 lbs.

CHAIR ADJUSTMENTS

- Center tilt with upright position tilt lock.
- Tilt tension adjustment.
- Pneumatic seat height adjustment.

OPTIONAL FEATURES

- For hard surface flooring casters, please specify (**C65R**). Add \$21/set.

DESCRIPTION

MODEL# / FEATURES



High Back Tilter
 Unit weight: 41 LB | 18.6 KG
 Carton weight: 47 LB | 21.32 KG
 Carton volume: 9.5 FT³ | 0.26 MT³

MVL11870	List price								
	612								
	OVERALL DIMENSIONS			SEAT DIMENSIONS			BACK DIMENSIONS		
	W	D	H	W	D	H	W	H	
	IN 25.5	28.5	44.5	21.5	18.5	16.5-21.5	21.5	25.5	
	MM 648	724	1130	546	470	419-546	546	648	

Ergonomic features: A, B, C, M, N, S 1 per carton

PART-TIME



model MVL2836



model MVL2847

STANDARD FEATURES

















- Canadian made, value priced, general office seating.
- Available with two different mechanism options: task or posture task.
- Contoured cushions and waterfall seat edge.
- Standard with height adjustable T-arms with self-skinned urethane (SSU) armcaps (except armless models).
- Dual wheel carpet casters (C65) are standard.
- Can be upholstered in all Global grade 1 seating textiles with the exception of Luxhide (see page 149).
- Compliant with the emissions guidelines set by the GREENGUARD Environmental Institute.
- Limited Lifetime Warranty (5-year exceptions apply - see page 153).
- Weight capacity for this series is 300 lbs.

CHAIR ADJUSTMENTS

- **Task chairs**
 - Infinite position back angle adjustment.
 - Seat depth adjustment.
 - Pneumatic seat height adjustment.
- **Posture task chairs**
 - Infinite position back angle adjustment.
 - Manual back height adjustment.
 - Pneumatic seat height adjustment.

OPTIONAL FEATURES

- For hard surface flooring casters, please specify (**C65R**). Add \$21/set.
- Bantam is a durable, bleach cleanable (9:1) vinyl, but due to the stiff nature of the textile, this vinyl is prone to bunching and will not upholster as smoothly as other coverings in this series.

DESCRIPTION	MODEL# / FEATURES																																			
 <p>Armless Task Unit weight: 27 LB 12.3 KG Carton weight: 33 LB 14.97 KG Carton volume: 6.5 FT³ 0.18 MT³</p>	<p>List price</p> <p>MVL2836 315 Fabric (previously MVL2836F)</p>																																			
	<table border="1"> <thead> <tr> <th rowspan="2"></th> <th colspan="3">OVERALL DIMENSIONS</th> <th colspan="3">SEAT DIMENSIONS</th> <th colspan="2">BACK DIMENSIONS</th> </tr> <tr> <th>W</th> <th>D</th> <th>H</th> <th>W</th> <th>D</th> <th>H</th> <th>W</th> <th>H</th> </tr> </thead> <tbody> <tr> <td>IN</td> <td>20.5</td> <td>24.5</td> <td>36.5</td> <td>20.5</td> <td>17-18</td> <td>16.5-21.5</td> <td>19</td> <td>20</td> </tr> <tr> <td>MM</td> <td>521</td> <td>622</td> <td>927</td> <td>521</td> <td>432-457</td> <td>419-546</td> <td>483</td> <td>508</td> </tr> </tbody> </table>		OVERALL DIMENSIONS			SEAT DIMENSIONS			BACK DIMENSIONS		W	D	H	W	D	H	W	H	IN	20.5	24.5	36.5	20.5	17-18	16.5-21.5	19	20	MM	521	622	927	521	432-457	419-546	483	508
			OVERALL DIMENSIONS			SEAT DIMENSIONS			BACK DIMENSIONS																											
		W	D	H	W	D	H	W	H																											
IN	20.5	24.5	36.5	20.5	17-18	16.5-21.5	19	20																												
MM	521	622	927	521	432-457	419-546	483	508																												
<p>Ergonomic features: C, E, M, N</p> <p>RTA 2  1 per carton  </p>																																				
	<p>List price</p> <p>MVL2837 369 Fabric (previously MVL2837F)</p>																																			
 <p>Armless Posture Task Unit weight: 31 LB 14.1 KG Carton weight: 37 LB 16.78 KG Carton volume: 6.5 FT³ 0.18 MT³</p>	<table border="1"> <thead> <tr> <th rowspan="2"></th> <th colspan="3">OVERALL DIMENSIONS</th> <th colspan="3">SEAT DIMENSIONS</th> <th colspan="2">BACK DIMENSIONS</th> </tr> <tr> <th>W</th> <th>D</th> <th>H</th> <th>W</th> <th>D</th> <th>H</th> <th>W</th> <th>H</th> </tr> </thead> <tbody> <tr> <td>IN</td> <td>20.5</td> <td>24</td> <td>37.5</td> <td>20.5</td> <td>17.5</td> <td>16.5-21.5</td> <td>19</td> <td>16-20</td> </tr> <tr> <td>MM</td> <td>521</td> <td>610</td> <td>953</td> <td>521</td> <td>445</td> <td>419-546</td> <td>483</td> <td>406-508</td> </tr> </tbody> </table>		OVERALL DIMENSIONS			SEAT DIMENSIONS			BACK DIMENSIONS		W	D	H	W	D	H	W	H	IN	20.5	24	37.5	20.5	17.5	16.5-21.5	19	16-20	MM	521	610	953	521	445	419-546	483	406-508
			OVERALL DIMENSIONS			SEAT DIMENSIONS			BACK DIMENSIONS																											
		W	D	H	W	D	H	W	H																											
	IN	20.5	24	37.5	20.5	17.5	16.5-21.5	19	16-20																											
MM	521	610	953	521	445	419-546	483	406-508																												
<p>Ergonomic features: C, D, G, M, N</p> <p>RTA 2  1 per carton  </p>																																				
	<p>List price</p> <p>MVL2846 398 Fabric (previously MVL2846F)</p>																																			
 <p>Task w/Arms Unit weight: 33 LB 15 KG Carton weight: 39 LB 17.69 KG Carton volume: 7 FT³ 0.19 MT³</p>	<table border="1"> <thead> <tr> <th rowspan="2"></th> <th colspan="3">OVERALL DIMENSIONS</th> <th colspan="3">SEAT DIMENSIONS</th> <th colspan="2">BACK DIMENSIONS</th> </tr> <tr> <th>W</th> <th>D</th> <th>H</th> <th>W</th> <th>D</th> <th>H</th> <th>W</th> <th>H</th> </tr> </thead> <tbody> <tr> <td>IN</td> <td>26.5</td> <td>24.5</td> <td>36.5</td> <td>20.5</td> <td>17-18</td> <td>16.5-21.5</td> <td>19</td> <td>20</td> </tr> <tr> <td>MM</td> <td>673</td> <td>622</td> <td>927</td> <td>521</td> <td>432-457</td> <td>419-546</td> <td>483</td> <td>508</td> </tr> </tbody> </table>		OVERALL DIMENSIONS			SEAT DIMENSIONS			BACK DIMENSIONS		W	D	H	W	D	H	W	H	IN	26.5	24.5	36.5	20.5	17-18	16.5-21.5	19	20	MM	673	622	927	521	432-457	419-546	483	508
			OVERALL DIMENSIONS			SEAT DIMENSIONS			BACK DIMENSIONS																											
		W	D	H	W	D	H	W	H																											
	IN	26.5	24.5	36.5	20.5	17-18	16.5-21.5	19	20																											
MM	673	622	927	521	432-457	419-546	483	508																												
<p>Ergonomic features: C, E, H, M, N</p> <p>RTA 2  1 per carton  </p>																																				
	<p>List price</p> <p>MVL2847 453 Fabric (previously MVL2847F)</p>																																			
 <p>Posture Task w/Arms Unit weight: 37 LB 16.8 KG Carton weight: 43 LB 19.5 KG Carton volume: 8.5 FT³ 0.24 MT³</p>	<table border="1"> <thead> <tr> <th rowspan="2"></th> <th colspan="3">OVERALL DIMENSIONS</th> <th colspan="3">SEAT DIMENSIONS</th> <th colspan="2">BACK DIMENSIONS</th> </tr> <tr> <th>W</th> <th>D</th> <th>H</th> <th>W</th> <th>D</th> <th>H</th> <th>W</th> <th>H</th> </tr> </thead> <tbody> <tr> <td>IN</td> <td>26.5</td> <td>24</td> <td>37.5</td> <td>20.5</td> <td>17.5</td> <td>16.5-21.5</td> <td>19</td> <td>16-20</td> </tr> <tr> <td>MM</td> <td>673</td> <td>610</td> <td>953</td> <td>521</td> <td>445</td> <td>419-546</td> <td>483</td> <td>406-508</td> </tr> </tbody> </table>		OVERALL DIMENSIONS			SEAT DIMENSIONS			BACK DIMENSIONS		W	D	H	W	D	H	W	H	IN	26.5	24	37.5	20.5	17.5	16.5-21.5	19	16-20	MM	673	610	953	521	445	419-546	483	406-508
			OVERALL DIMENSIONS			SEAT DIMENSIONS			BACK DIMENSIONS																											
		W	D	H	W	D	H	W	H																											
	IN	26.5	24	37.5	20.5	17.5	16.5-21.5	19	16-20																											
MM	673	610	953	521	445	419-546	483	406-508																												
<p>Ergonomic features: C, D, G, H, M, N</p> <p>RTA 2  1 per carton  </p>																																				

PETRA



model **OTG11320B**

STANDARD FEATURES

- Breathable mesh back.
- Standard with height adjustable T-arms with self-skinned urethane (SSU) armcaps.
- Scuff resistant base.
- Dual wheel carpet casters (C65) are standard.
- Only available in Black mesh fabric (MS20) seat with a Black mesh back.
- Compliant with the emissions guidelines set by the GREENGUARD Environmental Institute.
- Limited Lifetime Warranty (2-year exceptions apply - see page 153).
- Weight capacity for this series is 300 lbs.

CHAIR ADJUSTMENTS

- Center tilt with upright position tilt lock.
- Tilt tension adjustment.
- Pneumatic seat height adjustment.

OPTIONAL FEATURES

- Hard surface flooring casters (**C65R**) can be purchased separately. Add \$96/set.

DESCRIPTION



Mesh Back Tilter

Unit weight: 29 LB | 13.2 KG
 Carton weight: 36.45 LB | 16.53 KG
 Carton volume: 4.7 FT³ | 0.13 MT³

MODEL# / FEATURES

		List price						
OTG11320B		525						
OVERALL DIMENSIONS			SEAT DIMENSIONS			BACK DIMENSIONS		
	W	D	H	W	D	H	W	H
IN	24	23	39.5	20	17.5	18-22	18.5	18.5
MM	610	584	1003	508	445	457-559	470	470
Ergonomic features:		RTA 8		courier		1 per carton		
A, B, C, H, M, N, S								

PLAN



model OTG13072

STANDARD FEATURES

- Upholstered seat and Black cellular mesh back.
- Height adjustable lumbar support.
- Available with three arm options - armless, fixed arms, and height adjustable arms with soft self-skinned urethane (SSU) armcaps.
- Dual wheel carpet casters (C1) are standard.
- Seats can be upholstered in Luxhide bonded leather (various colors) or in all Global grade 1 seating textiles (see page 149).
- Limited Lifetime Warranty (5-year exceptions apply - see page 153).
- Weight capacity for this series is 300 lbs.

CHAIR ADJUSTMENTS

- Synchro tilter mechanism with upright position tilt lock.
- Tilt tension adjustment.
- Pneumatic seat height adjustment.

OPTIONAL FEATURES

- Hard surface flooring casters (C65R) can be purchased separately. Add \$96/set.
- Arm sets can be purchased separately.

ALTERNATE TEXTILE OPTIONS

- Graded-in textiles are available (seat only). No minimum quantities. Contact Customer Service for pricing.

DESCRIPTION	MODEL# / FEATURES																																			
 Armless Synchro-Tilter, Mesh High Back and Uph Seat Unit weight: 25 LB 11.4 KG Carton weight: 32 LB 14.51 KG Carton volume: 6.5 FT ³ 0.18 MT ³	List price																																			
	OTG13070 515																																			
	<table border="1"> <thead> <tr> <th rowspan="2"></th> <th colspan="3">OVERALL DIMENSIONS</th> <th colspan="3">SEAT DIMENSIONS</th> <th colspan="2">BACK DIMENSIONS</th> </tr> <tr> <th>W</th> <th>D</th> <th>H</th> <th>W</th> <th>D</th> <th>H</th> <th>W</th> <th>H</th> </tr> </thead> <tbody> <tr> <td>IN</td> <td>19</td> <td>22</td> <td>38</td> <td>19</td> <td>17</td> <td>16.5-20.5</td> <td>17.5</td> <td>20</td> </tr> <tr> <td>MM</td> <td>483</td> <td>559</td> <td>965</td> <td>483</td> <td>432</td> <td>419-521</td> <td>445</td> <td>508</td> </tr> </tbody> </table>		OVERALL DIMENSIONS			SEAT DIMENSIONS			BACK DIMENSIONS		W	D	H	W	D	H	W	H	IN	19	22	38	19	17	16.5-20.5	17.5	20	MM	483	559	965	483	432	419-521	445	508
			OVERALL DIMENSIONS			SEAT DIMENSIONS			BACK DIMENSIONS																											
W		D	H	W	D	H	W	H																												
IN	19	22	38	19	17	16.5-20.5	17.5	20																												
MM	483	559	965	483	432	419-521	445	508																												
Ergonomic features: A, B, C, D, L, M, N 1 per carton																																				
 Synchro-Tilter, Mesh High Back and Uph Seat w/Fixed Arms Unit weight: 31 LB 14.1 KG Carton weight: 41 LB 18.6 KG Carton volume: 6.5 FT ³ 0.18 MT ³	List price																																			
	OTG13071 582																																			
	<table border="1"> <thead> <tr> <th rowspan="2"></th> <th colspan="3">OVERALL DIMENSIONS</th> <th colspan="3">SEAT DIMENSIONS</th> <th colspan="2">BACK DIMENSIONS</th> </tr> <tr> <th>W</th> <th>D</th> <th>H</th> <th>W</th> <th>D</th> <th>H</th> <th>W</th> <th>H</th> </tr> </thead> <tbody> <tr> <td>IN</td> <td>25</td> <td>22</td> <td>38</td> <td>19</td> <td>17</td> <td>16.5-20.5</td> <td>17.5</td> <td>20</td> </tr> <tr> <td>MM</td> <td>635</td> <td>559</td> <td>965</td> <td>483</td> <td>432</td> <td>419-521</td> <td>445</td> <td>508</td> </tr> </tbody> </table>		OVERALL DIMENSIONS			SEAT DIMENSIONS			BACK DIMENSIONS		W	D	H	W	D	H	W	H	IN	25	22	38	19	17	16.5-20.5	17.5	20	MM	635	559	965	483	432	419-521	445	508
			OVERALL DIMENSIONS			SEAT DIMENSIONS			BACK DIMENSIONS																											
W		D	H	W	D	H	W	H																												
IN	25	22	38	19	17	16.5-20.5	17.5	20																												
MM	635	559	965	483	432	419-521	445	508																												
Ergonomic features: A, B, C, D, H, L, M, N 1 per carton																																				
 Synchro-Tilter, Mesh High Back and Uph Seat w/Arms Unit weight: 31 LB 14.1 KG Carton weight: 41 LB 18.6 KG Carton volume: 6.5 FT ³ 0.18 MT ³	List price																																			
	OTG13072 651																																			
	<table border="1"> <thead> <tr> <th rowspan="2"></th> <th colspan="3">OVERALL DIMENSIONS</th> <th colspan="3">SEAT DIMENSIONS</th> <th colspan="2">BACK DIMENSIONS</th> </tr> <tr> <th>W</th> <th>D</th> <th>H</th> <th>W</th> <th>D</th> <th>H</th> <th>W</th> <th>H</th> </tr> </thead> <tbody> <tr> <td>IN</td> <td>25</td> <td>22</td> <td>38</td> <td>19</td> <td>17</td> <td>16.5-20.5</td> <td>17.5</td> <td>20</td> </tr> <tr> <td>MM</td> <td>635</td> <td>559</td> <td>965</td> <td>483</td> <td>432</td> <td>419-521</td> <td>445</td> <td>508</td> </tr> </tbody> </table>		OVERALL DIMENSIONS			SEAT DIMENSIONS			BACK DIMENSIONS		W	D	H	W	D	H	W	H	IN	25	22	38	19	17	16.5-20.5	17.5	20	MM	635	559	965	483	432	419-521	445	508
			OVERALL DIMENSIONS			SEAT DIMENSIONS			BACK DIMENSIONS																											
W		D	H	W	D	H	W	H																												
IN	25	22	38	19	17	16.5-20.5	17.5	20																												
MM	635	559	965	483	432	419-521	445	508																												
Ergonomic features: A, B, C, D, H, L, M, N 1 per carton																																				
 Fixed T-Arms - 1 pair Unit weight: 4 LB 1.8 KG Carton weight: 7.5 LB 3.4 KG Carton volume: 0.6 FT ³ 0.01 MT ³	List price																																			
	OTG13073 69																																			
	<table border="1"> <thead> <tr> <th rowspan="2"></th> <th colspan="3">OVERALL DIMENSIONS</th> </tr> <tr> <th>W</th> <th>D</th> <th>H</th> </tr> </thead> <tbody> <tr> <td>IN</td> <td>3</td> <td>10</td> <td>11</td> </tr> <tr> <td>MM</td> <td>76</td> <td>254</td> <td>279</td> </tr> </tbody> </table>		OVERALL DIMENSIONS			W	D	H	IN	3	10	11	MM	76	254	279																				
			OVERALL DIMENSIONS																																	
W		D	H																																	
IN	3	10	11																																	
MM	76	254	279																																	
1 pair per carton (pricing is for the pair, specifications are for one arm)																																				
 Height Adjustable T-Arms - 1 pair Unit weight: 5 LB 2.3 KG Carton weight: 8 LB 3.63 KG Carton volume: 0.6 FT ³ 0.01 MT ³	List price																																			
	OTG13074 135																																			
	<table border="1"> <thead> <tr> <th rowspan="2"></th> <th colspan="3">OVERALL DIMENSIONS</th> </tr> <tr> <th>W</th> <th>D</th> <th>H</th> </tr> </thead> <tbody> <tr> <td>IN</td> <td>3.5</td> <td>9.5</td> <td>11.5</td> </tr> <tr> <td>MM</td> <td>89</td> <td>241</td> <td>292</td> </tr> </tbody> </table>		OVERALL DIMENSIONS			W	D	H	IN	3.5	9.5	11.5	MM	89	241	292																				
			OVERALL DIMENSIONS																																	
W		D	H																																	
IN	3.5	9.5	11.5																																	
MM	89	241	292																																	
1 pair per carton (pricing is for the pair, specifications are for one arm)																																				

SAFARI



model OTG13026

STANDARD FEATURES

- Mesh back tilter chair.
- Compact design suitable for average to petite size individuals.
- Contoured Black mesh back with lumbar strap provides excellent support.
- Fixed loop arms.
- Black base with dual wheel carpet casters (C1) is standard.
- Seat can be upholstered in all Global grade 1 seating textiles or in Luxhide bonded leather (see page 149).
- Compliant with the emissions guidelines set by the GREENGUARD Environmental Institute.
- Limited Lifetime Warranty (5-year exceptions apply - see page 153).
- Weight capacity for this series is 300 lbs.

CHAIR ADJUSTMENTS

- Center tilt with upright position tilt lock.
- Tilt tension adjustment.
- Pneumatic seat height adjustment.

OPTIONAL FEATURES

- Hard surface flooring casters (**C9R**) can be purchased separately. Add \$96/set.

ALTERNATE TEXTILE OPTIONS

- Graded-in textiles are available (seat only). No minimum quantities. Contact Customer Service for pricing.

DESCRIPTION

MODEL# / FEATURES



Medium Mesh Back Tilter
 Unit weight: 27 LB | 12.3 KG
 Carton weight: 32 LB | 14.51 KG
 Carton volume: 4.5 FT³ | 0.12 MT³

Ergonomic features:
 A, B, C, M, N, S

List price

OTG13026 456

	OVERALL DIMENSIONS			SEAT DIMENSIONS			BACK DIMENSIONS	
	W	D	H	W	D	H	W	H
IN	23	23.5	40	19	17	18.25-22.25	19	19
MM	584	597	991	483	432	464-565	483	483

RTA 8



1 per carton



SIX 13



model OTG11613B

STANDARD FEATURES

- A value priced multi-tilter chair with many ergonomic features.
- Standard with height adjustable T-arms with self-skinned urethane (SSU) armcaps.
- Dual wheel carpet casters (C65) are standard.
- Upholstered in Black, Quilt (QL10) only.
- Compliant with the emissions guidelines set by the GREENGUARD Environmental Institute.
- Limited Lifetime Warranty (2-year exceptions apply - see page 153).
- Weight capacity for this series is 300 lbs.

CHAIR ADJUSTMENTS

- Multi-Center tilt with infinite position tilt lock.
- Infinite position back and seat angle adjustments.
- Concealed ratchet back height adjustment.
- Pneumatic seat height adjustment.

OPTIONAL FEATURES

- Hard surface flooring casters (**C65R**) can be purchased separately. Add \$96/set.

DESCRIPTION

MODEL# / FEATURES



Medium Back Multi-Tilter
 Unit weight: 37 LB | 16.8 KG
 Carton weight: 41 LB | 18.6 KG
 Carton volume: 5.77 FT³ | 0.16 MT³

Ergonomic features:
 A, B, C, D, G, H, M, N, S

List price

OTG11613B 622

	OVERALL DIMENSIONS			SEAT DIMENSIONS			BACK DIMENSIONS	
	W	D	H	W	D	H	W	H
IN	25.5	24	39	21	18.5	17.5-22.5	20.5	17.5-19
MM	648	610	991	533	470	445-572	521	445-483

RTA 8



1 per carton



SIX 31



model OTG11631B

STANDARD FEATURES









- A great general purpose office chair.
- Contoured seat and back with thick cushions.
- Standard with height adjustable T-arms with self-skinned urethane (SSU) armcaps.
- Dual wheel carpet casters (C65) are standard.
- OTG11531B and OTG11631B are upholstered in Black, Quilt (QL10)
- Compliant with the emissions guidelines set by the GREENGUARD Environmental Institute.
- Limited Lifetime Warranty (2-year exceptions apply - see page 153).
- Weight capacity for this series is 300 lbs.

CHAIR ADJUSTMENTS

- **Multi-tilter chair**
 - Center tilt with infinite position tilt lock.
 - Tilt tension adjustment.
 - Independent back and seat angle adjustments.
 - Internal ratchet back height adjustment.
 - Seat depth adjustment.
 - Pneumatic seat height adjustment.
- **Operator chairs**
 - Center tilt with infinite position tilt lock.
 - Tilt tension adjustment.
 - Independent back and seat angle adjustments
 - Back height adjustment.
 - Pneumatic seat height adjustment.

OPTIONAL FEATURES

- Hard surface flooring casters (**C65R**) can be purchased separately. Add \$96/set.

DESCRIPTION	MODEL# / FEATURES	List price																																							
 <p>Medium Back Multi-Tilter Unit weight: 55 LB 25 KG Carton weight: 65 LB 29.48 KG Carton volume: 8 FT³ 0.22 MT³</p>	<p>OTG11531B Black</p>	760																																							
		<p>OVERALL DIMENSIONS</p> <table border="1"> <thead> <tr> <th></th> <th>W</th> <th>D</th> <th>H</th> </tr> </thead> <tbody> <tr> <td>IN</td> <td>25.5</td> <td>24</td> <td>42.5</td> </tr> <tr> <td>MM</td> <td>648</td> <td>610</td> <td>1080</td> </tr> </tbody> </table>				W	D	H	IN	25.5	24	42.5	MM	648	610	1080	<p>SEAT DIMENSIONS</p> <table border="1"> <thead> <tr> <th></th> <th>W</th> <th>D</th> <th>H</th> </tr> </thead> <tbody> <tr> <td></td> <td>20</td> <td>17</td> <td>19-23</td> </tr> <tr> <td></td> <td>508</td> <td>432</td> <td>483-584</td> </tr> </tbody> </table>				W	D	H		20	17	19-23		508	432	483-584	<p>BACK DIMENSIONS</p> <table border="1"> <thead> <tr> <th></th> <th>W</th> <th>H</th> </tr> </thead> <tbody> <tr> <td></td> <td>19.5</td> <td>20.5-23.5</td> </tr> <tr> <td></td> <td>495</td> <td>521-597</td> </tr> </tbody> </table>				W	H		19.5	20.5-23.5	
	W	D	H																																						
IN	25.5	24	42.5																																						
MM	648	610	1080																																						
	W	D	H																																						
	20	17	19-23																																						
	508	432	483-584																																						
	W	H																																							
	19.5	20.5-23.5																																							
	495	521-597																																							
<p>Ergonomic features: A, B, C, D, E, F, G, H, M, N, S</p>				1 per carton																																					
 <p>Medium Back Operator Unit weight: 42 LB 19.1 KG Carton weight: 46 LB 20.87 KG Carton volume: 6.5 FT³ 0.18 MT³</p>	<p>OTG11631B Black</p>	557																																							
		<p>OVERALL DIMENSIONS</p> <table border="1"> <thead> <tr> <th></th> <th>W</th> <th>D</th> <th>H</th> </tr> </thead> <tbody> <tr> <td>IN</td> <td>25.5</td> <td>25</td> <td>44</td> </tr> <tr> <td>MM</td> <td>648</td> <td>635</td> <td>1118</td> </tr> </tbody> </table>				W	D	H	IN	25.5	25	44	MM	648	635	1118	<p>SEAT DIMENSIONS</p> <table border="1"> <thead> <tr> <th></th> <th>W</th> <th>D</th> <th>H</th> </tr> </thead> <tbody> <tr> <td></td> <td>20.5</td> <td>19</td> <td>18.5-22.5</td> </tr> <tr> <td></td> <td>521</td> <td>483</td> <td>470-572</td> </tr> </tbody> </table>				W	D	H		20.5	19	18.5-22.5		521	483	470-572	<p>BACK DIMENSIONS</p> <table border="1"> <thead> <tr> <th></th> <th>W</th> <th>H</th> </tr> </thead> <tbody> <tr> <td></td> <td>20</td> <td>23-24.5</td> </tr> <tr> <td></td> <td>508</td> <td>584-622</td> </tr> </tbody> </table>				W	H		20	23-24.5	
	W	D	H																																						
IN	25.5	25	44																																						
MM	648	635	1118																																						
	W	D	H																																						
	20.5	19	18.5-22.5																																						
	521	483	470-572																																						
	W	H																																							
	20	23-24.5																																							
	508	584-622																																							
<p>Ergonomic features: A, B, C, D, G, H, M, N, S</p>				1 per carton																																					

SODA



model MVL13017

STANDARD FEATURES

- A contemporary, yet retro light lounge series featuring fully upholstered cushions.
- Back design on lounge chair offers flexible movement.
- Generous proportions allow for a variety of seating positions.
- Chair and ottoman are standard with a Chrome frame with clear polycarbonate glides and are suitable for carpet, rubber or concrete flooring.
- Can be upholstered in all Global grade 1 seating textiles or in Luxhide bonded leather (see page 149).
- Compliant with the emissions guidelines set by the GREENGUARD Environmental Institute.
- Limited Lifetime Warranty (5-year exceptions apply - see page 153).
- Weight capacity for this series is 300 lbs.

ALTERNATE TEXTILE OPTIONS

- Graded-in textiles are available. No minimum quantities. Contact Customer Service for pricing.
- Bantam is a durable, bleach cleanable (9:1) vinyl, but due to the stiff nature of the textile, this vinyl is prone to bunching and will not upholster as smoothly as other coverings in this series.

DESCRIPTION

MODEL# / FEATURES



Lounge Chair

Unit weight: 30 LB | 13.6 KG
 Carton weight: 37 LB | 16.78 KG
 Carton volume: 15.75 FT³ | 0.44 MT³

MVL13017
 Luxhide bonded leather or fabric (previously MVL13017F)

List price

646

OVERALL DIMENSIONS

	OVERALL DIMENSIONS			SEAT DIMENSIONS			BACK DIMENSIONS	
	W	D	H	W	D	H	W	H
IN	27	24	32	27	18	17	22	15.5
MM	686	610	813	686	457	432	559	394

Ergonomic features:
 M, N

RTA 00

1 per carton



List price

MVL13018

494



Bench Ottoman

Unit weight: 19 LB | 8.6 KG
 Carton weight: 25 LB | 11.34 KG
 Carton volume: 10.25 FT³ | 0.29 MT³

OVERALL DIMENSIONS

	W	D	H
IN	27	21	18.75
MM	686	533	476

Ergonomic features:
 M, N

RTA 00

1 per carton



SODA TABLES



model MVL13016

STANDARD FEATURES

- 1" thick thermally fused laminate top surface with 2mm matching edgeband.
- Tables are standard with a Chrome frame with clear polycarbonate glides and are suitable for carpet, rubber or concrete flooring.
- Top surface available in 16 standard finishes (see page 150).
- Meets applicable ANSI/BIFMA standards.

TABLES

MODEL #

DIMENSIONS
 IN MM
 W x D x H

WEIGHT
 LB KG

VOLUME
 FT³ MT³

LIST PRICE



MVL13016
 30" round

30 x - x 15.25
 762 x - x 387

40
 18.14

13
 0.36

\$445



MVL13023
 30" square

30 x - x 15.25
 762 x - x 387

45
 20.41

13
 0.36

\$445

30" Tables

Shipped assembled in 1 carton.



SPARROW



model OTG10920

STANDARD FEATURES

- Multi-purpose guest/occasional chair.
- Durable welded four-legged steel frame.
- Black mesh back with Black, Quilt (QL10) seat.
- Seat shroud design protects cushion seat pad when stacked.
- Nylon loop arms.
- Black nylon frame features a unique back grid.
- Shipped assembled - 4 per carton.
- Compliant with the emissions guidelines set by the GREENGUARD Environmental Institute.
- Limited Lifetime Warranty (2-year exceptions apply - see page 153).
- Weight capacity for this series is 300 lbs.

DESCRIPTION	MODEL# / FEATURES								
 <p>Guest Chair, Mesh Back and Uph Seat Unit weight: 18.5 LB 8.4 KG Carton weight: 20 LB 9.07 KG Carton volume: 17.5 FT³ 0.49 MT³</p>		List price							
	OTG10920	285							
		OVERALL DIMENSIONS			SEAT DIMENSIONS			BACK DIMENSIONS	
		W	D	H	W	D	H	W	H
	IN 24	21.5	33.5	18	17	18.5	17	15	
	MM 610	546	851	457	432	470	432	381	
	Ergonomic features: M, N	RTA 00	4 per carton (pricing and specifications are for one chair)						

STRADIC



model MVL11860

STANDARD FEATURES

- Tilter chair with a unique design mesh back.
- Standard with height adjustable arms with soft self-skinned urethane (SSU) armcaps that slide forward and backward.
- Dual wheel carpet casters (C1) are standard.
- Air flow mesh back is available in Black only.
- Seating surfaces can be upholstered in all Global grade 1 seating textiles with the exception of Luxhide (see page 149).
- Compliant with the emissions guidelines set by the GREENGUARD Environmental Institute.
- Limited Lifetime Warranty (5-year exceptions apply - see page 153).
- Weight capacity for this series is 300 lbs.

CHAIR ADJUSTMENTS

- Center tilt with upright position tilt lock.
- Tilt tension adjustment.
- Pneumatic seat height adjustment.

OPTIONAL FEATURES

- For hard surface flooring casters, please specify (C9R). Add \$21/set.
- Bantam is a durable, bleach cleanable (9:1) vinyl, but due to the stiff nature of the textile, this vinyl is prone to bunching and will not upholster as smoothly as other coverings in this series.

DESCRIPTION MODEL# / FEATURES



Tilter, Mesh Back and Uph seat
 Unit weight: 35 LB | 15.9 KG
 Carton weight: 40 LB | 18.14 KG
 Carton volume: 9.5 FT³ | 0.26 MT³

List price
MVL11860 515

OVERALL DIMENSIONS			SEAT DIMENSIONS			BACK DIMENSIONS		
	W	D	H	W	D	H	W	H
IN	25	23.5	35.5	20	17.5	15.5-20.5	18.5	18
MM	635	597	902	508	445	394-521	470	457

Ergonomic features:
 A, B, C, H, M, N, S



1 per carton



SUBURB



model MVL13051


















model MVL13052

STANDARD FEATURES

- Canadian made sofa series.
- All models are freestanding.
- Thick, plush cushions are reversible and removable.
- Standard with tapered wood legs in Black finish.
- Arms taper forward and feature a radius end.
- Can be upholstered in all Global grade 1 seating textiles or in Luxhide bonded leather (see page 149).
- Compliant with the emissions guidelines set by the GREENGUARD Environmental Institute.
- Limited Lifetime Warranty (5-year exceptions apply - see page 153).
- Weight capacity for this series is 300 lbs. per seat.

ALTERNATE TEXTILE OPTIONS

- Graded-in textiles are available. No minimum quantities. Contact Customer Service for pricing.

DESCRIPTION	MODEL# / FEATURES																																
	List price																																
	MVL13051 862																																
 <p>Lounge Chair Unit weight: 49 LB 22.3 KG Carton weight: 59 LB 26.76 KG Carton volume: 14.5 FT³ 0.41 MT³</p>	<table border="1"> <thead> <tr> <th colspan="3">OVERALL DIMENSIONS</th> <th colspan="3">SEAT DIMENSIONS</th> <th colspan="2">BACK DIMENSIONS</th> </tr> <tr> <th>W</th> <th>D</th> <th>H</th> <th>W</th> <th>D</th> <th>H</th> <th>W</th> <th>H</th> </tr> </thead> <tbody> <tr> <td>IN 30.25</td> <td>32.75</td> <td>31.5</td> <td>21</td> <td>19.5</td> <td>17.5</td> <td>21</td> <td>14.5</td> </tr> <tr> <td>MM 768</td> <td>832</td> <td>800</td> <td>533</td> <td>495</td> <td>445</td> <td>533</td> <td>368</td> </tr> </tbody> </table> <p>   1 per carton   </p>	OVERALL DIMENSIONS			SEAT DIMENSIONS			BACK DIMENSIONS		W	D	H	W	D	H	W	H	IN 30.25	32.75	31.5	21	19.5	17.5	21	14.5	MM 768	832	800	533	495	445	533	368
OVERALL DIMENSIONS			SEAT DIMENSIONS			BACK DIMENSIONS																											
W	D	H	W	D	H	W	H																										
IN 30.25	32.75	31.5	21	19.5	17.5	21	14.5																										
MM 768	832	800	533	495	445	533	368																										
	List price																																
	MVL13052 1316																																
 <p>Two Seat Sofa Unit weight: 71 LB 32.3 KG Carton weight: 83 LB 37.65 KG Carton volume: 24.25 FT³ 0.68 MT³</p>	<table border="1"> <thead> <tr> <th colspan="3">OVERALL DIMENSIONS</th> <th colspan="3">SEAT DIMENSIONS</th> <th colspan="2">BACK DIMENSIONS</th> </tr> <tr> <th>W</th> <th>D</th> <th>H</th> <th>W</th> <th>D</th> <th>H</th> <th>W</th> <th>H</th> </tr> </thead> <tbody> <tr> <td>IN 52.25</td> <td>32.75</td> <td>31.5</td> <td>43</td> <td>19.5</td> <td>17.5</td> <td>43</td> <td>14.5</td> </tr> <tr> <td>MM 1327</td> <td>832</td> <td>800</td> <td>1092</td> <td>495</td> <td>445</td> <td>1092</td> <td>368</td> </tr> </tbody> </table> <p>   1 per carton   </p>	OVERALL DIMENSIONS			SEAT DIMENSIONS			BACK DIMENSIONS		W	D	H	W	D	H	W	H	IN 52.25	32.75	31.5	43	19.5	17.5	43	14.5	MM 1327	832	800	1092	495	445	1092	368
OVERALL DIMENSIONS			SEAT DIMENSIONS			BACK DIMENSIONS																											
W	D	H	W	D	H	W	H																										
IN 52.25	32.75	31.5	43	19.5	17.5	43	14.5																										
MM 1327	832	800	1092	495	445	1092	368																										
	List price																																
	MVL13053 1767																																
 <p>Three Seat Sofa Unit weight: 94 LB 42.7 KG Carton weight: 108 LB 48.99 KG Carton volume: 34.25 FT³ 0.96 MT³</p>	<table border="1"> <thead> <tr> <th colspan="3">OVERALL DIMENSIONS</th> <th colspan="3">SEAT DIMENSIONS</th> <th colspan="2">BACK DIMENSIONS</th> </tr> <tr> <th>W</th> <th>D</th> <th>H</th> <th>W</th> <th>D</th> <th>H</th> <th>W</th> <th>H</th> </tr> </thead> <tbody> <tr> <td>IN 74.25</td> <td>32.75</td> <td>31.5</td> <td>65</td> <td>19.5</td> <td>17.5</td> <td>65</td> <td>14.5</td> </tr> <tr> <td>MM 1886</td> <td>832</td> <td>800</td> <td>1651</td> <td>495</td> <td>445</td> <td>1651</td> <td>368</td> </tr> </tbody> </table> <p>   1 per carton   </p>	OVERALL DIMENSIONS			SEAT DIMENSIONS			BACK DIMENSIONS		W	D	H	W	D	H	W	H	IN 74.25	32.75	31.5	65	19.5	17.5	65	14.5	MM 1886	832	800	1651	495	445	1651	368
OVERALL DIMENSIONS			SEAT DIMENSIONS			BACK DIMENSIONS																											
W	D	H	W	D	H	W	H																										
IN 74.25	32.75	31.5	65	19.5	17.5	65	14.5																										
MM 1886	832	800	1651	495	445	1651	368																										

TAMI



model MVL1617



model MVL1616

STANDARD FEATURES

- Canadian made task chairs.
- Hinged back for enhanced comfort.
- Scuff resistant outer back shroud.
- MVL1617 is standard with height adjustable T-arms with self-skinned urethane (SSU) armcaps.
- Dual wheel carpet casters (C65) are standard.
- Can be upholstered in all Global grade 1 seating textiles with the exception of Luxhide (see page 149).
- Compliant with the emissions guidelines set by the GREENGUARD Environmental Institute.
- Limited Lifetime Warranty (5-year exceptions apply - see page 153).
- Weight capacity for this series is 300 lbs.

CHAIR ADJUSTMENTS

- Seat depth adjustment.
- Pneumatic seat height adjustment.

OPTIONAL FEATURES

- For hard surface flooring casters, please specify (C65R). Add \$21/set.
- Bantam is a durable, bleach cleanable (9:1) vinyl, but due to the stiff nature of the textile, this vinyl is prone to bunching and will not upholster as smoothly as other coverings in this series.

DESCRIPTION

MODEL# / FEATURES



Armless Task
 Unit weight: 18 LB | 8.2 KG
 Carton weight: 21 LB | 9.53 KG
 Carton volume: 3.6 FT³ | 0.1 MT³

MVL1616	List price								
	231								
	OVERALL DIMENSIONS			SEAT DIMENSIONS			BACK DIMENSIONS		
	W	D	H	W	D	H	W	H	
	IN 18	22	32	18	16	15.5-20.5	15.5	14	
	MM 457	559	813	457	406	394-521	394	356	
	Ergonomic features: C, E, M, N								
			1 per carton						



Task w/Arms
 Unit weight: 24 LB | 10.9 KG
 Carton weight: 27 LB | 12.25 KG
 Carton volume: 4.6 FT³ | 0.13 MT³

MVL1617	List price								
	324								
	OVERALL DIMENSIONS			SEAT DIMENSIONS			BACK DIMENSIONS		
	W	D	H	W	D	H	W	H	
	IN 22	22	32	18	16	15.5-20.5	15.5	14	
	MM 559	559	813	457	406	394-521	394	356	
	Ergonomic features: C, E, H, M, N								
			1 per carton						



Height Adjustable T-Arms - 1 pair
 Unit weight: 8 LB | 3.6 KG
 Carton weight: 10 LB | 4.54 KG
 Carton volume: 1.3 FT³ | 0.03 MT³

MVL2784	List price									
	119									
	OVERALL DIMENSIONS			SEAT DIMENSIONS			BACK DIMENSIONS			
	W	D	H	W	D	H	W	H		
	IN 3	10	12	-	-	-	-	-		
	MM 76	254	305	-	-	-	-	-		
	Ergonomic features: C, E, H, M, N									
			1 pair per carton (pricing is for the pair, specifications are for one arm)							

THOMPSON



model OTG11633B

STANDARD FEATURES





- Plush management chair.
- Contoured cushions with waterfall seat edge and integrated headrest.
- Polished Aluminum fixed loop arms with upholstered armcaps.
- Polished Aluminum base with scuff resistant tips and dual wheel carpet casters (C65).
- Seating surfaces are upholstered in Black Luxhide bonded leather with contrasting stitch details.
- Compliant with the emissions guidelines set by the GREENGUARD Environmental Institute.
- Limited Lifetime Warranty (2-year exceptions apply - see page 153).
- Weight capacity for this series is 300 lbs.

CHAIR ADJUSTMENTS

- Center tilt with upright position tilt lock.
- Tilt tension adjustment.
- Pneumatic seat height adjustment.

OPTIONAL FEATURES

- Hard surface flooring casters (**C65R**) can be purchased separately. Add \$96/set.

DESCRIPTION	MODEL# / FEATURES	List price									
 <p>High Back Tilter Unit weight: 44 LB 20 KG Carton weight: 48 LB 21.77 KG Carton volume: 7.5 FT³ 0.21 MT³</p>	<p>OTG11633B</p> <p>Ergonomic features: A, B, C, M, N, S</p>	849									
		OVERALL DIMENSIONS			SEAT DIMENSIONS			BACK DIMENSIONS			
		W	D	H	W	D	H	W	H		
IN	26	31	43	22.5	21	16-20	22	25			
MM	660	787	1092	572	533	406-508	559	635			
						1 per carton					

TOMA



model OTG13032

STANDARD FEATURES





- Mesh back synchro-tilter chair.
- Standard with height adjustable T arms with self-skinned urethane (SSU) armcaps.
- Black base with dual wheel carpet casters (C1) is standard.
- Available in Black polyester seat fabric with a Black mesh back.
- Compliant with the emissions guidelines set by the GREENGUARD Environmental Institute.
- Limited Lifetime Warranty (2-year exceptions apply - see page 153).
- Weight capacity for this series is 300 lbs.

CHAIR ADJUSTMENTS

- Upright position tilt lock.
- Tilt tension adjustment.
- Height adjustable flexible lumbar support.
- Pneumatic seat height adjustment.

OPTIONAL FEATURES

- Hard surface flooring casters (**C9R**) can be purchased separately. Add \$96/set.

DESCRIPTION	MODEL# / FEATURES	List price									
 <p>Medium Back Synchro-Tilter Unit weight: 31 LB 14.1 KG Carton weight: 36 LB 16.33 KG Carton volume: 4.7 FT³ 0.13 MT³</p>	<p>OTG13032</p> <p>Ergonomic features: A, B, C, D, H, L, M, N</p>	568									
		OVERALL DIMENSIONS			SEAT DIMENSIONS			BACK DIMENSIONS			
		W	D	H	W	D	H	W	H		
IN	24	24	40	18.5	17	18.5-22.5	17.5	20.5			
MM	610	610	1016	470	432	470-572	445	521			
						1 per carton					

TUMI



model OTG11776B

STANDARD FEATURES


- Contemporary management and boardroom chair.
- Fixed durable nylon arms.
- Dual wheel carpet casters (C65) are standard.
- Seating surfaces are upholstered in Black Luxhide bonded leather.
- Compliant with the emissions guidelines set by the GREENGUARD Environmental Institute.
- Limited Lifetime Warranty (2-year exceptions apply - see page 153).
- Weight capacity for this series is 300 lbs.

CHAIR ADJUSTMENTS

- Center tilt with upright position tilt lock.
- Tilt tension adjustment.
- Pneumatic seat height adjustment.

OPTIONAL FEATURES

- Hard surface flooring casters (**C65R**) can be purchased separately. Add \$96/set.

DESCRIPTION	MODEL# / FEATURES	List price							
 <p>High Back Tilter Unit weight: 31 LB 14.1 KG Carton weight: 37 LB 16.78 KG Carton volume: 4.2 FT³ 0.11 MT³</p>	OTG11776B	452							
		OVERALL DIMENSIONS			SEAT DIMENSIONS			BACK DIMENSIONS	
		W	D	H	W	D	H	W	H
IN	24.5	25	41.5	20.5	18.5	16.5-20.5	20.5	22.5	
MM	622	635	1054	521	470	419-521	521	572	
Ergonomic features: A, B, C, M, N, S		RTA 8	courier	1 per carton			GREENGUARD		

ULTRA



model MVL11730



model MVL11743

STANDARD FEATURES

- Canadian made tilter and guest chairs.
- Internal welded steel frame.
- Chrome fixed arms (except armless models) and base.
- Dual wheel carpet casters (C65) are standard (except guest chairs).
- Seating surfaces can be upholstered in Luxhide bonded leather, in various colors (see page 149).
- Compliant with the emissions guidelines set by the GREENGUARD Environmental Institute.
- Limited Lifetime Warranty (5-year exceptions apply - see page 153).
- Weight capacity for this series is 300 lbs.

CHAIR ADJUSTMENTS











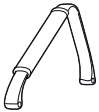









- Center tilt with upright position tilt lock.
- Tilt tension adjustment.
- Pneumatic seat height adjustment.

OPTIONAL FEATURES

- For hard surface flooring casters, please specify (C65R). Add \$21/set.
- Optional removable upholstered armcaps are available for tilter models with arms, please order (MVL11733). For graded-in textile pricing, please contact Customer Service.

ALTERNATE TEXTILE OPTIONS

- Graded-in textiles are available. No minimum quantities. Contact Customer Service for pricing.

DESCRIPTION	MODEL# / FEATURES																																			
 <p>High Back Tilter w/Arms Unit weight: 32 LB 14.5 KG Carton weight: 44 LB 19.96 KG Carton volume: 11 FT³ 0.31 MT³</p>	List price																																			
	MVL11730 666																																			
	<table border="1"> <thead> <tr> <th rowspan="2"></th> <th colspan="3">OVERALL DIMENSIONS</th> <th colspan="3">SEAT DIMENSIONS</th> <th colspan="2">BACK DIMENSIONS</th> </tr> <tr> <th>W</th> <th>D</th> <th>H</th> <th>W</th> <th>D</th> <th>H</th> <th>W</th> <th>H</th> </tr> </thead> <tbody> <tr> <td>IN</td> <td>23.5</td> <td>24.5</td> <td>40</td> <td>21</td> <td>17.5</td> <td>17.5-22.5</td> <td>20</td> <td>21</td> </tr> <tr> <td>MM</td> <td>597</td> <td>622</td> <td>1016</td> <td>533</td> <td>445</td> <td>445-572</td> <td>508</td> <td>533</td> </tr> </tbody> </table>		OVERALL DIMENSIONS			SEAT DIMENSIONS			BACK DIMENSIONS		W	D	H	W	D	H	W	H	IN	23.5	24.5	40	21	17.5	17.5-22.5	20	21	MM	597	622	1016	533	445	445-572	508	533
			OVERALL DIMENSIONS			SEAT DIMENSIONS			BACK DIMENSIONS																											
		W	D	H	W	D	H	W	H																											
IN	23.5	24.5	40	21	17.5	17.5-22.5	20	21																												
MM	597	622	1016	533	445	445-572	508	533																												
Ergonomic features: A, B, C, M, N, S																																				
  1 per carton  																																				
 <p>Armless High Back Tilter Unit weight: 28 LB 12.7 KG Carton weight: 38 LB 17.24 KG Carton volume: 11 FT³ 0.31 MT³</p>	List price																																			
	MVL11732 599																																			
	<table border="1"> <thead> <tr> <th rowspan="2"></th> <th colspan="3">OVERALL DIMENSIONS</th> <th colspan="3">SEAT DIMENSIONS</th> <th colspan="2">BACK DIMENSIONS</th> </tr> <tr> <th>W</th> <th>D</th> <th>H</th> <th>W</th> <th>D</th> <th>H</th> <th>W</th> <th>H</th> </tr> </thead> <tbody> <tr> <td>IN</td> <td>21</td> <td>24.5</td> <td>40</td> <td>21</td> <td>17.5</td> <td>17.5-22.5</td> <td>20</td> <td>21</td> </tr> <tr> <td>MM</td> <td>533</td> <td>622</td> <td>1016</td> <td>533</td> <td>445</td> <td>445-572</td> <td>508</td> <td>533</td> </tr> </tbody> </table>		OVERALL DIMENSIONS			SEAT DIMENSIONS			BACK DIMENSIONS		W	D	H	W	D	H	W	H	IN	21	24.5	40	21	17.5	17.5-22.5	20	21	MM	533	622	1016	533	445	445-572	508	533
			OVERALL DIMENSIONS			SEAT DIMENSIONS			BACK DIMENSIONS																											
		W	D	H	W	D	H	W	H																											
IN	21	24.5	40	21	17.5	17.5-22.5	20	21																												
MM	533	622	1016	533	445	445-572	508	533																												
Ergonomic features: A, B, C, M, N, S																																				
  1 per carton  																																				
 <p>Upholstered Armcaps - 1 pair Unit weight: 0.25 LB 0.1 KG Carton weight: 0.75 LB 0.34 KG Carton volume: 0.2 FT³ 0.01 MT³</p>	List price																																			
	MVL11733 53																																			
	<table border="1"> <thead> <tr> <th rowspan="2"></th> <th colspan="3">OVERALL DIMENSIONS</th> <th colspan="3">SEAT DIMENSIONS</th> <th colspan="2">BACK DIMENSIONS</th> </tr> <tr> <th>W</th> <th>D</th> <th>H</th> <th>W</th> <th>D</th> <th>H</th> <th>W</th> <th>H</th> </tr> </thead> <tbody> <tr> <td>IN</td> <td>5.5</td> <td>9.25</td> <td>0.25</td> <td>-</td> <td>-</td> <td>-</td> <td>-</td> <td>-</td> </tr> <tr> <td>MM</td> <td>140</td> <td>235</td> <td>6</td> <td>-</td> <td>-</td> <td>-</td> <td>-</td> <td>-</td> </tr> </tbody> </table>		OVERALL DIMENSIONS			SEAT DIMENSIONS			BACK DIMENSIONS		W	D	H	W	D	H	W	H	IN	5.5	9.25	0.25	-	-	-	-	-	MM	140	235	6	-	-	-	-	-
			OVERALL DIMENSIONS			SEAT DIMENSIONS			BACK DIMENSIONS																											
		W	D	H	W	D	H	W	H																											
IN	5.5	9.25	0.25	-	-	-	-	-																												
MM	140	235	6	-	-	-	-	-																												
For models with arms: MVL11730, MVL11734.																																				
  1 per carton (pricing is for the pair, specifications are for one armcap)  																																				
 <p>Low Back Tilter w/Arms Unit weight: 35 LB 15.9 KG Carton weight: 42 LB 19.05 KG Carton volume: 11 FT³ 0.31 MT³</p>	List price																																			
	MVL11734 647																																			
	<table border="1"> <thead> <tr> <th rowspan="2"></th> <th colspan="3">OVERALL DIMENSIONS</th> <th colspan="3">SEAT DIMENSIONS</th> <th colspan="2">BACK DIMENSIONS</th> </tr> <tr> <th>W</th> <th>D</th> <th>H</th> <th>W</th> <th>D</th> <th>H</th> <th>W</th> <th>H</th> </tr> </thead> <tbody> <tr> <td>IN</td> <td>23.5</td> <td>24.5</td> <td>38</td> <td>21</td> <td>17.5</td> <td>17.5-22.5</td> <td>20</td> <td>19</td> </tr> <tr> <td>MM</td> <td>597</td> <td>622</td> <td>965</td> <td>533</td> <td>445</td> <td>445-572</td> <td>508</td> <td>483</td> </tr> </tbody> </table>		OVERALL DIMENSIONS			SEAT DIMENSIONS			BACK DIMENSIONS		W	D	H	W	D	H	W	H	IN	23.5	24.5	38	21	17.5	17.5-22.5	20	19	MM	597	622	965	533	445	445-572	508	483
			OVERALL DIMENSIONS			SEAT DIMENSIONS			BACK DIMENSIONS																											
		W	D	H	W	D	H	W	H																											
IN	23.5	24.5	38	21	17.5	17.5-22.5	20	19																												
MM	597	622	965	533	445	445-572	508	483																												
Ergonomic features: A, B, C, M, N, S																																				
  1 per carton  																																				

DESCRIPTION MODEL# / FEATURES



Armless Low Back Tilter
 Unit weight: 31 LB | 14.1 KG
 Carton weight: 38 LB | 17.24 KG
 Carton volume: 11 FT³ | 0.31 MT³

List price

MVL11735 586

Ergonomic features:
 A, B, C, M, N, S

OVERALL DIMENSIONS			SEAT DIMENSIONS			BACK DIMENSIONS	
W	D	H	W	D	H	W	H

IN	21	24.5	38	21	17.5	17.5-22.5	20	19
MM	533	622	965	533	445	445-572	508	483

RTA 1



1 per carton



Medium Back Guest Chair, Cantilever Base
 Unit weight: 32 LB | 14.5 KG
 Carton weight: 40 LB | 18.14 KG
 Carton volume: 13.25 FT³ | 0.37 MT³

List price

MVL11742 742

Ergonomic features:
 M, N

OVERALL DIMENSIONS			SEAT DIMENSIONS			BACK DIMENSIONS	
W	D	H	W	D	H	W	H

IN	24.25	25	35	21	17.5	18	21	17.5
MM	616	635	889	533	445	457	533	445

RTA 00

1 per carton



Armless Medium Back Guest Chair, Cantilever Base
 Unit weight: 26 LB | 11.8 KG
 Carton weight: 32 LB | 14.51 KG
 Carton volume: 13.75 FT³ | 0.38 MT³

List price

MVL11743 637

Ergonomic features:
 M, N

OVERALL DIMENSIONS			SEAT DIMENSIONS			BACK DIMENSIONS	
W	D	H	W	D	H	W	H

IN	21	24.75	35	21	17.5	18	21	17.5
MM	533	629	889	533	445	457	533	445

RTA 00

1 per carton



VANIER



model MVL3170



model MVL3172

STANDARD FEATURES










- Management, boardroom and guest chairs. Canadian made.
- Generously padded seat and compound-curved back.
- Fixed nylon arms with self-skinned urethane (SSU) armcaps.
- Dual wheel carpet casters (C1) are standard (except guest chair).
- Guest chair has an oval steel tube frame with sled base.
- Seating surfaces can be upholstered in Luxhide bonded leather, in various colors (see page 149)
- Compliant with the emissions guidelines set by the GREENGUARD Environmental Institute.
- Limited Lifetime Warranty (5-year exceptions apply - see page 153).
- Weight capacity for this series is 300 lbs.

CHAIR ADJUSTMENTS

- Center tilt with upright position tilt lock.
- Tilt tension adjustment.
- Pneumatic seat height adjustment.

OPTIONAL FEATURES

- For hard surface flooring casters, please specify (C9R). Add \$21/set.

DESCRIPTION	MODEL# / FEATURES																																			
 <p>High Back Tilter Unit weight: 40 LB 18.2 KG Carton weight: 47 LB 21.32 KG Carton volume: 12 FT³ 0.33 MT³</p>	<p>List price</p> <p>MVL3170 725</p>																																			
	<table border="1"> <thead> <tr> <th rowspan="2"></th> <th colspan="3">OVERALL DIMENSIONS</th> <th colspan="3">SEAT DIMENSIONS</th> <th colspan="2">BACK DIMENSIONS</th> </tr> <tr> <th>W</th> <th>D</th> <th>H</th> <th>W</th> <th>D</th> <th>H</th> <th>W</th> <th>H</th> </tr> </thead> <tbody> <tr> <td>IN</td> <td>25.5</td> <td>26</td> <td>43</td> <td>21</td> <td>18</td> <td>17-22</td> <td>19</td> <td>25.5</td> </tr> <tr> <td>MM</td> <td>648</td> <td>660</td> <td>1092</td> <td>533</td> <td>457</td> <td>432-559</td> <td>483</td> <td>648</td> </tr> </tbody> </table> <p>Ergonomic features: A, B, C, M, N, S</p> <p>RTA 1 1 per carton</p> <p> </p>		OVERALL DIMENSIONS			SEAT DIMENSIONS			BACK DIMENSIONS		W	D	H	W	D	H	W	H	IN	25.5	26	43	21	18	17-22	19	25.5	MM	648	660	1092	533	457	432-559	483	648
			OVERALL DIMENSIONS			SEAT DIMENSIONS			BACK DIMENSIONS																											
W		D	H	W	D	H	W	H																												
IN	25.5	26	43	21	18	17-22	19	25.5																												
MM	648	660	1092	533	457	432-559	483	648																												
<p>List price</p> <p>MVL3171 694</p>																																				
 <p>Medium Back Tilter Unit weight: 35 LB 15.9 KG Carton weight: 41 LB 18.6 KG Carton volume: 11.5 FT³ 0.32 MT³</p>	<table border="1"> <thead> <tr> <th rowspan="2"></th> <th colspan="3">OVERALL DIMENSIONS</th> <th colspan="3">SEAT DIMENSIONS</th> <th colspan="2">BACK DIMENSIONS</th> </tr> <tr> <th>W</th> <th>D</th> <th>H</th> <th>W</th> <th>D</th> <th>H</th> <th>W</th> <th>H</th> </tr> </thead> <tbody> <tr> <td>IN</td> <td>25.5</td> <td>26</td> <td>37</td> <td>21</td> <td>18</td> <td>17-22</td> <td>19</td> <td>19.5</td> </tr> <tr> <td>MM</td> <td>648</td> <td>660</td> <td>940</td> <td>533</td> <td>457</td> <td>432-559</td> <td>483</td> <td>495</td> </tr> </tbody> </table> <p>Ergonomic features: A, B, C, M, N, S</p> <p>RTA 1 1 per carton</p> <p> </p>		OVERALL DIMENSIONS			SEAT DIMENSIONS			BACK DIMENSIONS		W	D	H	W	D	H	W	H	IN	25.5	26	37	21	18	17-22	19	19.5	MM	648	660	940	533	457	432-559	483	495
			OVERALL DIMENSIONS			SEAT DIMENSIONS			BACK DIMENSIONS																											
		W	D	H	W	D	H	W	H																											
IN	25.5	26	37	21	18	17-22	19	19.5																												
MM	648	660	940	533	457	432-559	483	495																												
<p>List price</p> <p>MVL3172 677</p>																																				
 <p>Medium Back Guest Chair - Sled Base Unit weight: 31 LB 14.1 KG Carton weight: 37 LB 16.78 KG Carton volume: 15.75 FT³ 0.44 MT³</p>	<table border="1"> <thead> <tr> <th rowspan="2"></th> <th colspan="3">OVERALL DIMENSIONS</th> <th colspan="3">SEAT DIMENSIONS</th> <th colspan="2">BACK DIMENSIONS</th> </tr> <tr> <th>W</th> <th>D</th> <th>H</th> <th>W</th> <th>D</th> <th>H</th> <th>W</th> <th>H</th> </tr> </thead> <tbody> <tr> <td>IN</td> <td>25.5</td> <td>26</td> <td>34.5</td> <td>21</td> <td>18</td> <td>17</td> <td>19</td> <td>18.5</td> </tr> <tr> <td>MM</td> <td>648</td> <td>660</td> <td>876</td> <td>533</td> <td>457</td> <td>432</td> <td>483</td> <td>470</td> </tr> </tbody> </table> <p>Ergonomic features: M, N</p> <p>RTA 00 1 per carton</p> <p> </p>		OVERALL DIMENSIONS			SEAT DIMENSIONS			BACK DIMENSIONS		W	D	H	W	D	H	W	H	IN	25.5	26	34.5	21	18	17	19	18.5	MM	648	660	876	533	457	432	483	470
			OVERALL DIMENSIONS			SEAT DIMENSIONS			BACK DIMENSIONS																											
		W	D	H	W	D	H	W	H																											
IN	25.5	26	34.5	21	18	17	19	18.5																												
MM	648	660	876	533	457	432	483	470																												

WOODBRIDGE



model OTG11617B

STANDARD FEATURES





- Management and boardroom chair.
- Durable nylon arms with upholstered armrests.
- Dual wheel carpet casters (C65) are standard.
- Seating surfaces are upholstered in Black Luxhide bonded leather.
- Compliant with the emissions guidelines set by the GREENGUARD Environmental Institute.
- Limited Lifetime Warranty (2-year exceptions apply - see page 153).
- Weight capacity for this series is 300 lbs.

CHAIR ADJUSTMENTS

- Center tilt with upright position tilt lock.
- Tilt tension adjustment.
- Pneumatic seat height adjustment.

OPTIONAL FEATURES

- Hard surface flooring casters (**C65R**) can be purchased separately. Add \$96/set.

DESCRIPTION	MODEL# / FEATURES	List price							
 <p>High Back Tilter Unit weight: 34 LB 15.5 KG Carton weight: 38 LB 17.24 KG Carton volume: 6.13 FT³ 0.17 M³</p>	OTG11617B	501							
		OVERALL DIMENSIONS			SEAT DIMENSIONS			BACK DIMENSIONS	
		W	D	H	W	D	H	W	H
IN 26 MM 660	27 686	42.5 1080	20.5 521	18 457	16.5-20.5 419-521	21 533	24 610		
Ergonomic features: A, B, C, M, N, S				1 per carton					

YOHO



model MVL2789

STANDARD FEATURES





- Canadian made task chairs.
- Thick cushion compound-curved back offers great lumbar support.
- Standard with height adjustable T-arms with durable self-skinned urethane (SSU) armcaps (except armless models).
- Dual wheel carpet casters (C65) are standard.
- Height adjustable chairs are equipped with an adjustable Chrome footrest.
- Seating surfaces can be upholstered in Luxhide bonded leather (various colors) or in all Global grade 1 seating textiles (see page 149).
- Compliant with the emissions guidelines set by the GREENGUARD Environmental Institute.
- Limited Lifetime Warranty (5-year exceptions apply - see page 153).
- Weight capacity for this series is 300 lbs.

CHAIR ADJUSTMENTS

- Seat depth adjustment.
- Pneumatic seat height adjustment.

OPTIONAL FEATURES

- For hard surface flooring casters, please specify (C65R). Add \$21/set.

DESCRIPTION	MODEL# / FEATURES																																			
 <p>Medium Back Task w/Arms Unit weight: 32 LB 14.5 KG Carton weight: 38 LB 17.24 KG Carton volume: 5.5 FT³ 0.15 MT³</p>	<p>MVL2778 Luxhide bonded leather or fabric</p> <p>List price: 530</p>																																			
	<table border="1"> <thead> <tr> <th rowspan="2"></th> <th colspan="3">OVERALL DIMENSIONS</th> <th colspan="3">SEAT DIMENSIONS</th> <th colspan="2">BACK DIMENSIONS</th> </tr> <tr> <th>W</th> <th>D</th> <th>H</th> <th>W</th> <th>D</th> <th>H</th> <th>W</th> <th>H</th> </tr> </thead> <tbody> <tr> <td>IN</td> <td>24.5</td> <td>24.5</td> <td>38</td> <td>19</td> <td>16</td> <td>16.5-21.5</td> <td>18</td> <td>19</td> </tr> <tr> <td>MM</td> <td>622</td> <td>622</td> <td>965</td> <td>483</td> <td>406</td> <td>419-546</td> <td>457</td> <td>483</td> </tr> </tbody> </table>		OVERALL DIMENSIONS			SEAT DIMENSIONS			BACK DIMENSIONS		W	D	H	W	D	H	W	H	IN	24.5	24.5	38	19	16	16.5-21.5	18	19	MM	622	622	965	483	406	419-546	457	483
			OVERALL DIMENSIONS			SEAT DIMENSIONS			BACK DIMENSIONS																											
		W	D	H	W	D	H	W	H																											
IN	24.5	24.5	38	19	16	16.5-21.5	18	19																												
MM	622	622	965	483	406	419-546	457	483																												
<p>Ergonomic features: C, E, H, M, N</p> <p>RTA 2 courier 1 per carton CANADA GREENGUARD</p>																																				
 <p>Medium Back Armless Task Unit weight: 23 LB 10.5 KG Carton weight: 29 LB 13.15 KG Carton volume: 5.5 FT³ 0.15 MT³</p>	<p>MVL2779 Luxhide bonded leather or fabric</p> <p>List price: 439</p>																																			
	<table border="1"> <thead> <tr> <th rowspan="2"></th> <th colspan="3">OVERALL DIMENSIONS</th> <th colspan="3">SEAT DIMENSIONS</th> <th colspan="2">BACK DIMENSIONS</th> </tr> <tr> <th>W</th> <th>D</th> <th>H</th> <th>W</th> <th>D</th> <th>H</th> <th>W</th> <th>H</th> </tr> </thead> <tbody> <tr> <td>IN</td> <td>19</td> <td>24.5</td> <td>38</td> <td>19</td> <td>16.5</td> <td>16.5-21.5</td> <td>18</td> <td>19</td> </tr> <tr> <td>MM</td> <td>483</td> <td>622</td> <td>965</td> <td>483</td> <td>406</td> <td>419-546</td> <td>457</td> <td>483</td> </tr> </tbody> </table>		OVERALL DIMENSIONS			SEAT DIMENSIONS			BACK DIMENSIONS		W	D	H	W	D	H	W	H	IN	19	24.5	38	19	16.5	16.5-21.5	18	19	MM	483	622	965	483	406	419-546	457	483
			OVERALL DIMENSIONS			SEAT DIMENSIONS			BACK DIMENSIONS																											
		W	D	H	W	D	H	W	H																											
IN	19	24.5	38	19	16.5	16.5-21.5	18	19																												
MM	483	622	965	483	406	419-546	457	483																												
<p>Ergonomic features: C, E, M, N</p> <p>RTA 2 courier 1 per carton CANADA GREENGUARD</p>																																				
 <p>Low Back Armless Task Unit weight: 23 LB 10.5 KG Carton weight: 28 LB 12.7 KG Carton volume: 4.7 FT³ 0.13 MT³</p>	<p>MVL2786 Luxhide bonded leather or fabric (previously MVL2786F)</p> <p>List price: 339</p>																																			
	<table border="1"> <thead> <tr> <th rowspan="2"></th> <th colspan="3">OVERALL DIMENSIONS</th> <th colspan="3">SEAT DIMENSIONS</th> <th colspan="2">BACK DIMENSIONS</th> </tr> <tr> <th>W</th> <th>D</th> <th>H</th> <th>W</th> <th>D</th> <th>H</th> <th>W</th> <th>H</th> </tr> </thead> <tbody> <tr> <td>IN</td> <td>19</td> <td>24</td> <td>34</td> <td>19</td> <td>16.5</td> <td>16-21</td> <td>17.5</td> <td>16</td> </tr> <tr> <td>MM</td> <td>483</td> <td>610</td> <td>864</td> <td>483</td> <td>419</td> <td>406-533</td> <td>445</td> <td>406</td> </tr> </tbody> </table>		OVERALL DIMENSIONS			SEAT DIMENSIONS			BACK DIMENSIONS		W	D	H	W	D	H	W	H	IN	19	24	34	19	16.5	16-21	17.5	16	MM	483	610	864	483	419	406-533	445	406
			OVERALL DIMENSIONS			SEAT DIMENSIONS			BACK DIMENSIONS																											
		W	D	H	W	D	H	W	H																											
IN	19	24	34	19	16.5	16-21	17.5	16																												
MM	483	610	864	483	419	406-533	445	406																												
<p>Ergonomic features: C, E, M, N</p> <p>RTA 2 courier 1 per carton CANADA GREENGUARD</p>																																				
 <p>Low Back Task w/Arms Unit weight: 29 LB 13.2 KG Carton weight: 34 LB 15.42 KG Carton volume: 4.7 FT³ 0.13 MT³</p>	<p>MVL2789 Luxhide bonded leather or fabric (previously MVL2789F)</p> <p>List price: 445</p>																																			
	<table border="1"> <thead> <tr> <th rowspan="2"></th> <th colspan="3">OVERALL DIMENSIONS</th> <th colspan="3">SEAT DIMENSIONS</th> <th colspan="2">BACK DIMENSIONS</th> </tr> <tr> <th>W</th> <th>D</th> <th>H</th> <th>W</th> <th>D</th> <th>H</th> <th>W</th> <th>H</th> </tr> </thead> <tbody> <tr> <td>IN</td> <td>24</td> <td>24</td> <td>34</td> <td>19</td> <td>16.5</td> <td>16-21</td> <td>17.5</td> <td>16</td> </tr> <tr> <td>MM</td> <td>610</td> <td>610</td> <td>864</td> <td>483</td> <td>419</td> <td>406-533</td> <td>445</td> <td>406</td> </tr> </tbody> </table>		OVERALL DIMENSIONS			SEAT DIMENSIONS			BACK DIMENSIONS		W	D	H	W	D	H	W	H	IN	24	24	34	19	16.5	16-21	17.5	16	MM	610	610	864	483	419	406-533	445	406
			OVERALL DIMENSIONS			SEAT DIMENSIONS			BACK DIMENSIONS																											
		W	D	H	W	D	H	W	H																											
IN	24	24	34	19	16.5	16-21	17.5	16																												
MM	610	610	864	483	419	406-533	445	406																												
<p>Ergonomic features: C, E, H, M, N</p> <p>RTA 2 courier 1 per carton CANADA GREENGUARD</p>																																				

DESCRIPTION MODEL# / FEATURES



Low Back Armless Height Adjustable Task Stool

Unit weight: 40 LB | 18.2 KG
 Carton weight: 45 LB | 20.41 KG
 Carton volume: 7 FT³ | 0.19 MT³

List price

MVL2796 526
 Luxhide bonded leather
 or fabric (previously MVL2796F)

Ergonomic features:
 C, E, M, N

	OVERALL DIMENSIONS			SEAT DIMENSIONS			BACK DIMENSIONS	
	W	D	H	W	D	H	W	H
IN	19	24	44	19	16.5	23.5-33.5	17.5	16
MM	483	610	1118	483	419	597-851	445	406

RTA 2



1 per carton



Low Back Height Adjustable Task Stool w/Arms

Unit weight: 46 LB | 20.9 KG
 Carton weight: 50 LB | 22.68 KG
 Carton volume: 7 FT³ | 0.19 MT³

List price

MVL2799 632
 Luxhide bonded leather
 or fabric (previously MVL2799F)

Ergonomic features:
 C, E, H, M, N

	OVERALL DIMENSIONS			SEAT DIMENSIONS			BACK DIMENSIONS	
	W	D	H	W	D	H	W	H
IN	24	24	44	19	16.5	23.5-33.5	17.5	16
MM	610	610	1118	483	419	597-851	445	406

RTA 2



1 per carton



Height Adjustable T-Arms - 1 pair

Unit weight: 8 LB | 3.6 KG
 Carton weight: 10 LB | 4.54 KG
 Carton volume: 1.3 FT³ | 0.03 MT³

List price

MVL2784 119

	OVERALL DIMENSIONS			SEAT DIMENSIONS			BACK DIMENSIONS	
	W	D	H	W	D	H	W	H
IN	3	10	12	-	-	-	-	-
MM	76	254	305	-	-	-	-	-

RTA 00



1 pair per carton (pricing is for the pair, specifications are for one arm)

ZIM



model OTG11351G

STANDARD FEATURES


- High back synchro-tilter chair with wrap around mesh design.
- Standard with height adjustable T arms with self-skinned urethane (SSU) armcaps.
- Available in Black polyester fabric seat with mesh back in Black (B) or Grey (G).
- Black base with dual wheel carpet casters (C1) is standard.
- Compliant with the emissions guidelines set by the GREENGUARD Environmental Institute.
- Limited Lifetime Warranty (2-year exceptions apply - see page 153).
- Weight capacity for this series is 300 lbs.

CHAIR ADJUSTMENTS

- Synchro tilt with multi position tilt lock.
- Automatic tilt tension adjustment.
- Seat depth adjustment.
- Pneumatic seat height adjustment.

OPTIONAL FEATURES

- Hard surface flooring casters (C9R) can be purchased separately. Add \$96/set.

DESCRIPTION	MODEL# / FEATURES	List price							
 <p>High Back Weight Sensing Synchro-Tilter Unit weight: 37.5 LB 17 KG Carton weight: 44 LB 19.96 KG Carton volume: 5.75 FT³ 0.16 MT³</p>	<p>OTG11351B OTG11351G</p>	519							
		OVERALL DIMENSIONS			SEAT DIMENSIONS			BACK DIMENSIONS	
		W	D	H	W	D	H	W	H
	IN 26	24.5	43	19.5	18	18.5-22.5	18	22.5	
	MM 660	622	1092	495	457	470-572	457	572	
	Ergonomic features: B, C, E, H, L, M, N	RTA 8	courier	1 per carton			