

# Seating

ABM.....	10	Lite-Lift.....	48
Actin.....	11	Locate.....	49
Altona.....	11	M-Task.....	52
Amira.....	12	Minto.....	53
Annapolis.....	13	MVL File Buddy.....	54
Archer.....	14	Nemo.....	55
Ashmont.....	15	Newcastle.....	56
Ashton.....	16	Otto.....	57
Avro.....	17	Overtime.....	58
Beta.....	22	Overtime 350.....	58
Bolt.....	23	Pacer.....	59
Brighton.....	23	Pacific.....	59
Camán.....	24	Part-Time.....	60
Capra.....	25	Petra.....	61
Centro.....	25	Plan.....	62
Cobalt.....	26	Retro.....	63
Craft.....	27	Safari.....	64
Craft Tables.....	29	Six 13.....	64
Danio.....	30	Six 31.....	65
Dash.....	31	Soda.....	66
Dori 2.....	31	Soda Tables.....	66
Eor.....	32	Sparrow.....	67
Flint.....	33	Stacklite.....	68
Format.....	34	Stradic.....	68
Full-Time.....	35	Tami.....	69
Gennex.....	36	Thompson.....	70
Geo.....	37	Toma.....	70
Granby.....	38	Tumi.....	71
Hardy.....	39	Ultra.....	72
Ibex.....	40	Valan.....	74
Java.....	46	Vanier.....	75
Kazan.....	47	Woodbridge.....	76
Keno.....	47	Yoho.....	77

# ERGONOMIC FEATURES & BENEFITS

EACH GLOBAL CHAIR IS BUILT WITH FEATURES THAT ARE ERGONOMICALLY DESIGNED TO PROMOTE GOOD POSTURE AND PROVIDE MAXIMUM COMFORT. WHILE FULLY SUPPORTING YOUR BODY, THESE FEATURES SHOULD ALSO ALLOW YOU TO ADJUST YOUR CHAIR TO FIT YOU.



## A TENSION ADJUSTMENT

Increase or decrease to match body weight. Allows you to rock comfortably, without heavy pushing, reducing muscle fatigue.



## B CHAIR TILT LOCK

Lock the tilt movement in position(s) to accommodate your working posture. Allows you to lock your chair in a comfortable and supportive position. (Can be either single position, multiple position or infinite position.)



## C SEAT HEIGHT

Raise or lower to allow your feet to rest flat on the floor. Avoids pressure under your thighs, easing blood flow.



## D BACK/LUMBAR HEIGHT ADJUSTMENT

Raise or lower to position lumbar support in your lumbar area. Reduces likelihood of back pain.



## E SEAT DEPTH

Change the depth of the seat to accommodate the length of your thighs. Keeps your back in contact with the backrest while avoiding pressure behind your knees. Can be sliding (MD) or manual.



## F SEAT ANGLE ADJUSTMENT

Allows chair to tilt forward changing the angle of your thighs in relation to the floor. Helps reduce disc pressure during forward leaning tasks.



## G BACK ANGLE ADJUSTMENT

Adjust to change the angle of your torso in relation to your thighs. Helps reduce disc pressure and relaxes your back muscles.



## H ARM HEIGHT

Raise or lower to support your forearms. Reduces muscular effort in neck and shoulders, minimizing risk of pain.



## J KNEE-TILT MOVEMENT

Chair tilts from a pivot point at the front of the seat, keeping your feet on the floor as you rock. Maintains stability.



## L SYNCHRO-TILT MOVEMENT

Backrest reclines at a faster rate than the seat, increasing the angle between your torso and thighs. Enhances comfort and encourages dynamic body movement.



## M WATERFALL SEAT EDGE

Reduces pressure at the back of your knees, contributing to good blood flow.



## N CONTOURED CUSHION

Supports the body effectively, allowing you to sit longer without discomfort.



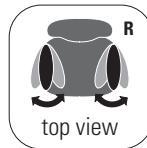
## P VIBRATING SEAT & BACK

Soothing effect contributes to your relaxation during work breaks.



## Q WIDTH ADJUSTABLE ARMS

Allows outward movement of armrests to match shoulder breadth. Ensures armrests properly support forearms, reducing muscular efforts in neck and shoulders.



## R ARM ROTATION

Rotate armcaps to support your forearms in various positions. Reduces muscular effort in neck and shoulders minimizing risk of pain.



## S CENTER TILT

Chair tilts from a pivot point under the center of the seat allowing you to rock. When your feet are well supported, blood flow is enhanced.



## U SOFT DESCENT PNEUMATIC LIFT

Gently and gradually lowering the seat helps you easily select proper seat height without causing a jerking motion.



## V LUMBAR DEPTH ADJUSTMENT

Increase or decrease curvature of the back to match the profile of your lower back. Enhances comfort and support in the lower lumbar area.

## MAXIMIZING YOUR ERGONOMIC SEATING

- Always select a chair that is designed for the type of work you perform and make certain the chair is comfortable for the length of time spent using it.
- Ensure that the seat and back cushions are contoured to fit your body, which will help eliminate pressure points.
- An ergonomically designed chair should allow changing positions easily.
- As you work, reposition yourself throughout the day to reduce strain and stress on specific muscle groups. If you change job functions, adjust your chair to fit the new task.
- Proper ergonomic seating should help eliminate many of the work related injuries that result from poor posture and poorly designed chairs.

## TASK



### ADJUSTMENTS

- (2) Pneumatic seat height
- (8) Manual seat depth
- Back/lumbar height \*\*
- Swivel

## POSTURE TASK



### ADJUSTMENTS

- (2) Pneumatic seat height
- (3) Back angle
- (6) Back/lumbar height \*\*
- Seat depth \*
- Swivel

### NOTES

- \* Select models only.
- \*\* Ratchet back height adjustment on select models.
- Mechanisms shown are generic depictions and may differ from one chair to another.

## TILTER



### ADJUSTMENTS

- (1) Tilt tension
- (2) Pneumatic seat height
- (9) Multiple position tilt lock \*
- Center tilt action
- Swivel

## MULTI-TILTER



### ADJUSTMENTS

- (1) Tilt tension
- (2) Pneumatic seat height
- (3) Back angle adjustment
- (4) Seat angle
- (8) Sliding seat depth adjustment (MD)
- (9) Infinite position tilt lock
- Back/lumbar height \*\*
- Center tilt action
- Swivel

## SYNCHRO-TILTER



### ADJUSTMENTS

- (1) Tilt tension
- (2) Pneumatic seat height
- (9) Multiple position tilt lock/ synchro tilt action
- Anti kick back
- Back/lumbar height \*\*
- Swivel

## OPERATOR



### ADJUSTMENTS

- (2) Pneumatic seat height
- (3) Back angle \*(free float/lock)
- (4) Seat angle \*(free float/lock)
- Back/lumbar height \*\*
- With single lever operator mechanism, seat and back angle are controlled using lever 4 \*
- Swivel

**ABM**





model OTG13060



model OTG13061

**STANDARD FEATURES**

- Premium stacking guest chair.
- Front-load frame design allows chairs to stack easily.
- Durable Chrome steel frame.
- Black mesh back.
- Armchair features Black polypropylene armcaps.
- Seat can be upholstered in all Global grade 1 seating textiles or in Luxhide bonded leather (see page 130).

DESCRIPTION	MODEL# / FEATURES																																
 <p><b>Armchair, Mesh Back and Uph Seat</b>                      Unit weight: 16 LB   7.3 KG                      Carton weight: 19.33 LB   8.77 KG                      Carton volume: 14.75 FT<sup>3</sup>   0.41 MT<sup>3</sup></p>	<p>List price</p> <p><b>OTG13060</b> 310</p>																																
	<table border="1"> <thead> <tr> <th colspan="3">OVERALL DIMENSIONS</th> <th colspan="3">SEAT DIMENSIONS</th> <th colspan="2">BACK DIMENSIONS</th> </tr> <tr> <th>W</th> <th>D</th> <th>H</th> <th>W</th> <th>D</th> <th>H</th> <th>W</th> <th>H</th> </tr> </thead> <tbody> <tr> <td>IN 21</td> <td>22</td> <td>32</td> <td>18</td> <td>16.5</td> <td>18.25</td> <td>16</td> <td>14.5</td> </tr> <tr> <td>MM 533</td> <td>559</td> <td>813</td> <td>457</td> <td>419</td> <td>464</td> <td>406</td> <td>368</td> </tr> </tbody> </table>	OVERALL DIMENSIONS			SEAT DIMENSIONS			BACK DIMENSIONS		W	D	H	W	D	H	W	H	IN 21	22	32	18	16.5	18.25	16	14.5	MM 533	559	813	457	419	464	406	368
	OVERALL DIMENSIONS			SEAT DIMENSIONS			BACK DIMENSIONS																										
	W	D	H	W	D	H	W	H																									
IN 21	22	32	18	16.5	18.25	16	14.5																										
MM 533	559	813	457	419	464	406	368																										
<p>Ergonomic features: M, N</p> <p><b>RTA 00</b> 3 per carton</p>																																	
 <p><b>Armless Guest Chair, Mesh Back and Uph Seat</b>                      Unit weight: 14 LB   6.4 KG                      Carton weight: 15.5 LB   7.03 KG                      Carton volume: 16.25 FT<sup>3</sup>   0.46 MT<sup>3</sup></p>	<p>List price</p> <p><b>OTG13061</b> 285</p>																																
	<table border="1"> <thead> <tr> <th colspan="3">OVERALL DIMENSIONS</th> <th colspan="3">SEAT DIMENSIONS</th> <th colspan="2">BACK DIMENSIONS</th> </tr> <tr> <th>W</th> <th>D</th> <th>H</th> <th>W</th> <th>D</th> <th>H</th> <th>W</th> <th>H</th> </tr> </thead> <tbody> <tr> <td>IN 21</td> <td>22</td> <td>32</td> <td>18</td> <td>16.5</td> <td>18.25</td> <td>16</td> <td>14.5</td> </tr> <tr> <td>MM 533</td> <td>559</td> <td>813</td> <td>457</td> <td>419</td> <td>464</td> <td>406</td> <td>368</td> </tr> </tbody> </table>	OVERALL DIMENSIONS			SEAT DIMENSIONS			BACK DIMENSIONS		W	D	H	W	D	H	W	H	IN 21	22	32	18	16.5	18.25	16	14.5	MM 533	559	813	457	419	464	406	368
	OVERALL DIMENSIONS			SEAT DIMENSIONS			BACK DIMENSIONS																										
	W	D	H	W	D	H	W	H																									
IN 21	22	32	18	16.5	18.25	16	14.5																										
MM 533	559	813	457	419	464	406	368																										
<p>Ergonomic features: M, N</p> <p><b>RTA 00</b> 4 per carton</p>																																	



ACTIN



model OTG11950B

STANDARD FEATURES


- Value priced multi-tilter.
- Fully upholstered seat and back.
- Standard with height adjustable arms.
- Dual wheel carpet casters (C65) are standard.
- Upholstered in Black, Quilt (QL10) only.
- Compliant with the emissions guidelines set by the GREENGUARD Environmental Institute.

CHAIR ADJUSTMENTS

- Multi-tilter mechanism with infinite position tilt lock.
- Tilt tension adjustment.
- Independent back and seat angle adjustment.
- Seat depth adjustment.
- Ratchet back height adjustment.
- Pneumatic seat height adjustment.

OPTIONAL FEATURES

- Hard surface flooring casters (**C65R**) can be purchased separately. Add \$80/set.

DESCRIPTION	MODEL# / FEATURES	List price								
 <p><b>Medium Back Multi-Tilter</b>                      Unit weight: 47 LB   21.4 KG                      Carton weight: 53 LB   24.04 KG                      Carton volume: 7.5 FT<sup>3</sup>   0.21 MT<sup>3</sup></p>	<p><b>OTG11950B</b>                      Black Quilt fabric</p>	446								
		OVERALL DIMENSIONS			SEAT DIMENSIONS			BACK DIMENSIONS		
		W	D	H	W	D	H	W	H	
IN	26.5	23.5	39	20.5	17	17.5-21.5	19	19.5		
MM	673	597	991	521	432	445-546	483	495		
Ergonomic features: A, B, C, D, E, G, H, M, N, S		RTA 8	courier	1 per carton		GREENGUARD				

ALTONA



model OTG11616B

STANDARD FEATURES


- Altona offers comfort and generous proportions at an affordable price.
- Durable nylon arms are standard.
- Dual wheel carpet casters (C65) are standard.
- OTG11615B is upholstered in Black, Quilt (QL10).
- OTG11616B seating surfaces are upholstered in Black Luxhide bonded leather (PU30/BL20).
- Compliant with the emissions guidelines set by the GREENGUARD Environmental Institute.

CHAIR ADJUSTMENTS

- Tilter mechanism with upright tilt lock.
- Tilt tension adjustment.
- Pneumatic seat height adjustment.

OPTIONAL FEATURES

- Hard surface flooring casters (**C65R**) can be purchased separately. Add \$80/set.

DESCRIPTION	MODEL# / FEATURES	List price								
 <p><b>High Back Tilter</b>                      Unit weight: 32 LB   14.5 KG                      Carton weight: 37 LB   16.78 KG                      Carton volume: 4.56 FT<sup>3</sup>   0.12 MT<sup>3</sup></p>	<p><b>OTG11615B</b>                      Black Quilt fabric</p>	282								
		<p><b>OTG11616B</b>                      Black Luxhide leather</p>	299							
	OVERALL DIMENSIONS			SEAT DIMENSIONS			BACK DIMENSIONS			
W	D	H	W	D	H	W	H			
IN	24	26.5	41	20	19	16.5-20.5	20.5	23		
MM	610	673	1041	508	483	419-521	521	584		
Ergonomic features: A, B, C, M, N, S		RTA 8	courier	1 per carton		GREENGUARD				

AMIRA



model OTG13020

STANDARD FEATURES



- Mesh back and upholstered seat tilter chair.
- Soft sculpted frame design.
- Fixed loop arms.
- Black base with dual wheel carpet casters (C65) is standard.
- Seat can be upholstered in Black polyester with Black mesh back (**BLK**) or in Blue polyester with Blue/Grey mesh back (**BLU**).
- Compliant with the emissions guidelines set by the GREENGUARD Environmental Institute.

CHAIR ADJUSTMENTS

- Center tilt with upright position tilt lock.
- Tilt tension adjustment.
- Pneumatic seat height adjustment.

OPTIONAL FEATURES

- Hard surface flooring casters (**C65R**) can be purchased separately. Add \$80/set.

DESCRIPTION	MODEL# / FEATURES	List price								
 <p><b>Medium Mesh Back Tilter</b>                      Unit weight: 26 LB   11.8 KG                      Carton weight: 31 LB   14.06 KG                      Carton volume: 4.6 FT<sup>3</sup>   0.13 MT<sup>3</sup></p>	<b>OTG13020</b>	314								
		OVERALL DIMENSIONS			SEAT DIMENSIONS			BACK DIMENSIONS		
		W	D	H	W	D	H	W	H	
IN 23.5	25	40.5	20.5	18	17-21	18.5	21			
MM 597	635	1029	521	457	432-533	470	533			
Ergonomic features: A, B, C, M, N, S		RTA 8	courier	1 per carton						

## ANNAPOLIS



model MVL2732

### STANDARD FEATURES















- Simple function, great price.
- Canadian made.
- Durable nylon arms are standard.
- Dual wheel carpet casters (C65) are standard.
- MVL2732 and MVL2732-9 seating surfaces can be upholstered in Luxhide bonded leather, in various colors (see page 130).
- MVL2733 and MVL2733-9 can be upholstered in all Global grade 1 seating textiles (see page 130).
- Compliant with the emissions guidelines set by the GREENGUARD Environmental Institute.

### CHAIR ADJUSTMENTS

- Tilter mechanism with upright tilt lock.
- Tilt tension adjustment.
- Pneumatic seat height adjustment.

### OPTIONAL FEATURES

- For hard surface flooring casters, please specify (C65R). Add \$17/set

DESCRIPTION	MODEL# / FEATURES	List price																																	
 <p><b>High Back Tilter - Assembled</b> Unit weight: 36 LB   16.4 KG Carton weight: 40 LB   18.14 KG Carton volume: 11.5 FT³   0.32 MT³</p>	<b>MVL2732</b> Luxhide bonded leather  Ergonomic features: A, B, C, M, N, S	306																																	
		<table border="1"> <thead> <tr> <th colspan="3">OVERALL DIMENSIONS</th> <th colspan="3">SEAT DIMENSIONS</th> <th colspan="2">BACK DIMENSIONS</th> </tr> <tr> <th>W</th> <th>D</th> <th>H</th> <th>W</th> <th>D</th> <th>H</th> <th>W</th> <th>H</th> </tr> </thead> <tbody> <tr> <td>IN 25.5</td> <td>28</td> <td>43</td> <td>20.5</td> <td>19.5</td> <td>16-20</td> <td>20.5</td> <td>24</td> </tr> <tr> <td>MM 648</td> <td>711</td> <td>1092</td> <td>521</td> <td>495</td> <td>406-508</td> <td>521</td> <td>610</td> </tr> </tbody> </table>	OVERALL DIMENSIONS			SEAT DIMENSIONS			BACK DIMENSIONS		W	D	H	W	D	H	W	H	IN 25.5	28	43	20.5	19.5	16-20	20.5	24	MM 648	711	1092	521	495	406-508	521	610	RTA 1 1 per carton  
		OVERALL DIMENSIONS			SEAT DIMENSIONS			BACK DIMENSIONS																											
W	D	H	W	D	H	W	H																												
IN 25.5	28	43	20.5	19.5	16-20	20.5	24																												
MM 648	711	1092	521	495	406-508	521	610																												
 <p><b>High Back Tilter - Condensed Packaging</b> Unit weight: 36 LB   16.4 KG Carton weight: 40 LB   18.14 KG Carton volume: 6 FT³   0.16 MT³</p>	<b>MVL2732-9</b> Luxhide bonded leather  Ergonomic features: A, B, C, M, N, S	306																																	
		<table border="1"> <thead> <tr> <th colspan="3">OVERALL DIMENSIONS</th> <th colspan="3">SEAT DIMENSIONS</th> <th colspan="2">BACK DIMENSIONS</th> </tr> <tr> <th>W</th> <th>D</th> <th>H</th> <th>W</th> <th>D</th> <th>H</th> <th>W</th> <th>H</th> </tr> </thead> <tbody> <tr> <td>IN 25.5</td> <td>28</td> <td>43</td> <td>20.5</td> <td>19.5</td> <td>16-20</td> <td>20.5</td> <td>24</td> </tr> <tr> <td>MM 648</td> <td>711</td> <td>1092</td> <td>521</td> <td>495</td> <td>406-508</td> <td>521</td> <td>610</td> </tr> </tbody> </table>	OVERALL DIMENSIONS			SEAT DIMENSIONS			BACK DIMENSIONS		W	D	H	W	D	H	W	H	IN 25.5	28	43	20.5	19.5	16-20	20.5	24	MM 648	711	1092	521	495	406-508	521	610	RTA 8  1 per carton  
		OVERALL DIMENSIONS			SEAT DIMENSIONS			BACK DIMENSIONS																											
W	D	H	W	D	H	W	H																												
IN 25.5	28	43	20.5	19.5	16-20	20.5	24																												
MM 648	711	1092	521	495	406-508	521	610																												
 <p><b>High Back Tilter - Assembled</b> Unit weight: 36 LB   16.4 KG Carton weight: 40 LB   18.14 KG Carton volume: 11.5 FT³   0.32 MT³</p>	<b>MVL2733</b> Fabric  Ergonomic features: A, B, C, M, N, S	306																																	
		<table border="1"> <thead> <tr> <th colspan="3">OVERALL DIMENSIONS</th> <th colspan="3">SEAT DIMENSIONS</th> <th colspan="2">BACK DIMENSIONS</th> </tr> <tr> <th>W</th> <th>D</th> <th>H</th> <th>W</th> <th>D</th> <th>H</th> <th>W</th> <th>H</th> </tr> </thead> <tbody> <tr> <td>IN 25.5</td> <td>28</td> <td>43</td> <td>20.5</td> <td>19.5</td> <td>16-20</td> <td>20.5</td> <td>24</td> </tr> <tr> <td>MM 648</td> <td>711</td> <td>1092</td> <td>521</td> <td>495</td> <td>406-508</td> <td>521</td> <td>610</td> </tr> </tbody> </table>	OVERALL DIMENSIONS			SEAT DIMENSIONS			BACK DIMENSIONS		W	D	H	W	D	H	W	H	IN 25.5	28	43	20.5	19.5	16-20	20.5	24	MM 648	711	1092	521	495	406-508	521	610	RTA 1 1 per carton  
		OVERALL DIMENSIONS			SEAT DIMENSIONS			BACK DIMENSIONS																											
W	D	H	W	D	H	W	H																												
IN 25.5	28	43	20.5	19.5	16-20	20.5	24																												
MM 648	711	1092	521	495	406-508	521	610																												
 <p><b>High Back Tilter - Condensed Packaging</b> Unit weight: 36 LB   16.4 KG Carton weight: 40 LB   18.14 KG Carton volume: 6 FT³   0.16 MT³</p>	<b>MVL2733-9</b> Fabric  Ergonomic features: A, B, C, M, N, S	306																																	
		<table border="1"> <thead> <tr> <th colspan="3">OVERALL DIMENSIONS</th> <th colspan="3">SEAT DIMENSIONS</th> <th colspan="2">BACK DIMENSIONS</th> </tr> <tr> <th>W</th> <th>D</th> <th>H</th> <th>W</th> <th>D</th> <th>H</th> <th>W</th> <th>H</th> </tr> </thead> <tbody> <tr> <td>IN 25.5</td> <td>28</td> <td>43</td> <td>20.5</td> <td>19.5</td> <td>16-20</td> <td>20.5</td> <td>24</td> </tr> <tr> <td>MM 648</td> <td>711</td> <td>1092</td> <td>521</td> <td>495</td> <td>406-508</td> <td>521</td> <td>610</td> </tr> </tbody> </table>	OVERALL DIMENSIONS			SEAT DIMENSIONS			BACK DIMENSIONS		W	D	H	W	D	H	W	H	IN 25.5	28	43	20.5	19.5	16-20	20.5	24	MM 648	711	1092	521	495	406-508	521	610	RTA 8  1 per carton  
		OVERALL DIMENSIONS			SEAT DIMENSIONS			BACK DIMENSIONS																											
W	D	H	W	D	H	W	H																												
IN 25.5	28	43	20.5	19.5	16-20	20.5	24																												
MM 648	711	1092	521	495	406-508	521	610																												

ARCHER



model MVL3161

STANDARD FEATURES






- Canadian made.
- Upholstered seat and polyamide patterned mesh back.
- Standard with height and width adjustable arms with soft self-skinned urethane (SSU) armcaps.
- Dual wheel carpet casters (C1) are standard.
- Mesh back can be upholstered in Black (MT70), Blackberry (MT74), Chestnut (MT75), Navy (MT72), Red (MT71) and Toffee (MT73).
- Seating surface can be upholstered in Luxhide bonded leather, in various colors or in all Global grade 1 seating textiles (see page 130).
- Compliant with the emissions guidelines set by the GREENGUARD Environmental Institute.

CHAIR ADJUSTMENTS

- Synchro tilt mechanism with upright position tilt lock.
- Tilt tension adjustment.
- Pneumatic seat height adjustment.

OPTIONAL FEATURES

- For hard surface flooring casters, please specify (C9R). Add \$17/set.

DESCRIPTION		MODEL# / FEATURES																																				
 <p><b>Synchro-Tilter, Mesh High Back and Uph Seat</b>                      Unit weight: 41 LB   18.6 KG                      Carton weight: 53 LB   24.04 KG                      Carton volume: 10.5 FT³   0.29 MT³</p>		List price																																				
		<b>MVL3161</b>	563																																			
		Luxhide bonded leather or fabric (previously MVL3161F)																																				
		Ergonomic features: A, B, C, H, L, M, N, Q																																				
		  1 per carton  																																				
		<table border="1"> <thead> <tr> <th colspan="3">OVERALL DIMENSIONS</th> <th colspan="3">SEAT DIMENSIONS</th> <th colspan="2">BACK DIMENSIONS</th> </tr> <tr> <th></th> <th>W</th> <th>D</th> <th>H</th> <th>W</th> <th>D</th> <th>H</th> <th>W</th> <th>H</th> </tr> </thead> <tbody> <tr> <td>IN</td> <td>25</td> <td>22.5</td> <td>41</td> <td>20.5</td> <td>17.5</td> <td>16-21</td> <td>19.5</td> <td>23</td> </tr> <tr> <td>MM</td> <td>635</td> <td>572</td> <td>1041</td> <td>521</td> <td>445</td> <td>406-533</td> <td>495</td> <td>584</td> </tr> </tbody> </table>		OVERALL DIMENSIONS			SEAT DIMENSIONS			BACK DIMENSIONS			W	D	H	W	D	H	W	H	IN	25	22.5	41	20.5	17.5	16-21	19.5	23	MM	635	572	1041	521	445	406-533	495	584
OVERALL DIMENSIONS			SEAT DIMENSIONS			BACK DIMENSIONS																																
	W	D	H	W	D	H	W	H																														
IN	25	22.5	41	20.5	17.5	16-21	19.5	23																														
MM	635	572	1041	521	445	406-533	495	584																														

ASHMONT



model MVL2780



model MVL2782

STANDARD FEATURES




- Canadian made.
- Soft deep cushions on seat and back offer plush comfort.
- Management chairs: Height adjustable T-arms with durable self-skinned urethane (SSU) armcaps.
- Guest chairs: Upholstered armcaps, oval steel tube frame and sled base.
- Dual wheel carpet casters (C65) are standard (except guest chairs).
- Seating surfaces can be upholstered in Luxhide bonded leather, in various colors or in all Global grade 1 seating textiles (see page 130).
- Compliant with the emissions guidelines set by the GREENGUARD Environmental Institute.

MANAGEMENT CHAIR ADJUSTMENTS

- Center tilt with upright position tilt lock.
- Tilt tension adjustment.
- Pneumatic seat height adjustment.

OPTIONAL FEATURES

- For hard surface flooring casters, please specify (C65R). Add \$17/set

DESCRIPTION	MODEL# / FEATURES																																
 <p><b>HB Management Tilter w/Height Adjustable Arms</b>                      Unit weight: 50 LB   22.7 KG                      Carton weight: 55 LB   24.95 KG                      Carton volume: 10.5 FT<sup>3</sup>   0.29 MT<sup>3</sup></p>	<p>List price</p> <p><b>MVL2780</b> 594                      Luxhide bonded leather or fabric (previously MVL2780F)</p> <table border="1"> <thead> <tr> <th colspan="3">OVERALL DIMENSIONS</th> <th colspan="3">SEAT DIMENSIONS</th> <th colspan="2">BACK DIMENSIONS</th> </tr> <tr> <th>W</th> <th>D</th> <th>H</th> <th>W</th> <th>D</th> <th>H</th> <th>W</th> <th>H</th> </tr> </thead> <tbody> <tr> <td>IN 27</td> <td>28</td> <td>42</td> <td>21</td> <td>18</td> <td>16-21</td> <td>21</td> <td>25</td> </tr> <tr> <td>MM 686</td> <td>711</td> <td>1067</td> <td>533</td> <td>457</td> <td>406-533</td> <td>533</td> <td>635</td> </tr> </tbody> </table> <p>Ergonomic features: A, B, C, H, M, N, S</p> <p>RTA 8 courier 1 per carton CANADA GREENGUARD</p>	OVERALL DIMENSIONS			SEAT DIMENSIONS			BACK DIMENSIONS		W	D	H	W	D	H	W	H	IN 27	28	42	21	18	16-21	21	25	MM 686	711	1067	533	457	406-533	533	635
	OVERALL DIMENSIONS			SEAT DIMENSIONS			BACK DIMENSIONS																										
	W	D	H	W	D	H	W	H																									
IN 27	28	42	21	18	16-21	21	25																										
MM 686	711	1067	533	457	406-533	533	635																										
 <p><b>MB Management Tilter w/Height Adjustable Arms</b>                      Unit weight: 47 LB   21.4 KG                      Carton weight: 52 LB   23.59 KG                      Carton volume: 10.5 FT<sup>3</sup>   0.29 MT<sup>3</sup></p>	<p>List price</p> <p><b>MVL2781</b> 564                      Luxhide bonded leather or fabric (previously MVL2781F)</p> <table border="1"> <thead> <tr> <th colspan="3">OVERALL DIMENSIONS</th> <th colspan="3">SEAT DIMENSIONS</th> <th colspan="2">BACK DIMENSIONS</th> </tr> <tr> <th>W</th> <th>D</th> <th>H</th> <th>W</th> <th>D</th> <th>H</th> <th>W</th> <th>H</th> </tr> </thead> <tbody> <tr> <td>IN 27</td> <td>28</td> <td>39</td> <td>21</td> <td>18</td> <td>16-21</td> <td>21</td> <td>22</td> </tr> <tr> <td>MM 686</td> <td>711</td> <td>991</td> <td>533</td> <td>457</td> <td>406-533</td> <td>533</td> <td>559</td> </tr> </tbody> </table> <p>Ergonomic features: A, B, C, H, M, N, S</p> <p>RTA 8 courier 1 per carton CANADA GREENGUARD</p>	OVERALL DIMENSIONS			SEAT DIMENSIONS			BACK DIMENSIONS		W	D	H	W	D	H	W	H	IN 27	28	39	21	18	16-21	21	22	MM 686	711	991	533	457	406-533	533	559
	OVERALL DIMENSIONS			SEAT DIMENSIONS			BACK DIMENSIONS																										
	W	D	H	W	D	H	W	H																									
IN 27	28	39	21	18	16-21	21	22																										
MM 686	711	991	533	457	406-533	533	559																										
 <p><b>MB Guest Chair - Sled Base</b>                      Unit weight: 33 LB   15 KG                      Carton weight: 38 LB   17.24 KG                      Carton volume: 8.5 FT<sup>3</sup>   0.24 MT<sup>3</sup></p>	<p>List price</p> <p><b>MVL2782</b> 423                      Luxhide bonded leather or fabric (previously MVL2782F)</p> <table border="1"> <thead> <tr> <th colspan="3">OVERALL DIMENSIONS</th> <th colspan="3">SEAT DIMENSIONS</th> <th colspan="2">BACK DIMENSIONS</th> </tr> <tr> <th>W</th> <th>D</th> <th>H</th> <th>W</th> <th>D</th> <th>H</th> <th>W</th> <th>H</th> </tr> </thead> <tbody> <tr> <td>IN 24.5</td> <td>25.5</td> <td>36.5</td> <td>21</td> <td>18</td> <td>17</td> <td>21</td> <td>18</td> </tr> <tr> <td>MM 622</td> <td>648</td> <td>927</td> <td>533</td> <td>457</td> <td>432</td> <td>533</td> <td>457</td> </tr> </tbody> </table> <p>Ergonomic features: M, N</p> <p>RTA 8 courier 1 per carton CANADA GREENGUARD</p>	OVERALL DIMENSIONS			SEAT DIMENSIONS			BACK DIMENSIONS		W	D	H	W	D	H	W	H	IN 24.5	25.5	36.5	21	18	17	21	18	MM 622	648	927	533	457	432	533	457
	OVERALL DIMENSIONS			SEAT DIMENSIONS			BACK DIMENSIONS																										
	W	D	H	W	D	H	W	H																									
IN 24.5	25.5	36.5	21	18	17	21	18																										
MM 622	648	927	533	457	432	533	457																										

ASHTON



model OTG11858B

STANDARD FEATURES







- Management and boardroom chair available in medium back or high back.
- Unique seat suspension and segmented cushions offer a very plush feel.
- Chrome arms with upholstered armrests.
- Chrome base.
- Dual wheel carpet casters (C65) are standard.
- Seating surfaces are upholstered in Black Luxhide bonded leather.
- Compliant with the emissions guidelines set by the GREENGUARD Environmental Institute.

CHAIR ADJUSTMENTS

- Center tilt with upright position tilt lock.
- Tilt tension adjustment.
- Pneumatic seat height adjustment.

OPTIONAL FEATURES

- Hard surface flooring casters (**C65R**) can be purchased separately. Add \$80/set.

DESCRIPTION	MODEL# / FEATURES	List price																																		
 <p><b>High Back Tilter</b> Unit weight: 39 LB   17.7 KG Carton weight: 44.83 LB   20.33 KG Carton volume: 5.76 FT³   0.16 MT³</p>	<b>OTG11858B</b>	495																																		
	<table border="1"> <thead> <tr> <th rowspan="2"></th> <th colspan="3">OVERALL DIMENSIONS</th> <th colspan="3">SEAT DIMENSIONS</th> <th colspan="2">BACK DIMENSIONS</th> </tr> <tr> <th>W</th> <th>D</th> <th>H</th> <th>W</th> <th>D</th> <th>H</th> <th>W</th> <th>H</th> </tr> </thead> <tbody> <tr> <td>IN</td> <td>26</td> <td>25.5</td> <td>44.5</td> <td>21</td> <td>18</td> <td>18.5-22</td> <td>19.5</td> <td>24</td> </tr> <tr> <td>MM</td> <td>660</td> <td>648</td> <td>1130</td> <td>533</td> <td>457</td> <td>470-559</td> <td>495</td> <td>610</td> </tr> </tbody> </table> <p>Ergonomic features: A, B, C, M, N, S</p> <p>RTA 8  1 per carton </p>		OVERALL DIMENSIONS			SEAT DIMENSIONS			BACK DIMENSIONS		W	D	H	W	D	H	W	H	IN	26	25.5	44.5	21	18	18.5-22	19.5	24	MM	660	648	1130	533	457	470-559	495	610
	OVERALL DIMENSIONS			SEAT DIMENSIONS			BACK DIMENSIONS																													
	W	D	H	W	D	H	W	H																												
IN	26	25.5	44.5	21	18	18.5-22	19.5	24																												
MM	660	648	1130	533	457	470-559	495	610																												
 <p><b>Medium Back Tilter</b> Unit weight: 36 LB   16.4 KG Carton weight: 42 LB   19.05 KG Carton volume: 4.8 FT³   0.13 MT³</p>	<b>OTG11859B</b>	470																																		
	<table border="1"> <thead> <tr> <th rowspan="2"></th> <th colspan="3">OVERALL DIMENSIONS</th> <th colspan="3">SEAT DIMENSIONS</th> <th colspan="2">BACK DIMENSIONS</th> </tr> <tr> <th>W</th> <th>D</th> <th>H</th> <th>W</th> <th>D</th> <th>H</th> <th>W</th> <th>H</th> </tr> </thead> <tbody> <tr> <td>IN</td> <td>26</td> <td>25.5</td> <td>38</td> <td>21</td> <td>18</td> <td>18.5-22</td> <td>19.5</td> <td>18</td> </tr> <tr> <td>MM</td> <td>660</td> <td>648</td> <td>965</td> <td>533</td> <td>457</td> <td>470-559</td> <td>495</td> <td>457</td> </tr> </tbody> </table> <p>Ergonomic features: A, B, C, M, N, S</p> <p>RTA 8  1 per carton </p>		OVERALL DIMENSIONS			SEAT DIMENSIONS			BACK DIMENSIONS		W	D	H	W	D	H	W	H	IN	26	25.5	38	21	18	18.5-22	19.5	18	MM	660	648	965	533	457	470-559	495	457
	OVERALL DIMENSIONS			SEAT DIMENSIONS			BACK DIMENSIONS																													
	W	D	H	W	D	H	W	H																												
IN	26	25.5	38	21	18	18.5-22	19.5	18																												
MM	660	648	965	533	457	470-559	495	457																												

AVRO



model MVL3101



model MVL3123



model MVL3114



model MVL3107

STANDARD FEATURES

- Avro features improved ergonomics, custom support and a streamlined profile – the perfect balance between functionality and style.
- Ergonomic seating, Canadian made.
- Available with five different mechanism options: synchro-tilter, multi-tilter, tilter, task and weight sensing synchro-tilter. Height adjustable chairs available with task mechanism only.
- Standard with height adjustable arms with durable self-skinned urethane (SSU) armcaps (except armless models).
- Dual wheel carpet casters (C1) are standard on all models.
- Mesh back and mesh seat models can only be upholstered in Black mesh (MS69).
- Mesh back and upholstered seat models: Mesh back is available in Black (MS69), Natural (MS74) and Stone (MS71).
- Seats can be upholstered in Luxhide bonded leather (various colors) or in all Global grade 1 seating textiles (see page 130).
- Compliant with the emissions guidelines set by the GREENGUARD Environmental Institute.

OPTIONAL FEATURES



- For hard surface flooring casters, please specify (C9R). Add \$17/set.
- For optional Polished Aluminum base, please specify (ALU). Add \$110.
- For optional height and width adjustable T-arms with sliding, articulating armcaps, please specify (G1). Add \$60.

ALTERNATE TEXTILE OPTIONS

- Graded-in and GPM textiles are available with a minimum of 10 units purchased. Contact Customer Service for further details.

CHAIR ADJUSTMENTS

- **Synchro-tilter chairs**
  - Synchro tilt with multi position tilt lock.
  - Tilt tension adjustment.
  - Height and depth adjustable lumbar support.
  - Pneumatic seat height adjustment.
- **Multi-tilter chairs**
  - Infinite position tilt lock.
  - Tilt tension adjustment.
  - Independent back and seat angle adjustment.
  - Side activated sliding seat depth adjustment.
  - Height and depth adjustable lumbar support.
  - Pneumatic seat height adjustment.
- **Tilter chairs**
  - Center tilt with upright position tilt lock.
  - Tilt tension adjustment.
  - Height and depth adjustable lumbar support.
  - Pneumatic seat height adjustment.
- **Task chairs**
  - Manual bolt seat depth adjustment.
  - Height and depth adjustable lumbar support.
  - Pneumatic seat height adjustment.
- **Weight sensing synchro-tilter chairs**
  - Synchro tilt with multi position tilt lock.
  - Automatic tilt tension adjustment.
  - Side activated sliding seat depth adjustment.
  - Height and depth adjustable lumbar support.
  - Pneumatic seat height adjustment.
- **Height adjustable chairs**
  - Task mechanism.
  - Height and depth adjustable lumbar support.
  - Pneumatic seat height adjustment.
  - Height adjustable Chrome footrest.

DESCRIPTION	MODEL# / FEATURES																																			
 <p><b>Synchro-Tilter, Mesh Back and Uph Seat</b> Unit weight: 42 LB   19.1 KG Carton weight: 51 LB   23.13 KG Carton volume: 10.5 FT³   0.29 MT³</p>	<p>List price</p> <p><b>MVL3101</b> 602 Luxhide bonded leather or fabric (previously MVL3101F)</p> <table border="1"> <thead> <tr> <th rowspan="2"></th> <th colspan="3">OVERALL DIMENSIONS</th> <th colspan="3">SEAT DIMENSIONS</th> <th colspan="2">BACK DIMENSIONS</th> </tr> <tr> <th>W</th> <th>D</th> <th>H</th> <th>W</th> <th>D</th> <th>H</th> <th>W</th> <th>H</th> </tr> </thead> <tbody> <tr> <td>IN</td> <td>26</td> <td>27</td> <td>38.5</td> <td>20</td> <td>18.5</td> <td>16.5-21.5</td> <td>19.5</td> <td>20</td> </tr> <tr> <td>MM</td> <td>660</td> <td>686</td> <td>978</td> <td>508</td> <td>470</td> <td>419-546</td> <td>495</td> <td>508</td> </tr> </tbody> </table> <p>Ergonomic features: A, B, C, D, H, L, M, N, V</p> <p>RTA 2 courier 1 per carton CANADA CENOSAT</p>		OVERALL DIMENSIONS			SEAT DIMENSIONS			BACK DIMENSIONS		W	D	H	W	D	H	W	H	IN	26	27	38.5	20	18.5	16.5-21.5	19.5	20	MM	660	686	978	508	470	419-546	495	508
			OVERALL DIMENSIONS			SEAT DIMENSIONS			BACK DIMENSIONS																											
W		D	H	W	D	H	W	H																												
IN	26	27	38.5	20	18.5	16.5-21.5	19.5	20																												
MM	660	686	978	508	470	419-546	495	508																												
 <p><b>Multi-Tilter, Mesh Back and Uph Seat</b> Unit weight: 47 LB   21.4 KG Carton weight: 56 LB   25.4 KG Carton volume: 10.5 FT³   0.29 MT³</p>	<p>List price</p> <p><b>MVL3103</b> 649 Luxhide bonded leather or fabric (previously MVL3103F)</p> <table border="1"> <thead> <tr> <th rowspan="2"></th> <th colspan="3">OVERALL DIMENSIONS</th> <th colspan="3">SEAT DIMENSIONS</th> <th colspan="2">BACK DIMENSIONS</th> </tr> <tr> <th>W</th> <th>D</th> <th>H</th> <th>W</th> <th>D</th> <th>H</th> <th>W</th> <th>H</th> </tr> </thead> <tbody> <tr> <td>IN</td> <td>26</td> <td>27</td> <td>39.5</td> <td>20</td> <td>17.5-20.5</td> <td>17.5-22.5</td> <td>19.5</td> <td>20</td> </tr> <tr> <td>MM</td> <td>660</td> <td>686</td> <td>1003</td> <td>508</td> <td>445-521</td> <td>445-572</td> <td>495</td> <td>508</td> </tr> </tbody> </table> <p>Ergonomic features: A, B, C, D, E, F, G, H, M, N, S, V</p> <p>RTA 2 courier 1 per carton CANADA CENOSAT</p>		OVERALL DIMENSIONS			SEAT DIMENSIONS			BACK DIMENSIONS		W	D	H	W	D	H	W	H	IN	26	27	39.5	20	17.5-20.5	17.5-22.5	19.5	20	MM	660	686	1003	508	445-521	445-572	495	508
			OVERALL DIMENSIONS			SEAT DIMENSIONS			BACK DIMENSIONS																											
W		D	H	W	D	H	W	H																												
IN	26	27	39.5	20	17.5-20.5	17.5-22.5	19.5	20																												
MM	660	686	1003	508	445-521	445-572	495	508																												

**DESCRIPTION MODEL# / FEATURES**



**Tilter, Mesh Back and Uph Seat**  
 Unit weight: 36 LB | 16.4 KG  
 Carton weight: 45 LB | 20.41 KG  
 Carton volume: 10.5 FT³ | 0.29 MT³

List price

**MVL3104** 579  
 Luxhide bonded leather  
 or fabric (previously MVL3104F)

	OVERALL DIMENSIONS			SEAT DIMENSIONS			BACK DIMENSIONS	
	W	D	H	W	D	H	W	H
IN	26	27	38	20	18.5	16-21	19.5	20
MM	660	686	965	508	470	406-533	495	508

Ergonomic features:  
 A, B, C, D, H, M, N, S, V



1 per carton



**Task, Mesh Back and Uph Seat**  
 Unit weight: 31 LB | 14.1 KG  
 Carton weight: 40 LB | 18.14 KG  
 Carton volume: 10.5 FT³ | 0.29 MT³

List price

**MVL3106** 536  
 Luxhide bonded leather  
 or fabric (previously MVL3106F)

	OVERALL DIMENSIONS			SEAT DIMENSIONS			BACK DIMENSIONS	
	W	D	H	W	D	H	W	H
IN	26	27	38	20	18.5	16-21	19.5	20
MM	660	686	965	508	470	406-533	495	508

Ergonomic features:  
 C, D, E, H, M, N, V



1 per carton



**Armless Height Adjustable Chair, Mesh Back and Uph Seat**  
 Unit weight: 30 LB | 13.6 KG  
 Carton weight: 39 LB | 17.69 KG  
 Carton volume: 10.5 FT³ | 0.29 MT³

List price

**MVL3107** 626  
 Luxhide bonded leather  
 or fabric (previously MVL3107F)

	OVERALL DIMENSIONS			SEAT DIMENSIONS			BACK DIMENSIONS	
	W	D	H	W	D	H	W	H
IN	20	27	48	20	18.5	23-33	19.5	20
MM	508	686	1219	508	470	584-838	495	508

Ergonomic features:  
 C, D, M, N, V



1 per carton



**Weight Sensing Synchro-Tilter, Mesh Back and Uph Seat**  
 Unit weight: 42 LB | 19.1 KG  
 Carton weight: 51 LB | 23.13 KG  
 Carton volume: 10.5 FT³ | 0.29 MT³

List price

**MVL3108** 709  
 Luxhide bonded leather  
 or fabric (previously MVL3108F)

	OVERALL DIMENSIONS			SEAT DIMENSIONS			BACK DIMENSIONS	
	W	D	H	W	D	H	W	H
IN	26	27	39	20	17.5-20.5	16.5-21.5	19.5	20
MM	660	686	991	508	445-521	419-546	495	508

Ergonomic features:  
 A, B, C, D, E, H, L, M, N, V



1 per carton



**Height Adjustable Chair w/Arms, Mesh Back and Uph Seat**  
 Unit weight: 36 LB | 16.4 KG  
 Carton weight: 45 LB | 20.41 KG  
 Carton volume: 10.5 FT³ | 0.29 MT³

List price

**MVL3109** 686  
 Luxhide bonded leather  
 or fabric (previously MVL3109F)

	OVERALL DIMENSIONS			SEAT DIMENSIONS			BACK DIMENSIONS	
	W	D	H	W	D	H	W	H
IN	26	27	48	20	18.5	23-33	19.5	20
MM	660	686	1219	508	470	584-838	495	508


























Ergonomic features:  
 C, D, H, M, N, V



1 per carton





DESCRIPTION	MODEL# / FEATURES																																				
 <p><b>Synchro-Tilter, Uph Back and Seat</b>                      Unit weight: 43 LB   19.5 KG                      Carton weight: 52 LB   23.59 KG                      Carton volume: 10.5 FT³   0.29 MT³</p>	List price <b>MVL3111</b> 671 Luxhide bonded leather or fabric (previously MVL3111F)																																				
	<table border="1"> <thead> <tr> <th rowspan="2"></th> <th colspan="3">OVERALL DIMENSIONS</th> <th colspan="3">SEAT DIMENSIONS</th> <th colspan="2">BACK DIMENSIONS</th> </tr> <tr> <th>W</th> <th>D</th> <th>H</th> <th>W</th> <th>D</th> <th>H</th> <th>W</th> <th>H</th> </tr> </thead> <tbody> <tr> <td>IN</td> <td>26</td> <td>27</td> <td>38.5</td> <td>20</td> <td>18.5</td> <td>16.5-21.5</td> <td>19.5</td> <td>20</td> </tr> <tr> <td>MM</td> <td>660</td> <td>686</td> <td>978</td> <td>508</td> <td>470</td> <td>419-546</td> <td>495</td> <td>508</td> </tr> </tbody> </table>		OVERALL DIMENSIONS			SEAT DIMENSIONS			BACK DIMENSIONS		W	D	H	W	D	H	W	H	IN	26	27	38.5	20	18.5	16.5-21.5	19.5	20	MM	660	686	978	508	470	419-546	495	508	Ergonomic features: A, B, C, D, H, L, M, N, V
			OVERALL DIMENSIONS			SEAT DIMENSIONS			BACK DIMENSIONS																												
		W	D	H	W	D	H	W	H																												
IN	26	27	38.5	20	18.5	16.5-21.5	19.5	20																													
MM	660	686	978	508	470	419-546	495	508																													
  1 per carton	 																																				
 <p><b>Multi-Tilter, Uph Back and Seat</b>                      Unit weight: 48 LB   21.8 KG                      Carton weight: 57 LB   25.85 KG                      Carton volume: 10.5 FT³   0.29 MT³</p>	List price <b>MVL3113</b> 719 Luxhide bonded leather or fabric (previously MVL3113F)																																				
	<table border="1"> <thead> <tr> <th rowspan="2"></th> <th colspan="3">OVERALL DIMENSIONS</th> <th colspan="3">SEAT DIMENSIONS</th> <th colspan="2">BACK DIMENSIONS</th> </tr> <tr> <th>W</th> <th>D</th> <th>H</th> <th>W</th> <th>D</th> <th>H</th> <th>W</th> <th>H</th> </tr> </thead> <tbody> <tr> <td>IN</td> <td>26</td> <td>27</td> <td>39.5</td> <td>20</td> <td>17.5-20.5</td> <td>17.5-22.5</td> <td>19.5</td> <td>20</td> </tr> <tr> <td>MM</td> <td>660</td> <td>686</td> <td>1003</td> <td>508</td> <td>445-521</td> <td>445-572</td> <td>495</td> <td>508</td> </tr> </tbody> </table>		OVERALL DIMENSIONS			SEAT DIMENSIONS			BACK DIMENSIONS		W	D	H	W	D	H	W	H	IN	26	27	39.5	20	17.5-20.5	17.5-22.5	19.5	20	MM	660	686	1003	508	445-521	445-572	495	508	Ergonomic features: A, B, C, D, E, F, G, H, M, N, S, V
			OVERALL DIMENSIONS			SEAT DIMENSIONS			BACK DIMENSIONS																												
		W	D	H	W	D	H	W	H																												
IN	26	27	39.5	20	17.5-20.5	17.5-22.5	19.5	20																													
MM	660	686	1003	508	445-521	445-572	495	508																													
  1 per carton	 																																				
 <p><b>Tilter, Uph Back and Seat</b>                      Unit weight: 37 LB   16.8 KG                      Carton weight: 46 LB   20.87 KG                      Carton volume: 10.5 FT³   0.29 MT³</p>	List price <b>MVL3114</b> 649 Luxhide bonded leather or fabric (previously MVL3114F)																																				
	<table border="1"> <thead> <tr> <th rowspan="2"></th> <th colspan="3">OVERALL DIMENSIONS</th> <th colspan="3">SEAT DIMENSIONS</th> <th colspan="2">BACK DIMENSIONS</th> </tr> <tr> <th>W</th> <th>D</th> <th>H</th> <th>W</th> <th>D</th> <th>H</th> <th>W</th> <th>H</th> </tr> </thead> <tbody> <tr> <td>IN</td> <td>26</td> <td>27</td> <td>38</td> <td>20</td> <td>18.5</td> <td>16-21</td> <td>19.5</td> <td>20</td> </tr> <tr> <td>MM</td> <td>660</td> <td>686</td> <td>965</td> <td>508</td> <td>470</td> <td>406-533</td> <td>495</td> <td>508</td> </tr> </tbody> </table>		OVERALL DIMENSIONS			SEAT DIMENSIONS			BACK DIMENSIONS		W	D	H	W	D	H	W	H	IN	26	27	38	20	18.5	16-21	19.5	20	MM	660	686	965	508	470	406-533	495	508	Ergonomic features: A, B, C, D, H, M, N, S, V
			OVERALL DIMENSIONS			SEAT DIMENSIONS			BACK DIMENSIONS																												
		W	D	H	W	D	H	W	H																												
IN	26	27	38	20	18.5	16-21	19.5	20																													
MM	660	686	965	508	470	406-533	495	508																													
  1 per carton	 																																				
 <p><b>Task, Uph Back and Seat</b>                      Unit weight: 32 LB   14.5 KG                      Carton weight: 41 LB   18.6 KG                      Carton volume: 10.5 FT³   0.29 MT³</p>	List price <b>MVL3116</b> 605 Luxhide bonded leather or fabric (previously MVL3116F)																																				
	<table border="1"> <thead> <tr> <th rowspan="2"></th> <th colspan="3">OVERALL DIMENSIONS</th> <th colspan="3">SEAT DIMENSIONS</th> <th colspan="2">BACK DIMENSIONS</th> </tr> <tr> <th>W</th> <th>D</th> <th>H</th> <th>W</th> <th>D</th> <th>H</th> <th>W</th> <th>H</th> </tr> </thead> <tbody> <tr> <td>IN</td> <td>26</td> <td>27</td> <td>38</td> <td>20</td> <td>18.5</td> <td>16-21</td> <td>19.5</td> <td>20</td> </tr> <tr> <td>MM</td> <td>660</td> <td>686</td> <td>965</td> <td>508</td> <td>470</td> <td>406-533</td> <td>495</td> <td>508</td> </tr> </tbody> </table>		OVERALL DIMENSIONS			SEAT DIMENSIONS			BACK DIMENSIONS		W	D	H	W	D	H	W	H	IN	26	27	38	20	18.5	16-21	19.5	20	MM	660	686	965	508	470	406-533	495	508	Ergonomic features: C, D, E, H, M, N, V
			OVERALL DIMENSIONS			SEAT DIMENSIONS			BACK DIMENSIONS																												
		W	D	H	W	D	H	W	H																												
IN	26	27	38	20	18.5	16-21	19.5	20																													
MM	660	686	965	508	470	406-533	495	508																													
  1 per carton	 																																				
 <p><b>Armless Height Adjustable Chair, Uph Back and Seat</b>                      Unit weight: 31 LB   14.1 KG                      Carton weight: 40 LB   18.14 KG                      Carton volume: 10.5 FT³   0.29 MT³</p>	List price <b>MVL3117</b> 696 Luxhide bonded leather or fabric (previously MVL3117F)																																				
	<table border="1"> <thead> <tr> <th rowspan="2"></th> <th colspan="3">OVERALL DIMENSIONS</th> <th colspan="3">SEAT DIMENSIONS</th> <th colspan="2">BACK DIMENSIONS</th> </tr> <tr> <th>W</th> <th>D</th> <th>H</th> <th>W</th> <th>D</th> <th>H</th> <th>W</th> <th>H</th> </tr> </thead> <tbody> <tr> <td>IN</td> <td>20</td> <td>27</td> <td>48</td> <td>20</td> <td>18.5</td> <td>23-33</td> <td>19.5</td> <td>20</td> </tr> <tr> <td>MM</td> <td>508</td> <td>686</td> <td>1219</td> <td>508</td> <td>470</td> <td>584-838</td> <td>495</td> <td>508</td> </tr> </tbody> </table>		OVERALL DIMENSIONS			SEAT DIMENSIONS			BACK DIMENSIONS		W	D	H	W	D	H	W	H	IN	20	27	48	20	18.5	23-33	19.5	20	MM	508	686	1219	508	470	584-838	495	508	Ergonomic features: C, D, M, N, V
			OVERALL DIMENSIONS			SEAT DIMENSIONS			BACK DIMENSIONS																												
		W	D	H	W	D	H	W	H																												
IN	20	27	48	20	18.5	23-33	19.5	20																													
MM	508	686	1219	508	470	584-838	495	508																													
  1 per carton	 																																				

DESCRIPTION

MODEL# / FEATURES



**Weight Sensing Synchro-Tilter, Uph Back and Seat**

Unit weight: 43 LB | 19.5 KG  
 Carton weight: 52 LB | 23.59 KG  
 Carton volume: 10.5 FT³ | 0.29 MT³

List price

**MVL3118** 778  
 Luxhide bonded leather  
 or fabric (previously MVL3118F)

Ergonomic features:  
 A, B, C, D, E, H, L, M, N, V

	OVERALL DIMENSIONS			SEAT DIMENSIONS			BACK DIMENSIONS	
	W	D	H	W	D	H	W	H

IN	26	27	39	20	17.5-20.5	16.5-21.5	19.5	20
MM	660	686	991	508	445-521	419-546	495	508



1 per carton



**Height Adjustable Chair w/Arms, Uph Back and Seat**

Unit weight: 37 LB | 16.8 KG  
 Carton weight: 46 LB | 20.87 KG  
 Carton volume: 10.5 FT³ | 0.29 MT³

List price

**MVL3119** 756  
 Luxhide bonded leather  
 or fabric (previously MVL3119F)

Ergonomic features:  
 C, D, H, M, N, V

	OVERALL DIMENSIONS			SEAT DIMENSIONS			BACK DIMENSIONS	
	W	D	H	W	D	H	W	H

IN	26	27	48	20	18.5	23-33	19.5	20
MM	660	686	1219	508	470	584-838	495	508



1 per carton



**Synchro-Tilter, Mesh Back and Seat**

Unit weight: 43 LB | 19.5 KG  
 Carton weight: 52 LB | 23.59 KG  
 Carton volume: 10.5 FT³ | 0.29 MT³

List price

**MVL3121** 695  
 Black mesh

Ergonomic features:  
 A, B, C, D, H, L, M, V

	OVERALL DIMENSIONS			SEAT DIMENSIONS			BACK DIMENSIONS	
	W	D	H	W	D	H	W	H

IN	26	27	38.5	20	18.5	16.5-21.5	19.5	20
MM	660	686	978	508	470	419-546	495	508



1 per carton



**Multi-Tilter, Mesh Back and Seat**

Unit weight: 48 LB | 21.8 KG  
 Carton weight: 57 LB | 25.85 KG  
 Carton volume: 10.5 FT³ | 0.29 MT³

List price

**MVL3123** 742  
 Black mesh

Ergonomic features:  
 A, B, C, D, E, F, G, H, M, S, V

	OVERALL DIMENSIONS			SEAT DIMENSIONS			BACK DIMENSIONS	
	W	D	H	W	D	H	W	H

IN	26	27	39.5	20	17.5-20.5	17.5-22.5	19.5	20
MM	660	686	1003	508	445-521	445-572	495	508



1 per carton



**Tilter, Mesh Back and Seat**

Unit weight: 37 LB | 16.8 KG  
 Carton weight: 46 LB | 20.87 KG  
 Carton volume: 10.5 FT³ | 0.29 MT³

List price

**MVL3124** 671  
 Black mesh

Ergonomic features:  
 A, B, C, D, H, M, S, V

	OVERALL DIMENSIONS			SEAT DIMENSIONS			BACK DIMENSIONS	
	W	D	H	W	D	H	W	H

IN	26	27	38	20	18.5	16-21	19.5	20
MM	660	686	965	508	470	406-533	495	508



1 per carton



DESCRIPTION MODEL# / FEATURES



**Task, Mesh Back and Seat**  
 Unit weight: 32 LB | 14.5 KG  
 Carton weight: 41 LB | 18.6 KG  
 Carton volume: 10.5 FT³ | 0.29 MT³

List price									
MVL3126 Black mesh									
629									
OVERALL DIMENSIONS			SEAT DIMENSIONS			BACK DIMENSIONS			
W	D	H	W	D	H	W	H		
IN 26	27	38	20	18.5	16-21	19.5	20		
MM 660	686	965	508	470	406-533	495	508		
Ergonomic features: C, D, E, H, M, V									
1 per carton									



**Armless Height Adjustable Chair, Mesh Back and Seat**  
 Unit weight: 31 LB | 14.1 KG  
 Carton weight: 40 LB | 18.14 KG  
 Carton volume: 10.5 FT³ | 0.29 MT³

List price									
MVL3127 Black mesh									
719									
OVERALL DIMENSIONS			SEAT DIMENSIONS			BACK DIMENSIONS			
W	D	H	W	D	H	W	H		
IN 20	27	48	20	18.5	23-33	19.5	20		
MM 508	686	1219	508	470	584-838	495	508		
Ergonomic features: C, D, M, V									
1 per carton									



**Weight Sensing Synchro-Tilter, Mesh Back and Seat**  
 Unit weight: 43 LB | 19.5 KG  
 Carton weight: 52 LB | 23.59 KG  
 Carton volume: 10.5 FT³ | 0.29 MT³

List price									
MVL3128 Black mesh									
801									
OVERALL DIMENSIONS			SEAT DIMENSIONS			BACK DIMENSIONS			
W	D	H	W	D	H	W	H		
IN 26	27	39	20	17.5-20.5	16.5-21.5	19.5	20		
MM 660	686	991	508	445-521	419-546	495	508		
Ergonomic features: A, B, C, D, E, H, L, M, V									
1 per carton									



**Height Adjustable Chair w/Arms, Mesh Back and Seat**  
 Unit weight: 37 LB | 16.8 KG  
 Carton weight: 46 LB | 20.87 KG  
 Carton volume: 10.5 FT³ | 0.29 MT³

List price									
MVL3129 Black mesh									
778									
OVERALL DIMENSIONS			SEAT DIMENSIONS			BACK DIMENSIONS			
W	D	H	W	D	H	W	H		
IN 26	27	48	20	18.5	23-33	19.5	20		
MM 660	686	1219	508	470	584-838	495	508		
Ergonomic features: C, D, H, M, V									
1 per carton									

BETA



model MVL2729



model MVL2718

STANDARD FEATURES

- Posture task chairs. Canadian made.
- Generous size seat and back, fully upholstered.
- Standard with height adjustable T-arms with durable self-skinned urethane (SSU) armcaps (except armless models).
- Height adjustable chairs are equipped with an adjustable Chrome footrest.
- Dual wheel carpet casters (C65) are standard.
- Can be upholstered in all Global grade 1 seating textiles with the exception of Luxhide (see page 130).
- Compliant with the emissions guidelines set by the GREENGUARD Environmental Institute.

CHAIR ADJUSTMENTS

- Infinite back angle and back height adjustment.
- Pneumatic seat height adjustment.

OPTIONAL FEATURES

- For hard surface flooring casters, please specify (C65R). Add \$17/set.

DESCRIPTION

MODEL# / FEATURES



Height Adjustable Armless Posture Task

Unit weight: 41 LB | 18.6 KG  
 Carton weight: 46 LB | 20.87 KG  
 Carton volume: 6.75 FT³ | 0.19 MT³

MODEL#		MVL2718					
List price		438					
OVERALL DIMENSIONS			SEAT DIMENSIONS			BACK DIMENSIONS	
W	D	H	W	D	H	W	H
IN 20.5	23.5	44	20.5	16.5	22-30	18.5	16-19
MM 521	597	1118	521	419	559-762	470	406-483
Ergonomic features:		C, D, G, M, N		RTA 2		courier	
				1 per carton		CANADA	
						GREENGUARD	



Height Adjustable Posture Task w/Arms

Unit weight: 46 LB | 20.9 KG  
 Carton weight: 51 LB | 23.13 KG  
 Carton volume: 6.75 FT³ | 0.19 MT³

MODEL#		MVL2719					
List price		512					
OVERALL DIMENSIONS			SEAT DIMENSIONS			BACK DIMENSIONS	
W	D	H	W	D	H	W	H
IN 24.5	23.5	44	20.5	16.5	22-30	18.5	16-19
MM 622	597	1118	521	419	559-762	470	406-483
Ergonomic features:		C, D, G, H, M, N		RTA 2		courier	
				1 per carton		CANADA	
						GREENGUARD	



Armless Posture Task

Unit weight: 27 LB | 12.3 KG  
 Carton weight: 31 LB | 14.06 KG  
 Carton volume: 4.9 FT³ | 0.13 MT³


MODEL#		MVL2728					
List price		284					
OVERALL DIMENSIONS			SEAT DIMENSIONS			BACK DIMENSIONS	
W	D	H	W	D	H	W	H
IN 20.5	22	38.5	20.5	17	16.5-21.5	18.5	16-20
MM 521	559	978	521	432	419-546	470	406-508
Ergonomic features:		C, D, G, M, N		RTA 2		courier	
				1 per carton		CANADA	
						GREENGUARD	



Posture Task w/Arms

Unit weight: 33 LB | 15 KG  
 Carton weight: 38 LB | 17.24 KG  
 Carton volume: 6.75 FT³ | 0.19 MT³

MODEL#		MVL2729					
List price		359					
OVERALL DIMENSIONS			SEAT DIMENSIONS			BACK DIMENSIONS	
W	D	H	W	D	H	W	H
IN 24	22	38.5	20.5	17	16.5-21.5	18.5	16-20
MM 610	559	978	521	432	419-546	470	406-508
Ergonomic features:		C, D, G, H, M, N		RTA 2		courier	
				1 per carton		CANADA	
						GREENGUARD	

DESCRIPTION	MODEL# / FEATURES	List price								
 <p><b>Height Adjustable T-Arms - 1 pair</b>                      Unit weight: 8 LB   3.6 KG                      Carton weight: 10 LB   4.54 KG                      Carton volume: 1.3 FT<sup>3</sup>   0.03 MT<sup>3</sup></p>	<b>MVL2784</b>	88								
		OVERALL DIMENSIONS			SEAT DIMENSIONS			BACK DIMENSIONS		
		W	D	H	W	D	H	W	H	
	IN	3	10	12	-	-	-	-	-	
	MM	76	254	305	-	-	-	-	-	
	<b>RTA 00</b>	1 pair per carton (pricing is for the pair, specifications are for one arm)								

## BOLT



model OTG11510B

### STANDARD FEATURES




- Value priced mesh seating.
- Breathable mesh back.
- Scuff resistant arched base.
- Standard with height adjustable T-arms with durable self-skinned urethane (SSU) armcaps.
- Dual wheel carpet casters (C65) are standard.
- Only available in Black mesh fabric (MS20) seat with Black mesh back.
- Compliant with the emissions guidelines set by the GREENGUARD Environmental Institute.

### CHAIR ADJUSTMENTS

- Center tilt with upright position tilt lock.
- Tilt tension adjustment.
- Pneumatic seat height adjustment.

### OPTIONAL FEATURES

- Hard surface flooring casters (**C65R**) can be purchased separately. Add \$80/set.

DESCRIPTION	MODEL# / FEATURES	List price								
 <p><b>Tilter, Mesh Back</b>                      Unit weight: 30 LB   13.6 KG                      Carton weight: 36 LB   16.33 KG                      Carton volume: 4.6 FT<sup>3</sup>   0.13 MT<sup>3</sup></p>	<b>OTG11510B</b>	386								
		OVERALL DIMENSIONS			SEAT DIMENSIONS			BACK DIMENSIONS		
		W	D	H	W	D	H	W	H	
	IN	25	21.5	35.5	19.5	17	17.5-21.5	18	16.5	
	MM	635	546	902	495	432	445-546	457	419	
	<b>RTA 8</b>		1 per carton							
		Ergonomic features: A, B, C, H, M, N, S								

## BRIGHTON



model MVL2787

### STANDARD FEATURES





- High back management chair.
- High comfort design, Canadian made.
- Contoured seat and back with integrated headrest.
- Black arms and base.
- Loop arms with upholstered armcaps.
- Dual wheel carpet casters (C65) are standard.
- Seating surfaces can be upholstered in Luxhide bonded leather, in various colors (see page 130).
- Compliant with the emissions guidelines set by the GREENGUARD Environmental Institute.

### CHAIR ADJUSTMENTS

- Center tilt with upright position tilt lock.
- Tilt tension adjustment.
- Pneumatic seat height adjustment.

### OPTIONAL FEATURES

- For hard surface flooring casters, please specify (**C65R**). Add \$17/set.

DESCRIPTION	MODEL# / FEATURES	List price								
 <p><b>High Back Tilter</b>                      Unit weight: 42 LB   19.1 KG                      Carton weight: 54 LB   24.49 KG                      Carton volume: 10.5 FT<sup>3</sup>   0.29 MT<sup>3</sup></p>	<b>MVL2787</b>	594								
		OVERALL DIMENSIONS			SEAT DIMENSIONS			BACK DIMENSIONS		
		W	D	H	W	D	H	W	H	
	IN	26.5	28	44	21.5	20	16-21	20	25.5	
	MM	673	711	1118	546	508	406-533	508	648	
	<b>RTA 8</b>		1 per carton							
		Ergonomic features: A, B, C, M, N, S								

CAMAN



model MVL11886



model MVL11888

STANDARD FEATURES




- Canadian made.
- Welded steel frame in Black finish.
- Fixed arms with self-skinned urethane (SSU) armcaps.
- Dual wheel carpet casters (C65) are standard (except guest chairs).
- Seating surfaces can be upholstered in Luxhide bonded leather, in various colors or in all Global grade 1 seating textiles (see page 130).
- Compliant with the emissions guidelines set by the GREENGUARD Environmental Institute.

TILT CHAIR ADJUSTMENTS

- Center tilt with upright position tilt lock
- Tilt tension adjustment.
- Pneumatic seat height adjustment.

OPTIONAL FEATURES

- For hard surface flooring casters, please specify (C65R). Add \$17/set.

DESCRIPTION	MODEL# / FEATURES																																
 <p><b>High Back Tilter</b> Unit weight: 31 LB   14.1 KG Carton weight: 35 LB   15.88 KG Carton volume: 20.25 FT<sup>3</sup>   0.57 MT<sup>3</sup></p>	<p>List price</p> <p><b>MVL11886</b> 420 Luxhide bonded leather or fabric (previously MVL11886F)</p> <table border="1"> <thead> <tr> <th colspan="3">OVERALL DIMENSIONS</th> <th colspan="3">SEAT DIMENSIONS</th> <th colspan="2">BACK DIMENSIONS</th> </tr> <tr> <th>W</th> <th>D</th> <th>H</th> <th>W</th> <th>D</th> <th>H</th> <th>W</th> <th>H</th> </tr> </thead> <tbody> <tr> <td>IN 25</td> <td>27</td> <td>40</td> <td>20.5</td> <td>18</td> <td>16-20</td> <td>19.5</td> <td>22.5</td> </tr> <tr> <td>MM 635</td> <td>686</td> <td>1016</td> <td>521</td> <td>457</td> <td>406-508</td> <td>495</td> <td>572</td> </tr> </tbody> </table> <p>Ergonomic features: A, B, C, M, N, S</p> <p>RTA 00 2 per carton</p> <p>CANADA GREENGUARD certified</p>	OVERALL DIMENSIONS			SEAT DIMENSIONS			BACK DIMENSIONS		W	D	H	W	D	H	W	H	IN 25	27	40	20.5	18	16-20	19.5	22.5	MM 635	686	1016	521	457	406-508	495	572
	OVERALL DIMENSIONS			SEAT DIMENSIONS			BACK DIMENSIONS																										
	W	D	H	W	D	H	W	H																									
	IN 25	27	40	20.5	18	16-20	19.5	22.5																									
MM 635	686	1016	521	457	406-508	495	572																										
 <p><b>Medium Back Tilter</b> Unit weight: 31 LB   14.1 KG Carton weight: 35 LB   15.88 KG Carton volume: 20.25 FT<sup>3</sup>   0.57 MT<sup>3</sup></p>	<p>List price</p> <p><b>MVL11887</b> 408 Luxhide bonded leather or fabric (previously MVL11887F)</p> <table border="1"> <thead> <tr> <th colspan="3">OVERALL DIMENSIONS</th> <th colspan="3">SEAT DIMENSIONS</th> <th colspan="2">BACK DIMENSIONS</th> </tr> <tr> <th>W</th> <th>D</th> <th>H</th> <th>W</th> <th>D</th> <th>H</th> <th>W</th> <th>H</th> </tr> </thead> <tbody> <tr> <td>IN 24.5</td> <td>24.5</td> <td>35</td> <td>20</td> <td>18</td> <td>16-20</td> <td>20</td> <td>17.5</td> </tr> <tr> <td>MM 622</td> <td>622</td> <td>889</td> <td>508</td> <td>457</td> <td>406-508</td> <td>508</td> <td>445</td> </tr> </tbody> </table> <p>Ergonomic features: A, B, C, M, N, S</p> <p>RTA 00 2 per carton</p> <p>CANADA GREENGUARD certified</p>	OVERALL DIMENSIONS			SEAT DIMENSIONS			BACK DIMENSIONS		W	D	H	W	D	H	W	H	IN 24.5	24.5	35	20	18	16-20	20	17.5	MM 622	622	889	508	457	406-508	508	445
	OVERALL DIMENSIONS			SEAT DIMENSIONS			BACK DIMENSIONS																										
	W	D	H	W	D	H	W	H																									
	IN 24.5	24.5	35	20	18	16-20	20	17.5																									
MM 622	622	889	508	457	406-508	508	445																										
 <p><b>Medium Back Guest Chair - Sled Base</b> Unit weight: 23 LB   10.5 KG Carton weight: 27 LB   12.25 KG Carton volume: 20.25 FT<sup>3</sup>   0.57 MT<sup>3</sup></p>	<p>List price</p> <p><b>MVL11888</b> 353 Luxhide bonded leather or fabric (previously MVL11888F)</p> <table border="1"> <thead> <tr> <th colspan="3">OVERALL DIMENSIONS</th> <th colspan="3">SEAT DIMENSIONS</th> <th colspan="2">BACK DIMENSIONS</th> </tr> <tr> <th>W</th> <th>D</th> <th>H</th> <th>W</th> <th>D</th> <th>H</th> <th>W</th> <th>H</th> </tr> </thead> <tbody> <tr> <td>IN 24.5</td> <td>25</td> <td>33</td> <td>20</td> <td>18</td> <td>17</td> <td>20</td> <td>17</td> </tr> <tr> <td>MM 622</td> <td>635</td> <td>838</td> <td>508</td> <td>457</td> <td>432</td> <td>508</td> <td>432</td> </tr> </tbody> </table> <p>Ergonomic features: M, N</p> <p>RTA 00 2 per carton</p> <p>CANADA GREENGUARD certified</p>	OVERALL DIMENSIONS			SEAT DIMENSIONS			BACK DIMENSIONS		W	D	H	W	D	H	W	H	IN 24.5	25	33	20	18	17	20	17	MM 622	635	838	508	457	432	508	432
	OVERALL DIMENSIONS			SEAT DIMENSIONS			BACK DIMENSIONS																										
	W	D	H	W	D	H	W	H																									
	IN 24.5	25	33	20	18	17	20	17																									
MM 622	635	838	508	457	432	508	432																										



CAPRA



model OTG11740B

STANDARD FEATURES

- General purpose guest chair.
- Chrome oval tube four-legged frame.
- Contoured seat cushion with waterfall edge.
- Perforated polypropylene back with Black mesh fabric (MS20) seat.
- Nylon arms.
- Stackable up to 4 high.
- Compliant with the emissions guidelines set by the GREENGUARD Environmental Institute.

DESCRIPTION	MODEL# / FEATURES	List price							
 <p><b>Plastic Back Guest Chair</b>                      Unit weight: 20 LB   9.1 KG                      Carton weight: 27 LB   12.25 KG                      Carton volume: 14.75 FT<sup>3</sup>   0.41 MT<sup>3</sup></p>	OTG11740B	290							
	Stacks 4 high.	OVERALL DIMENSIONS			SEAT DIMENSIONS			BACK DIMENSIONS	
		W	D	H	W	D	H	W	H
Ergonomic features: M, N	IN	24.5	22.5	34	18	18	18	15	
	MM	622	572	864	457	457	457	381	
		RTA 00		2 per carton					




CENTRO



model OTG3915

STANDARD FEATURES

- Multi-purpose guest chair.
- Durable oval steel four-legged frame.
- Contoured back and seat cushions with waterfall seat edge.
- Upholstered armcaps.
- Seating surfaces are upholstered in Black Luxhide bonded leather.
- Compliant with the emissions guidelines set by the GREENGUARD Environmental Institute.

DESCRIPTION	MODEL# / FEATURES	List price							
 <p><b>Guest Chair</b>                      Unit weight: 26 LB   11.8 KG                      Carton weight: 30 LB   13.61 KG                      Carton volume: 6.25 FT<sup>3</sup>   0.17 MT<sup>3</sup></p>	OTG3915	314							
		OVERALL DIMENSIONS			SEAT DIMENSIONS			BACK DIMENSIONS	
		W	D	H	W	D	H	W	H
Ergonomic features: M, N	IN	24.5	27	33.5	21.5	18.5	17	21.5	16
	MM	622	686	851	546	470	432	546	406
		RTA 8		 1 per carton					

COBALT



model MVL2785

STANDARD FEATURES




- General purpose medium back tilter. Canadian made.
- Standard with height adjustable T-arms with durable self-skinned urethane (SSU) armcaps.
- Dual wheel carpet casters (C65) are standard.
- Seating surfaces can be upholstered in Luxhide bonded leather, in various colors or in all Global grade 1 seating textiles (see page 130).
- Compliant with the emissions guidelines set by the GREENGUARD Environmental Institute.

CHAIR ADJUSTMENTS

- Center tilt with upright position tilt lock.
- Tilt tension adjustment.
- Pneumatic seat height adjustment.

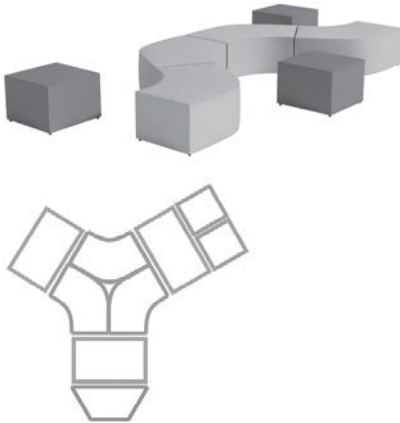
OPTIONAL FEATURES

- For hard surface flooring casters, please specify (C65R). Add \$17/set.

DESCRIPTION	MODEL# / FEATURES	List price							
 <p><b>Medium Back Tilter</b> Unit weight: 35 LB   15.9 KG Carton weight: 40 LB   18.14 KG Carton volume: 5.5 FT<sup>3</sup>   0.15 MT<sup>3</sup></p>	<p><b>MVL2785</b> Luxhide bonded leather or fabric (previously MVL2785F)</p>	378							
	<p>Ergonomic features: A, B, C, H, M, N, S</p>	<p>RTA 2</p>	<p>courier</p>	<p>1 per carton</p>					
		OVERALL DIMENSIONS			SEAT DIMENSIONS			BACK DIMENSIONS	
		W	D	H	W	D	H	W	H
		IN 25.5	24.5	36	20	17	15.5-19.5	18.5	18
		MM 648	622	914	508	432	394-495	470	457



CRAFT



**Sample layout**  
Two square units, three rectangle units, three curve-120 degree units, one wedge unit



**3-way layout**  
Three curve-120 degree units, three half round units and three round units



**Collaborative pod layout**  
Six wedge units



**Collaborative layout**  
Six curve-120 degree units, six round units



**Sample layout**  
Two wedge units



**Sample layout**  
Two half round units

STANDARD FEATURES

- Craft is a modular lounge seating series that is easy to configure, durable and ideal for open spaces.
- Modular non-handed components, can be reconfigured to suit your space.
- Curve-120 degree units can create 3-way and collaborative pod configurations.
- Cushions are fully upholstered and mounted on 1.5" high nylon glides.
- Can be upholstered in all Global grade 1 seating textiles or in Luxhide bonded leather (see page 130).
- Compliant with the emissions guidelines set by the GREENGUARD Environmental Institute.

OPTIONAL FEATURES

- For dual wheel carpet casters, please specify (C107). Add \$35.
- For hard surface flooring casters, please specify (C107R). Add \$50.

ALTERNATE TEXTILE OPTIONS

- Graded-in and GPM textiles are available. Contact Customer Service for further details.

COMPLIMENTARY TABLES AVAILABLE

- Perfect partner for Craft Seating (see page 29).

DESCRIPTION MODEL# / FEATURES

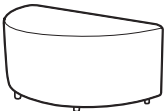
		List price
	MVL13007	325



**Round 20" Unit**  
Unit weight: 17 LB | 7.7 KG  
Carton weight: 23 LB | 10.43 KG  
Carton volume: 5.25 FT³ | 0.14 MT³

	OVERALL DIMENSIONS			SEAT DIMENSIONS			BACK DIMENSIONS	
	W	D	H	W	D	H	W	H
IN	20	20	17.5	-	-	-	-	-
MM	508	508	445	-	-	-	-	-
	RTA 1	courier	1 per carton	CANADA	GREENGUARD			

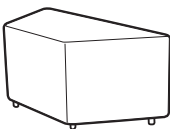
		List price
	MVL13008	425



**Half Round 40" Unit**  
Unit weight: 33 LB | 15 KG  
Carton weight: 41 LB | 18.6 KG  
Carton volume: 9.5 FT³ | 0.26 MT³

	OVERALL DIMENSIONS			SEAT DIMENSIONS			BACK DIMENSIONS	
	W	D	H	W	D	H	W	H
IN	40	21	17.5	-	-	-	-	-
MM	1016	533	445	-	-	-	-	-
	RTA 1	courier	1 per carton	CANADA	GREENGUARD			

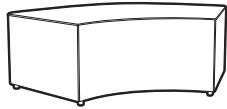
		List price
	MVL13009	425



**Wedge Unit**  
Unit weight: 29 LB | 13.2 KG  
Carton weight: 37 LB | 16.78 KG  
Carton volume: 8 FT³ | 0.22 MT³

	OVERALL DIMENSIONS			SEAT DIMENSIONS			BACK DIMENSIONS	
	W	D	H	W	D	H	W	H
IN	40	17.75	17.5	-	-	-	-	-
MM	1016	451	445	-	-	-	-	-
	RTA 1	courier	1 per carton	CANADA	GREENGUARD			

DESCRIPTION MODEL# / FEATURES



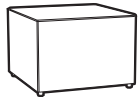
**Curve-120 Degree Unit**  
 Unit weight: 37 LB | 16.8 KG  
 Carton weight: 49 LB | 22.23 KG  
 Carton volume: 13.25 FT<sup>3</sup> | 0.37 MT<sup>3</sup>

MVL13010		List price		500			
OVERALL DIMENSIONS			SEAT DIMENSIONS			BACK DIMENSIONS	
W	D	H	W	D	H	W	H
IN 43.5	27.5	17.5	-	-	-	-	-
MM 1105	699	445	-	-	-	-	-
RTA 1		1 per carton		CANADA		GREENMAP	



**Rectangle Unit**  
 Unit weight: 37 LB | 16.8 KG  
 Carton weight: 47 LB | 21.32 KG  
 Carton volume: 9.5 FT<sup>3</sup> | 0.26 MT<sup>3</sup>

MVL13011		List price		400			
OVERALL DIMENSIONS			SEAT DIMENSIONS			BACK DIMENSIONS	
W	D	H	W	D	H	W	H
IN 40	20	17.5	-	-	-	-	-
MM 1016	508	445	-	-	-	-	-
RTA 1		courier 1 per carton		CANADA		GREENMAP	



**Square Unit**  
 Unit weight: 22 LB | 10 KG  
 Carton weight: 28 LB | 12.7 KG  
 Carton volume: 5.25 FT<sup>3</sup> | 0.14 MT<sup>3</sup>

MVL13012		List price		300			
OVERALL DIMENSIONS			SEAT DIMENSIONS			BACK DIMENSIONS	
W	D	H	W	D	H	W	H
IN 20	20	17.5	-	-	-	-	-
MM 508	508	445	-	-	-	-	-
RTA 1		courier 1 per carton		CANADA		GREENMAP	

CRAFT TABLES



STANDARD FEATURES

- Craft tables are the perfect partner to Craft seating products in creating casual meeting solutions for today's workplace and learning environments.
- Coffee and side tables provide a convenient place to set your drinks, a light lunch or your personal devices down during an impromptu discussion.
- Tables help to ground the space and provide nesting spaces to keep the area tidy when mobile Craft cubes are not in use.
- Side tables are optional with access to power or USB charging.

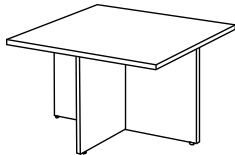
FINISHES

- Tables may be ordered in any of the standard finishes below; including two tone where the top is in one finish and the base in another at no upcharge.
- |     |                 |     |                 |
|-----|-----------------|-----|-----------------|
| ACJ | Absolute Acajou | HGT | Hayden Grey     |
| ASN | Asian Night     | SKC | Shaker Cherry   |
| AWC | Avant Cherry    | TMP | Tiger Maple     |
| AWH | Avant Honey     | TWL | Tiger Walnut    |
| DES | Dark Espresso   | WHC | White Chocolate |
| DWT | Designer White  | WCR | Winter Cherry   |
| GRY | Grey            |     |                 |

CONSTRUCTION

- 1" thick thermally fused laminate surfaces with 2mm thick matching edgeband.
- Equipped with levelers for uneven surfaces.
- When square cubes are fully nested, the cubes extend 3" beyond the perimeter of the laminate as an invitation to be pulled out and used again.

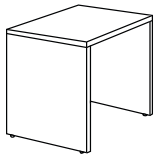
CRAFT TABLES	MODEL #	DIMENSIONS IN MM	WEIGHT LB KG	VOLUME FT <sup>3</sup> MT <sup>3</sup>	LIST PRICE
--------------	---------	------------------------	--------------------	----------------------------------------------	------------



Square Cube Docking Table

W x D x H
35 x 35 x 19.5 889 x 889 x 495

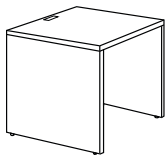
Provides nesting space for four MVL13007 (round) or MVL13012 (square) Craft units. Assembly required.



Single Docking Table

24 x 18.2 x 19.5 610 x 462 x 495	53 24.04	2.1 0.05	<b>\$277</b>
-------------------------------------	-------------	-------------	--------------

Provides nesting space for one MVL13007, MVL13012 or MVL13011 Craft units. Ships assembled.

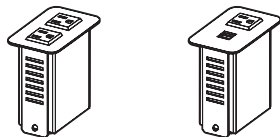


Single Docking Table with cutout

24 x 20.5 x 19.5 610 x 521 x 495	55 24.95	2.1 0.05	<b>\$287</b>
-------------------------------------	-------------	-------------	--------------

Provides nesting space for one MVL13007, MVL13012 or MVL13011 Craft units. Inset back to hide cables and cut out designed to accept mini power model MVCOVSM2(S/B) OR MVCOVS1U(S/B) ordered separately. Ships assembled.

POWER / DATA	MODEL #	DIMENSIONS	WT/LB.	CUBIC FT.	LIST PRICE
--------------	---------	------------	--------	-----------	------------



Mini Power Block    Mini Power/USB Block

W x D x H			
2.25 x 3.75 x 3.12	2.35	0.5	<b>\$267</b>
2.25 x 3.75 x 3.12	2.35	0.5	<b>\$267</b>

With USB Block

2.25 x 3.75 x 3.12	2.35	0.5	<b>\$420</b>
2.25 x 3.75 x 3.12	2.35	0.5	<b>\$420</b>

Designed to retrofit into an existing grommet cut-out to bring power to the desktop. Fits in 3.27" x 1.9" cut-out (FOG, POG) and mounts to 0.5" to 2" thick surface. ETL listed. Available in Black (B) or Silver (S) as indicated by last character of model number. 9' power cord with 90° flat plug with 45° rotation. MVCOVSM2B/S includes two 12A, 120 VAC spill resistant power receptacles. MVCOVS1UB/S includes one 12A, 120 VAC spill resistant power receptacle and two 2.1A (11W) USB charging ports.

DANIO



model MVL2720



model MVL2721

STANDARD FEATURES

- Canadian made task chairs.
- Hinged auto-adjust back with scuff resistant outer shroud.
- Thick foam and decorative stitch details.
- Standard with height adjustable T-arms with durable self-skinned urethane (SSU) armcaps (except armless models).
- Height adjustable chair is equipped with an adjustable Chrome footrest.
- Dual wheel carpet casters (C65) are standard.
- Can be upholstered in all Global grade 1 seating textiles (see page 130).
- Compliant with the emissions guidelines set by the GREENGUARD Environmental Institute.

CHAIR ADJUSTMENTS

- Height adjustable back.
- Pneumatic seat height adjustment.
- Seat depth adjustment.

OPTIONAL FEATURES

- For hard surface flooring casters, please specify (C65R). Add \$17/set.

DESCRIPTION

MODEL# / FEATURES



**Armless Task**  
 Unit weight: 21 LB | 9.5 KG  
 Carton weight: 24 LB | 10.89 KG  
 Carton volume: 4.9 FT³ | 0.13 MT³

<b>MVL2720</b> Fabric	List price											
	206											
Ergonomic features: C, D, E, M, N	<b>OVERALL DIMENSIONS</b>			<b>SEAT DIMENSIONS</b>			<b>BACK DIMENSIONS</b>					
	<b>W</b>	<b>D</b>	<b>H</b>	<b>W</b>	<b>D</b>	<b>H</b>	<b>W</b>	<b>H</b>				
	IN 18.5	22.5	34	18.5	16.5-18	16-21	17	16-17.5				
	MM 470	572	864	470	419-457	406-533	432	406-445				
	<b>RTA 2</b>	<b>courier</b>	1 per carton									



**Task w/Arms**  
 Unit weight: 33 LB | 15 KG  
 Carton weight: 36 LB | 16.33 KG  
 Carton volume: 5.75 FT³ | 0.16 MT³

<b>MVL2721</b> Fabric	List price											
	281											
Ergonomic features: C, D, E, H, M, N	<b>OVERALL DIMENSIONS</b>			<b>SEAT DIMENSIONS</b>			<b>BACK DIMENSIONS</b>					
	<b>W</b>	<b>D</b>	<b>H</b>	<b>W</b>	<b>D</b>	<b>H</b>	<b>W</b>	<b>H</b>				
	IN 24	22.5	34	18.5	16.5-18	16-21	17	16-17.5				
	MM 610	572	864	470	419-457	406-533	432	406-445				
	<b>RTA 2</b>	<b>courier</b>	1 per carton									



**Armless Height Adjustable Task**  
 Unit weight: 33 LB | 15 KG  
 Carton weight: 37 LB | 16.78 KG  
 Carton volume: 6.75 FT³ | 0.19 MT³

<b>MVL2723</b> Fabric	List price											
	360											
Ergonomic features: C, D, E, M, N	<b>OVERALL DIMENSIONS</b>			<b>SEAT DIMENSIONS</b>			<b>BACK DIMENSIONS</b>					
	<b>W</b>	<b>D</b>	<b>H</b>	<b>W</b>	<b>D</b>	<b>H</b>	<b>W</b>	<b>H</b>				
	IN 24	22.5	43	18.5	16.5-18	23-33	16.5	16-17.5				
	MM 610	572	1092	470	419-457	584-838	419	406-445				
	<b>RTA 2</b>	<b>courier</b>	1 per carton									



**Height Adjustable T-Arms - 1 pair**  
 Unit weight: 8 LB | 3.6 KG  
 Carton weight: 10 LB | 4.54 KG  
 Carton volume: 1.3 FT³ | 0.03 MT³

<b>MVL2784</b>	List price											
	88											
	<b>OVERALL DIMENSIONS</b>			<b>SEAT DIMENSIONS</b>			<b>BACK DIMENSIONS</b>					
	<b>W</b>	<b>D</b>	<b>H</b>	<b>W</b>	<b>D</b>	<b>H</b>	<b>W</b>	<b>H</b>				
	IN 3	10	12	-	-	-	-	-				
	MM 76	254	305	-	-	-	-	-				
	<b>RTA 00</b>	<b>courier</b>	1 pair per carton (pricing is for the pair, specifications are for one arm)									




DASH



model OTG11760B

STANDARD FEATURES

- Multi-purpose guest/occasional chair.
- Durable welded four-legged steel frame.
- Black mesh back with Black mesh fabric (MS20) seat.
- Nylon armcaps.
- Generous proportions.
- Compliant with the emissions guidelines set by the GREENGUARD Environmental Institute.
- Shipped knocked down (KD) - easy to assemble.

DESCRIPTION	MODEL# / FEATURES																																			
 <p><b>Guest Chair, Mesh Back and Uph Seat</b>                      Unit weight: 21 LB   9.5 KG                      Carton weight: 26 LB   11.79 KG                      Carton volume: 3.9 FT³   0.11 MT³</p>	<p>List price</p> <p><b>OTG11760B</b> 248</p>																																			
	<table border="1"> <thead> <tr> <th rowspan="2"></th> <th colspan="3">OVERALL DIMENSIONS</th> <th colspan="3">SEAT DIMENSIONS</th> <th colspan="2">BACK DIMENSIONS</th> </tr> <tr> <th>W</th> <th>D</th> <th>H</th> <th>W</th> <th>D</th> <th>H</th> <th>W</th> <th>H</th> </tr> </thead> <tbody> <tr> <td>IN</td> <td>23.5</td> <td>23.5</td> <td>34</td> <td>19.5</td> <td>17.5</td> <td>17.5</td> <td>19</td> <td>16.5</td> </tr> <tr> <td>MM</td> <td>597</td> <td>597</td> <td>864</td> <td>495</td> <td>445</td> <td>445</td> <td>483</td> <td>419</td> </tr> </tbody> </table>		OVERALL DIMENSIONS			SEAT DIMENSIONS			BACK DIMENSIONS		W	D	H	W	D	H	W	H	IN	23.5	23.5	34	19.5	17.5	17.5	19	16.5	MM	597	597	864	495	445	445	483	419
			OVERALL DIMENSIONS			SEAT DIMENSIONS			BACK DIMENSIONS																											
W		D	H	W	D	H	W	H																												
IN	23.5	23.5	34	19.5	17.5	17.5	19	16.5																												
MM	597	597	864	495	445	445	483	419																												
<p>Ergonomic features: M, N</p> <p><b>RTA 8</b>  1 per carton </p>																																				





DORI 2



model OTG1220B

STANDARD FEATURES

- Multi-purpose stacking chairs.
- Strong welded steel frame in Chrome finish.
- Durable and easy to clean polypropylene back and seat. Available in Black only.
- Armchair has fiberglass reinforced polypropylene arms.
- Stackable up to 5 high on floor.
- Shipped fully assembled.
- Compliant with the emissions guidelines set by the GREENGUARD Environmental Institute.

DESCRIPTION	MODEL# / FEATURES																																			
 <p><b>Stacking Armchair</b>                      Unit weight: 15 LB   6.8 KG                      Carton weight: 17 LB   7.71 KG                      Carton volume: 14.5 FT³   0.41 MT³</p>	<p>List price</p> <p><b>OTG1220B</b> 171</p>																																			
	<table border="1"> <thead> <tr> <th rowspan="2"></th> <th colspan="3">OVERALL DIMENSIONS</th> <th colspan="3">SEAT DIMENSIONS</th> <th colspan="2">BACK DIMENSIONS</th> </tr> <tr> <th>W</th> <th>D</th> <th>H</th> <th>W</th> <th>D</th> <th>H</th> <th>W</th> <th>H</th> </tr> </thead> <tbody> <tr> <td>IN</td> <td>22.5</td> <td>21</td> <td>30.5</td> <td>16.5</td> <td>16</td> <td>16</td> <td>18</td> <td>15.5</td> </tr> <tr> <td>MM</td> <td>572</td> <td>533</td> <td>775</td> <td>419</td> <td>406</td> <td>406</td> <td>457</td> <td>394</td> </tr> </tbody> </table>		OVERALL DIMENSIONS			SEAT DIMENSIONS			BACK DIMENSIONS		W	D	H	W	D	H	W	H	IN	22.5	21	30.5	16.5	16	16	18	15.5	MM	572	533	775	419	406	406	457	394
			OVERALL DIMENSIONS			SEAT DIMENSIONS			BACK DIMENSIONS																											
W		D	H	W	D	H	W	H																												
IN	22.5	21	30.5	16.5	16	16	18	15.5																												
MM	572	533	775	419	406	406	457	394																												
<p>Stacks 5 high.</p> <p><b>RTA 00</b> 4 per carton (pricing and specifications are for one chair) </p>																																				
 <p><b>Armless Stacking Chair</b>                      Unit weight: 13 LB   5.9 KG                      Carton weight: 15 LB   6.8 KG                      Carton volume: 12.25 FT³   0.34 MT³</p>	<p>List price</p> <p><b>OTG1221B</b> 158</p>																																			
	<table border="1"> <thead> <tr> <th rowspan="2"></th> <th colspan="3">OVERALL DIMENSIONS</th> <th colspan="3">SEAT DIMENSIONS</th> <th colspan="2">BACK DIMENSIONS</th> </tr> <tr> <th>W</th> <th>D</th> <th>H</th> <th>W</th> <th>D</th> <th>H</th> <th>W</th> <th>H</th> </tr> </thead> <tbody> <tr> <td>IN</td> <td>18</td> <td>21</td> <td>30.5</td> <td>16.5</td> <td>16</td> <td>16</td> <td>18</td> <td>15.5</td> </tr> <tr> <td>MM</td> <td>457</td> <td>533</td> <td>775</td> <td>419</td> <td>406</td> <td>406</td> <td>457</td> <td>394</td> </tr> </tbody> </table>		OVERALL DIMENSIONS			SEAT DIMENSIONS			BACK DIMENSIONS		W	D	H	W	D	H	W	H	IN	18	21	30.5	16.5	16	16	18	15.5	MM	457	533	775	419	406	406	457	394
			OVERALL DIMENSIONS			SEAT DIMENSIONS			BACK DIMENSIONS																											
W		D	H	W	D	H	W	H																												
IN	18	21	30.5	16.5	16	16	18	15.5																												
MM	457	533	775	419	406	406	457	394																												
<p>Stacks 5 high.</p> <p><b>RTA 00</b> 4 per carton (pricing and specifications are for one chair) </p>																																				





EOR



model OTG3920B

STANDARD FEATURES

- Multi-purpose guest chair.
- Durable steel four-legged frame.
- Contoured back and seat cushions with waterfall seat edge.
- Welcoming soft self-skinned polyurethane armcaps.
- Seat shroud provides a clean overall finish.
- Seating surfaces are upholstered in Black Luxhide bonded leather.
- Compliant with the emissions guidelines set by the GREENGUARD Environmental Institute.

DESCRIPTION	MODEL# / FEATURES	List price							
 <p><b>Guest Chair</b>                      Unit weight: 26 LB   11.8 KG                      Carton weight: 31 LB   14.06 KG                      Carton volume: 4.8 FT<sup>3</sup>   0.13 MT<sup>3</sup></p>	<b>OTG3920B</b>  Ergonomic features: M, N	289							
		OVERALL DIMENSIONS			SEAT DIMENSIONS			BACK DIMENSIONS	
		W	D	H	W	D	H	W	H
IN 24 MM 610	24.5 622	34 864	19 483	18.5 470	18 457	18.5 470	16 406		
				1 per carton					

FLINT



model OTG10930

STANDARD FEATURES


- Mesh back synchro-tilter chair.
- Unique translucent grid offers additional support and a distinct look.
- Standard with height adjustable T-arms with self-skinned urethane (SSU) armcaps.
- Black base with dual wheel carpet casters (C1) is standard.
- Seat is upholstered in Black, Quilt (QL10) with Black mesh back.
- Compliant with the emissions guidelines set by the GREENGUARD Environmental Institute.

CHAIR ADJUSTMENTS

- Synchro tilt with upright position tilt lock.
- Tilt tension adjustment.
- Pneumatic seat height adjustment.

OPTIONAL FEATURES

- Hard surface flooring casters (**C65R**) can be purchased separately. Add \$80/set.

DESCRIPTION	MODEL# / FEATURES	List price																																			
 <p><b>High Back Synchro-Tilter</b>                      Unit weight: 32 LB   14.5 KG                      Carton weight: 42 LB   19.05 KG                      Carton volume: 4.1 FT³   0.11 MT³</p>	<b>OTG10930</b>	395																																			
	Ergonomic features: A, B, C, H, L, M, N	<table border="1"> <thead> <tr> <th colspan="3">OVERALL DIMENSIONS</th> <th colspan="3">SEAT DIMENSIONS</th> <th colspan="2">BACK DIMENSIONS</th> </tr> <tr> <th></th> <th>W</th> <th>D</th> <th>W</th> <th>D</th> <th>H</th> <th>W</th> <th>H</th> </tr> </thead> <tbody> <tr> <td>IN</td> <td>25.5</td> <td>23</td> <td>19.5</td> <td>17.5</td> <td>17</td> <td>18</td> <td>21</td> </tr> <tr> <td>MM</td> <td>648</td> <td>584</td> <td>495</td> <td>445</td> <td>432</td> <td>457</td> <td>533</td> </tr> </tbody> </table>	OVERALL DIMENSIONS			SEAT DIMENSIONS			BACK DIMENSIONS			W	D	W	D	H	W	H	IN	25.5	23	19.5	17.5	17	18	21	MM	648	584	495	445	432	457	533	RTA 2	courier	1 per carton
OVERALL DIMENSIONS			SEAT DIMENSIONS			BACK DIMENSIONS																															
	W	D	W	D	H	W	H																														
IN	25.5	23	19.5	17.5	17	18	21																														
MM	648	584	495	445	432	457	533																														

**FORMAT**



model MVL3191



model MVL3192

**STANDARD FEATURES**



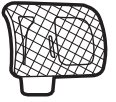
- Synchro-tilter chairs with mesh back and upholstered seat. Canadian made.
- Standard with height and width adjustable arms with soft self-skinned urethane (SSU) armcaps that slide forward and backward.
- Dual wheel carpet casters (C1) are standard.
- Air flow mesh back is available in Black only.
- Seating surface can be upholstered in Luxhide bonded leather, in various colors or in all Global grade 1 seating textiles (see page 130).
- MVL3192 features an adjustable headrest which tilts and moves up and down to fit comfortably into the curve of the neck.
- Compliant with the emissions guidelines set by the GREENGUARD Environmental Institute.

**CHAIR ADJUSTMENTS**

- Synchro tilt with upright position tilt lock.
- Tilt tension adjustment.
- Ratchet back height and headrest adjustment.
- Pneumatic seat height adjustment.

**OPTIONAL FEATURES**

- For hard surface flooring casters, please specify **(C9R)**. Add \$17/set.

DESCRIPTION	MODEL# / FEATURES																																			
 <p><b>High Back Synchro-Tilter, Mesh Back and Uph Seat</b> Unit weight: 43 LB   19.5 KG Carton weight: 54 LB   24.49 KG Carton volume: 10.5 FT<sup>3</sup>   0.29 MT<sup>3</sup></p>	<p>List price</p> <p><b>MVL3191</b> 520 Luxhide bonded leather or fabric (previously MVL3191F)</p> <table border="1"> <thead> <tr> <th rowspan="2"></th> <th colspan="3">OVERALL DIMENSIONS</th> <th colspan="3">SEAT DIMENSIONS</th> <th colspan="2">BACK DIMENSIONS</th> </tr> <tr> <th>W</th> <th>D</th> <th>H</th> <th>W</th> <th>D</th> <th>H</th> <th>W</th> <th>H</th> </tr> </thead> <tbody> <tr> <td>IN</td> <td>24.5</td> <td>23</td> <td>43</td> <td>19.5</td> <td>17.5</td> <td>16-21</td> <td>17.5</td> <td>23-25.5</td> </tr> <tr> <td>MM</td> <td>622</td> <td>584</td> <td>1092</td> <td>495</td> <td>445</td> <td>406-533</td> <td>445</td> <td>584-648</td> </tr> </tbody> </table> <p>Ergonomic features: A, B, C, D, H, L, M, N, Q</p> <p>RTA 2 courier 1 per carton CANADA GREENGUARD CERTIFIED</p>		OVERALL DIMENSIONS			SEAT DIMENSIONS			BACK DIMENSIONS		W	D	H	W	D	H	W	H	IN	24.5	23	43	19.5	17.5	16-21	17.5	23-25.5	MM	622	584	1092	495	445	406-533	445	584-648
			OVERALL DIMENSIONS			SEAT DIMENSIONS			BACK DIMENSIONS																											
W		D	H	W	D	H	W	H																												
IN	24.5	23	43	19.5	17.5	16-21	17.5	23-25.5																												
MM	622	584	1092	495	445	406-533	445	584-648																												
 <p><b>High Back Synchro-Tilter w/Headrest, Mesh Back and Uph Seat</b> Unit weight: 45 LB   20.5 KG Carton weight: 56 LB   25.4 KG Carton volume: 11 FT<sup>3</sup>   0.31 MT<sup>3</sup></p>	<p>List price</p> <p><b>MVL3192</b> 578 Luxhide bonded leather or fabric (previously MVL3192F)</p> <table border="1"> <thead> <tr> <th rowspan="2"></th> <th colspan="3">OVERALL DIMENSIONS</th> <th colspan="3">SEAT DIMENSIONS</th> <th colspan="2">BACK DIMENSIONS</th> </tr> <tr> <th>W</th> <th>D</th> <th>H</th> <th>W</th> <th>D</th> <th>H</th> <th>W</th> <th>H</th> </tr> </thead> <tbody> <tr> <td>IN</td> <td>24.5</td> <td>23</td> <td>50.5</td> <td>19.5</td> <td>17.5</td> <td>16-21</td> <td>17.5</td> <td>30-32.5</td> </tr> <tr> <td>MM</td> <td>622</td> <td>584</td> <td>1283</td> <td>495</td> <td>445</td> <td>406-533</td> <td>445</td> <td>762-826</td> </tr> </tbody> </table> <p>Ergonomic features: A, B, C, D, H, L, M, N, Q</p> <p>RTA 2 courier 1 per carton CANADA GREENGUARD CERTIFIED</p>		OVERALL DIMENSIONS			SEAT DIMENSIONS			BACK DIMENSIONS		W	D	H	W	D	H	W	H	IN	24.5	23	50.5	19.5	17.5	16-21	17.5	30-32.5	MM	622	584	1283	495	445	406-533	445	762-826
			OVERALL DIMENSIONS			SEAT DIMENSIONS			BACK DIMENSIONS																											
W		D	H	W	D	H	W	H																												
IN	24.5	23	50.5	19.5	17.5	16-21	17.5	30-32.5																												
MM	622	584	1283	495	445	406-533	445	762-826																												
 <p><b>Headrest for Format Chairs</b> Unit weight: 1 LB   0.5 KG Carton weight: 2 LB   0.91 KG Carton volume: 0.5 FT<sup>3</sup>   0.01 MT<sup>3</sup></p>	<p>List price</p> <p><b>MVL3196</b> 59</p> <table border="1"> <thead> <tr> <th rowspan="2"></th> <th colspan="3">OVERALL DIMENSIONS</th> <th colspan="3">SEAT DIMENSIONS</th> <th colspan="2">BACK DIMENSIONS</th> </tr> <tr> <th>W</th> <th>D</th> <th>H</th> <th>W</th> <th>D</th> <th>H</th> <th>W</th> <th>H</th> </tr> </thead> <tbody> <tr> <td>IN</td> <td>11.25</td> <td>4.5</td> <td>9</td> <td>-</td> <td>-</td> <td>-</td> <td>-</td> <td>-</td> </tr> <tr> <td>MM</td> <td>286</td> <td>114</td> <td>229</td> <td>-</td> <td>-</td> <td>-</td> <td>-</td> <td>-</td> </tr> </tbody> </table> <p>Easily attaches to MVL3191.</p> <p>Available in Black mesh only.</p> <p>RTA 00 courier 1 per carton GREENGUARD CERTIFIED</p>		OVERALL DIMENSIONS			SEAT DIMENSIONS			BACK DIMENSIONS		W	D	H	W	D	H	W	H	IN	11.25	4.5	9	-	-	-	-	-	MM	286	114	229	-	-	-	-	-
	OVERALL DIMENSIONS			SEAT DIMENSIONS			BACK DIMENSIONS																													
	W	D	H	W	D	H	W	H																												
IN	11.25	4.5	9	-	-	-	-	-																												
MM	286	114	229	-	-	-	-	-																												



FULL-TIME



model MVL2900

STANDARD FEATURES






- Canadian made, ergonomic seating.
- Extra thick seat foam and contoured back.
- Standard with height and width adjustable arms with self-skinned urethane (SSU) armcaps.
- Dual wheel carpet casters (C65) are standard.
- Can be upholstered in all Global grade 1 seating textiles with the exception of Luxhide (see page 130).
- Compliant with the emissions guidelines set by the GREENGUARD Environmental Institute.

CHAIR ADJUSTMENTS

- Multi-tilter with infinite position tilt lock.
- Infinite position back and seat angle adjustments, including forward tilt.
- Back height adjustment.
- Pneumatic seat height adjustment.

OPTIONAL FEATURES

- For hard surface flooring casters, please specify **(C65R)**. Add \$17/set.
- For optional sliding seat depth adjustment, please specify **(MD)**. Add \$27.

DESCRIPTION	MODEL# / FEATURES	List price							
 <p><b>Medium Back Multi-Tilter</b>                      Unit weight: 50 LB   22.7 KG                      Carton weight: 56 LB   25.4 KG                      Carton volume: 9.75 FT<sup>3</sup>   0.27 MT<sup>3</sup></p>	<b>MVL2900</b>	478							
	Fabric								
		OVERALL DIMENSIONS			SEAT DIMENSIONS			BACK DIMENSIONS	
		W	D	H	W	D	H	W	H
		IN 24.5	25	41	19.5	19	17.5-21.5	20	20-22
		MM 622	635	1041	495	483	445-546	508	508-559
	Ergonomic features: A, B, C, D, F, G, H, M, N, Q			1 per carton					

GENNEX



model OTG11340



model OTG11341

STANDARD FEATURES

- Multi-purpose guest/nesting chairs feature a flip up seat allowing chairs to stack horizontally.
- Durable Black steel frame.
- Black mesh back.
- Models with arms or without arms are available. Armchair features Black polyurethane armcaps.
- Dual wheel carpet casters are standard.
- Seat can be upholstered in all Global grade 1 seating textiles or in Luxhide bonded leather (see page 130).
- Compliant with the emissions guidelines set by the GREENGUARD Environmental Institute.

OPTIONAL FEATURES

- Hard surface flooring casters (**C9R**) can be purchased separately. Add \$64/set.

DESCRIPTION MODEL# / FEATURES



Nesting Guest Armchair w/Casters, Mesh Back and Uph Seat

Unit weight: 24 LB | 10.9 KG  
 Carton weight: 29 LB | 13.15 KG  
 Carton volume: 15.75 FT<sup>3</sup> | 0.44 MT<sup>3</sup>

Ergonomic features:  
M, N

List price

OTG11340 419

	OVERALL DIMENSIONS			SEAT DIMENSIONS			BACK DIMENSIONS	
	W	D	H	W	D	H	W	H
IN	25.5	22	33	17.5	16.5	20.5	17	15
MM	648	559	838	445	419	521	432	381



2 per carton



Armless Nesting Guest Chair w/Casters, Mesh Back and Uph Seat

Unit weight: 21 LB | 9.5 KG  
 Carton weight: 25.5 LB | 11.57 KG  
 Carton volume: 13.25 FT<sup>3</sup> | 0.37 MT<sup>3</sup>

Ergonomic features:  
M, N

List price

OTG11341 377

	OVERALL DIMENSIONS			SEAT DIMENSIONS			BACK DIMENSIONS	
	W	D	H	W	D	H	W	H
IN	22	22	33	17.5	16.5	20.5	17	15
MM	559	559	838	445	419	521	432	381



2 per carton



GEO



model OTG11641B

STANDARD FEATURES





























- Value priced, quality mesh seating.
- Scuff resistant arched base.
- Standard with height adjustable arms with durable self-skinned urethane (SSU) armcaps (except armless and tilter chairs).
- Tilter chair features fixed loop style polypropylene arms.
- Dual wheel carpet casters (C65) are standard.
- All models have a Black mesh back.
- OTG11636B, OTG11641B, OTG11642B and OTG11678B: Seat is upholstered in Black mesh fabric (MS20).
- Compliant with the emissions guidelines set by the GREENGUARD Environmental Institute.




CHAIR ADJUSTMENTS

- **Tilter chair**
  - Center tilt with upright position tilt lock.
  - Tilt tension adjustment.
  - Pneumatic seat height adjustment.
- **Synchro-tilter chair**
  - Synchro tilt with upright position tilt lock.
  - Tilt tension adjustment.
  - Pneumatic seat height adjustment.
- **Task chair**
  - Task mechanism.
  - Pneumatic seat height adjustment.
- **Height adjustable chair**
  - Task mechanism.
  - Height adjustable Chrome footrest.
  - Pneumatic seat height adjustment.

OPTIONAL FEATURES

- Hard surface flooring casters (**C65R**) can be purchased separately. Add \$80/set.

DESCRIPTION	MODEL# / FEATURES	List price																																			
 <p><b>LB Tilter, Mesh Back and Uph Seat</b>                      Unit weight: 26 LB   11.8 KG                      Carton weight: 30 LB   13.61 KG                      Carton volume: 3.75 FT<sup>3</sup>   0.1 MT<sup>3</sup></p>	<p><b>OTG11636B</b> Black mesh fabric</p> <p>Ergonomic features: A, B, C, M, N, S</p>	311																																			
		<table border="1"> <thead> <tr> <th colspan="3">OVERALL DIMENSIONS</th> <th colspan="3">SEAT DIMENSIONS</th> <th colspan="2">BACK DIMENSIONS</th> </tr> <tr> <th>W</th> <th>D</th> <th>H</th> <th>W</th> <th>D</th> <th>H</th> <th>W</th> <th>H</th> </tr> </thead> <tbody> <tr> <td>IN 22</td> <td>21</td> <td>38</td> <td>18.5</td> <td>16.5</td> <td>16.5-20.5</td> <td>17.5</td> <td>19</td> </tr> <tr> <td>MM 559</td> <td>533</td> <td>965</td> <td>470</td> <td>419</td> <td>419-521</td> <td>445</td> <td>483</td> </tr> </tbody> </table>		OVERALL DIMENSIONS			SEAT DIMENSIONS			BACK DIMENSIONS		W	D	H	W	D	H	W	H	IN 22	21	38	18.5	16.5	16.5-20.5	17.5	19	MM 559	533	965	470	419	419-521	445	483	<p>RTA 6  1 per carton </p>	
		OVERALL DIMENSIONS			SEAT DIMENSIONS			BACK DIMENSIONS																													
		W	D	H	W	D	H	W	H																												
IN 22	21	38	18.5	16.5	16.5-20.5	17.5	19																														
MM 559	533	965	470	419	419-521	445	483																														
<p>Ergonomic features: A, B, C, H, L, M, N</p>		<p>RTA 6  1 per carton </p>																																			
<p>Ergonomic features: C, H, M, N</p>		<p>RTA 6  1 per carton </p>																																			
 <p><b>HB Synchro-Tilter, Mesh Back and Uph Seat</b>                      Unit weight: 38 LB   17.3 KG                      Carton weight: 43 LB   19.5 KG                      Carton volume: 4.75 FT<sup>3</sup>   0.13 MT<sup>3</sup></p>	<p><b>OTG11641B</b> Black mesh fabric</p> <p>Ergonomic features: A, B, C, H, L, M, N</p>	486																																			
		<table border="1"> <thead> <tr> <th colspan="3">OVERALL DIMENSIONS</th> <th colspan="3">SEAT DIMENSIONS</th> <th colspan="2">BACK DIMENSIONS</th> </tr> <tr> <th>W</th> <th>D</th> <th>H</th> <th>W</th> <th>D</th> <th>H</th> <th>W</th> <th>H</th> </tr> </thead> <tbody> <tr> <td>IN 25</td> <td>23</td> <td>43</td> <td>20</td> <td>17.5</td> <td>16-20</td> <td>18</td> <td>25</td> </tr> <tr> <td>MM 635</td> <td>584</td> <td>1092</td> <td>508</td> <td>445</td> <td>406-508</td> <td>457</td> <td>635</td> </tr> </tbody> </table>		OVERALL DIMENSIONS			SEAT DIMENSIONS			BACK DIMENSIONS		W	D	H	W	D	H	W	H	IN 25	23	43	20	17.5	16-20	18	25	MM 635	584	1092	508	445	406-508	457	635	<p>RTA 6  1 per carton </p>	
		OVERALL DIMENSIONS			SEAT DIMENSIONS			BACK DIMENSIONS																													
		W	D	H	W	D	H	W	H																												
IN 25	23	43	20	17.5	16-20	18	25																														
MM 635	584	1092	508	445	406-508	457	635																														
<p>Ergonomic features: C, H, M, N</p>		<p>RTA 6  1 per carton </p>																																			
<p>Ergonomic features: C, H, M, N</p>		<p>RTA 6  1 per carton </p>																																			
 <p><b>LB Armless Task, Mesh Back and Uph Seat</b>                      Unit weight: 25 LB   11.4 KG                      Carton weight: 30 LB   13.61 KG                      Carton volume: 3.75 FT<sup>3</sup>   0.1 MT<sup>3</sup></p>	<p><b>OTG11642B</b> Black mesh fabric</p> <p>Ergonomic features: C, M, N</p>	263																																			
		<table border="1"> <thead> <tr> <th colspan="3">OVERALL DIMENSIONS</th> <th colspan="3">SEAT DIMENSIONS</th> <th colspan="2">BACK DIMENSIONS</th> </tr> <tr> <th>W</th> <th>D</th> <th>H</th> <th>W</th> <th>D</th> <th>H</th> <th>W</th> <th>H</th> </tr> </thead> <tbody> <tr> <td>IN 19</td> <td>20</td> <td>37</td> <td>19</td> <td>17</td> <td>15.5-20.5</td> <td>17</td> <td>19</td> </tr> <tr> <td>MM 483</td> <td>508</td> <td>940</td> <td>483</td> <td>432</td> <td>394-521</td> <td>432</td> <td>483</td> </tr> </tbody> </table>		OVERALL DIMENSIONS			SEAT DIMENSIONS			BACK DIMENSIONS		W	D	H	W	D	H	W	H	IN 19	20	37	19	17	15.5-20.5	17	19	MM 483	508	940	483	432	394-521	432	483	<p>RTA 6  1 per carton </p>	
		OVERALL DIMENSIONS			SEAT DIMENSIONS			BACK DIMENSIONS																													
		W	D	H	W	D	H	W	H																												
IN 19	20	37	19	17	15.5-20.5	17	19																														
MM 483	508	940	483	432	394-521	432	483																														
<p>Ergonomic features: C, H, M, N</p>		<p>RTA 6  1 per carton </p>																																			
<p>Ergonomic features: C, H, M, N</p>		<p>RTA 6  1 per carton </p>																																			
 <p><b>LB Height Adjustable Task, Mesh Back and Uph Seat</b>                      Unit weight: 37 LB   16.8 KG                      Carton weight: 42 LB   19.05 KG                      Carton volume: 6 FT<sup>3</sup>   0.16 MT<sup>3</sup></p>	<p><b>OTG11678B</b> Black mesh fabric</p> <p>Ergonomic features: C, H, M, N</p>	480																																			
		<table border="1"> <thead> <tr> <th colspan="3">OVERALL DIMENSIONS</th> <th colspan="3">SEAT DIMENSIONS</th> <th colspan="2">BACK DIMENSIONS</th> </tr> <tr> <th>W</th> <th>D</th> <th>H</th> <th>W</th> <th>D</th> <th>H</th> <th>W</th> <th>H</th> </tr> </thead> <tbody> <tr> <td>IN 25.5</td> <td>22</td> <td>46</td> <td>19</td> <td>17</td> <td>22-32</td> <td>17.5</td> <td>20</td> </tr> <tr> <td>MM 648</td> <td>559</td> <td>1168</td> <td>483</td> <td>432</td> <td>559-813</td> <td>445</td> <td>508</td> </tr> </tbody> </table>		OVERALL DIMENSIONS			SEAT DIMENSIONS			BACK DIMENSIONS		W	D	H	W	D	H	W	H	IN 25.5	22	46	19	17	22-32	17.5	20	MM 648	559	1168	483	432	559-813	445	508	<p>RTA 6  1 per carton </p>	
		OVERALL DIMENSIONS			SEAT DIMENSIONS			BACK DIMENSIONS																													
		W	D	H	W	D	H	W	H																												
IN 25.5	22	46	19	17	22-32	17.5	20																														
MM 648	559	1168	483	432	559-813	445	508																														
<p>Ergonomic features: C, H, M, N</p>		<p>RTA 6  1 per carton </p>																																			
<p>Ergonomic features: C, H, M, N</p>		<p>RTA 6  1 per carton </p>																																			

DESCRIPTION	MODEL# / FEATURES																																
 <p><b>Height Adjustable Arms for OTG11642B - 1 pair</b>                      Unit weight: 8 LB   3.6 KG                      Carton weight: 10 LB   4.54 KG                      Carton volume: 1.3 FT³   0.03 MT³</p>	List price																																
	<b>MVL2810</b>	88																															
	<table border="1"> <thead> <tr> <th colspan="3">OVERALL DIMENSIONS</th> <th colspan="3">SEAT DIMENSIONS</th> <th colspan="2">BACK DIMENSIONS</th> </tr> <tr> <th>W</th> <th>D</th> <th>H</th> <th>W</th> <th>D</th> <th>H</th> <th>W</th> <th>H</th> </tr> </thead> <tbody> <tr> <td>IN 3</td> <td>10</td> <td>12</td> <td>-</td> <td>-</td> <td>-</td> <td>-</td> <td>-</td> </tr> <tr> <td>MM 76</td> <td>254</td> <td>305</td> <td>-</td> <td>-</td> <td>-</td> <td>-</td> <td>-</td> </tr> </tbody> </table>		OVERALL DIMENSIONS			SEAT DIMENSIONS			BACK DIMENSIONS		W	D	H	W	D	H	W	H	IN 3	10	12	-	-	-	-	-	MM 76	254	305	-	-	-	-
OVERALL DIMENSIONS			SEAT DIMENSIONS			BACK DIMENSIONS																											
W	D	H	W	D	H	W	H																										
IN 3	10	12	-	-	-	-	-																										
MM 76	254	305	-	-	-	-	-																										
  1 pair per carton (pricing is for the pair, specifications are for one arm)																																	

**GRANBY**



model OTG10904

**STANDARD FEATURES**





- Mesh back synchro-tilter chair.
- Polished Aluminum base, Black frame and Chrome accents.
- Standard with height adjustable arms with durable self-skinned urethane (SSU) armcaps.
- Dual wheel carpet casters (C1) are standard.
- Air-flow Black mesh back.
- Seat is upholstered in Black, Quilt (QL10).
- Compliant with the emissions guidelines set by the GREENGUARD Environmental Institute.

**CHAIR ADJUSTMENTS**

- Synchro tilt with multi-position tilt lock.
- Tilt tension adjustment.
- Pneumatic seat height adjustment.
- Height adjustable lumbar support.

**OPTIONAL FEATURES**

- Hard surface flooring casters (**C9R**) can be purchased separately. Add \$80/set.

DESCRIPTION	MODEL# / FEATURES																																
 <p><b>High Back Synchro-Tilter</b>                      Unit weight: 36 LB   16.4 KG                      Carton weight: 40 LB   18.14 KG                      Carton volume: 4.5 FT³   0.12 MT³</p>	List price																																
	<b>OTG10904</b> Black Quilt	523																															
	<table border="1"> <thead> <tr> <th colspan="3">OVERALL DIMENSIONS</th> <th colspan="3">SEAT DIMENSIONS</th> <th colspan="2">BACK DIMENSIONS</th> </tr> <tr> <th>W</th> <th>D</th> <th>H</th> <th>W</th> <th>D</th> <th>H</th> <th>W</th> <th>H</th> </tr> </thead> <tbody> <tr> <td>IN 24</td> <td>24</td> <td>37.5</td> <td>19</td> <td>19</td> <td>17-20</td> <td>18.5</td> <td>18.5</td> </tr> <tr> <td>MM 610</td> <td>610</td> <td>953</td> <td>483</td> <td>483</td> <td>432-508</td> <td>470</td> <td>470</td> </tr> </tbody> </table>		OVERALL DIMENSIONS			SEAT DIMENSIONS			BACK DIMENSIONS		W	D	H	W	D	H	W	H	IN 24	24	37.5	19	19	17-20	18.5	18.5	MM 610	610	953	483	483	432-508	470
OVERALL DIMENSIONS			SEAT DIMENSIONS			BACK DIMENSIONS																											
W	D	H	W	D	H	W	H																										
IN 24	24	37.5	19	19	17-20	18.5	18.5																										
MM 610	610	953	483	483	432-508	470	470																										
Ergonomic features: A, B, C, D, H, L, M, N		  1 per carton																															

## HARDY



model OTG13080

### STANDARD FEATURES







- Light lounge swivel chair.
- Aluminum base with Chrome finished cylinder
- Black nylon glides are standard on model OTG13080.
- Dual wheel casters are standard on model OTG13081. Acceptable for use on hard surface flooring.
- Can be upholstered in all Global grade 1 seating textiles or in Luxhide bonded leather (see page 130).

### CHAIR ADJUSTMENTS

- Pneumatic seat height adjustment.

### ALTERNATE TEXTILE OPTIONS

- Graded-in and GPM textiles are available with a minimum of 10 units purchased. Contact Customer Service for further details.

DESCRIPTION	MODEL# / FEATURES																																				
 <p><b>Swivel Lounge w/Glides</b>                      Unit weight: 27 LB   12.3 KG                      Carton weight: 32 LB   14.51 KG                      Carton volume: 9.25 FT³   0.26 MT³</p>	List price																																				
	<b>OTG13080</b>	750																																			
	<table border="1"> <thead> <tr> <th rowspan="2"></th> <th colspan="3">OVERALL DIMENSIONS</th> <th colspan="3">SEAT DIMENSIONS</th> <th colspan="2">BACK DIMENSIONS</th> </tr> <tr> <th>W</th> <th>D</th> <th>H</th> <th>W</th> <th>D</th> <th>H</th> <th>W</th> <th>H</th> </tr> </thead> <tbody> <tr> <td>IN</td> <td>25</td> <td>26</td> <td>33</td> <td>15.5</td> <td>17.5</td> <td>16.5-20.5</td> <td>14</td> <td>14.5</td> </tr> <tr> <td>MM</td> <td>635</td> <td>660</td> <td>838</td> <td>394</td> <td>445</td> <td>419-521</td> <td>356</td> <td>368</td> </tr> </tbody> </table>			OVERALL DIMENSIONS			SEAT DIMENSIONS			BACK DIMENSIONS		W	D	H	W	D	H	W	H	IN	25	26	33	15.5	17.5	16.5-20.5	14	14.5	MM	635	660	838	394	445	419-521	356	368
		OVERALL DIMENSIONS			SEAT DIMENSIONS			BACK DIMENSIONS																													
		W	D	H	W	D	H	W	H																												
IN	25	26	33	15.5	17.5	16.5-20.5	14	14.5																													
MM	635	660	838	394	445	419-521	356	368																													
Ergonomic features: C, M, N		 1 per carton																																			
List price																																					
 <p><b>Swivel Lounge w/Casters</b>                      Unit weight: 27 LB   12.3 KG                      Carton weight: 32 LB   14.51 KG                      Carton volume: 9.25 FT³   0.26 MT³</p>	List price																																				
	<b>OTG13081</b>	750																																			
	<table border="1"> <thead> <tr> <th rowspan="2"></th> <th colspan="3">OVERALL DIMENSIONS</th> <th colspan="3">SEAT DIMENSIONS</th> <th colspan="2">BACK DIMENSIONS</th> </tr> <tr> <th>W</th> <th>D</th> <th>H</th> <th>W</th> <th>D</th> <th>H</th> <th>W</th> <th>H</th> </tr> </thead> <tbody> <tr> <td>IN</td> <td>25</td> <td>26</td> <td>33</td> <td>15.5</td> <td>17.5</td> <td>16.5-20.5</td> <td>14</td> <td>14.5</td> </tr> <tr> <td>MM</td> <td>635</td> <td>660</td> <td>838</td> <td>394</td> <td>445</td> <td>419-521</td> <td>356</td> <td>368</td> </tr> </tbody> </table>			OVERALL DIMENSIONS			SEAT DIMENSIONS			BACK DIMENSIONS		W	D	H	W	D	H	W	H	IN	25	26	33	15.5	17.5	16.5-20.5	14	14.5	MM	635	660	838	394	445	419-521	356	368
		OVERALL DIMENSIONS			SEAT DIMENSIONS			BACK DIMENSIONS																													
		W	D	H	W	D	H	W	H																												
IN	25	26	33	15.5	17.5	16.5-20.5	14	14.5																													
MM	635	660	838	394	445	419-521	356	368																													
Ergonomic features: C, M, N		 1 per carton																																			

IBEX



model MVL2801



model MVL2814



model MVL2807



model MVL2809

STANDARD FEATURES

- Ergonomic mesh seating designed to promote good posture and provide maximum comfort. Designed by Zooney Chu, Canadian made.
- Available with four different mechanism options: synchro-tilter, multi-tilter, tilter and task. Height adjustable chairs available with task mechanism only.
- Standard with height adjustable T-arms with self-skinned urethane (SSU) armcaps (except armless and guest chairs).
- Dual wheel carpet casters (C1) are standard (except four-legged guest chairs).
- Guest chairs have polymer armcaps (except armless models), a welded steel wall saver frame and are shipped fully assembled.
- Mesh back and mesh seat models can only be upholstered in Black mesh (MS69).
- Mesh back and upholstered seat models: Mesh back is available in Black (MS69) only and seating surface can be upholstered in Luxhide bonded leather (various colors) or in all Global grade 1 seating textiles (see page 130).
- Compliant with the emissions guidelines set by the GREENGUARD Environmental Institute.

OPTIONAL FEATURES

- For hard surface flooring casters, please specify (C9R). Add \$17/set.
- For optional sliding seat depth adjustment on multi-tilter chairs, please specify (MD). Add \$27.

ALTERNATE TEXTILE OPTIONS

- Graded-in and GPM textiles are available with a minimum of 10 units purchased. Contact Customer Service for further details.

CHAIR ADJUSTMENTS

- **Synchro-tilter chairs**
  - Synchro tilt with multi-position tilt lock.
  - Tilt tension adjustment.
  - Adjustable lumbar support.
  - Pneumatic seat height adjustment.
- **Multi-tilter chairs**
  - Infinite position tilt lock.
  - Tilt tension adjustment.
  - Infinite back and seat angle adjustment.
  - Adjustable lumbar support.
  - Pneumatic seat height adjustment.
- **Tilter chairs**
  - Center tilt with upright position tilt lock.
  - Tilt tension adjustment.
  - Seat depth adjustment.
  - Adjustable lumbar support.
  - Pneumatic seat height adjustment.
- **Task chairs**
  - Seat depth adjustment.
  - Adjustable lumbar support.
  - Pneumatic seat height adjustment.
- **Height adjustable chairs**
  - Task mechanism.
  - Adjustable lumbar support.
  - Pneumatic seat height adjustment.
  - Height adjustable Chrome footrest.

DESCRIPTION

MODEL# / FEATURES



Synchro-Tilter, Mesh Back and Uph Seat

Unit weight: 42 LB | 19.1 KG  
 Carton weight: 51 LB | 23.13 KG  
 Carton volume: 10.5 FT³ | 0.29 MT³

List price

**MVL2801** 538  
 Luxhide bonded leather or fabric (previously MVL2801F)

	OVERALL DIMENSIONS			SEAT DIMENSIONS			BACK DIMENSIONS	
	W	D	H	W	D	H	W	H
IN	26	26.5	39.5	20	18.5	16.5-21.5	19.5	20.5
MM	660	673	1003	508	470	419-546	495	521

Ergonomic features:  
 A, B, C, D, H, L, M, N



1 per carton



Multi-Tilter, Mesh Back and Uph Seat

Unit weight: 47 LB | 21.4 KG  
 Carton weight: 56 LB | 25.4 KG  
 Carton volume: 10.5 FT³ | 0.29 MT³

List price

**MVL2803** 588  
 Luxhide bonded leather or fabric (previously MVL2803F)

























	OVERALL DIMENSIONS			SEAT DIMENSIONS			BACK DIMENSIONS	
	W	D	H	W	D	H	W	H
IN	26	27	39.5	20	18.5	17.5-22.5	19.5	20
MM	660	686	1003	508	470	445-572	495	508

Ergonomic features:  
 A, B, C, D, F, G, H, M, N, S



1 per carton



DESCRIPTION	MODEL# / FEATURES																																			
 <p><b>Tilter, Mesh Back and Uph Seat</b>                      Unit weight: 40 LB   18.2 KG                      Carton weight: 49 LB   22.23 KG                      Carton volume: 10.5 FT³   0.29 MT³</p>	List price <b>MVL2804</b> 515 Luxhide bonded leather or fabric (previously MVL2804F)																																			
	<table border="1"> <thead> <tr> <th rowspan="2"></th> <th colspan="3">OVERALL DIMENSIONS</th> <th colspan="3">SEAT DIMENSIONS</th> <th colspan="2">BACK DIMENSIONS</th> </tr> <tr> <th>W</th> <th>D</th> <th>H</th> <th>W</th> <th>D</th> <th>H</th> <th>W</th> <th>H</th> </tr> </thead> <tbody> <tr> <td>IN</td> <td>26</td> <td>26.5</td> <td>38.5</td> <td>20</td> <td>18.5</td> <td>16.5-21.5</td> <td>19.5</td> <td>20.5</td> </tr> <tr> <td>MM</td> <td>660</td> <td>673</td> <td>978</td> <td>508</td> <td>470</td> <td>419-546</td> <td>495</td> <td>521</td> </tr> </tbody> </table>		OVERALL DIMENSIONS			SEAT DIMENSIONS			BACK DIMENSIONS		W	D	H	W	D	H	W	H	IN	26	26.5	38.5	20	18.5	16.5-21.5	19.5	20.5	MM	660	673	978	508	470	419-546	495	521
			OVERALL DIMENSIONS			SEAT DIMENSIONS			BACK DIMENSIONS																											
		W	D	H	W	D	H	W	H																											
IN	26	26.5	38.5	20	18.5	16.5-21.5	19.5	20.5																												
MM	660	673	978	508	470	419-546	495	521																												
Ergonomic features: A, B, C, D, E, H, M, N, S	  1 per carton  																																			
	List price <b>MVL2806</b> 468 Luxhide bonded leather or fabric (previously MVL2806F)																																			
 <p><b>Task, Mesh Back and Uph Seat</b>                      Unit weight: 32 LB   14.5 KG                      Carton weight: 41 LB   18.6 KG                      Carton volume: 10.5 FT³   0.29 MT³</p>	Ergonomic features: C, D, E, H, M, N																																			
	<table border="1"> <thead> <tr> <th rowspan="2"></th> <th colspan="3">OVERALL DIMENSIONS</th> <th colspan="3">SEAT DIMENSIONS</th> <th colspan="2">BACK DIMENSIONS</th> </tr> <tr> <th>W</th> <th>D</th> <th>H</th> <th>W</th> <th>D</th> <th>H</th> <th>W</th> <th>H</th> </tr> </thead> <tbody> <tr> <td>IN</td> <td>26</td> <td>26.5</td> <td>37</td> <td>20</td> <td>18.5</td> <td>16-21</td> <td>19.5</td> <td>20.5</td> </tr> <tr> <td>MM</td> <td>660</td> <td>673</td> <td>940</td> <td>508</td> <td>470</td> <td>406-533</td> <td>495</td> <td>521</td> </tr> </tbody> </table>		OVERALL DIMENSIONS			SEAT DIMENSIONS			BACK DIMENSIONS		W	D	H	W	D	H	W	H	IN	26	26.5	37	20	18.5	16-21	19.5	20.5	MM	660	673	940	508	470	406-533	495	521
			OVERALL DIMENSIONS			SEAT DIMENSIONS			BACK DIMENSIONS																											
		W	D	H	W	D	H	W	H																											
IN	26	26.5	37	20	18.5	16-21	19.5	20.5																												
MM	660	673	940	508	470	406-533	495	521																												
Ergonomic features: C, D, E, H, M, N	  1 per carton  																																			
	List price <b>MVL2807</b> 537 Luxhide bonded leather or fabric (previously MVL2807F)																																			
 <p><b>Armless Height Adjustable, Mesh Back and Uph Seat</b>                      Unit weight: 31 LB   14.1 KG                      Carton weight: 40 LB   18.14 KG                      Carton volume: 10.5 FT³   0.29 MT³</p>	Ergonomic features: C, D, M, N																																			
	<table border="1"> <thead> <tr> <th rowspan="2"></th> <th colspan="3">OVERALL DIMENSIONS</th> <th colspan="3">SEAT DIMENSIONS</th> <th colspan="2">BACK DIMENSIONS</th> </tr> <tr> <th>W</th> <th>D</th> <th>H</th> <th>W</th> <th>D</th> <th>H</th> <th>W</th> <th>H</th> </tr> </thead> <tbody> <tr> <td>IN</td> <td>20</td> <td>26.5</td> <td>48</td> <td>20</td> <td>18.5</td> <td>23-33</td> <td>19.5</td> <td>20.5</td> </tr> <tr> <td>MM</td> <td>508</td> <td>673</td> <td>1219</td> <td>508</td> <td>470</td> <td>584-838</td> <td>495</td> <td>521</td> </tr> </tbody> </table>		OVERALL DIMENSIONS			SEAT DIMENSIONS			BACK DIMENSIONS		W	D	H	W	D	H	W	H	IN	20	26.5	48	20	18.5	23-33	19.5	20.5	MM	508	673	1219	508	470	584-838	495	521
			OVERALL DIMENSIONS			SEAT DIMENSIONS			BACK DIMENSIONS																											
		W	D	H	W	D	H	W	H																											
IN	20	26.5	48	20	18.5	23-33	19.5	20.5																												
MM	508	673	1219	508	470	584-838	495	521																												
Ergonomic features: C, D, H, M, N	  1 per carton  																																			
	List price <b>MVL2808</b> 627 Luxhide bonded leather or fabric (previously MVL2808F)																																			
 <p><b>Height Adjustable w/Arms, Mesh Back and Uph Seat</b>                      Unit weight: 37 LB   16.8 KG                      Carton weight: 46 LB   20.87 KG                      Carton volume: 10.5 FT³   0.29 MT³</p>	Ergonomic features: C, D, H, M, N																																			
	<table border="1"> <thead> <tr> <th rowspan="2"></th> <th colspan="3">OVERALL DIMENSIONS</th> <th colspan="3">SEAT DIMENSIONS</th> <th colspan="2">BACK DIMENSIONS</th> </tr> <tr> <th>W</th> <th>D</th> <th>H</th> <th>W</th> <th>D</th> <th>H</th> <th>W</th> <th>H</th> </tr> </thead> <tbody> <tr> <td>IN</td> <td>26</td> <td>26.5</td> <td>48</td> <td>20</td> <td>18.5</td> <td>23-33</td> <td>19.5</td> <td>20.5</td> </tr> <tr> <td>MM</td> <td>660</td> <td>673</td> <td>1219</td> <td>508</td> <td>470</td> <td>584-838</td> <td>495</td> <td>521</td> </tr> </tbody> </table>		OVERALL DIMENSIONS			SEAT DIMENSIONS			BACK DIMENSIONS		W	D	H	W	D	H	W	H	IN	26	26.5	48	20	18.5	23-33	19.5	20.5	MM	660	673	1219	508	470	584-838	495	521
			OVERALL DIMENSIONS			SEAT DIMENSIONS			BACK DIMENSIONS																											
		W	D	H	W	D	H	W	H																											
IN	26	26.5	48	20	18.5	23-33	19.5	20.5																												
MM	660	673	1219	508	470	584-838	495	521																												
Ergonomic features: C, D, H, M, N	  1 per carton  																																			
	List price <b>MVL2809</b> 396 Luxhide bonded leather or fabric (previously MVL2809F)																																			
 <p><b>Guest Chair, Mesh Back and Uph Seat</b>                      Unit weight: 20 LB   9.1 KG                      Carton weight: 26 LB   11.79 KG                      Carton volume: 13.5 FT³   0.38 MT³</p>	Stacks 5 high. Ergonomic features: M, N																																			
	<table border="1"> <thead> <tr> <th rowspan="2"></th> <th colspan="3">OVERALL DIMENSIONS</th> <th colspan="3">SEAT DIMENSIONS</th> <th colspan="2">BACK DIMENSIONS</th> </tr> <tr> <th>W</th> <th>D</th> <th>H</th> <th>W</th> <th>D</th> <th>H</th> <th>W</th> <th>H</th> </tr> </thead> <tbody> <tr> <td>IN</td> <td>25.25</td> <td>24</td> <td>34.5</td> <td>19.5</td> <td>18</td> <td>17.5</td> <td>19</td> <td>17</td> </tr> <tr> <td>MM</td> <td>641</td> <td>610</td> <td>876</td> <td>495</td> <td>457</td> <td>445</td> <td>483</td> <td>432</td> </tr> </tbody> </table>		OVERALL DIMENSIONS			SEAT DIMENSIONS			BACK DIMENSIONS		W	D	H	W	D	H	W	H	IN	25.25	24	34.5	19.5	18	17.5	19	17	MM	641	610	876	495	457	445	483	432
			OVERALL DIMENSIONS			SEAT DIMENSIONS			BACK DIMENSIONS																											
		W	D	H	W	D	H	W	H																											
IN	25.25	24	34.5	19.5	18	17.5	19	17																												
MM	641	610	876	495	457	445	483	432																												
Ergonomic features: M, N	 1 per carton  																																			

**DESCRIPTION MODEL# / FEATURES**



**Guest Chair w/Casters, Mesh Back and Uph Seat**

Unit weight: 20 LB | 9.1 KG  
 Carton weight: 26 LB | 11.79 KG  
 Carton volume: 13.5 FT³ | 0.38 MT³

List price							
<b>MVL2809C</b>	479						
Luxehide bonded leather or fabric (previously MVL2809CF)							
OVERALL DIMENSIONS			SEAT DIMENSIONS			BACK DIMENSIONS	
W	D	H	W	D	H	W	H
IN 25.25	24	34.5	19.5	18	17.5	19	17
MM 641	610	876	495	457	445	483	432
Ergonomic features: M, N		RTA 00	1 per carton				



**Synchro-Tilter, Uph Back and Seat**

Unit weight: 42 LB | 19.1 KG  
 Carton weight: 51 LB | 23.13 KG  
 Carton volume: 10.5 FT³ | 0.29 MT³

List price							
<b>MVL2811</b>	611						
Luxehide bonded leather or fabric (previously MVL2811F)							
OVERALL DIMENSIONS			SEAT DIMENSIONS			BACK DIMENSIONS	
W	D	H	W	D	H	W	H
IN 26	26.5	39.5	20	18.5	16.5-21.5	19.5	20.5
MM 660	673	1003	508	470	419-546	495	521
Ergonomic features: A, B, C, D, H, L, M, N		RTA 2	courier	1 per carton			



**Multi-Tilter, Uph Back and Seat**

Unit weight: 47 LB | 21.4 KG  
 Carton weight: 56 LB | 25.4 KG  
 Carton volume: 10.5 FT³ | 0.29 MT³

List price							
<b>MVL2813</b>	662						
Luxehide bonded leather or fabric (previously MVL2813F)							
OVERALL DIMENSIONS			SEAT DIMENSIONS			BACK DIMENSIONS	
W	D	H	W	D	H	W	H
IN 26	27	39.5	20	18.5	17.5-22.5	19.5	20
MM 660	686	1003	508	470	445-572	495	508
Ergonomic features: A, B, C, D, F, G, H, M, N, S		RTA 2	courier	1 per carton			



**Tilter, Uph Back and Seat**

Unit weight: 40 LB | 18.2 KG  
 Carton weight: 49 LB | 22.23 KG  
 Carton volume: 10.5 FT³ | 0.29 MT³

List price							
<b>MVL2814</b>	587						
Luxehide bonded leather or fabric (previously MVL2814F)							
OVERALL DIMENSIONS			SEAT DIMENSIONS			BACK DIMENSIONS	
W	D	H	W	D	H	W	H
IN 26	26.5	38.5	20	18.5	16.5-21.5	19.5	20.5
MM 660	673	978	508	470	419-546	495	521
Ergonomic features: A, B, C, D, E, H, M, N, S		RTA 2	courier	1 per carton			













**Task, Uph Back and Seat**













Unit weight: 32 LB | 14.5 KG  
 Carton weight: 41 LB | 18.6 KG  
 Carton volume: 10.5 FT³ | 0.29 MT³

List price							
<b>MVL2816</b>	542						
Luxehide bonded leather or fabric (previously MVL2816F)							
OVERALL DIMENSIONS			SEAT DIMENSIONS			BACK DIMENSIONS	
W	D	H	W	D	H	W	H
IN 26	26.5	37	20	18.5	16-21	19.5	20.5
MM 660	673	940	508	470	406-533	495	521
Ergonomic features: C, D, E, H, M, N		RTA 2	courier	1 per carton			



DESCRIPTION	MODEL# / FEATURES																																				
 <p><b>Armless Height Adjustable, Uph Back and Seat</b>                      Unit weight: 31 LB   14.1 KG                      Carton weight: 40 LB   18.14 KG                      Carton volume: 10.5 FT³   0.29 MT³</p>	List price <b>MVL2817</b> 609 Luxhide bonded leather or fabric (previously MVL2817F)																																				
	<table border="1"> <thead> <tr> <th rowspan="2"></th> <th colspan="3">OVERALL DIMENSIONS</th> <th colspan="3">SEAT DIMENSIONS</th> <th colspan="2">BACK DIMENSIONS</th> </tr> <tr> <th>W</th> <th>D</th> <th>H</th> <th>W</th> <th>D</th> <th>H</th> <th>W</th> <th>H</th> </tr> </thead> <tbody> <tr> <td>IN</td> <td>20</td> <td>26.5</td> <td>48</td> <td>20</td> <td>18.5</td> <td>23-33</td> <td>19.5</td> <td>20.5</td> </tr> <tr> <td>MM</td> <td>508</td> <td>673</td> <td>1219</td> <td>508</td> <td>470</td> <td>584-838</td> <td>495</td> <td>521</td> </tr> </tbody> </table>		OVERALL DIMENSIONS			SEAT DIMENSIONS			BACK DIMENSIONS		W	D	H	W	D	H	W	H	IN	20	26.5	48	20	18.5	23-33	19.5	20.5	MM	508	673	1219	508	470	584-838	495	521	
			OVERALL DIMENSIONS			SEAT DIMENSIONS			BACK DIMENSIONS																												
		W	D	H	W	D	H	W	H																												
	IN	20	26.5	48	20	18.5	23-33	19.5	20.5																												
MM	508	673	1219	508	470	584-838	495	521																													
Ergonomic features: C, D, M, N	RTA 2    courier    1 per carton    CANADA    GREENGUARD																																				
 <p><b>Height Adjustable w/Arms, Uph Back and Seat</b>                      Unit weight: 37 LB   16.8 KG                      Carton weight: 46 LB   20.87 KG                      Carton volume: 10.5 FT³   0.29 MT³</p>	List price <b>MVL2818</b> 698 Luxhide bonded leather or fabric (previously MVL2818F)																																				
	<table border="1"> <thead> <tr> <th rowspan="2"></th> <th colspan="3">OVERALL DIMENSIONS</th> <th colspan="3">SEAT DIMENSIONS</th> <th colspan="2">BACK DIMENSIONS</th> </tr> <tr> <th>W</th> <th>D</th> <th>H</th> <th>W</th> <th>D</th> <th>H</th> <th>W</th> <th>H</th> </tr> </thead> <tbody> <tr> <td>IN</td> <td>26</td> <td>26.5</td> <td>48</td> <td>20</td> <td>18.5</td> <td>23-33</td> <td>19.5</td> <td>20.5</td> </tr> <tr> <td>MM</td> <td>660</td> <td>673</td> <td>1219</td> <td>508</td> <td>470</td> <td>584-838</td> <td>495</td> <td>521</td> </tr> </tbody> </table>		OVERALL DIMENSIONS			SEAT DIMENSIONS			BACK DIMENSIONS		W	D	H	W	D	H	W	H	IN	26	26.5	48	20	18.5	23-33	19.5	20.5	MM	660	673	1219	508	470	584-838	495	521	
			OVERALL DIMENSIONS			SEAT DIMENSIONS			BACK DIMENSIONS																												
		W	D	H	W	D	H	W	H																												
	IN	26	26.5	48	20	18.5	23-33	19.5	20.5																												
MM	660	673	1219	508	470	584-838	495	521																													
Ergonomic features: C, D, H, M, N	RTA 2    courier    1 per carton    CANADA    GREENGUARD																																				
 <p><b>Guest Chair, Uph Back and Seat</b>                      Unit weight: 20 LB   9.1 KG                      Carton weight: 26 LB   11.79 KG                      Carton volume: 13.5 FT³   0.38 MT³</p>	List price <b>MVL2819</b> 465 Luxhide bonded leather or fabric (previously MVL2819F)																																				
	Stacks 5 high.	<table border="1"> <thead> <tr> <th rowspan="2"></th> <th colspan="3">OVERALL DIMENSIONS</th> <th colspan="3">SEAT DIMENSIONS</th> <th colspan="2">BACK DIMENSIONS</th> </tr> <tr> <th>W</th> <th>D</th> <th>H</th> <th>W</th> <th>D</th> <th>H</th> <th>W</th> <th>H</th> </tr> </thead> <tbody> <tr> <td>IN</td> <td>25.25</td> <td>24</td> <td>34.5</td> <td>19.5</td> <td>18</td> <td>17.5</td> <td>19</td> <td>17</td> </tr> <tr> <td>MM</td> <td>641</td> <td>610</td> <td>876</td> <td>495</td> <td>457</td> <td>445</td> <td>483</td> <td>432</td> </tr> </tbody> </table>		OVERALL DIMENSIONS			SEAT DIMENSIONS			BACK DIMENSIONS		W	D	H	W	D	H	W	H	IN	25.25	24	34.5	19.5	18	17.5	19	17	MM	641	610	876	495	457	445	483	432
		OVERALL DIMENSIONS			SEAT DIMENSIONS			BACK DIMENSIONS																													
		W	D	H	W	D	H	W	H																												
	IN	25.25	24	34.5	19.5	18	17.5	19	17																												
MM	641	610	876	495	457	445	483	432																													
Back exterior upholstered in Jenny, Ebony (JN02).	RTA 00    1 per carton    CANADA    GREENGUARD																																				
Ergonomic features: M, N																																					
 <p><b>Guest Chair w/Casters, Uph Back and Seat</b>                      Unit weight: 20 LB   9.1 KG                      Carton weight: 26 LB   11.79 KG                      Carton volume: 13.5 FT³   0.38 MT³</p>	List price <b>MVL2819C</b> 545 Luxhide bonded leather or fabric (previously MVL2819CF)																																				
	<table border="1"> <thead> <tr> <th rowspan="2"></th> <th colspan="3">OVERALL DIMENSIONS</th> <th colspan="3">SEAT DIMENSIONS</th> <th colspan="2">BACK DIMENSIONS</th> </tr> <tr> <th>W</th> <th>D</th> <th>H</th> <th>W</th> <th>D</th> <th>H</th> <th>W</th> <th>H</th> </tr> </thead> <tbody> <tr> <td>IN</td> <td>25.25</td> <td>24</td> <td>34.5</td> <td>19.5</td> <td>18</td> <td>17.5</td> <td>19</td> <td>17</td> </tr> <tr> <td>MM</td> <td>641</td> <td>610</td> <td>876</td> <td>495</td> <td>457</td> <td>445</td> <td>483</td> <td>432</td> </tr> </tbody> </table>		OVERALL DIMENSIONS			SEAT DIMENSIONS			BACK DIMENSIONS		W	D	H	W	D	H	W	H	IN	25.25	24	34.5	19.5	18	17.5	19	17	MM	641	610	876	495	457	445	483	432	
			OVERALL DIMENSIONS			SEAT DIMENSIONS			BACK DIMENSIONS																												
		W	D	H	W	D	H	W	H																												
	IN	25.25	24	34.5	19.5	18	17.5	19	17																												
MM	641	610	876	495	457	445	483	432																													
Back exterior upholstered in Jenny, Ebony (JN02).	RTA 00    1 per carton    CANADA    GREENGUARD																																				
Ergonomic features: M, N																																					
 <p><b>Synchro-Tilter, Mesh Back and Seat</b>                      Unit weight: 42 LB   19.1 KG                      Carton weight: 51 LB   23.13 KG                      Carton volume: 10.5 FT³   0.29 MT³</p>	List price <b>MVL2821</b> 641 Black mesh																																				
	<table border="1"> <thead> <tr> <th rowspan="2"></th> <th colspan="3">OVERALL DIMENSIONS</th> <th colspan="3">SEAT DIMENSIONS</th> <th colspan="2">BACK DIMENSIONS</th> </tr> <tr> <th>W</th> <th>D</th> <th>H</th> <th>W</th> <th>D</th> <th>H</th> <th>W</th> <th>H</th> </tr> </thead> <tbody> <tr> <td>IN</td> <td>26</td> <td>26.5</td> <td>39.5</td> <td>20</td> <td>18.5</td> <td>16.5-21.5</td> <td>19.5</td> <td>20.5</td> </tr> <tr> <td>MM</td> <td>660</td> <td>673</td> <td>1003</td> <td>508</td> <td>470</td> <td>419-546</td> <td>495</td> <td>521</td> </tr> </tbody> </table>		OVERALL DIMENSIONS			SEAT DIMENSIONS			BACK DIMENSIONS		W	D	H	W	D	H	W	H	IN	26	26.5	39.5	20	18.5	16.5-21.5	19.5	20.5	MM	660	673	1003	508	470	419-546	495	521	
			OVERALL DIMENSIONS			SEAT DIMENSIONS			BACK DIMENSIONS																												
		W	D	H	W	D	H	W	H																												
	IN	26	26.5	39.5	20	18.5	16.5-21.5	19.5	20.5																												
MM	660	673	1003	508	470	419-546	495	521																													
Ergonomic features: A, B, C, D, H, L, M	RTA 2    courier    1 per carton    ENGINEERED TESTER ASSEMBLED COME TESTE MONTÉ    GREENGUARD																																				

DESCRIPTION	MODEL# / FEATURES	List price																																	
 <p><b>Multi-Tilter, Mesh Back and Seat</b>                      Unit weight: 47 LB   21.4 KG                      Carton weight: 56 LB   25.4 KG                      Carton volume: 10.5 FT³   0.29 MT³</p>	<p><b>MVL2823</b> Black mesh</p> <p>Ergonomic features: A, B, C, D, F, G, H, M, S</p>	690																																	
		<table border="1"> <thead> <tr> <th colspan="3">OVERALL DIMENSIONS</th> <th colspan="3">SEAT DIMENSIONS</th> <th colspan="2">BACK DIMENSIONS</th> </tr> <tr> <th>W</th> <th>D</th> <th>H</th> <th>W</th> <th>D</th> <th>H</th> <th>W</th> <th>H</th> </tr> </thead> <tbody> <tr> <td>IN 26</td> <td>27</td> <td>39.5</td> <td>20</td> <td>18.5</td> <td>17.5-22.5</td> <td>19.5</td> <td>20</td> </tr> <tr> <td>MM 660</td> <td>686</td> <td>1003</td> <td>508</td> <td>470</td> <td>445-572</td> <td>495</td> <td>508</td> </tr> </tbody> </table>	OVERALL DIMENSIONS			SEAT DIMENSIONS			BACK DIMENSIONS		W	D	H	W	D	H	W	H	IN 26	27	39.5	20	18.5	17.5-22.5	19.5	20	MM 660	686	1003	508	470	445-572	495	508	<p>RTA 2</p> <p>courier</p> <p>1 per carton</p> <p>ENGINEERED TESTED ASSEMBLED CONÇO TESTÉ MONTÉ</p> <p>certified</p>
		OVERALL DIMENSIONS			SEAT DIMENSIONS			BACK DIMENSIONS																											
W	D	H	W	D	H	W	H																												
IN 26	27	39.5	20	18.5	17.5-22.5	19.5	20																												
MM 660	686	1003	508	470	445-572	495	508																												
 <p><b>Tilter, Mesh Back and Seat</b>                      Unit weight: 40 LB   18.2 KG                      Carton weight: 49 LB   22.23 KG                      Carton volume: 10.5 FT³   0.29 MT³</p>	<p><b>MVL2824</b> Black mesh</p> <p>Ergonomic features: A, B, C, D, E, H, M, S</p>	616																																	
		<table border="1"> <thead> <tr> <th colspan="3">OVERALL DIMENSIONS</th> <th colspan="3">SEAT DIMENSIONS</th> <th colspan="2">BACK DIMENSIONS</th> </tr> <tr> <th>W</th> <th>D</th> <th>H</th> <th>W</th> <th>D</th> <th>H</th> <th>W</th> <th>H</th> </tr> </thead> <tbody> <tr> <td>IN 26</td> <td>26.5</td> <td>38.5</td> <td>20</td> <td>18.5</td> <td>16.5-21.5</td> <td>19.5</td> <td>20.5</td> </tr> <tr> <td>MM 660</td> <td>673</td> <td>978</td> <td>508</td> <td>470</td> <td>419-546</td> <td>495</td> <td>521</td> </tr> </tbody> </table>	OVERALL DIMENSIONS			SEAT DIMENSIONS			BACK DIMENSIONS		W	D	H	W	D	H	W	H	IN 26	26.5	38.5	20	18.5	16.5-21.5	19.5	20.5	MM 660	673	978	508	470	419-546	495	521	<p>RTA 2</p> <p>courier</p> <p>1 per carton</p> <p>ENGINEERED TESTED ASSEMBLED CONÇO TESTÉ MONTÉ</p> <p>certified</p>
		OVERALL DIMENSIONS			SEAT DIMENSIONS			BACK DIMENSIONS																											
W	D	H	W	D	H	W	H																												
IN 26	26.5	38.5	20	18.5	16.5-21.5	19.5	20.5																												
MM 660	673	978	508	470	419-546	495	521																												
 <p><b>Task, Mesh Back and Seat</b>                      Unit weight: 32 LB   14.5 KG                      Carton weight: 41 LB   18.6 KG                      Carton volume: 10.5 FT³   0.29 MT³</p>	<p><b>MVL2826</b> Black mesh</p> <p>Ergonomic features: C, D, E, H, M</p>	572																																	
		<table border="1"> <thead> <tr> <th colspan="3">OVERALL DIMENSIONS</th> <th colspan="3">SEAT DIMENSIONS</th> <th colspan="2">BACK DIMENSIONS</th> </tr> <tr> <th>W</th> <th>D</th> <th>H</th> <th>W</th> <th>D</th> <th>H</th> <th>W</th> <th>H</th> </tr> </thead> <tbody> <tr> <td>IN 26</td> <td>26.5</td> <td>37</td> <td>20</td> <td>18.5</td> <td>16-21</td> <td>19.5</td> <td>20.5</td> </tr> <tr> <td>MM 660</td> <td>673</td> <td>940</td> <td>508</td> <td>470</td> <td>406-533</td> <td>495</td> <td>521</td> </tr> </tbody> </table>	OVERALL DIMENSIONS			SEAT DIMENSIONS			BACK DIMENSIONS		W	D	H	W	D	H	W	H	IN 26	26.5	37	20	18.5	16-21	19.5	20.5	MM 660	673	940	508	470	406-533	495	521	<p>RTA 2</p> <p>courier</p> <p>1 per carton</p> <p>ENGINEERED TESTED ASSEMBLED CONÇO TESTÉ MONTÉ</p> <p>certified</p>
		OVERALL DIMENSIONS			SEAT DIMENSIONS			BACK DIMENSIONS																											
W	D	H	W	D	H	W	H																												
IN 26	26.5	37	20	18.5	16-21	19.5	20.5																												
MM 660	673	940	508	470	406-533	495	521																												
 <p><b>Armless Height Adjustable, Mesh Back and Seat</b>                      Unit weight: 31 LB   14.1 KG                      Carton weight: 40 LB   18.14 KG                      Carton volume: 10.5 FT³   0.29 MT³</p>	<p><b>MVL2827</b> Black mesh</p> <p>Ergonomic features: C, D, M</p>	639																																	
		<table border="1"> <thead> <tr> <th colspan="3">OVERALL DIMENSIONS</th> <th colspan="3">SEAT DIMENSIONS</th> <th colspan="2">BACK DIMENSIONS</th> </tr> <tr> <th>W</th> <th>D</th> <th>H</th> <th>W</th> <th>D</th> <th>H</th> <th>W</th> <th>H</th> </tr> </thead> <tbody> <tr> <td>IN 20</td> <td>26.5</td> <td>48</td> <td>20</td> <td>18.5</td> <td>23-33</td> <td>19.5</td> <td>20.5</td> </tr> <tr> <td>MM 508</td> <td>673</td> <td>1219</td> <td>508</td> <td>470</td> <td>584-838</td> <td>495</td> <td>521</td> </tr> </tbody> </table>	OVERALL DIMENSIONS			SEAT DIMENSIONS			BACK DIMENSIONS		W	D	H	W	D	H	W	H	IN 20	26.5	48	20	18.5	23-33	19.5	20.5	MM 508	673	1219	508	470	584-838	495	521	<p>RTA 2</p> <p>courier</p> <p>1 per carton</p> <p>ENGINEERED TESTED ASSEMBLED CONÇO TESTÉ MONTÉ</p> <p>certified</p>
		OVERALL DIMENSIONS			SEAT DIMENSIONS			BACK DIMENSIONS																											
W	D	H	W	D	H	W	H																												
IN 20	26.5	48	20	18.5	23-33	19.5	20.5																												
MM 508	673	1219	508	470	584-838	495	521																												
 <p><b>Height Adjustable w/Arms, Mesh Back and Seat</b>                      Unit weight: 37 LB   16.8 KG                      Carton weight: 46 LB   20.87 KG                      Carton volume: 10.5 FT³   0.29 MT³</p>	<p><b>MVL2828</b> Black mesh</p> <p>Ergonomic features: C, D, H, M</p>	727																																	
		<table border="1"> <thead> <tr> <th colspan="3">OVERALL DIMENSIONS</th> <th colspan="3">SEAT DIMENSIONS</th> <th colspan="2">BACK DIMENSIONS</th> </tr> <tr> <th>W</th> <th>D</th> <th>H</th> <th>W</th> <th>D</th> <th>H</th> <th>W</th> <th>H</th> </tr> </thead> <tbody> <tr> <td>IN 26</td> <td>26.5</td> <td>48</td> <td>20</td> <td>18.5</td> <td>23-33</td> <td>19.5</td> <td>20.5</td> </tr> <tr> <td>MM 660</td> <td>673</td> <td>1219</td> <td>508</td> <td>470</td> <td>584-838</td> <td>495</td> <td>521</td> </tr> </tbody> </table>	OVERALL DIMENSIONS			SEAT DIMENSIONS			BACK DIMENSIONS		W	D	H	W	D	H	W	H	IN 26	26.5	48	20	18.5	23-33	19.5	20.5	MM 660	673	1219	508	470	584-838	495	521	<p>RTA 2</p> <p>courier</p> <p>1 per carton</p> <p>ENGINEERED TESTED ASSEMBLED CONÇO TESTÉ MONTÉ</p> <p>certified</p>
		OVERALL DIMENSIONS			SEAT DIMENSIONS			BACK DIMENSIONS																											
W	D	H	W	D	H	W	H																												
IN 26	26.5	48	20	18.5	23-33	19.5	20.5																												
MM 660	673	1219	508	470	584-838	495	521																												

DESCRIPTION	MODEL# / FEATURES																																				
 <p><b>Armless Guest Chair, Mesh Back and Uph Seat</b>                      Unit weight: 19 LB   8.6 KG                      Carton weight: 25 LB   11.34 KG                      Carton volume: 13 FT<sup>3</sup>   0.36 MT<sup>3</sup></p>	List price																																				
	<b>MVL2831</b>	369																																			
	Luxhide bonded leather or fabric (previously MVL2831F)																																				
	<table border="1"> <thead> <tr> <th rowspan="2"></th> <th colspan="3">OVERALL DIMENSIONS</th> <th colspan="3">SEAT DIMENSIONS</th> <th colspan="2">BACK DIMENSIONS</th> </tr> <tr> <th>W</th> <th>D</th> <th>H</th> <th>W</th> <th>D</th> <th>H</th> <th>W</th> <th>H</th> </tr> </thead> <tbody> <tr> <td>IN</td> <td>20</td> <td>24</td> <td>34.5</td> <td>19.5</td> <td>18</td> <td>17.5</td> <td>19</td> <td>17</td> </tr> <tr> <td>MM</td> <td>508</td> <td>610</td> <td>876</td> <td>495</td> <td>457</td> <td>445</td> <td>483</td> <td>432</td> </tr> </tbody> </table>			OVERALL DIMENSIONS			SEAT DIMENSIONS			BACK DIMENSIONS		W	D	H	W	D	H	W	H	IN	20	24	34.5	19.5	18	17.5	19	17	MM	508	610	876	495	457	445	483	432
		OVERALL DIMENSIONS			SEAT DIMENSIONS			BACK DIMENSIONS																													
W		D	H	W	D	H	W	H																													
IN	20	24	34.5	19.5	18	17.5	19	17																													
MM	508	610	876	495	457	445	483	432																													
Stacks 5 high.	Ergonomic features: M, N	RTA 00 1 per carton  																																			
 <p><b>Armless Guest Chair w/Casters, Mesh Back and Uph Seat</b>                      Unit weight: 19 LB   8.6 KG                      Carton weight: 25 LB   11.34 KG                      Carton volume: 13 FT<sup>3</sup>   0.36 MT<sup>3</sup></p>	List price																																				
	<b>MVL2831C</b>	453																																			
	Luxhide bonded leather or fabric (previously MVL2831CF)																																				
	<table border="1"> <thead> <tr> <th rowspan="2"></th> <th colspan="3">OVERALL DIMENSIONS</th> <th colspan="3">SEAT DIMENSIONS</th> <th colspan="2">BACK DIMENSIONS</th> </tr> <tr> <th>W</th> <th>D</th> <th>H</th> <th>W</th> <th>D</th> <th>H</th> <th>W</th> <th>H</th> </tr> </thead> <tbody> <tr> <td>IN</td> <td>20</td> <td>24</td> <td>34.5</td> <td>19.5</td> <td>18</td> <td>17.5</td> <td>19</td> <td>17</td> </tr> <tr> <td>MM</td> <td>508</td> <td>610</td> <td>876</td> <td>495</td> <td>457</td> <td>445</td> <td>483</td> <td>432</td> </tr> </tbody> </table>			OVERALL DIMENSIONS			SEAT DIMENSIONS			BACK DIMENSIONS		W	D	H	W	D	H	W	H	IN	20	24	34.5	19.5	18	17.5	19	17	MM	508	610	876	495	457	445	483	432
		OVERALL DIMENSIONS			SEAT DIMENSIONS			BACK DIMENSIONS																													
W		D	H	W	D	H	W	H																													
IN	20	24	34.5	19.5	18	17.5	19	17																													
MM	508	610	876	495	457	445	483	432																													
Stacks 5 high.	Ergonomic features: M, N	RTA 00 1 per carton  																																			
 <p><b>Armless Guest Chair, Uph Back and Seat</b>                      Unit weight: 20 LB   9.1 KG                      Carton weight: 26 LB   11.79 KG                      Carton volume: 13 FT<sup>3</sup>   0.36 MT<sup>3</sup></p>	List price																																				
	<b>MVL2832</b>	438																																			
	Luxhide bonded leather or fabric (previously MVL2832F)																																				
	<table border="1"> <thead> <tr> <th rowspan="2"></th> <th colspan="3">OVERALL DIMENSIONS</th> <th colspan="3">SEAT DIMENSIONS</th> <th colspan="2">BACK DIMENSIONS</th> </tr> <tr> <th>W</th> <th>D</th> <th>H</th> <th>W</th> <th>D</th> <th>H</th> <th>W</th> <th>H</th> </tr> </thead> <tbody> <tr> <td>IN</td> <td>20</td> <td>24</td> <td>34.5</td> <td>19.5</td> <td>18</td> <td>17.5</td> <td>19</td> <td>17</td> </tr> <tr> <td>MM</td> <td>508</td> <td>610</td> <td>876</td> <td>495</td> <td>457</td> <td>445</td> <td>483</td> <td>432</td> </tr> </tbody> </table>			OVERALL DIMENSIONS			SEAT DIMENSIONS			BACK DIMENSIONS		W	D	H	W	D	H	W	H	IN	20	24	34.5	19.5	18	17.5	19	17	MM	508	610	876	495	457	445	483	432
		OVERALL DIMENSIONS			SEAT DIMENSIONS			BACK DIMENSIONS																													
W		D	H	W	D	H	W	H																													
IN	20	24	34.5	19.5	18	17.5	19	17																													
MM	508	610	876	495	457	445	483	432																													
Stacks 5 high.	Ergonomic features: M, N	RTA 00 1 per carton  																																			
 <p><b>Armless Guest Chair w/Casters, Uph Back and Seat</b>                      Unit weight: 20 LB   9.1 KG                      Carton weight: 26 LB   11.79 KG                      Carton volume: 13 FT<sup>3</sup>   0.36 MT<sup>3</sup></p>	List price																																				
	<b>MVL2832C</b>	517																																			
	Luxhide bonded leather or fabric (previously MVL2832CF)																																				
	<table border="1"> <thead> <tr> <th rowspan="2"></th> <th colspan="3">OVERALL DIMENSIONS</th> <th colspan="3">SEAT DIMENSIONS</th> <th colspan="2">BACK DIMENSIONS</th> </tr> <tr> <th>W</th> <th>D</th> <th>H</th> <th>W</th> <th>D</th> <th>H</th> <th>W</th> <th>H</th> </tr> </thead> <tbody> <tr> <td>IN</td> <td>20</td> <td>24</td> <td>34.5</td> <td>19.5</td> <td>18</td> <td>17.5</td> <td>19</td> <td>17</td> </tr> <tr> <td>MM</td> <td>508</td> <td>610</td> <td>876</td> <td>495</td> <td>457</td> <td>445</td> <td>483</td> <td>432</td> </tr> </tbody> </table>			OVERALL DIMENSIONS			SEAT DIMENSIONS			BACK DIMENSIONS		W	D	H	W	D	H	W	H	IN	20	24	34.5	19.5	18	17.5	19	17	MM	508	610	876	495	457	445	483	432
		OVERALL DIMENSIONS			SEAT DIMENSIONS			BACK DIMENSIONS																													
W		D	H	W	D	H	W	H																													
IN	20	24	34.5	19.5	18	17.5	19	17																													
MM	508	610	876	495	457	445	483	432																													
Stacks 5 high.	Ergonomic features: M, N	RTA 00 1 per carton  																																			

**JAVA**



model OTG10902

**STANDARD FEATURES**

- Tilter chair with durable rear shroud.
- Flared fixed loop arms.
- Black frame and Black spider base.
- Dual wheel carpet casters (C65) are standard.
- Only available in Black mesh fabric (MS20) seat with contrasting Grey mesh back.
- Compliant with the emissions guidelines set by the GREENGUARD Environmental Institute.

**CHAIR ADJUSTMENTS**

- Center tilt with upright position tilt lock.
- Tilt tension adjustment.
- Pneumatic seat height adjustment.

**OPTIONAL FEATURES**

- Hard surface flooring casters (**C65R**) can be purchased separately. Add \$80/set.

**DESCRIPTION**

**MODEL# / FEATURES**



**High Back Tilter**

Unit weight: 23 LB | 10.5 KG  
 Carton weight: 28 LB | 12.7 KG  
 Carton volume: 3.4 FT³ | 0.09 MT³

		List price						
OTG10902		301						
OVERALL DIMENSIONS			SEAT DIMENSIONS			BACK DIMENSIONS		
	W	D	H	W	D	H	W	H
IN	24	23	39	19.5	17	17-21	18	20
MM	610	584	991	495	432	432-533	457	508
Ergonomic features:		RTA 8		courier		1 per carton		
A, B, C, M, N, S								

KAZAN



model OTG11670B

STANDARD FEATURES




- Unique design by Zooley Chu.
- Comfortable multi-segmented cushions with deep padding.
- Double needle decorative stitch details.
- Fully upholstered arms.
- Dual wheel carpet casters (C65) are standard
- Seating surfaces are upholstered in Black Luxhide bonded leather.
- Compliant with the emissions guidelines set by the GREENGUARD Environmental Institute.

CHAIR ADJUSTMENTS

- Center tilt with upright position tilt lock.
- Tilt tension adjustment.
- Pneumatic seat height adjustment.

OPTIONAL FEATURES

- Hard surface flooring casters (**C65R**) can be purchased separately. Add \$80/set.

DESCRIPTION	MODEL# / FEATURES																																				
 <p><b>High Back Tilter</b> Unit weight: 54 LB   24.5 KG Carton weight: 60 LB   27.22 KG Carton volume: 8 FT<sup>3</sup>   0.22 MT<sup>3</sup></p>	<p>List price</p> <p><b>OTG11670B</b> 589</p>																																				
	<table border="1"> <thead> <tr> <th rowspan="2"></th> <th colspan="3">OVERALL DIMENSIONS</th> <th colspan="3">SEAT DIMENSIONS</th> <th colspan="2">BACK DIMENSIONS</th> </tr> <tr> <th>W</th> <th>D</th> <th>H</th> <th>W</th> <th>D</th> <th>H</th> <th>W</th> <th>H</th> </tr> </thead> <tbody> <tr> <td>IN</td> <td>25.5</td> <td>29.5</td> <td>46</td> <td>21.5</td> <td>20</td> <td>17-21</td> <td>17.5</td> <td>27.5</td> </tr> <tr> <td>MM</td> <td>648</td> <td>749</td> <td>1168</td> <td>546</td> <td>508</td> <td>432-533</td> <td>445</td> <td>699</td> </tr> </tbody> </table>		OVERALL DIMENSIONS			SEAT DIMENSIONS			BACK DIMENSIONS		W	D	H	W	D	H	W	H	IN	25.5	29.5	46	21.5	20	17-21	17.5	27.5	MM	648	749	1168	546	508	432-533	445	699	<p>Ergonomic features: A, B, C, M, N, S</p> <p><b>RTA 8</b>  1 per carton </p>
			OVERALL DIMENSIONS			SEAT DIMENSIONS			BACK DIMENSIONS																												
W		D	H	W	D	H	W	H																													
IN	25.5	29.5	46	21.5	20	17-21	17.5	27.5																													
MM	648	749	1168	546	508	432-533	445	699																													

KENO



model OTG11657B

STANDARD FEATURES




- Mesh back manager's tilter chair.
- Contoured back with internal lumbar strap provides excellent support.
- Chrome steel base with dual wheel carpet casters (C65) is standard.
- Chrome steel arms with removable armcaps.
- Only available in Black mesh fabric (MS20) seat with Black mesh back.
- Compliant with the emissions guidelines set by the GREENGUARD Environmental Institute.

CHAIR ADJUSTMENTS

- Center tilt with upright position tilt lock.
- Tilt tension adjustment.
- Pneumatic seat height adjustment.

OPTIONAL FEATURES

- Hard surface flooring casters (**C65R**) can be purchased separately. Add \$80/set.

DESCRIPTION	MODEL# / FEATURES																																				
 <p><b>Tilter, Mesh Back</b> Unit weight: 35 LB   15.9 KG Carton weight: 40 LB   18.14 KG Carton volume: 3.9 FT<sup>3</sup>   0.11 MT<sup>3</sup></p>	<p>List price</p> <p><b>OTG11657B</b> 497</p>																																				
	<table border="1"> <thead> <tr> <th rowspan="2"></th> <th colspan="3">OVERALL DIMENSIONS</th> <th colspan="3">SEAT DIMENSIONS</th> <th colspan="2">BACK DIMENSIONS</th> </tr> <tr> <th>W</th> <th>D</th> <th>H</th> <th>W</th> <th>D</th> <th>H</th> <th>W</th> <th>H</th> </tr> </thead> <tbody> <tr> <td>IN</td> <td>24</td> <td>23.5</td> <td>41</td> <td>20</td> <td>17.5</td> <td>16.5-20.5</td> <td>19</td> <td>21.5</td> </tr> <tr> <td>MM</td> <td>610</td> <td>597</td> <td>1041</td> <td>508</td> <td>445</td> <td>419-521</td> <td>483</td> <td>546</td> </tr> </tbody> </table>		OVERALL DIMENSIONS			SEAT DIMENSIONS			BACK DIMENSIONS		W	D	H	W	D	H	W	H	IN	24	23.5	41	20	17.5	16.5-20.5	19	21.5	MM	610	597	1041	508	445	419-521	483	546	<p>Ergonomic features: A, B, C, M, N, S</p> <p><b>RTA 8</b>  1 per carton </p>
			OVERALL DIMENSIONS			SEAT DIMENSIONS			BACK DIMENSIONS																												
W		D	H	W	D	H	W	H																													
IN	24	23.5	41	20	17.5	16.5-20.5	19	21.5																													
MM	610	597	1041	508	445	419-521	483	546																													

LITE-LIFT



model OTG11674

STANDARD FEATURES

- Multi-purpose folding chair.
- Lightweight, durable, portable and easy to clean.
- Folds flat for compact storage.
- Molded plastic seat and back in Oyster Grey only.
- Strong steel frame in Charcoal color with epoxy coating.
- Stackable up to 25 high on dolly (MVL2776).
- Shipped fully assembled.

For complementary Lite-Lift folding tables, see page 111.

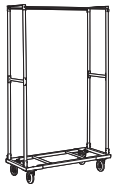
DESCRIPTION MODEL# / FEATURES



Armless Folding Chairs - Set of 4

Unit weight: 12 LB | 5.5 KG  
 Carton weight: 54 LB | 24.49 KG  
 Carton volume: 5.23 FT³ | 0.14 MT³

MODEL#		List price						
OTG11674		387						
OVERALL DIMENSIONS			SEAT DIMENSIONS			BACK DIMENSIONS		
W	D	H	W	D	H	W	H	
IN 19	22	33.5	16	17	17.5	18.5	17	
MM 483	559	851	406	432	445	470	432	
RTA 00		courier		1 carton (pricing is for the set, specifications are for one chair)				



Dolly

Unit weight: 43 LB | 19.5 KG  
 Carton weight: 48 LB | 21.77 KG  
 Carton volume: 3.08 FT³ | 0.08 MT³

MODEL#		List price						
MVL2776		402						
OVERALL DIMENSIONS			SEAT DIMENSIONS			BACK DIMENSIONS		
W	D	H	W	D	H	W	H	
IN 18.5	43.5	74.75	-	-	-	-	-	
MM 470	1105	1899	-	-	-	-	-	
RTA 8		courier		1 per carton				

Stacks OTG11674 chairs horizontally, up to 25 high.

## LOCATE



**Sample layout**  
Five single seat units, two end arms, one table bridge and one corner table



**Sample layout**  
Five single bench units, one table bridge and one corner table

## STANDARD FEATURES

- Locate is a modular seating series that is easy to configure, durable and ideal for linear and corner spaces.
- Modular non-handed linking components, can be reconfigured to suit your space.
- Cushions are fully upholstered and mounted on welded steel sled bases.
- Can be upholstered in all Global grade 1 seating textiles or in Luxhide bonded leather (see page 130).
- Tables are made from 45 lb. density particle board covered with thermally fused laminate on both sides.
- Tables are available in all Ionic finishes (see page 131).
- Most units can be ganged together with connecting brackets. Connecting brackets are not included with all models (see model description for details).
- Compliant with the emissions guidelines set by the GREENGUARD Environmental Institute.

## OPTIONAL FEATURES

- Welded steel sled base and posts are available in Black (**BLK**) or Tungsten (**TUN**) finish, please specify. No upcharge.
- For Chrome finish frame on single seats, please specify (**CHM**). Add \$56.
- For Chrome finish frame on tables or benches, please specify (**CHM**). Add \$34.

## DESCRIPTION

## MODEL# / FEATURES



### Single Seat

Unit weight: 29 LB | 13.2 KG  
Carton weight: 39 LB | 17.69 KG  
Carton volume: 16.5 FT<sup>3</sup> | 0.46 MT<sup>3</sup>

Connecting brackets not included.

List price

**MVL5001NA**

517

### OVERALL DIMENSIONS

W D H

IN 25 29 30.5  
MM 635 737 775

### SEAT DIMENSIONS

W D H

IN 25 19 17.5  
MM 635 483 445

### BACK DIMENSIONS

W H

IN 25 13  
MM 635 330

**RTA 00**

1 per carton



### End Arm (Single)

Unit weight: 7 LB | 3.2 KG  
Carton weight: 9 LB | 4.08 KG  
Carton volume: 1.1 FT<sup>3</sup> | 0.03 MT<sup>3</sup>

Can be used on left or right side.

Connecting brackets included.  
*Dimensions do not include the connecting brackets.*

List price

**MVL5002**

164

### OVERALL DIMENSIONS

W D H

IN 3 18.5 9  
MM 76 470 229

### SEAT DIMENSIONS

W D H

IN - - -  
MM - - -

### BACK DIMENSIONS

W H

IN - -  
MM - -

**RTA 00**



1 per carton



### Center Arm (Single)

Unit weight: 7 LB | 3.2 KG  
Carton weight: 10 LB | 4.54 KG  
Carton volume: 1.6 FT<sup>3</sup> | 0.07 MT<sup>3</sup>

For use in between single seat and bench units.

Connecting brackets included.  
*Dimensions do not include the connecting brackets.*

List price

**MVL5002C**

164

### OVERALL DIMENSIONS

W D H

IN 3 18.5 9  
MM 76 470 229

### SEAT DIMENSIONS

W D H

IN - - -  
MM - - -

### BACK DIMENSIONS

W H

IN - -  
MM - -

**RTA 00**



1 per carton



### Cushion Bridge

Unit weight: 14 LB | 6.4 KG  
Carton weight: 18 LB | 8.16 KG  
Carton volume: 2.6 FT<sup>3</sup> | 0.07 MT<sup>3</sup>

Connects single seat and bench units.

Connecting brackets included.  
*Dimensions do not include the connecting brackets.*

List price

**MVL5003**

197

### OVERALL DIMENSIONS

W D H

IN 35 22.5 3.5  
MM 889 572 89

### SEAT DIMENSIONS

W D H

IN - - -  
MM - - -

### BACK DIMENSIONS

W H

IN - -  
MM - -

**RTA 2**



1 per carton



DESCRIPTION MODEL# / FEATURES



**Single Bench**  
 Unit weight: 19 LB | 8.6 KG  
 Carton weight: 25 LB | 11.34 KG  
 Carton volume: 8.5 FT³ | 0.24 MT³

List price

**MVL5004** 330

Connecting brackets not included.

OVERALL DIMENSIONS			SEAT DIMENSIONS			BACK DIMENSIONS	
W	D	H	W	D	H	W	H

IN 25	23	17.5	25	23	17.5	-	-
MM 635	584	445	635	584	445	-	-

RTA 00



1 per carton



**Table Bridge - 24"**  
 Unit weight: 18 LB | 8.2 KG  
 Carton weight: 22 LB | 9.98 KG  
 Carton volume: 0.6 FT³ | 0.01 MT³

List price

**MVL5005** 186

Connecting brackets included.

OVERALL DIMENSIONS			SEAT DIMENSIONS			BACK DIMENSIONS	
W	D	H	W	D	H	W	H

IN 24	21	1	-	-	-	-	-
MM 610	533	25	-	-	-	-	-

RTA 6

1 per carton



**Table Bridge - 14"**  
 Unit weight: 14 LB | 6.4 KG  
 Carton weight: 18 LB | 8.16 KG  
 Carton volume: 0.4 FT³ | 0.01 MT³

List price

**MVL5006** 164

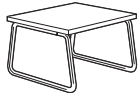
Connecting brackets included.

OVERALL DIMENSIONS			SEAT DIMENSIONS			BACK DIMENSIONS	
W	D	H	W	D	H	W	H

IN 14	21	1	-	-	-	-	-
MM 356	533	25	-	-	-	-	-

RTA 6

1 per carton



**Single Table - 24"**  
 Unit weight: 19 LB | 8.6 KG  
 Carton weight: 26 LB | 11.79 KG  
 Carton volume: 8.5 FT³ | 0.24 MT³

List price

**MVL5007** 274

Connecting brackets not included.

OVERALL DIMENSIONS			SEAT DIMENSIONS			BACK DIMENSIONS	
W	D	H	W	D	H	W	H

IN 24	21	15	-	-	-	-	-
MM 610	533	381	-	-	-	-	-

RTA 00

1 per carton



**Corner Table - Square**  
 Unit weight: 20 LB | 9.1 KG  
 Carton weight: 24 LB | 10.89 KG  
 Carton volume: 1.7 FT³ | 0.04 MT³

List price

**MVL5008** 307

Monopost and connecting brackets included.  
 Dimensions do not include the connecting brackets.

OVERALL DIMENSIONS			SEAT DIMENSIONS			BACK DIMENSIONS	
W	D	H	W	D	H	W	H

IN 23.5	23.5	14.5	-	-	-	-	-
MM 597	597	368	-	-	-	-	-

RTA 6

1 per carton



**Corner Table - Quarter Round**  
 Unit weight: 18 LB | 8.2 KG  
 Carton weight: 22 LB | 9.98 KG  
 Carton volume: 1.7 FT³ | 0.04 MT³

List price

**MVL5009** 307

Monopost and connecting brackets included.  
 Dimensions do not include the connecting brackets.

OVERALL DIMENSIONS			SEAT DIMENSIONS			BACK DIMENSIONS	
W	D	H	W	D	H	W	H

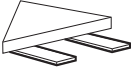









IN 23.5	23.5	14.5	-	-	-	-	-
MM 597	597	368	-	-	-	-	-

RTA 6

1 per carton





DESCRIPTION	MODEL# / FEATURES																																	
	List price																																	
	<b>MVL5011</b>	39																																
 <p><b>Connecting Brackets (pair)</b>                      Unit weight: 1.5 LB   0.7 KG                      Carton weight: 3.5 LB   1.59 KG                      Carton volume: 0.1 FT<sup>3</sup>   0.003 MT<sup>3</sup></p>	Joins single seat and bench units.	<table border="1"> <thead> <tr> <th colspan="3">OVERALL DIMENSIONS</th> <th colspan="3">SEAT DIMENSIONS</th> <th colspan="2">BACK DIMENSIONS</th> </tr> <tr> <th>W</th> <th>D</th> <th>H</th> <th>W</th> <th>D</th> <th>H</th> <th>W</th> <th>H</th> </tr> </thead> <tbody> <tr> <td>IN 2.25</td> <td>10</td> <td>0.12</td> <td>-</td> <td>-</td> <td>-</td> <td>-</td> <td>-</td> </tr> <tr> <td>MM 57</td> <td>254</td> <td>3</td> <td>-</td> <td>-</td> <td>-</td> <td>-</td> <td>-</td> </tr> </tbody> </table>	OVERALL DIMENSIONS			SEAT DIMENSIONS			BACK DIMENSIONS		W	D	H	W	D	H	W	H	IN 2.25	10	0.12	-	-	-	-	-	MM 57	254	3	-	-	-	-	-
		OVERALL DIMENSIONS			SEAT DIMENSIONS			BACK DIMENSIONS																										
		W	D	H	W	D	H	W	H																									
IN 2.25	10	0.12	-	-	-	-	-																											
MM 57	254	3	-	-	-	-	-																											
<table border="0"> <tr> <td data-bbox="808 395 854 419"><b>RTA 00</b></td> <td data-bbox="886 385 922 419">  </td> <td data-bbox="943 395 1013 419">1 per carton</td> <td data-bbox="1053 385 1105 419">  </td> <td data-bbox="1133 385 1174 419">  </td> </tr> </table>	<b>RTA 00</b>		1 per carton																															
<b>RTA 00</b>		1 per carton																																

M-TASK



model MVL2911



model MVL2914

STANDARD FEATURES

- Full function ergonomic seating. Canadian made.
- Slim profile with highly contoured back and waterfall seat front.
- Available with two different mechanism options: synchro-tilter and multi-tilter.
- Standard with height and width adjustable T-arms with durable self-skinned urethane (SSU) armcaps.
- Dual wheel carpet casters (C1) are standard.
- MVL2912 and MVL2914 feature a height and angle adjustable headrest.
- Seating surfaces can be upholstered in Luxhide bonded leather (various colors) or in all Global grade 1 seating textiles (see page 130).
- Compliant with the emissions guidelines set by the GREENGUARD Environmental Institute.

CHAIR ADJUSTMENTS

- **Synchro-tilter chairs**
  - Synchro tilt with multi-position tilt lock.
  - Tilt tension adjustment.
  - Ratchet back height adjustment.
  - Pneumatic seat height adjustment.
- **Multi-tilter chairs**
  - Center tilt with infinite position tilt lock.
  - Tilt tension adjustment.
  - Independent back and seat angle adjustment.
  - Forward seat angle adjustment.
  - Ratchet back height adjustment.
  - Sliding seat depth adjustment.
  - Pneumatic seat height adjustment.

OPTIONAL FEATURES

- For hard surface flooring casters, please specify **(C9R)**. Add \$17/set.

ALTERNATE TEXTILE OPTIONS

- Graded-in and GPM textiles are available with a minimum of 10 units purchased. Contact Customer Service for further details.

DESCRIPTION MODEL# / FEATURES



High Back Synchro-Tilter

Unit weight: 44 LB | 20 KG  
 Carton weight: 56 LB | 25.4 KG  
 Carton volume: 10.5 FT³ | 0.29 MT³

List price		679!							
MODEL#		MVL2911							
Description		Luxhide bonded leather or fabric (previously MVL2911F)							
Ergonomic features:		A, B, C, D, H, L, M, N, Q							
RTA 2		courier		1 per carton		CANADA		GREENGUARD	
OVERALL DIMENSIONS			SEAT DIMENSIONS			BACK DIMENSIONS			
W	D	H	W	D	H	W	H		
IN 25	23	40.5	20.5	17.5	16.5-21.5	19	22		
MM 635	584	1029	521	445	419-546	483	559		



Executive Back Synchro-Tilter w/Adj. Headrest

Unit weight: 49 LB | 22.3 KG  
 Carton weight: 62 LB | 28.12 KG  
 Carton volume: 11 FT³ | 0.31 MT³





List price		679!							
MODEL#		MVL2912							
Description		Luxhide bonded leather or fabric (previously MVL2912F)							
Ergonomic features:		A, B, C, D, H, L, M, N, Q							
RTA 2		courier		1 per carton		CANADA		GREENGUARD	
OVERALL DIMENSIONS			SEAT DIMENSIONS			BACK DIMENSIONS			
W	D	H	W	D	H	W	H		
IN 25	23	48	20.5	17.5	16.5-21.5	19	29		
MM 635	584	1219	521	445	419-546	483	737		



High Back Multi-Tilter

Unit weight: 50 LB | 22.7 KG  
 Carton weight: 62 LB | 28.12 KG  
 Carton volume: 10.5 FT³ | 0.29 MT³

List price		618							
MODEL#		MVL2913							
Description		Luxhide bonded leather or fabric (previously MVL2913F)							
Ergonomic features:		A, B, C, D, E, F, G, H, M, N, Q, S							
RTA 2		courier		1 per carton		CANADA		GREENGUARD	
OVERALL DIMENSIONS			SEAT DIMENSIONS			BACK DIMENSIONS			
W	D	H	W	D	H	W	H		
IN 25	24	41	20.5	18	17-22	19	22		
MM 635	610	1041	521	457	432-559	483	559		

DESCRIPTION	MODEL# / FEATURES																																			
 <p><b>Executive Back Multi-Tilter w/Adj. Headrest</b>                      Unit weight: 51 LB   23.2 KG                      Carton weight: 63 LB   28.58 KG                      Carton volume: 11 FT<sup>3</sup>   0.31 MT<sup>3</sup></p>	List price <b>MVL2914</b> 705 Luxhide bonded leather or fabric (previously MVL2914F)																																			
	<table border="1"> <thead> <tr> <th rowspan="2"></th> <th colspan="3">OVERALL DIMENSIONS</th> <th colspan="3">SEAT DIMENSIONS</th> <th colspan="2">BACK DIMENSIONS</th> </tr> <tr> <th>W</th> <th>D</th> <th>H</th> <th>W</th> <th>D</th> <th>H</th> <th>W</th> <th>H</th> </tr> </thead> <tbody> <tr> <td>IN</td> <td>25</td> <td>24</td> <td>48</td> <td>20.5</td> <td>18</td> <td>17-22</td> <td>19</td> <td>29</td> </tr> <tr> <td>MM</td> <td>635</td> <td>610</td> <td>1219</td> <td>521</td> <td>457</td> <td>432-559</td> <td>483</td> <td>737</td> </tr> </tbody> </table>		OVERALL DIMENSIONS			SEAT DIMENSIONS			BACK DIMENSIONS		W	D	H	W	D	H	W	H	IN	25	24	48	20.5	18	17-22	19	29	MM	635	610	1219	521	457	432-559	483	737
			OVERALL DIMENSIONS			SEAT DIMENSIONS			BACK DIMENSIONS																											
W		D	H	W	D	H	W	H																												
IN	25	24	48	20.5	18	17-22	19	29																												
MM	635	610	1219	521	457	432-559	483	737																												
Ergonomic features: A, B, C, D, E, F, G, H, M, N, Q, S	RTA 2  1 per carton  																																			









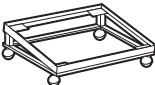



MINTO



model MVL2747

STANDARD FEATURES

- Multi-purpose stacking chairs. Canadian made.
- Fully upholstered seat and back.
- Four-legged round steel tube frame.
- Armchair has polypropylene armcaps.
- Stackable up to 5 high on floor or on optional dolly (MVL2749).
- Can be upholstered in all Global grade 1 seating textiles with the exception of Luxhide (see page 130).
- Compliant with the emissions guidelines set by the GREENGUARD Environmental Institute.
- Shipped fully assembled.

DESCRIPTION	MODEL# / FEATURES																																			
 <p><b>Low Back Stacking Armchair</b>                      Unit weight: 15 LB   6.8 KG                      Carton weight: 18 LB   8.16 KG                      Carton volume: 12.75 FT<sup>3</sup>   0.36 MT<sup>3</sup></p>	List price <b>MVL2747</b> 210																																			
	<table border="1"> <thead> <tr> <th rowspan="2"></th> <th colspan="3">OVERALL DIMENSIONS</th> <th colspan="3">SEAT DIMENSIONS</th> <th colspan="2">BACK DIMENSIONS</th> </tr> <tr> <th>W</th> <th>D</th> <th>H</th> <th>W</th> <th>D</th> <th>H</th> <th>W</th> <th>H</th> </tr> </thead> <tbody> <tr> <td>IN</td> <td>23</td> <td>22.5</td> <td>32</td> <td>18</td> <td>17.5</td> <td>18</td> <td>17.5</td> <td>13.5</td> </tr> <tr> <td>MM</td> <td>584</td> <td>572</td> <td>813</td> <td>457</td> <td>445</td> <td>457</td> <td>445</td> <td>343</td> </tr> </tbody> </table>		OVERALL DIMENSIONS			SEAT DIMENSIONS			BACK DIMENSIONS		W	D	H	W	D	H	W	H	IN	23	22.5	32	18	17.5	18	17.5	13.5	MM	584	572	813	457	445	457	445	343
			OVERALL DIMENSIONS			SEAT DIMENSIONS			BACK DIMENSIONS																											
W		D	H	W	D	H	W	H																												
IN	23	22.5	32	18	17.5	18	17.5	13.5																												
MM	584	572	813	457	445	457	445	343																												
Stacks 5 high.  Ergonomic features: M, N	RTA 00  2 per carton (pricing and specifications are for one chair)  																																			
 <p><b>Armless Low Back Stacking Chair</b>                      Unit weight: 14 LB   6.4 KG                      Carton weight: 18 LB   7.71 KG                      Carton volume: 11.25 FT<sup>3</sup>   0.31 MT<sup>3</sup></p>	List price <b>MVL2748</b> 164																																			
	<table border="1"> <thead> <tr> <th rowspan="2"></th> <th colspan="3">OVERALL DIMENSIONS</th> <th colspan="3">SEAT DIMENSIONS</th> <th colspan="2">BACK DIMENSIONS</th> </tr> <tr> <th>W</th> <th>D</th> <th>H</th> <th>W</th> <th>D</th> <th>H</th> <th>W</th> <th>H</th> </tr> </thead> <tbody> <tr> <td>IN</td> <td>19.5</td> <td>22.5</td> <td>32</td> <td>18</td> <td>17.5</td> <td>18</td> <td>17.5</td> <td>13.5</td> </tr> <tr> <td>MM</td> <td>495</td> <td>572</td> <td>813</td> <td>457</td> <td>445</td> <td>457</td> <td>445</td> <td>343</td> </tr> </tbody> </table>		OVERALL DIMENSIONS			SEAT DIMENSIONS			BACK DIMENSIONS		W	D	H	W	D	H	W	H	IN	19.5	22.5	32	18	17.5	18	17.5	13.5	MM	495	572	813	457	445	457	445	343
			OVERALL DIMENSIONS			SEAT DIMENSIONS			BACK DIMENSIONS																											
W		D	H	W	D	H	W	H																												
IN	19.5	22.5	32	18	17.5	18	17.5	13.5																												
MM	495	572	813	457	445	457	445	343																												
Stacks 5 high.  Ergonomic features: M, N	RTA 00  2 per carton (pricing and specifications are for one chair)  																																			
 <p><b>Dolly</b>                      Unit weight: 13 LB   5.9 KG                      Carton weight: 16 LB   7.26 KG                      Carton volume: 3.8 FT<sup>3</sup>   0.1 MT<sup>3</sup></p>	List price <b>MVL2749</b> 228																																			
	<table border="1"> <thead> <tr> <th rowspan="2"></th> <th colspan="3">OVERALL DIMENSIONS</th> <th colspan="3">SEAT DIMENSIONS</th> <th colspan="2">BACK DIMENSIONS</th> </tr> <tr> <th>W</th> <th>D</th> <th>H</th> <th>W</th> <th>D</th> <th>H</th> <th>W</th> <th>H</th> </tr> </thead> <tbody> <tr> <td>IN</td> <td>23.25</td> <td>24.75</td> <td>12.25</td> <td>-</td> <td>-</td> <td>-</td> <td>-</td> <td>-</td> </tr> <tr> <td>MM</td> <td>591</td> <td>629</td> <td>311</td> <td>-</td> <td>-</td> <td>-</td> <td>-</td> <td>-</td> </tr> </tbody> </table>		OVERALL DIMENSIONS			SEAT DIMENSIONS			BACK DIMENSIONS		W	D	H	W	D	H	W	H	IN	23.25	24.75	12.25	-	-	-	-	-	MM	591	629	311	-	-	-	-	-
			OVERALL DIMENSIONS			SEAT DIMENSIONS			BACK DIMENSIONS																											
W		D	H	W	D	H	W	H																												
IN	23.25	24.75	12.25	-	-	-	-	-																												
MM	591	629	311	-	-	-	-	-																												
Black steel frame on 2" casters.  Accommodates MVL2747 and MVL2748 chairs, up to 5 high.	RTA 1  1 per carton  																																			

MVL FILE BUDDY



model MVL1105

STANDARD FEATURES









- Swivel stool ideal for filing and any mobile desk.
- Five-legged injection molded base available in Black only
- Dual wheel carpet casters (C65) are standard.
- 13.5" diameter seat upholstered in Black vinyl (70).
- Compliant with the emissions guidelines set by the GREENGUARD Environmental Institute.

CHAIR ADJUSTMENTS

- Pneumatic seat height adjustment.

OPTIONAL FEATURES

- For hard surface flooring casters, please specify (C65R). Add \$17/set.

DESCRIPTION	MODEL# / FEATURES																																				
	List price																																				
	MVL1105 233																																				
	<table border="1"> <thead> <tr> <th></th> <th colspan="3">OVERALL DIMENSIONS</th> <th colspan="3">SEAT DIMENSIONS</th> <th colspan="2">BACK DIMENSIONS</th> </tr> <tr> <th></th> <th>W</th> <th>D</th> <th>H</th> <th>W</th> <th>D</th> <th>H</th> <th>W</th> <th>H</th> </tr> </thead> <tbody> <tr> <td>IN</td> <td>13.5</td> <td>13.5</td> <td>18.5</td> <td>13.5</td> <td>-</td> <td>16.5-21.5</td> <td>-</td> <td>-</td> </tr> <tr> <td>MM</td> <td>343</td> <td>343</td> <td>470</td> <td>343</td> <td>-</td> <td>419-546</td> <td>-</td> <td>-</td> </tr> </tbody> </table>		OVERALL DIMENSIONS			SEAT DIMENSIONS			BACK DIMENSIONS			W	D	H	W	D	H	W	H	IN	13.5	13.5	18.5	13.5	-	16.5-21.5	-	-	MM	343	343	470	343	-	419-546	-	-
	OVERALL DIMENSIONS			SEAT DIMENSIONS			BACK DIMENSIONS																														
	W	D	H	W	D	H	W	H																													
IN	13.5	13.5	18.5	13.5	-	16.5-21.5	-	-																													
MM	343	343	470	343	-	419-546	-	-																													
 <p><b>Swivel Stool - 5" Pneumatic, 20" Base</b>                      Unit weight: 11 LB   5 KG                      Carton weight: 14 LB   6.35 KG                      Carton volume: 2.5 FT<sup>3</sup>   0.07 MT<sup>3</sup></p>	Ergonomic feature: C <div style="display: flex; align-items: center; gap: 10px;"> <span> RTA 1</span> <span> courier</span> <span>1 per carton</span> <span></span> </div>																																				
	List price																																				
	MVL1110 288																																				
	<table border="1"> <thead> <tr> <th></th> <th colspan="3">OVERALL DIMENSIONS</th> <th colspan="3">SEAT DIMENSIONS</th> <th colspan="2">BACK DIMENSIONS</th> </tr> <tr> <th></th> <th>W</th> <th>D</th> <th>H</th> <th>W</th> <th>D</th> <th>H</th> <th>W</th> <th>H</th> </tr> </thead> <tbody> <tr> <td>IN</td> <td>13.5</td> <td>13.5</td> <td>27.5</td> <td>13.5</td> <td>-</td> <td>22.5-32.5</td> <td>-</td> <td>-</td> </tr> <tr> <td>MM</td> <td>343</td> <td>343</td> <td>699</td> <td>343</td> <td>-</td> <td>572-826</td> <td>-</td> <td>-</td> </tr> </tbody> </table>		OVERALL DIMENSIONS			SEAT DIMENSIONS			BACK DIMENSIONS			W	D	H	W	D	H	W	H	IN	13.5	13.5	27.5	13.5	-	22.5-32.5	-	-	MM	343	343	699	343	-	572-826	-	-
	OVERALL DIMENSIONS			SEAT DIMENSIONS			BACK DIMENSIONS																														
	W	D	H	W	D	H	W	H																													
IN	13.5	13.5	27.5	13.5	-	22.5-32.5	-	-																													
MM	343	343	699	343	-	572-826	-	-																													
 <p><b>Swivel Stool - 10" Pneumatic, 22" Base</b>                      Unit weight: 14 LB   6.4 KG                      Carton weight: 17 LB   7.71 KG                      Carton volume: 2.9 FT<sup>3</sup>   0.08 MT<sup>3</sup></p>	Ergonomic feature: C <div style="display: flex; align-items: center; gap: 10px;"> <span> RTA 1</span> <span> courier</span> <span>1 per carton</span> <span></span> </div>																																				

NEMO



model OTG11921J

STANDARD FEATURES



- Breathable striped mesh back.
- Standard with height adjustable T-arms with self-skinned urethane (SSU) armcaps.
- Scuff resistant arched base.
- Dual wheel carpet casters (C1) are standard.
- Only available in Jenny, Ebony (JN02) with coordinating Black mesh back.
- Compliant with the emissions guidelines set by the GREENGUARD Environmental Institute.

CHAIR ADJUSTMENTS

- Center tilt with upright position tilt lock.
- Tilt tension adjustment.
- Pneumatic seat height adjustment.

OPTIONAL FEATURES

- Hard surface flooring casters (C9R) can be purchased separately. Add \$80/set.

DESCRIPTION		MODEL# / FEATURES						
 <p><b>Mesh Back Tilter</b>                      Unit weight: 33 LB   15 KG                      Carton weight: 40 LB   18.14 KG                      Carton volume: 4.25 FT<sup>3</sup>   0.12 MT<sup>3</sup></p>	<p>OTG11921J</p> <p>Ergonomic features: A, B, C, H, M, N, S</p>	List price	414					
		OVERALL DIMENSIONS		SEAT DIMENSIONS		BACK DIMENSIONS		
		W	D	H	W	D	H	
IN	25	23	39	20	17.5	17-21	19	20
MM	635	584	991	508	445	432-533	483	508
		RTA 8	courier	1 per carton				

NEWCASTLE



model OTG11782B

STANDARD FEATURES

- A distinguished management and boardroom tilter chair.
- Fixed durable nylon arms with upholstered armcaps.
- Dual wheel carpet casters (C65) are standard.
- Seating surfaces are upholstered in Black Luxhide bonded leather.
- Compliant with the emissions guidelines set by the GREENGUARD Environmental Institute.

CHAIR ADJUSTMENTS

- Center tilt with upright position tilt lock.
- Tilt tension adjustment.
- Pneumatic seat height adjustment.

OPTIONAL FEATURES

- Hard surface flooring casters (**C65R**) can be purchased separately. Add \$80/set.

DESCRIPTION

MODEL# / FEATURES



High Back Tilter

Unit weight: 34 LB | 15.5 KG  
 Carton weight: 40 LB | 18.14 KG  
 Carton volume: 5.75 FT³ | 0.16 MT³

Ergonomic features:  
 A, B, C, M, N, S

List price

OTG11782B 416

	OVERALL DIMENSIONS			SEAT DIMENSIONS			BACK DIMENSIONS	
	W	D	H	W	D	H	W	H
IN	25	26	46	21	18	18.5-22.5	21	24
MM	635	660	1168	533	457	470-572	533	610



1 per carton



OTTO



model OTG11343B

STANDARD FEATURES





- Value task seating.
- Thick foam cushions and decorative stitch detail.
- Fully upholstered seat and back.
- Dual wheel carpet casters (C65) are standard.
- Only available in Black mesh fabric (MS20).
- Compliant with the emissions guidelines set by the GREENGUARD Environmental Institute.

CHAIR ADJUSTMENTS

- Pneumatic seat height adjustment.

OPTIONAL FEATURES

- Hard surface flooring casters (C65R) can be purchased separately. Add \$80/set.

DESCRIPTION	MODEL# / FEATURES	List price								
 <p><b>Task Chair</b>                      Unit weight: 25 LB   11.4 KG                      Carton weight: 30 LB   13.61 KG                      Carton volume: 3.5 FT<sup>3</sup>   0.09 MT<sup>3</sup></p>	<p><b>OTG11343B</b></p> <p>Ergonomic features: C, M, N</p>									
		OVERALL DIMENSIONS			SEAT DIMENSIONS			BACK DIMENSIONS		
		W	D	H	W	D	H	W	H	
IN	19	23	37	19	17	18-22	18	17		
MM	483	584	940	483	432	457-559	457	432		
						1 per carton				

OVERTIME



model MVL2756

STANDARD FEATURES

- Canadian made, full function ergonomic chair designed to promote good posture and provide comfort for long-term sitting.
- High comfort seat made from variable density seat foams and a memory foam top.
- Standard with height and width adjustable T-arms with durable self-skinned urethane (SSU) armcaps.
- Dual wheel carpet casters (C65) are standard.
- Seating surfaces can be upholstered in Luxhide bonded leather, in various colors or in all Global grade 1 seating textiles (see page 130).
- Compliant with the emissions guidelines set by the GREENGUARD Environmental Institute.

CHAIR ADJUSTMENTS

- Multi-tilter mechanism with infinite position tilt lock.
- Infinite position back and seat angle adjustments, including forward tilt.
- Ratchet back height adjustment.
- Pneumatic seat height adjustment.

OPTIONAL FEATURES

- For hard surface flooring casters, please specify (C65R). Add \$17/set.
- For optional sliding seat depth adjustment, please specify (MD). Add \$27.

DESCRIPTION

MODEL# / FEATURES



High Back Multi-Tilter

Unit weight: 58 LB | 26.4 KG  
 Carton weight: 63 LB | 28.58 KG  
 Carton volume: 10.5 FT³ | 0.29 MT³

List price

**MVL2756** 543  
 Luxhide bonded leather or fabric (previously MVL2756F)

OVERALL DIMENSIONS

	W	D	H
IN	26	24.5	40
MM	660	622	1016

SEAT DIMENSIONS

	W	D	H
	19.5	18	17-21
	495	457	432-533

BACK DIMENSIONS

	W	H
	19	19-21.5
	483	483-546

Ergonomic features:  
 A, B, C, D, F, G, H, M, N, Q, S



1 per carton



OVERTIME 350



model MVL13040

STANDARD FEATURES

- Canadian made, specifically intended for users of above average height and/or weight, up to 350 lbs. Not intended for average size users.
- High comfort seat made from variable density seat foams and a memory foam top.
- Standard with height and width adjustable T-arms with sliding, rotating and lockable armcaps.
- Width adjustable arm extensions are standard.
- Dual wheel carpet casters (C65) are standard.
- Seating surfaces can be upholstered in Luxhide bonded leather, in various colors or in all Global grade 1 seating textiles (see page 130).
- Compliant with the emissions guidelines set by the GREENGUARD Environmental Institute.

CHAIR ADJUSTMENTS

- Multi-tilter mechanism with infinite position tilt lock.
- Infinite position back and seat angle adjustments, including forward tilt.
- Ratchet back height adjustment.
- Pneumatic seat height adjustment.
- Seat depth adjustment.

OPTIONAL FEATURES

- For hard surface flooring casters, please specify (C65R). Add \$17/set.

DESCRIPTION

MODEL# / FEATURES



High Back Heavy Duty Multi-Tilter

Unit weight: 62 LB | 28.2 KG  
 Carton weight: 68 LB | 30.84 KG  
 Carton volume: 15.5 FT³ | 0.43 MT³

List price

**MVL13040** 839  
 Luxhide bonded leather or fabric (previously MVL13040F)

OVERALL DIMENSIONS

	W	D	H
IN	26	26	42
MM	660	660	1067

SEAT DIMENSIONS

	W	D	H
	21	18-21	19-23
	533	457-533	483-584

BACK DIMENSIONS

	W	H
	20.5	19.5-23
	521	495-584

Ergonomic features:  
 A, B, C, D, E, F, G, H, M, N, Q, R, S



1 per carton





PACER



model OTG11685

STANDARD FEATURES

- Mesh back synchro-tilter chair.
- Unique back shroud and base design detailed with Tungsten accents.
- Standard with height adjustable T-arms with polyurethane armcaps.
- Dual wheel carpet casters (C65) are standard.
- Mesh back is available in Black only.
- Seating surfaces can be upholstered in all Global grade 1 seating textiles with the exception of Luxhide (see page 130).
- Compliant with the emissions guidelines set by the GREENGUARD Environmental Institute.

CHAIR ADJUSTMENTS

- Synchro tilt with infinite position tilt lock.
- Tilt tension adjustment.
- Pneumatic seat height adjustment.

OPTIONAL FEATURES

- Hard surface flooring casters (**C65R**) can be purchased separately. Add \$80/set.

DESCRIPTION

MODEL# / FEATURES



High Back Synchro-Tilter, Mesh Back and Uph Seat

Unit weight: 42 LB | 19.1 KG  
 Carton weight: 47 LB | 21.32 KG  
 Carton volume: 4.75 FT³ | 0.13 MT³

Ergonomic features:  
 A, B, C, H, L, M, N

List price

OTG11685 580

OVERALL DIMENSIONS  
W D H

IN 25.5 24.5 41  
 MM 648 622 1041

SEAT DIMENSIONS  
W D H

20 19 16-20  
 508 483 406-508

BACK DIMENSIONS  
W H

19 22.5  
 483 572

RTA 8 courier 1 per carton ENGINEERED TESTER ASSEMBLED CONÇO TESTE MONTÉ GREENGUARD



Medium Back Synchro-Tilter, Mesh Back and Uph Seat

Unit weight: 40 LB | 18.2 KG  
 Carton weight: 44 LB | 19.96 KG  
 Carton volume: 4 FT³ | 0.11 MT³

Ergonomic features:  
 A, B, C, H, L, M, N

List price

OTG11686 502

OVERALL DIMENSIONS  
W D H

IN 25.5 24.5 36.5  
 MM 648 622 927

SEAT DIMENSIONS  
W D H

20 19 16-20  
 508 483 406-508

BACK DIMENSIONS  
W H

19 18  
 483 457

RTA 8 courier 1 per carton ENGINEERED TESTER ASSEMBLED CONÇO TESTE MONTÉ GREENGUARD

PACIFIC



model MVL11870

STANDARD FEATURES

- High back management chair. Canadian made.
- Plush cushions and upholstered padded armcaps.
- Dual wheel carpet casters (C65) are standard.
- Seating surfaces are upholstered in Luxhide bonded leather, in various colors (see page 130).
- Compliant with the emissions guidelines set by the GREENGUARD Environmental Institute.

CHAIR ADJUSTMENTS

- Center tilt with upright position tilt lock.
- Tilt tension adjustment.
- Pneumatic seat height adjustment.

OPTIONAL FEATURES

- For hard surface flooring casters, please specify (**C65R**). Add \$17/set.

DESCRIPTION

MODEL# / FEATURES



High Back Tilter

Unit weight: 41 LB | 18.6 KG  
 Carton weight: 47 LB | 21.32 KG  
 Carton volume: 9.5 FT³ | 0.26 MT³

Ergonomic features:  
 A, B, C, M, N, S

List price

MVL11870 502

OVERALL DIMENSIONS  
W D H

IN 25.5 28.5 44.5  
 MM 648 724 1130

SEAT DIMENSIONS  
W D H

21.5 18.5 16.5-21.5  
 546 470 419-546

BACK DIMENSIONS  
W H

21.5 25.5  
 546 648

RTA 8 1 per carton CANADA GREENGUARD

PART-TIME



model MVL2836



model MVL2847

STANDARD FEATURES

















- Canadian made, value priced, general office seating.
- Available with two different mechanism options: task or posture task.
- Contoured cushions and waterfall seat edge.
- Standard with height adjustable T-arms with self-skinned urethane (SSU) armcaps (except armless models).
- Dual wheel carpet casters (C65) are standard.
- Can be upholstered in all Global grade 1 seating textiles with the exception of Luxhide (see page 130).
- Compliant with the emissions guidelines set by the GREENGUARD Environmental Institute.

CHAIR ADJUSTMENTS

- **Task chairs**
  - Infinite position back angle adjustment.
  - Seat depth adjustment.
  - Pneumatic seat height adjustment.
- **Posture task chairs**
  - Infinite position back angle adjustment.
  - Manual back height adjustment.
  - Pneumatic seat height adjustment.

OPTIONAL FEATURES

- For hard surface flooring casters, please specify (C65R). Add \$17/set.

DESCRIPTION	MODEL# / FEATURES																																			
 <p><b>Armless Task</b> Unit weight: 27 LB   12.3 KG Carton weight: 33 LB   14.97 KG Carton volume: 6.5 FT<sup>3</sup>   0.18 MT<sup>3</sup></p>	<p>List price</p> <p><b>MVL2836</b> 259 Fabric (previously MVL2836F)</p>																																			
	<table border="1"> <thead> <tr> <th rowspan="2"></th> <th colspan="3">OVERALL DIMENSIONS</th> <th colspan="3">SEAT DIMENSIONS</th> <th colspan="2">BACK DIMENSIONS</th> </tr> <tr> <th>W</th> <th>D</th> <th>H</th> <th>W</th> <th>D</th> <th>H</th> <th>W</th> <th>H</th> </tr> </thead> <tbody> <tr> <td>IN</td> <td>20.5</td> <td>24.5</td> <td>36.5</td> <td>20.5</td> <td>17-18</td> <td>16.5-21.5</td> <td>19</td> <td>20</td> </tr> <tr> <td>MM</td> <td>521</td> <td>622</td> <td>927</td> <td>521</td> <td>432-457</td> <td>419-546</td> <td>483</td> <td>508</td> </tr> </tbody> </table>		OVERALL DIMENSIONS			SEAT DIMENSIONS			BACK DIMENSIONS		W	D	H	W	D	H	W	H	IN	20.5	24.5	36.5	20.5	17-18	16.5-21.5	19	20	MM	521	622	927	521	432-457	419-546	483	508
			OVERALL DIMENSIONS			SEAT DIMENSIONS			BACK DIMENSIONS																											
		W	D	H	W	D	H	W	H																											
	IN	20.5	24.5	36.5	20.5	17-18	16.5-21.5	19	20																											
MM	521	622	927	521	432-457	419-546	483	508																												
<p>Ergonomic features: C, E, M, N</p> <p>RTA 2  1 per carton  </p>																																				
 <p><b>Armless Posture Task</b> Unit weight: 31 LB   14.1 KG Carton weight: 37 LB   16.78 KG Carton volume: 6.5 FT<sup>3</sup>   0.18 MT<sup>3</sup></p>	<p>List price</p> <p><b>MVL2837</b> 303 Fabric (previously MVL2837F)</p>																																			
	<table border="1"> <thead> <tr> <th rowspan="2"></th> <th colspan="3">OVERALL DIMENSIONS</th> <th colspan="3">SEAT DIMENSIONS</th> <th colspan="2">BACK DIMENSIONS</th> </tr> <tr> <th>W</th> <th>D</th> <th>H</th> <th>W</th> <th>D</th> <th>H</th> <th>W</th> <th>H</th> </tr> </thead> <tbody> <tr> <td>IN</td> <td>20.5</td> <td>24</td> <td>37.5</td> <td>20.5</td> <td>17.5</td> <td>16.5-21.5</td> <td>19</td> <td>16-20</td> </tr> <tr> <td>MM</td> <td>521</td> <td>610</td> <td>953</td> <td>521</td> <td>445</td> <td>419-546</td> <td>483</td> <td>406-508</td> </tr> </tbody> </table>		OVERALL DIMENSIONS			SEAT DIMENSIONS			BACK DIMENSIONS		W	D	H	W	D	H	W	H	IN	20.5	24	37.5	20.5	17.5	16.5-21.5	19	16-20	MM	521	610	953	521	445	419-546	483	406-508
			OVERALL DIMENSIONS			SEAT DIMENSIONS			BACK DIMENSIONS																											
		W	D	H	W	D	H	W	H																											
	IN	20.5	24	37.5	20.5	17.5	16.5-21.5	19	16-20																											
MM	521	610	953	521	445	419-546	483	406-508																												
<p>Ergonomic features: C, D, G, M, N</p> <p>RTA 2  1 per carton  </p>																																				
 <p><b>Task w/Arms</b> Unit weight: 33 LB   15 KG Carton weight: 39 LB   17.69 KG Carton volume: 7 FT<sup>3</sup>   0.19 MT<sup>3</sup></p>	<p>List price</p> <p><b>MVL2846</b> 326 Fabric (previously MVL2846F)</p>																																			
	<table border="1"> <thead> <tr> <th rowspan="2"></th> <th colspan="3">OVERALL DIMENSIONS</th> <th colspan="3">SEAT DIMENSIONS</th> <th colspan="2">BACK DIMENSIONS</th> </tr> <tr> <th>W</th> <th>D</th> <th>H</th> <th>W</th> <th>D</th> <th>H</th> <th>W</th> <th>H</th> </tr> </thead> <tbody> <tr> <td>IN</td> <td>26.5</td> <td>24.5</td> <td>36.5</td> <td>20.5</td> <td>17-18</td> <td>16.5-21.5</td> <td>19</td> <td>20</td> </tr> <tr> <td>MM</td> <td>673</td> <td>622</td> <td>927</td> <td>521</td> <td>432-457</td> <td>419-546</td> <td>483</td> <td>508</td> </tr> </tbody> </table>		OVERALL DIMENSIONS			SEAT DIMENSIONS			BACK DIMENSIONS		W	D	H	W	D	H	W	H	IN	26.5	24.5	36.5	20.5	17-18	16.5-21.5	19	20	MM	673	622	927	521	432-457	419-546	483	508
			OVERALL DIMENSIONS			SEAT DIMENSIONS			BACK DIMENSIONS																											
		W	D	H	W	D	H	W	H																											
	IN	26.5	24.5	36.5	20.5	17-18	16.5-21.5	19	20																											
MM	673	622	927	521	432-457	419-546	483	508																												
<p>Ergonomic features: C, E, H, M, N</p> <p>RTA 2  1 per carton  </p>																																				
 <p><b>Posture Task w/Arms</b> Unit weight: 37 LB   16.8 KG Carton weight: 43 LB   19.5 KG Carton volume: 8.5 FT<sup>3</sup>   0.24 MT<sup>3</sup></p>	<p>List price</p> <p><b>MVL2847</b> 371 Fabric (previously MVL2847F)</p>																																			
	<table border="1"> <thead> <tr> <th rowspan="2"></th> <th colspan="3">OVERALL DIMENSIONS</th> <th colspan="3">SEAT DIMENSIONS</th> <th colspan="2">BACK DIMENSIONS</th> </tr> <tr> <th>W</th> <th>D</th> <th>H</th> <th>W</th> <th>D</th> <th>H</th> <th>W</th> <th>H</th> </tr> </thead> <tbody> <tr> <td>IN</td> <td>26.5</td> <td>24</td> <td>37.5</td> <td>20.5</td> <td>17.5</td> <td>16.5-21.5</td> <td>19</td> <td>16-20</td> </tr> <tr> <td>MM</td> <td>673</td> <td>610</td> <td>953</td> <td>521</td> <td>445</td> <td>419-546</td> <td>483</td> <td>406-508</td> </tr> </tbody> </table>		OVERALL DIMENSIONS			SEAT DIMENSIONS			BACK DIMENSIONS		W	D	H	W	D	H	W	H	IN	26.5	24	37.5	20.5	17.5	16.5-21.5	19	16-20	MM	673	610	953	521	445	419-546	483	406-508
			OVERALL DIMENSIONS			SEAT DIMENSIONS			BACK DIMENSIONS																											
		W	D	H	W	D	H	W	H																											
	IN	26.5	24	37.5	20.5	17.5	16.5-21.5	19	16-20																											
MM	673	610	953	521	445	419-546	483	406-508																												
<p>Ergonomic features: C, D, G, H, M, N</p> <p>RTA 2  1 per carton  </p>																																				

## PETRA



model OTG11320B

### STANDARD FEATURES

- Breathable mesh back.
- Standard with height adjustable T-arms with self-skinned urethane (SSU) armcaps.
- Scuff resistant base.
- Dual wheel carpet casters (C65) are standard.
- Only available in Black mesh fabric (MS20) seat with a Black mesh back.
- Compliant with the emissions guidelines set by the GREENGUARD Environmental Institute.

### CHAIR ADJUSTMENTS

- Center tilt with upright position tilt lock.
- Tilt tension adjustment.
- Pneumatic seat height adjustment.

### OPTIONAL FEATURES

- Hard surface flooring casters (**C65R**) can be purchased separately. Add \$80/set.

## DESCRIPTION

## MODEL# / FEATURES



### Mesh Back Tilter

Unit weight: 29 LB | 13.2 KG  
 Carton weight: 36.45 LB | 16.53 KG  
 Carton volume: 4.7 FT<sup>3</sup> | 0.13 MT<sup>3</sup>

Ergonomic features:  
 A, B, C, H, M, N, S

List price

**OTG11320B** 388

OVERALL DIMENSIONS			SEAT DIMENSIONS			BACK DIMENSIONS		
	W	D	H	W	D	H	W	H
IN	24	23	39.5	20	17.5	18-22	18.5	18.5
MM	610	584	1003	508	445	457-559	470	470

RTA 8



1 per carton



PLAN



model OTG13072

STANDARD FEATURES

- Upholstered seat and Black cellular mesh back.
- Height adjustable lumbar support.
- Available with three arm options - armless, fixed arms, and height adjustable arms with soft self-skinned urethane (SSU) armcaps.
- Dual wheel carpet casters (C1) are standard.
- Seats can be upholstered in Luxhide bonded leather (various colors) or in all Global grade 1 seating textiles (see page 130).

CHAIR ADJUSTMENTS

- Synchro tilter mechanism with upright position tilt lock.
- Tilt tension adjustment.
- Pneumatic seat height adjustment.

OPTIONAL FEATURES

- Hard surface flooring casters (**C65R**) can be purchased separately. Add \$80/set.
- Arm sets can be purchased separately.

DESCRIPTION MODEL# / FEATURES



Armless Synchro-Tilter, Mesh High Back and Uph Seat

Unit weight: 25 LB | 11.4 KG  
 Carton weight: 32 LB | 14.51 KG  
 Carton volume: 6.5 FT³ | 0.18 MT³

List price											
OTG13070		380									
OVERALL DIMENSIONS			SEAT DIMENSIONS			BACK DIMENSIONS					
W	D	H	W	D	H	W	H				
IN 19	22	38	19	17	16.5-20.5	17.5	20				
MM 483	559	965	483	432	419-521	445	508				
Ergonomic features:		RTA 8		courier		1 per carton					
A, B, C, D, L, M, N											



Synchro-Tilter, Mesh High Back and Uph Seat w/Fixed Arms

Unit weight: 31 LB | 14.1 KG  
 Carton weight: 41 LB | 18.6 KG  
 Carton volume: 6.5 FT³ | 0.18 MT³

List price											
OTG13071		430									
OVERALL DIMENSIONS			SEAT DIMENSIONS			BACK DIMENSIONS					
W	D	H	W	D	H	W	H				
IN 25	22	38	19	17	16.5-20.5	17.5	20				
MM 635	559	965	483	432	419-521	445	508				
Ergonomic features:		RTA 2		courier		1 per carton					
A, B, C, D, L, M, N											



Synchro-Tilter, Mesh High Back and Uph Seat w/Arms

Unit weight: 31 LB | 14.1 KG  
 Carton weight: 41 LB | 18.6 KG  
 Carton volume: 6.5 FT³ | 0.18 MT³

List price											
OTG13072		480									
OVERALL DIMENSIONS			SEAT DIMENSIONS			BACK DIMENSIONS					
W	D	H	W	D	H	W	H				
IN 25	22	38	19	17	16.5-20.5	17.5	20				
MM 635	559	965	483	432	419-521	445	508				
Ergonomic features:		RTA 2		courier		1 per carton					
A, B, C, D, H, L, M, N											



Fixed T-Arms - 1 pair

Unit weight: 4 LB | 1.8 KG  
 Carton weight: 7.5 LB | 3.4 KG  
 Carton volume: 0.6 FT³ | 0.01 MT³

List price										
OTG13073		50								
OVERALL DIMENSIONS										
W	D	H								
IN 3	10	11								
MM 76	254	279								
		RTA 00		courier		1 pair per carton (pricing is for the pair, specifications are for one arm)				



Height Adjustable T-Arms - 1 pair

Unit weight: 5 LB | 2.3 KG  
 Carton weight: 8 LB | 3.63 KG  
 Carton volume: 0.6 FT³ | 0.01 MT³

List price										
OTG13074		100								
OVERALL DIMENSIONS										
W	D	H								
IN 3.5	9.5	11.5								
MM 89	241	292								
		RTA 00		courier		1 pair per carton (pricing is for the pair, specifications are for one arm)				

## RETRO



model OTG11648B

### STANDARD FEATURES





- Management and boardroom chair.
- Unique seat suspension and segmented cushions offer a very plush feel.
- Chrome arms with upholstered armrests.
- Chrome frame and base.
- Dual wheel carpet casters (C65) are standard.
- Seating surfaces are upholstered in Black Luxhide bonded leather.
- Compliant with the emissions guidelines set by the GREENGUARD Environmental Institute.

### CHAIR ADJUSTMENTS

- Center tilt with upright position tilt lock.
- Tilt tension adjustment.
- Pneumatic seat height adjustment.

### OPTIONAL FEATURES

- Hard surface flooring casters (**C65R**) can be purchased separately. Add \$80/set.

DESCRIPTION	MODEL# / FEATURES																																
 <p><b>High Back Tilter</b>                      Unit weight: 43 LB   19.5 KG                      Carton weight: 48 LB   21.77 KG                      Carton volume: 7.75 FT<sup>3</sup>   0.21 MT<sup>3</sup></p>	<p>List price</p> <p><b>OTG11648B</b> 632</p>																																
	<table border="1"> <thead> <tr> <th colspan="3">OVERALL DIMENSIONS</th> <th colspan="3">SEAT DIMENSIONS</th> <th colspan="2">BACK DIMENSIONS</th> </tr> <tr> <th></th> <th>W</th> <th>D</th> <th>W</th> <th>D</th> <th>H</th> <th>W</th> <th>H</th> </tr> </thead> <tbody> <tr> <td>IN</td> <td>24.5</td> <td>24.5</td> <td>19</td> <td>17.5</td> <td>17-21</td> <td>18</td> <td>21.5</td> </tr> <tr> <td>MM</td> <td>622</td> <td>622</td> <td>483</td> <td>445</td> <td>432-533</td> <td>457</td> <td>546</td> </tr> </tbody> </table>	OVERALL DIMENSIONS			SEAT DIMENSIONS			BACK DIMENSIONS			W	D	W	D	H	W	H	IN	24.5	24.5	19	17.5	17-21	18	21.5	MM	622	622	483	445	432-533	457	546
	OVERALL DIMENSIONS			SEAT DIMENSIONS			BACK DIMENSIONS																										
		W	D	W	D	H	W	H																									
IN	24.5	24.5	19	17.5	17-21	18	21.5																										
MM	622	622	483	445	432-533	457	546																										
<p>Ergonomic features: A, B, C, M, N, S</p>	<p>RTA  courier  1 per carton </p>																																

SAFARI



model OTG13026

STANDARD FEATURES





- Mesh back tilter chair.
- Compact design suitable for average to petite size individuals.
- Contoured Black mesh back with lumbar strap provides excellent support.
- Fixed loop arms.
- Black base with dual wheel carpet casters (C1) is standard.
- Seat can be upholstered in all Global grade 1 seating textiles or in Luxhide bonded leather (see page 130).
- Compliant with the emissions guidelines set by the GREENGUARD Environmental Institute.

CHAIR ADJUSTMENTS

- Center tilt with upright position tilt lock.
- Tilt tension adjustment.
- Pneumatic seat height adjustment.

OPTIONAL FEATURES

- Hard surface flooring casters (**C9R**) can be purchased separately. Add \$80/set.

DESCRIPTION	MODEL# / FEATURES	List price						
 <p><b>Medium Mesh Back Tilter</b> Unit weight: 27 LB   12.3 KG Carton weight: 32 LB   14.51 KG Carton volume: 4.5 FT<sup>3</sup>   0.12 MT<sup>3</sup></p>	<b>OTG13026</b>  Ergonomic features: A, B, C, M, N, S	336						
		OVERALL DIMENSIONS		SEAT DIMENSIONS			BACK DIMENSIONS	
		W	D	H	W	D	H	W
IN 23	23.5	40	19	17	18.25-22.25	19	19	
MM 584	597	991	483	432	464-565	483	483	
Ergonomic features: A, B, C, M, N, S				1 per carton				

SIX 13



model OTG11613B

STANDARD FEATURES





- A value priced multi-tilter chair with many ergonomic features.
- Standard with height adjustable T-arms with self-skinned urethane (SSU) armcaps.
- Dual wheel carpet casters (C65) are standard.
- Upholstered in Black, Quilt (QL10) only.
- Compliant with the emissions guidelines set by the GREENGUARD Environmental Institute.

CHAIR ADJUSTMENTS

- Multi-Center tilt with infinite position tilt lock.
- Infinite position back and seat angle adjustments.
- Concealed ratchet back height adjustment.
- Pneumatic seat height adjustment.

OPTIONAL FEATURES

- Hard surface flooring casters (**C65R**) can be purchased separately. Add \$80/set.

DESCRIPTION	MODEL# / FEATURES	List price						
 <p><b>Medium Back Multi-Tilter</b> Unit weight: 37 LB   16.8 KG Carton weight: 41 LB   18.6 KG Carton volume: 5.77 FT<sup>3</sup>   0.16 MT<sup>3</sup></p>	<b>OTG11613B</b>  Ergonomic features: A, B, C, D, G, H, M, N, S	460						
		OVERALL DIMENSIONS		SEAT DIMENSIONS			BACK DIMENSIONS	
		W	D	H	W	D	H	W
IN 25.5	24	39	21	18.5	17.5-22.5	20.5	17.5-19	
MM 648	610	991	533	470	445-572	521	445-483	
Ergonomic features: A, B, C, D, G, H, M, N, S				1 per carton				

SIX 31



model OTG11631B

STANDARD FEATURES









- A great general purpose office chair.
- Contoured seat and back with thick cushions.
- Standard with height adjustable T-arms with self-skinned urethane (SSU) armcaps.
- Dual wheel carpet casters (C65) are standard.
- OTG11531B and OTG11631B are upholstered in Black, Quilt (QL10)
- Compliant with the emissions guidelines set by the GREENGUARD Environmental Institute.

CHAIR ADJUSTMENTS

- **Multi-tilter chair**
  - Center tilt with infinite position tilt lock.
  - Tilt tension adjustment.
  - Independent back and seat angle adjustments.
  - Internal ratchet back height adjustment.
  - Seat depth adjustment.
  - Pneumatic seat height adjustment.
- **Operator chairs**
  - Center tilt with infinite position tilt lock.
  - Tilt tension adjustment.
  - Independent back and seat angle adjustments
  - Back height adjustment.
  - Pneumatic seat height adjustment.

OPTIONAL FEATURES

- Hard surface flooring casters (**C65R**) can be purchased separately. Add \$80/set.

DESCRIPTION	MODEL# / FEATURES	List price																																							
 <p><b>Medium Back Multi-Tilter</b> Unit weight: 55 LB   25 KG Carton weight: 65 LB   29.48 KG Carton volume: 8 FT<sup>3</sup>   0.22 MT<sup>3</sup></p>	<p><b>OTG11531B</b> Black</p>	561																																							
		<p><b>OVERALL DIMENSIONS</b></p> <table border="1"> <thead> <tr> <th></th> <th>W</th> <th>D</th> <th>H</th> </tr> </thead> <tbody> <tr> <td>IN</td> <td>25.5</td> <td>24</td> <td>42.5</td> </tr> <tr> <td>MM</td> <td>648</td> <td>610</td> <td>1080</td> </tr> </tbody> </table>				W	D	H	IN	25.5	24	42.5	MM	648	610	1080	<p><b>SEAT DIMENSIONS</b></p> <table border="1"> <thead> <tr> <th></th> <th>W</th> <th>D</th> <th>H</th> </tr> </thead> <tbody> <tr> <td></td> <td>20</td> <td>17</td> <td>19-23</td> </tr> <tr> <td></td> <td>508</td> <td>432</td> <td>483-584</td> </tr> </tbody> </table>				W	D	H		20	17	19-23		508	432	483-584	<p><b>BACK DIMENSIONS</b></p> <table border="1"> <thead> <tr> <th></th> <th>W</th> <th>H</th> </tr> </thead> <tbody> <tr> <td></td> <td>19.5</td> <td>20.5-23.5</td> </tr> <tr> <td></td> <td>495</td> <td>521-597</td> </tr> </tbody> </table>				W	H		19.5	20.5-23.5	
	W	D	H																																						
IN	25.5	24	42.5																																						
MM	648	610	1080																																						
	W	D	H																																						
	20	17	19-23																																						
	508	432	483-584																																						
	W	H																																							
	19.5	20.5-23.5																																							
	495	521-597																																							
<p>Ergonomic features: A, B, C, D, E, F, G, H, M, N, S</p>				1 per carton																																					
 <p><b>Medium Back Operator</b> Unit weight: 42 LB   19.1 KG Carton weight: 46 LB   20.87 KG Carton volume: 6.5 FT<sup>3</sup>   0.18 MT<sup>3</sup></p>	<p><b>OTG11631B</b> Black</p>	411																																							
		<p><b>OVERALL DIMENSIONS</b></p> <table border="1"> <thead> <tr> <th></th> <th>W</th> <th>D</th> <th>H</th> </tr> </thead> <tbody> <tr> <td>IN</td> <td>25.5</td> <td>25</td> <td>44</td> </tr> <tr> <td>MM</td> <td>648</td> <td>635</td> <td>1118</td> </tr> </tbody> </table>				W	D	H	IN	25.5	25	44	MM	648	635	1118	<p><b>SEAT DIMENSIONS</b></p> <table border="1"> <thead> <tr> <th></th> <th>W</th> <th>D</th> <th>H</th> </tr> </thead> <tbody> <tr> <td></td> <td>20.5</td> <td>19</td> <td>18.5-22.5</td> </tr> <tr> <td></td> <td>521</td> <td>483</td> <td>470-572</td> </tr> </tbody> </table>				W	D	H		20.5	19	18.5-22.5		521	483	470-572	<p><b>BACK DIMENSIONS</b></p> <table border="1"> <thead> <tr> <th></th> <th>W</th> <th>H</th> </tr> </thead> <tbody> <tr> <td></td> <td>20</td> <td>23-24.5</td> </tr> <tr> <td></td> <td>508</td> <td>584-622</td> </tr> </tbody> </table>				W	H		20	23-24.5	
	W	D	H																																						
IN	25.5	25	44																																						
MM	648	635	1118																																						
	W	D	H																																						
	20.5	19	18.5-22.5																																						
	521	483	470-572																																						
	W	H																																							
	20	23-24.5																																							
	508	584-622																																							
<p>Ergonomic features: A, B, C, D, G, H, M, N, S</p>				1 per carton																																					

SODA



model MVL13017

STANDARD FEATURES

- A contemporary, yet retro light lounge series featuring fully upholstered cushions.
- Back design on lounge chair offers flexible movement.
- Generous proportions allow for a variety of seating positions.
- Chair and ottoman are standard with a Chrome frame with clear polycarbonate glides and are suitable for carpet, rubber or concrete flooring.
- Can be upholstered in all Global grade 1 seating textiles or in Luxhide bonded leather (see page 130).
- Compliant with the emissions guidelines set by the GREENGUARD Environmental Institute.

DESCRIPTION

MODEL# / FEATURES



**Lounge Chair**  
 Unit weight: 30 LB | 13.6 KG  
 Carton weight: 37 LB | 16.78 KG  
 Carton volume: 15.75 FT<sup>3</sup> | 0.44 MT<sup>3</sup>

List price  
**MVL13017** 530  
 Luxhide bonded leather or fabric (previously MVL13017F)

OVERALL DIMENSIONS			SEAT DIMENSIONS			BACK DIMENSIONS	
W	D	H	W	D	H	W	H
IN 27	24	32	27	18	17	22	15.5
MM 686	610	813	686	457	432	559	394

Ergonomic features: M, N **RTA 00** 1 per carton

List price

**MVL13018** 405



**Bench Ottoman**  
 Unit weight: 19 LB | 8.6 KG  
 Carton weight: 25 LB | 11.34 KG  
 Carton volume: 10.25 FT<sup>3</sup> | 0.29 MT<sup>3</sup>

OVERALL DIMENSIONS		
W	D	H
IN 27	21	18.75
MM 686	533	476

Ergonomic features: M, N **RTA 00** 1 per carton

SODA TABLES



model MVL13016

STANDARD FEATURES

- 1" thick thermally fused laminate top surface with 2mm matching edgeband.
- Tables are standard with a Chrome frame with clear polycarbonate glides and are suitable for carpet, rubber or concrete flooring.
- Top surface available in 14 standard finishes (see page 131).
- Meets applicable ANSI/BIFMA standards.

TABLES

MODEL #

DIMENSIONS IN MM  
 W x D x H

WEIGHT LB KG

VOLUME FT<sup>3</sup> MT<sup>3</sup>

LIST PRICE



<b>MVL13016</b>	30 x - x 15.25	40	13	<b>\$380</b>
30" round	762 x - x 387	18.14	0.36	
<b>MVL13023</b>	30 x - x 15.25	45	13	<b>\$380</b>
30" square	762 x - x 387	20.41	0.36	

30" Tables

Shipped assembled in 1 carton.





SPARROW



model OTG10920

STANDARD FEATURES

- Multi-purpose guest/occasional chair.
- Durable welded four-legged steel frame.
- Black mesh back with Black, Quilt (QL10) seat.
- Seat shroud design protects cushion seat pad when stacked.
- Nylon loop arms.
- Black nylon frame features a unique back grid.
- Shipped assembled - 4 per carton.
- Compliant with the emissions guidelines set by the GREENGUARD Environmental Institute.

DESCRIPTION	MODEL# / FEATURES	List price							
 <p><b>Guest Chair, Mesh Back and Uph Seat</b>                      Unit weight: 18.5 LB   8.4 KG                      Carton weight: 20 LB   9.07 KG                      Carton volume: 17.5 FT<sup>3</sup>   0.49 MT<sup>3</sup></p>	<b>OTG10920</b>	210							
		OVERALL DIMENSIONS			SEAT DIMENSIONS			BACK DIMENSIONS	
		W	D	H	W	D	H	W	H
	IN	24	21.5	33.5	18	17	18.5	17	15
	MM	610	546	851	457	432	470	432	381
	Ergonomic features: M, N	<b>RTA 00</b>	4 per carton						

STACKLITE



model MVL13046

STANDARD FEATURES

- Canadian made, lightweight stacking chair.
- ¾" steel tube frame in Black Sandtex finish.
- Standard with Black polypropylene glides.
- Stacks up to 10 high on floor or dolly (OTG11705).
- Features a handhold in upper back to assist with handling and stacking.
- Can be upholstered in all Global grade 1 seating textiles or in Luxhide bonded leather (see page 130).
- Compliant with the emissions guidelines set by the GREENGUARD Environmental Institute.

DESCRIPTION

MODEL# / FEATURES



Lightweight Stacking Side Chair

Unit weight: 13 LB | 5.9 KG  
 Carton weight: 14 LB | 6.35 KG  
 Carton volume: 12 FT³ | 0.33 MT³

List price  
**MVL13046** 139

Sold in sets of 4 chairs.

Ergonomic features:  
 M, N

OVERALL DIMENSIONS			SEAT DIMENSIONS			BACK DIMENSIONS	
W	D	H	W	D	H	W	H
IN 17.5	22.5	33.5	16.5	16.5	18	12	15.5
MM 445	572	851	419	419	457	305	394

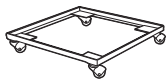
RTA 00

4 per carton (pricing and specifications are for one chair)



List price

**OTG11705** 152



**Dolly**  
 Unit weight: 6 LB | 2.7 KG  
 Carton weight: 6.5 LB | 2.95 KG  
 Carton volume: 1.5 FT³ | 0.04 MT³

Stacks MVL13046 chairs,  
 up to 10 high.

OVERALL DIMENSIONS			SEAT DIMENSIONS			BACK DIMENSIONS	
W	D	H	W	D	H	W	H
IN 20.25	21.5	3.75	-	-	-	-	-
MM 514	546	95	-	-	-	-	-

RTA 00



1 per carton



STRADIC



model MVL11860

STANDARD FEATURES

- Tilter chair with a unique design mesh back.
- Standard with height adjustable arms with soft self-skinned urethane (SSU) armcaps that slide forward and backward.
- Dual wheel carpet casters (C1) are standard.
- Air flow mesh back is available in Black only.
- Seating surfaces can be upholstered in all Global grade 1 seating textiles with the exception of Luxhide (see page 130).
- Compliant with the emissions guidelines set by the GREENGUARD Environmental Institute.

CHAIR ADJUSTMENTS

- Center tilt with upright position tilt lock.
- Tilt tension adjustment.
- Pneumatic seat height adjustment.

OPTIONAL FEATURES

- For hard surface flooring casters, please specify (C9R). Add \$17/set.

DESCRIPTION

MODEL# / FEATURES



Tilter, Mesh Back and Uph seat

Unit weight: 35 LB | 15.9 KG  
 Carton weight: 40 LB | 18.14 KG  
 Carton volume: 9.5 FT³ | 0.26 MT³

List price  
**MVL11860** 422

Ergonomic features:  
 A, B, C, H, M, N, S

OVERALL DIMENSIONS			SEAT DIMENSIONS			BACK DIMENSIONS	
W	D	H	W	D	H	W	H
IN 25	23.5	35.5	20	17.5	15.5-20.5	18.5	18
MM 635	597	902	508	445	394-521	470	457

RTA 1



1 per carton



## TAMI



model MVL1617



model MVL1616

### STANDARD FEATURES



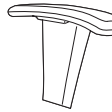
- Canadian made task chairs.
- Hinged back for enhanced comfort.
- Scuff resistant outer back shroud.
- MVL1617 is standard with height adjustable T-arms with self-skinned urethane (SSU) armcaps.
- Dual wheel carpet casters (C65) are standard.
- Can be upholstered in all Global grade 1 seating textiles with the exception of Luxhide (see page 130).
- Compliant with the emissions guidelines set by the GREENGUARD Environmental Institute.

### CHAIR ADJUSTMENTS

- Seat depth adjustment.
- Pneumatic seat height adjustment.

### OPTIONAL FEATURES

- For hard surface flooring casters, please specify (C65R). Add \$17/set.

DESCRIPTION	MODEL# / FEATURES																																			
 <p><b>Armless Task</b> Unit weight: 18 LB   8.2 KG Carton weight: 21 LB   9.53 KG Carton volume: 3.6 FT<sup>3</sup>   0.1 MT<sup>3</sup></p>		List price																																		
	<b>MVL1616</b>	190																																		
	<table border="1"> <thead> <tr> <th rowspan="2"></th> <th colspan="3">OVERALL DIMENSIONS</th> <th colspan="3">SEAT DIMENSIONS</th> <th colspan="2">BACK DIMENSIONS</th> </tr> <tr> <th>W</th> <th>D</th> <th>H</th> <th>W</th> <th>D</th> <th>H</th> <th>W</th> <th>H</th> </tr> </thead> <tbody> <tr> <td>IN</td> <td>18</td> <td>22</td> <td>32</td> <td>18</td> <td>16</td> <td>15.5-20.5</td> <td>15.5</td> <td>14</td> </tr> <tr> <td>MM</td> <td>457</td> <td>559</td> <td>813</td> <td>457</td> <td>406</td> <td>394-521</td> <td>394</td> <td>356</td> </tr> </tbody> </table> <p>Ergonomic features: C, E, H, M, N</p> <p>RTA 2 courier 1 per carton CANADA C65/C65R</p>			OVERALL DIMENSIONS			SEAT DIMENSIONS			BACK DIMENSIONS		W	D	H	W	D	H	W	H	IN	18	22	32	18	16	15.5-20.5	15.5	14	MM	457	559	813	457	406	394-521	394
	OVERALL DIMENSIONS			SEAT DIMENSIONS			BACK DIMENSIONS																													
	W	D	H	W	D	H	W	H																												
IN	18	22	32	18	16	15.5-20.5	15.5	14																												
MM	457	559	813	457	406	394-521	394	356																												
 <p><b>Task w/Arms</b> Unit weight: 24 LB   10.9 KG Carton weight: 27 LB   12.25 KG Carton volume: 4.6 FT<sup>3</sup>   0.13 MT<sup>3</sup></p>		List price																																		
	<b>MVL1617</b>	265																																		
	<table border="1"> <thead> <tr> <th rowspan="2"></th> <th colspan="3">OVERALL DIMENSIONS</th> <th colspan="3">SEAT DIMENSIONS</th> <th colspan="2">BACK DIMENSIONS</th> </tr> <tr> <th>W</th> <th>D</th> <th>H</th> <th>W</th> <th>D</th> <th>H</th> <th>W</th> <th>H</th> </tr> </thead> <tbody> <tr> <td>IN</td> <td>22</td> <td>22</td> <td>32</td> <td>18</td> <td>16</td> <td>15.5-20.5</td> <td>15.5</td> <td>14</td> </tr> <tr> <td>MM</td> <td>559</td> <td>559</td> <td>813</td> <td>457</td> <td>406</td> <td>394-521</td> <td>394</td> <td>356</td> </tr> </tbody> </table> <p>Ergonomic features: C, E, H, M, N</p> <p>RTA 2 courier 1 per carton CANADA C65/C65R</p>			OVERALL DIMENSIONS			SEAT DIMENSIONS			BACK DIMENSIONS		W	D	H	W	D	H	W	H	IN	22	22	32	18	16	15.5-20.5	15.5	14	MM	559	559	813	457	406	394-521	394
	OVERALL DIMENSIONS			SEAT DIMENSIONS			BACK DIMENSIONS																													
	W	D	H	W	D	H	W	H																												
IN	22	22	32	18	16	15.5-20.5	15.5	14																												
MM	559	559	813	457	406	394-521	394	356																												
 <p><b>Height Adjustable T-Arms - 1 pair</b> Unit weight: 8 LB   3.6 KG Carton weight: 10 LB   4.54 KG Carton volume: 1.3 FT<sup>3</sup>   0.03 MT<sup>3</sup></p>		List price																																		
	<b>MVL2784</b>	88																																		
	<table border="1"> <thead> <tr> <th rowspan="2"></th> <th colspan="3">OVERALL DIMENSIONS</th> <th colspan="3">SEAT DIMENSIONS</th> <th colspan="2">BACK DIMENSIONS</th> </tr> <tr> <th>W</th> <th>D</th> <th>H</th> <th>W</th> <th>D</th> <th>H</th> <th>W</th> <th>H</th> </tr> </thead> <tbody> <tr> <td>IN</td> <td>3</td> <td>10</td> <td>12</td> <td>-</td> <td>-</td> <td>-</td> <td>-</td> <td>-</td> </tr> <tr> <td>MM</td> <td>76</td> <td>254</td> <td>305</td> <td>-</td> <td>-</td> <td>-</td> <td>-</td> <td>-</td> </tr> </tbody> </table> <p>RTA 00 courier 1 pair per carton (pricing is for the pair, specifications are for one arm)</p>			OVERALL DIMENSIONS			SEAT DIMENSIONS			BACK DIMENSIONS		W	D	H	W	D	H	W	H	IN	3	10	12	-	-	-	-	-	MM	76	254	305	-	-	-	-
	OVERALL DIMENSIONS			SEAT DIMENSIONS			BACK DIMENSIONS																													
	W	D	H	W	D	H	W	H																												
IN	3	10	12	-	-	-	-	-																												
MM	76	254	305	-	-	-	-	-																												

THOMPSON



model OTG11633B

STANDARD FEATURES

- Plush management chair.
- Contoured cushions with waterfall seat edge and integrated headrest.
- Polished Aluminum fixed loop arms with upholstered armcaps.
- Polished Aluminum base with scuff resistant tips and dual wheel carpet casters (C65).
- Seating surfaces are upholstered in Black Luxhide bonded leather with contrasting stitch details.
- Compliant with the emissions guidelines set by the GREENGUARD Environmental Institute.

CHAIR ADJUSTMENTS

- Center tilt with upright position tilt lock.
- Tilt tension adjustment.
- Pneumatic seat height adjustment.

OPTIONAL FEATURES

- Hard surface flooring casters (**C65R**) can be purchased separately. Add \$80/set.

DESCRIPTION

MODEL# / FEATURES



**High Back Tilter**  
 Unit weight: 44 LB | 20 KG  
 Carton weight: 48 LB | 21.77 KG  
 Carton volume: 7.5 FT³ | 0.21 MT³

Ergonomic features:  
 A, B, C, M, N, S

List price

OTG11633B 627

	OVERALL DIMENSIONS			SEAT DIMENSIONS			BACK DIMENSIONS	
	W	D	H	W	D	H	W	H
IN	26	31	43	22.5	21	16-20	22	25
MM	660	787	1092	572	533	406-508	559	635



1 per carton



TOMA



model OTG13032

STANDARD FEATURES

- Mesh back synchro-tilter chair.
- Standard with height adjustable T arms with self-skinned urethane (SSU) armcaps.
- Black base with dual wheel carpet casters (C1) is standard.
- Only available in Black polyester seat fabric with a Black mesh back.
- Compliant with the emissions guidelines set by the GREENGUARD Environmental Institute.

CHAIR ADJUSTMENTS

- Upright position tilt lock.
- Tilt tension adjustment.
- Height adjustable flexible lumbar support.
- Pneumatic seat height adjustment.

OPTIONAL FEATURES

- Hard surface flooring casters (**C9R**) can be purchased separately. Add \$80/set.

DESCRIPTION

MODEL# / FEATURES



**Medium Back Synchro-Tilter**  
 Unit weight: 31 LB | 14.1 KG  
 Carton weight: 36 LB | 16.33 KG  
 Carton volume: 4.7 FT³ | 0.13 MT³

Ergonomic features:  
 A, B, C, D, H, L, M, N

List price

OTG13032 419

	OVERALL DIMENSIONS			SEAT DIMENSIONS			BACK DIMENSIONS	
	W	D	H	W	D	H	W	H
IN	24	24	40	18.5	17	18.5-22.5	17.5	20.5
MM	610	610	1016	470	432	470-572	445	521



1 per carton



## TUMI



model OTG11776B

### STANDARD FEATURES





- Contemporary management and boardroom chair.
- Fixed durable nylon arms.
- Dual wheel carpet casters (C65) are standard.
- Seating surfaces are upholstered in Black Luxhide bonded leather.
- Compliant with the emissions guidelines set by the GREENGUARD Environmental Institute.

### CHAIR ADJUSTMENTS

- Center tilt with upright position tilt lock.
- Tilt tension adjustment.
- Pneumatic seat height adjustment.

### OPTIONAL FEATURES

- Hard surface flooring casters (**C65R**) can be purchased separately. Add \$80/set.

DESCRIPTION	MODEL# / FEATURES																																			
 <p><b>High Back Tilter</b>                      Unit weight: 31 LB   14.1 KG                      Carton weight: 37 LB   16.78 KG                      Carton volume: 4.2 FT<sup>3</sup>   0.11 MT<sup>3</sup></p>	List price																																			
	<b>OTG11776B</b>	334																																		
	<table border="1"> <thead> <tr> <th rowspan="2"></th> <th colspan="3">OVERALL DIMENSIONS</th> <th colspan="3">SEAT DIMENSIONS</th> <th colspan="2">BACK DIMENSIONS</th> </tr> <tr> <th>W</th> <th>D</th> <th>H</th> <th>W</th> <th>D</th> <th>H</th> <th>W</th> <th>H</th> </tr> </thead> <tbody> <tr> <td>IN</td> <td>24.5</td> <td>25</td> <td>41.5</td> <td>20.5</td> <td>18.5</td> <td>16.5-20.5</td> <td>20.5</td> <td>22.5</td> </tr> <tr> <td>MM</td> <td>622</td> <td>635</td> <td>1054</td> <td>521</td> <td>470</td> <td>419-521</td> <td>521</td> <td>572</td> </tr> </tbody> </table>			OVERALL DIMENSIONS			SEAT DIMENSIONS			BACK DIMENSIONS		W	D	H	W	D	H	W	H	IN	24.5	25	41.5	20.5	18.5	16.5-20.5	20.5	22.5	MM	622	635	1054	521	470	419-521	521
	OVERALL DIMENSIONS			SEAT DIMENSIONS			BACK DIMENSIONS																													
	W	D	H	W	D	H	W	H																												
IN	24.5	25	41.5	20.5	18.5	16.5-20.5	20.5	22.5																												
MM	622	635	1054	521	470	419-521	521	572																												
Ergonomic features: A, B, C, M, N, S		 1 per carton																																		

**ULTRA**



model MVL11730



model MVL11743

**STANDARD FEATURES**

- Canadian made tilter and guest chairs.
- Internal welded steel frame.
- Chrome fixed arms (except armless models) and base.
- Dual wheel carpet casters (C65) are standard (except guest chairs).
- Seating surfaces can be upholstered in Luxhide bonded leather, in various colors (see page 130).
- Compliant with the emissions guidelines set by the GREENGUARD Environmental Institute.

**CHAIR ADJUSTMENTS**

- Center tilt with upright position tilt lock.
- Tilt tension adjustment.
- Pneumatic seat height adjustment.

**OPTIONAL FEATURES**

- For hard surface flooring casters, please specify (C65R). Add \$17/set.
- Optional removable upholstered armcaps are available for tilter models with arms, please order (MVL11733).

**ALTERNATE TEXTILE OPTIONS**

- Graded-in and GPM textiles are available with a minimum of 10 units purchased. Contact Customer Service for further details.

**DESCRIPTION MODEL# / FEATURES**



**High Back Tilter w/Arms**  
 Unit weight: 32 LB | 14.5 KG  
 Carton weight: 44 LB | 19.96 KG  
 Carton volume: 11 FT<sup>3</sup> | 0.31 MT<sup>3</sup>

<b>MVL11730</b>		List price		546			
OVERALL DIMENSIONS			SEAT DIMENSIONS			BACK DIMENSIONS	
W	D	H	W	D	H	W	H
IN 23.5	24.5	40	21	17.5	17.5-22.5	20	21
MM 597	622	1016	533	445	445-572	508	533
Ergonomic features: A, B, C, M, N, S		RTA 1	courier	1 per carton		CANADA	GREENGUARD



**Armless High Back Tilter**  
 Unit weight: 28 LB | 12.7 KG  
 Carton weight: 38 LB | 17.24 KG  
 Carton volume: 11 FT<sup>3</sup> | 0.31 MT<sup>3</sup>

<b>MVL11732</b>		List price		492			
OVERALL DIMENSIONS			SEAT DIMENSIONS			BACK DIMENSIONS	
W	D	H	W	D	H	W	H
IN 21	24.5	40	21	17.5	17.5-22.5	20	21
MM 533	622	1016	533	445	445-572	508	533
Ergonomic features: A, B, C, M, N, S		RTA 1	courier	1 per carton		CANADA	GREENGUARD
















**Upholstered Armcaps - 1 pair**  
 Unit weight: 0.25 LB | 0.1 KG  
 Carton weight: 0.75 LB | 0.34 KG  
 Carton volume: 0.2 FT<sup>3</sup> | 0.01 MT<sup>3</sup>

<b>MVL11733</b>		List price		43			
OVERALL DIMENSIONS			SEAT DIMENSIONS			BACK DIMENSIONS	
W	D	H	W	D	H	W	H
IN 5.5	9.25	0.25	-	-	-	-	-
MM 140	235	6	-	-	-	-	-
For models with arms: MVL11730, MVL11734.		RTA 00	courier	1 per carton (pricing is for the pair, specifications are for one armcap)		CANADA	GREENGUARD



**Low Back Tilter w/Arms**  
 Unit weight: 35 LB | 15.9 KG  
 Carton weight: 42 LB | 19.05 KG  
 Carton volume: 11 FT<sup>3</sup> | 0.31 MT<sup>3</sup>

<b>MVL11734</b>		List price		531			
OVERALL DIMENSIONS			SEAT DIMENSIONS			BACK DIMENSIONS	
W	D	H	W	D	H	W	H
IN 23.5	24.5	38	21	17.5	17.5-22.5	20	19
MM 597	622	965	533	445	445-572	508	483
Ergonomic features: A, B, C, M, N, S		RTA 1	courier	1 per carton		CANADA	GREENGUARD

DESCRIPTION	MODEL# / FEATURES																																				
 <p><b>Armless Low Back Tilter</b>                      Unit weight: 31 LB   14.1 KG                      Carton weight: 38 LB   17.24 KG                      Carton volume: 11 FT³   0.31 MT³</p>	List price																																				
	<b>MVL11735</b>	480																																			
	<table border="1"> <thead> <tr> <th rowspan="2"></th> <th colspan="3">OVERALL DIMENSIONS</th> <th colspan="3">SEAT DIMENSIONS</th> <th colspan="2">BACK DIMENSIONS</th> </tr> <tr> <th>W</th> <th>D</th> <th>H</th> <th>W</th> <th>D</th> <th>H</th> <th>W</th> <th>H</th> </tr> </thead> <tbody> <tr> <td>IN</td> <td>21</td> <td>24.5</td> <td>38</td> <td>21</td> <td>17.5</td> <td>17.5-22.5</td> <td>20</td> <td>19</td> </tr> <tr> <td>MM</td> <td>533</td> <td>622</td> <td>965</td> <td>533</td> <td>445</td> <td>445-572</td> <td>508</td> <td>483</td> </tr> </tbody> </table>			OVERALL DIMENSIONS			SEAT DIMENSIONS			BACK DIMENSIONS		W	D	H	W	D	H	W	H	IN	21	24.5	38	21	17.5	17.5-22.5	20	19	MM	533	622	965	533	445	445-572	508	483
		OVERALL DIMENSIONS			SEAT DIMENSIONS			BACK DIMENSIONS																													
		W	D	H	W	D	H	W	H																												
IN	21	24.5	38	21	17.5	17.5-22.5	20	19																													
MM	533	622	965	533	445	445-572	508	483																													
Ergonomic features: A, B, C, M, N, S		  1 per carton																																			
		 																																			
 <p><b>Medium Back Guest Chair, Cantilever Base</b>                      Unit weight: 32 LB   14.5 KG                      Carton weight: 40 LB   18.14 KG                      Carton volume: 13.25 FT³   0.37 MT³</p>	List price																																				
	<b>MVL11742</b>	608																																			
	<table border="1"> <thead> <tr> <th rowspan="2"></th> <th colspan="3">OVERALL DIMENSIONS</th> <th colspan="3">SEAT DIMENSIONS</th> <th colspan="2">BACK DIMENSIONS</th> </tr> <tr> <th>W</th> <th>D</th> <th>H</th> <th>W</th> <th>D</th> <th>H</th> <th>W</th> <th>H</th> </tr> </thead> <tbody> <tr> <td>IN</td> <td>24.25</td> <td>25</td> <td>35</td> <td>21</td> <td>17.5</td> <td>18</td> <td>21</td> <td>17.5</td> </tr> <tr> <td>MM</td> <td>616</td> <td>635</td> <td>889</td> <td>533</td> <td>445</td> <td>457</td> <td>533</td> <td>445</td> </tr> </tbody> </table>			OVERALL DIMENSIONS			SEAT DIMENSIONS			BACK DIMENSIONS		W	D	H	W	D	H	W	H	IN	24.25	25	35	21	17.5	18	21	17.5	MM	616	635	889	533	445	457	533	445
		OVERALL DIMENSIONS			SEAT DIMENSIONS			BACK DIMENSIONS																													
		W	D	H	W	D	H	W	H																												
IN	24.25	25	35	21	17.5	18	21	17.5																													
MM	616	635	889	533	445	457	533	445																													
Ergonomic features: M, N		 1 per carton																																			
		 																																			
 <p><b>Armless Medium Back Guest Chair, Cantilever Base</b>                      Unit weight: 26 LB   11.8 KG                      Carton weight: 32 LB   14.51 KG                      Carton volume: 13.75 FT³   0.38 MT³</p>	List price																																				
	<b>MVL11743</b>	522																																			
	<table border="1"> <thead> <tr> <th rowspan="2"></th> <th colspan="3">OVERALL DIMENSIONS</th> <th colspan="3">SEAT DIMENSIONS</th> <th colspan="2">BACK DIMENSIONS</th> </tr> <tr> <th>W</th> <th>D</th> <th>H</th> <th>W</th> <th>D</th> <th>H</th> <th>W</th> <th>H</th> </tr> </thead> <tbody> <tr> <td>IN</td> <td>21</td> <td>24.75</td> <td>35</td> <td>21</td> <td>17.5</td> <td>18</td> <td>21</td> <td>17.5</td> </tr> <tr> <td>MM</td> <td>533</td> <td>629</td> <td>889</td> <td>533</td> <td>445</td> <td>457</td> <td>533</td> <td>445</td> </tr> </tbody> </table>			OVERALL DIMENSIONS			SEAT DIMENSIONS			BACK DIMENSIONS		W	D	H	W	D	H	W	H	IN	21	24.75	35	21	17.5	18	21	17.5	MM	533	629	889	533	445	457	533	445
		OVERALL DIMENSIONS			SEAT DIMENSIONS			BACK DIMENSIONS																													
		W	D	H	W	D	H	W	H																												
IN	21	24.75	35	21	17.5	18	21	17.5																													
MM	533	629	889	533	445	457	533	445																													
Ergonomic features: M, N		 1 per carton																																			
		 																																			

VALAN



model OTG11980

STANDARD FEATURES

- Synchro-tilter chairs with a geometric square mesh back design and internal lumbar support.
- Standard with height adjustable T-arms with soft self-skinned urethane (SSU) armcaps.
- Dual wheel carpet casters (C1) are standard.
- Air flow mesh back is available in Black only.
- Seating surface can be upholstered in Luxhide bonded leather, in various colors or in all Global grade 1 seating textiles (see page 130)
- Compliant with the emissions guidelines set by the GREENGUARD Environmental Institute.

CHAIR ADJUSTMENTS

- Synchro tilt with upright position tilt lock.
- Tilt tension adjustment.
- Pneumatic seat height adjustment.

OPTIONAL FEATURES

- Hard surface flooring casters (C9R) can be purchased separately. Add \$80/set.

DESCRIPTION

MODEL# / FEATURES



High Back Synchro-Tilter, Mesh Back and Uph Seat

Unit weight: 36 LB | 16.4 KG  
 Carton weight: 42 LB | 19.05 KG  
 Carton volume: 5.75 FT³ | 0.16 MT³

List price

**OTG11980** 587  
 Luxhide bonded leather or fabric (previously OTG11980F)

OVERALL DIMENSIONS			SEAT DIMENSIONS			BACK DIMENSIONS		
	W	D	H	W	D	H	W	H
IN	26	24	44	20.5	18	18-22	18	24.5
MM	660	610	1118	521	457	457-559	457	622

Ergonomic features:  
 A, B, C, H, L, M, N



1 per carton





## VANIER



model MVL3170



model MVL3172

### STANDARD FEATURES

- Management, boardroom and guest chairs. Canadian made.
- Generously padded seat and compound-curved back.
- Fixed nylon arms with self-skinned urethane (SSU) armcaps.
- Dual wheel carpet casters (C1) are standard (except guest chair).
- Guest chair has an oval steel tube frame with sled base.
- Seating surfaces can be upholstered in Luxhide bonded leather, in various colors (see page 130)
- Compliant with the emissions guidelines set by the GREENGUARD Environmental Institute.

### CHAIR ADJUSTMENTS

- Center tilt with upright position tilt lock.
- Tilt tension adjustment.
- Pneumatic seat height adjustment.

### OPTIONAL FEATURES

- For hard surface flooring casters, please specify (C9R). Add \$17/set.

### ALTERNATE TEXTILE OPTIONS

- Graded-in and GPM textiles are available with a minimum of 10 units purchased. Contact Customer Service for further details.

### DESCRIPTION

### MODEL# / FEATURES



#### High Back Tilter

Unit weight: 40 LB | 18.2 KG  
 Carton weight: 47 LB | 21.32 KG  
 Carton volume: 12 FT<sup>3</sup> | 0.33 MT<sup>3</sup>

Ergonomic features:  
 A, B, C, M, N, S

List price

MVL3170

594

#### OVERALL DIMENSIONS

	W	D	H
IN	25.5	26	43
MM	648	660	1092

#### SEAT DIMENSIONS

	W	D	H
IN	21	18	17-22
MM	533	457	432-559

#### BACK DIMENSIONS

	W	H
IN	19	25.5
MM	483	648

RTA 1

1 per carton



#### Medium Back Tilter

Unit weight: 35 LB | 15.9 KG  
 Carton weight: 41 LB | 18.6 KG  
 Carton volume: 11.5 FT<sup>3</sup> | 0.32 MT<sup>3</sup>

Ergonomic features:  
 A, B, C, M, N, S

List price

MVL3171

569

#### OVERALL DIMENSIONS

	W	D	H
IN	25.5	26	37
MM	648	660	940

#### SEAT DIMENSIONS

	W	D	H
IN	21	18	17-22
MM	533	457	432-559

#### BACK DIMENSIONS

	W	H
IN	19	19.5
MM	483	495

RTA 1

1 per carton



#### Medium Back Guest Chair - Sled Base

Unit weight: 31 LB | 14.1 KG  
 Carton weight: 37 LB | 16.78 KG  
 Carton volume: 15.75 FT<sup>3</sup> | 0.44 MT<sup>3</sup>

Ergonomic features:  
 M, N

List price

MVL3172

555

#### OVERALL DIMENSIONS

	W	D	H
IN	25.5	26	34.5
MM	648	660	876

#### SEAT DIMENSIONS

	W	D	H
IN	21	18	17
MM	533	457	432

#### BACK DIMENSIONS

	W	H
IN	19	18.5
MM	483	470

RTA 00

1 per carton



WOODBRIDGE



model OTG11617B

STANDARD FEATURES



- Management and boardroom chair.
- Durable nylon arms with upholstered armrests.
- Dual wheel carpet casters (C65) are standard.
- Seating surfaces are upholstered in Black Luxhide bonded leather.
- Compliant with the emissions guidelines set by the GREENGUARD Environmental Institute.

CHAIR ADJUSTMENTS

- Center tilt with upright position tilt lock.
- Tilt tension adjustment.
- Pneumatic seat height adjustment.

OPTIONAL FEATURES

- Hard surface flooring casters (**C65R**) can be purchased separately. Add \$80/set.

DESCRIPTION	MODEL# / FEATURES	List price							
 <p><b>High Back Tilter</b>                      Unit weight: 34 LB   15.5 KG                      Carton weight: 38 LB   17.24 KG                      Carton volume: 6.13 FT<sup>3</sup>   0.17 M<sup>3</sup></p>	OTG11617B	370							
		OVERALL DIMENSIONS			SEAT DIMENSIONS			BACK DIMENSIONS	
		W	D	H	W	D	H	W	H
	IN	26	27	42.5	20.5	18	16.5-20.5	21	24
	MM	660	686	1080	521	457	419-521	533	610
	Ergonomic features: A, B, C, M, N, S	RTA 8	courier	1 per carton					

YOHO



model MVL2789

STANDARD FEATURES




- Canadian made task chairs.
- Thick cushion compound-curved back offers great lumbar support.
- Standard with height adjustable T-arms with durable self-skinned urethane (SSU) armcaps (except armless models).
- Dual wheel carpet casters (C65) are standard.
- Height adjustable chairs are equipped with an adjustable Chrome footrest.
- Seating surfaces can be upholstered in Luxhide bonded leather (various colors) or in all Global grade 1 seating textiles (see page 130).
- Compliant with the emissions guidelines set by the GREENGUARD Environmental Institute.

CHAIR ADJUSTMENTS

- Seat depth adjustment.
- Pneumatic seat height adjustment.

OPTIONAL FEATURES

- For hard surface flooring casters, please specify (C65R). Add \$17/set.

DESCRIPTION	MODEL# / FEATURES																																
 <p><b>Armless Task</b> Unit weight: 23 LB   10.5 KG Carton weight: 28 LB   12.7 KG Carton volume: 4.7 FT<sup>3</sup>   0.13 MT<sup>3</sup></p>	<p>List price</p> <p><b>MVL2786</b> 278 Luxhide bonded leather or fabric (previously MVL2786F)</p> <table border="1"> <thead> <tr> <th colspan="3">OVERALL DIMENSIONS</th> <th colspan="3">SEAT DIMENSIONS</th> <th colspan="2">BACK DIMENSIONS</th> </tr> <tr> <th>W</th> <th>D</th> <th>H</th> <th>W</th> <th>D</th> <th>H</th> <th>W</th> <th>H</th> </tr> </thead> <tbody> <tr> <td>IN 19</td> <td>24</td> <td>34</td> <td>19</td> <td>16.5</td> <td>16-21</td> <td>17.5</td> <td>16</td> </tr> <tr> <td>MM 483</td> <td>610</td> <td>864</td> <td>483</td> <td>419</td> <td>406-533</td> <td>445</td> <td>406</td> </tr> </tbody> </table> <p>Ergonomic features: C, E, M, N</p> <p>RTA 2 courier 1 per carton CANADA GREENGUARD</p>	OVERALL DIMENSIONS			SEAT DIMENSIONS			BACK DIMENSIONS		W	D	H	W	D	H	W	H	IN 19	24	34	19	16.5	16-21	17.5	16	MM 483	610	864	483	419	406-533	445	406
	OVERALL DIMENSIONS			SEAT DIMENSIONS			BACK DIMENSIONS																										
	W	D	H	W	D	H	W	H																									
	IN 19	24	34	19	16.5	16-21	17.5	16																									
MM 483	610	864	483	419	406-533	445	406																										
 <p><b>Task w/Arms</b> Unit weight: 29 LB   13.2 KG Carton weight: 34 LB   15.42 KG Carton volume: 4.7 FT<sup>3</sup>   0.13 MT<sup>3</sup></p>	<p>List price</p> <p><b>MVL2789</b> 365 Luxhide bonded leather or fabric (previously MVL2789F)</p> <table border="1"> <thead> <tr> <th colspan="3">OVERALL DIMENSIONS</th> <th colspan="3">SEAT DIMENSIONS</th> <th colspan="2">BACK DIMENSIONS</th> </tr> <tr> <th>W</th> <th>D</th> <th>H</th> <th>W</th> <th>D</th> <th>H</th> <th>W</th> <th>H</th> </tr> </thead> <tbody> <tr> <td>IN 24</td> <td>24</td> <td>34</td> <td>19</td> <td>16.5</td> <td>16-21</td> <td>17.5</td> <td>16</td> </tr> <tr> <td>MM 610</td> <td>610</td> <td>864</td> <td>483</td> <td>419</td> <td>406-533</td> <td>445</td> <td>406</td> </tr> </tbody> </table> <p>Ergonomic features: C, E, H, M, N</p> <p>RTA 2 courier 1 per carton CANADA GREENGUARD</p>	OVERALL DIMENSIONS			SEAT DIMENSIONS			BACK DIMENSIONS		W	D	H	W	D	H	W	H	IN 24	24	34	19	16.5	16-21	17.5	16	MM 610	610	864	483	419	406-533	445	406
	OVERALL DIMENSIONS			SEAT DIMENSIONS			BACK DIMENSIONS																										
	W	D	H	W	D	H	W	H																									
	IN 24	24	34	19	16.5	16-21	17.5	16																									
MM 610	610	864	483	419	406-533	445	406																										
 <p><b>Armless Height Adjustable Task</b> Unit weight: 40 LB   18.2 KG Carton weight: 45 LB   20.41 KG Carton volume: 7 FT<sup>3</sup>   0.19 MT<sup>3</sup></p>	<p>List price</p> <p><b>MVL2796</b> 432 Luxhide bonded leather or fabric (previously MVL2796F)</p> <table border="1"> <thead> <tr> <th colspan="3">OVERALL DIMENSIONS</th> <th colspan="3">SEAT DIMENSIONS</th> <th colspan="2">BACK DIMENSIONS</th> </tr> <tr> <th>W</th> <th>D</th> <th>H</th> <th>W</th> <th>D</th> <th>H</th> <th>W</th> <th>H</th> </tr> </thead> <tbody> <tr> <td>IN 19</td> <td>24</td> <td>44</td> <td>19</td> <td>16.5</td> <td>23.5-33.5</td> <td>17.5</td> <td>16</td> </tr> <tr> <td>MM 483</td> <td>610</td> <td>1118</td> <td>483</td> <td>419</td> <td>597-851</td> <td>445</td> <td>406</td> </tr> </tbody> </table> <p>Ergonomic features: C, E, M, N</p> <p>RTA 2 courier 1 per carton CANADA GREENGUARD</p>	OVERALL DIMENSIONS			SEAT DIMENSIONS			BACK DIMENSIONS		W	D	H	W	D	H	W	H	IN 19	24	44	19	16.5	23.5-33.5	17.5	16	MM 483	610	1118	483	419	597-851	445	406
	OVERALL DIMENSIONS			SEAT DIMENSIONS			BACK DIMENSIONS																										
	W	D	H	W	D	H	W	H																									
	IN 19	24	44	19	16.5	23.5-33.5	17.5	16																									
MM 483	610	1118	483	419	597-851	445	406																										

DESCRIPTION

MODEL# / FEATURES



**Height Adjustable Task w/Arms**

Unit weight: 46 LB | 20.9 KG  
 Carton weight: 50 LB | 22.68 KG  
 Carton volume: 7 FT³ | 0.19 MT³

List price

**MVL2799** 519  
 Luxhide bonded leather  
 or fabric (previously MVL2799F)

	OVERALL DIMENSIONS			SEAT DIMENSIONS			BACK DIMENSIONS	
	W	D	H	W	D	H	W	H
IN	24	24	44	19	16.5	23.5-33.5	17.5	16
MM	610	610	1118	483	419	597-851	445	406

Ergonomic features:  
 C, E, H, M, N



1 per carton



List price

**MVL2784** 88



**Height Adjustable T-Arms - 1 pair**

Unit weight: 8 LB | 3.6 KG  
 Carton weight: 10 LB | 4.54 KG  
 Carton volume: 1.3 FT³ | 0.03 MT³

	OVERALL DIMENSIONS			SEAT DIMENSIONS			BACK DIMENSIONS	
	W	D	H	W	D	H	W	H
IN	3	10	12	-	-	-	-	-
MM	76	254	305	-	-	-	-	-



1 pair per carton (pricing is for the pair, specifications are for one arm)