

Seating

Actin.....	10
Altona	10
Amira	11
Annapolis	12
Archer II	13
Ashmont	14
Ashton.....	15
Avro	16
Beta	21
Bolt.....	22
Brighton.....	22
Caman.....	23
Carleton	24
Centro	25
Cobalt.....	26
Craft.....	27
Craft tables.....	29
Danio	31
Dash	32
Dori 2	32
Eor	33
Finch	34
Format.....	35
Full-Time.....	36
Gennex.....	37
Geo.....	38
Hardy	39
Ibex	40
Ionic benches.....	47
Java	48
Kaysee	49

Kazan	49
Kylie	50
Lite-Lift.....	51
Lumi	52
M-Task	53
Masi	54
Minto.....	55
MVL File Buddy	56
Overtime	57
Overtime 350	57
Overtime 350M.....	58
Overtime 350S.....	59
Pacer	60
Pacific	60
Part-Time	61
Petra	62
Plan	63
Safari.....	64
Six 13.....	64
Six 31.....	65
Soda	66
Soda tables.....	66
Sparrow.....	67
Stradic	68
Suburb.....	69
Tami	70
Toma.....	71
Ultra	72
Yoho	74
Zim	76

ERGONOMIC FEATURES & BENEFITS

EACH GLOBAL CHAIR IS BUILT WITH FEATURES THAT ARE ERGONOMICALLY DESIGNED TO PROMOTE GOOD POSTURE AND PROVIDE MAXIMUM COMFORT. WHILE FULLY SUPPORTING YOUR BODY, THESE FEATURES SHOULD ALSO ALLOW YOU TO ADJUST YOUR CHAIR TO FIT YOU.



TENSION ADJUSTMENT

Increase or decrease to match body weight. Allows you to rock comfortably, without heavy pushing, reducing muscle fatigue.



CHAIR TILT LOCK

Lock the tilt movement in position(s) to accommodate your working posture. Allows you to lock your chair in a comfortable and supportive position. (Can be either single position, multiple position or infinite position.)



SEAT HEIGHT

Raise or lower to allow your feet to rest flat on the floor. Avoids pressure under your thighs, easing blood flow.



BACK/LUMBAR HEIGHT ADJUSTMENT

Raise or lower to position lumbar support in your lumbar area. Reduces likelihood of back pain.



SEAT DEPTH

Change the depth of the seat to accommodate the length of your thighs. Keeps your back in contact with the backrest while avoiding pressure behind your knees. Can be sliding (MD) or manual.



SEAT ANGLE ADJUSTMENT

Allows chair to tilt forward changing the angle of your thighs in relation to the floor. Helps reduce disc pressure during forward leaning tasks.



BACK ANGLE ADJUSTMENT

Adjust to change the angle of your torso in relation to your thighs. Helps reduce disc pressure and relaxes your back muscles.



ARM HEIGHT

Raise or lower to support your forearms. Reduces muscular effort in neck and shoulders, minimizing risk of pain.



KNEE-TILT MOVEMENT

Chair tilts from a pivot point at the front of the seat, keeping your feet on the floor as you rock. Maintains stability.



SYNCHRO-TILT MOVEMENT

Backrest reclines at a faster rate than the seat, increasing the angle between your torso and thighs. Enhances comfort and encourages dynamic body movement.



WATERFALL SEAT EDGE

Reduces pressure at the back of your knees, contributing to good blood flow.



CONTOURED CUSHION

Supports the body effectively, allowing you to sit longer without discomfort.



VIBRATING SEAT & BACK

Soothing effect contributes to your relaxation during work breaks.



WIDTH ADJUSTABLE ARMS

Allows outward movement of armrests to match shoulder breadth. Ensures armrests properly support forearms, reducing muscular efforts in neck and shoulders.



ARM ROTATION

Rotate armcaps to support your forearms in various positions. Reduces muscular effort in neck and shoulders minimizing risk of pain.



CENTER TILT

Chair tilts from a pivot point under the center of the seat allowing you to rock. When your feet are well supported, blood flow is enhanced.



SOFT DESCENT PNEUMATIC LIFT

Gently and gradually lowering the seat helps you easily select proper seat height without causing a jerking motion.



LUMBAR DEPTH ADJUSTMENT

Increase or decrease curvature of the back to match the profile of your lower back. Enhances comfort and support in the lower lumbar area.

MAXIMIZING YOUR ERGONOMIC SEATING

- Always select a chair that is designed for the type of work you perform and make certain the chair is comfortable for the length of time spent using it.
- Ensure that the seat and back cushions are contoured to fit your body, which will help eliminate pressure points.
- An ergonomically designed chair should allow changing positions easily.
- As you work, reposition yourself throughout the day to reduce strain and stress on specific muscle groups. If you change job functions, adjust your chair to fit the new task.
- Proper ergonomic seating should help eliminate many of the work related injuries that result from poor posture and poorly designed chairs.

TASK



ADJUSTMENTS

- (2) Pneumatic seat height
- (8) Manual seat depth
- Back/lumbar height **
- Swivel

POSTURE TASK



ADJUSTMENTS

- (2) Pneumatic seat height
- (3) Back angle
- (6) Back/lumbar height **
- Seat depth *
- Swivel

NOTES

- * Select models only.
- ** Ratchet back height adjustment on select models.
- Mechanisms shown are generic depictions and may differ from one chair to another.

TILTER



ADJUSTMENTS

- (1) Tilt tension
- (2) Pneumatic seat height
- (9) Multiple position tilt lock *
- Center tilt action
- Swivel

MULTI-TILTER



ADJUSTMENTS

- (1) Tilt tension
- (2) Pneumatic seat height
- (3) Back angle adjustment
- (4) Seat angle
- (8) Sliding seat depth adjustment (MD)
- (9) Infinite position tilt lock
- Back/lumbar height **
- Center tilt action
- Swivel

SYNCHRO-TILTER



ADJUSTMENTS

- (1) Tilt tension
- (2) Pneumatic seat height
- (9) Multiple position tilt lock/synchro tilt action
- Anti kick back
- Back/lumbar height **
- Swivel

OPERATOR



ADJUSTMENTS

- (2) Pneumatic seat height
- (3) Back angle *(free float/lock)
- (4) Seat angle *(free float/lock)
- Back/lumbar height **
- With single lever operator mechanism, seat and back angle are controlled using lever 4 *
- Swivel

ACTIN



model OTG11950B

STANDARD FEATURES

- Value priced multi-tilter.
- Fully upholstered seat and back.
- Standard with height adjustable arms.
- Dual wheel carpet casters (C65) are standard.
- Upholstered in Black, Quilt (QL10) only.
- Compliant with the emissions guidelines set by the GREENGUARD Environmental Institute.
- Limited Lifetime Warranty (2-year exceptions apply - see page 134).
- Weight capacity for this series is 300 lbs.

CHAIR ADJUSTMENTS

- Multi-tilter mechanism with infinite position tilt lock.
- Tilt tension adjustment.
- Independent back and seat angle adjustment.
- Seat depth adjustment.
- Ratchet back height adjustment.
- Pneumatic seat height adjustment.

OPTIONAL FEATURES

- Hard surface flooring casters (**C65R**) can be purchased separately. Add \$96/set.

DESCRIPTION

MODEL# / FEATURES



Medium Back Multi-Tilter



Unit weight: 53 LB | 24.04 KG
Carton weight: 53 LB | 24.04 KG
Carton volume: 7.5 FT³ | 0.21 MT³

Ergonomic features:
A, B, C, D, E, G, H, M, N, S

List price

OTG11950B
Black Quilt fabric

567

OVERALL DIMENSIONS				SEAT DIMENSIONS			BACK DIMENSIONS	
	W	D	H	W	D	H	W	H
IN	26.5	23.5	39	20.5	17	17.5-21.5	19	19.5
MM	673	597	991	521	432	445-546	483	495
<div><div>RTA 8</div><div> 1 per carton</div></div>				<div></div>				

AMIRA



model OTG13020

STANDARD FEATURES

- Mesh back and upholstered seat tilter chair.
- Soft sculpted frame design.
- Fixed loop arms.
- Black base with dual wheel carpet casters (C65) is standard.
- Seat can be upholstered in Black polyester with Black mesh back (**BLK**) or in Blue polyester with Blue/Grey mesh back (**BLU**).
- Compliant with the emissions guidelines set by the GREENGUARD Environmental Institute.
- Limited Lifetime Warranty (2-year exceptions apply - see page 134).
- Weight capacity for this series is 300 lbs.

CHAIR ADJUSTMENTS

- Center tilt with upright position tilt lock.
- Tilt tension adjustment.
- Pneumatic seat height adjustment.

OPTIONAL FEATURES

- Hard surface flooring casters (**C65R**) can be purchased separately. Add \$96/set.

DESCRIPTION

MODEL# / FEATURES





Medium Mesh Back Tilter
Unit weight: 26 LB | 11.8 KG
Carton weight: 31 LB | 14.06 KG
Carton volume: 4.6 FT³ | 0.13 MT³

Ergonomic features:
A, B, C, M, N, S

List price

OTG13020

425

OVERALL DIMENSIONS				SEAT DIMENSIONS			BACK DIMENSIONS	
	W	D	H	W	D	H	W	H
IN	23.5	25	40.5	20.5	18	17-21	18.5	21
MM	597	635	1029	521	457	432-533	470	533
<div><div>RTA 8</div><div> 1 per carton</div></div>				<div><div></div></div>				

ANNAPOLIS



model MVL2732

STANDARD FEATURES

- Simple function, great price.
- Canadian made.
- Durable nylon arms are standard.
- Dual wheel carpet casters (C65) are standard.
- MVL2732 and MVL2732-9 seating surfaces can be upholstered in Luxhide bonded leather, in various colours (see page 130).
- MVL2733 and MVL2733-9 can be upholstered in all Global grade 1 seating textiles (see page 130).
- Compliant with the emissions guidelines set by the GREENGUARD Environmental Institute.
- Limited Lifetime Warranty (5-year exceptions apply - see page 134).
- Weight capacity for this series is 300 lbs.

CHAIR ADJUSTMENTS

- Tilter mechanism with upright tilt lock.
- Tilt tension adjustment.
- Pneumatic seat height adjustment.

OPTIONAL FEATURES

- For hard surface flooring casters, please specify (C65R). Add \$21/set.

DESCRIPTION

MODEL# / FEATURES



High Back Tilter - Assembled

Unit weight: 36 LB | 16.4 KG
Carton weight: 40 LB | 18.14 KG
Carton volume: 11.75 FT³ | 0.33 MT³

MVL2732
Luxhide bonded leather

Ergonomic features:
A, B, C, M, N, S

List price

372

OVERALL DIMENSIONS

IN 25.5 28 43
MM 648 711 1092

SEAT DIMENSIONS

W D H
20.5 19.5 16-20
521 495 406-508

BACK DIMENSIONS

W H
20.5 24
521 610



1 per carton



High Back Tilter - Condensed Packaging

Unit weight: 36 LB | 16.4 KG
Carton weight: 40 LB | 18.14 KG
Carton volume: 6 FT³ | 0.16 MT³

MVL2732-9
Luxhide bonded leather

Ergonomic features:
A, B, C, M, N, S

List price

372

OVERALL DIMENSIONS

IN 25.5 28 43
MM 648 711 1092

SEAT DIMENSIONS

W D H
20.5 19.5 16-20
521 495 406-508

BACK DIMENSIONS

W H
20.5 24
521 610



1 per carton



High Back Tilter - Assembled

Unit weight: 36 LB | 16.4 KG
Carton weight: 40 LB | 18.14 KG
Carton volume: 11.75 FT³ | 0.33 MT³

MVL2733
Fabric

Ergonomic features:
A, B, C, M, N, S

List price

372

OVERALL DIMENSIONS

IN 25.5 28 43
MM 648 711 1092

SEAT DIMENSIONS

W D H
20.5 19.5 16-20
521 495 406-508

BACK DIMENSIONS

W H
20.5 24
521 610



1 per carton



High Back Tilter - Condensed Packaging

Unit weight: 36 LB | 16.4 KG
Carton weight: 40 LB | 18.14 KG
Carton volume: 6 FT³ | 0.16 MT³

MVL2733-9
Fabric

Ergonomic features:
A, B, C, M, N, S

List price

372

OVERALL DIMENSIONS

IN 25.5 28 43
MM 648 711 1092

SEAT DIMENSIONS

W D H
20.5 19.5 16-20
521 495 406-508

BACK DIMENSIONS

W H
20.5 24
521 610



1 per carton



ARCHER II



model MVL1896

STANDARD FEATURES

- Canadian made high back chairs.
- Upholstered seat and knit mesh back with a pinstripe design.
- Standard with height and width adjustable T-arms with sliding, rotating and lockable armcaps.
- Mesh back can be upholstered in Coal Black (VU19), Quarry Grey (VU15), Red Mittens (VU70) and Tidal Wave (VU16).
- Seating surface can be upholstered in Luxhide bonded leather, in various colours or in all Global grade 1 seating textiles (see page 130).
- Dual wheel carpet casters (C1) are standard.
- Compliant with the emissions guidelines set by the GREENGUARD Environmental Institute.
- Limited Lifetime Warranty (5-year exceptions apply - see page 134).
- Weight capacity for this series is 300 lbs.

CHAIR ADJUSTMENTS









- **Multi-tilter chair - MVL1895**
 - Infinite position tilt lock.
 - Tilt tension adjustment.
 - Infinite position back and seat angle adjustments, including forward tilt.
 - Ratchet back height adjustment.
 - Seat depth adjustment.
 - Pneumatic seat height adjustment.
- **Synchro-tilter chair - MVL1896**
 - Synchro tilt with upright position tilt lock.
 - Tilt tension adjustment.
 - Pneumatic seat height adjustment.

OPTIONAL FEATURES

- For hard surface flooring casters, please specify (C9R). Add \$21/set.

ALTERNATE TEXTILE OPTIONS

- Graded-in textiles are available (seat only). No minimum quantities. Contact Customer Service for pricing.

DESCRIPTION	MODEL# / FEATURES																																	
	List price																																	
	MVL1895 Luxhide bonded leather or fabric	844																																
	<table><tr><th colspan="3">OVERALL DIMENSIONS</th><th colspan="3">SEAT DIMENSIONS</th><th colspan="2">BACK DIMENSIONS</th></tr><tr><th>W</th><th>D</th><th>H</th><th>W</th><th>D</th><th>H</th><th>W</th><th>H</th></tr><tr><td>IN 27</td><td>22.5</td><td>42</td><td>20.5</td><td>18.5-21</td><td>18-22</td><td>19.5</td><td>21-23.5</td></tr><tr><td>MM 686</td><td>572</td><td>1067</td><td>521</td><td>470-533</td><td>457-559</td><td>495</td><td>533-597</td></tr></table>		OVERALL DIMENSIONS			SEAT DIMENSIONS			BACK DIMENSIONS		W	D	H	W	D	H	W	H	IN 27	22.5	42	20.5	18.5-21	18-22	19.5	21-23.5	MM 686	572	1067	521	470-533	457-559	495	533-597
	OVERALL DIMENSIONS			SEAT DIMENSIONS			BACK DIMENSIONS																											
	W	D	H	W	D	H	W	H																										
IN 27	22.5	42	20.5	18.5-21	18-22	19.5	21-23.5																											
MM 686	572	1067	521	470-533	457-559	495	533-597																											
Ergonomic features: A, B, C, D, E, F, G, H, M, N, Q, R, S																																		
<div>RTA 2</div> <div> 1 per carton</div> <div></div> <div></div>																																		
	List price																																	
	MVL1896 Luxhide bonded leather or fabric	739																																
	<table><tr><th colspan="3">OVERALL DIMENSIONS</th><th colspan="3">SEAT DIMENSIONS</th><th colspan="2">BACK DIMENSIONS</th></tr><tr><th>W</th><th>D</th><th>H</th><th>W</th><th>D</th><th>H</th><th>W</th><th>H</th></tr><tr><td>IN 27</td><td>22.5</td><td>41.5</td><td>20.5</td><td>17</td><td>17-21</td><td>19.5</td><td>22-23.5</td></tr><tr><td>MM 686</td><td>572</td><td>1054</td><td>521</td><td>432</td><td>432-533</td><td>495</td><td>559-597</td></tr></table>		OVERALL DIMENSIONS			SEAT DIMENSIONS			BACK DIMENSIONS		W	D	H	W	D	H	W	H	IN 27	22.5	41.5	20.5	17	17-21	19.5	22-23.5	MM 686	572	1054	521	432	432-533	495	559-597
	OVERALL DIMENSIONS			SEAT DIMENSIONS			BACK DIMENSIONS																											
	W	D	H	W	D	H	W	H																										
IN 27	22.5	41.5	20.5	17	17-21	19.5	22-23.5																											
MM 686	572	1054	521	432	432-533	495	559-597																											
Ergonomic features: A, B, C, H, L, M, N, Q, R																																		
<div>RTA 2</div> <div> 1 per carton</div> <div></div> <div></div>																																		

ASHMONT















model MVL2780



model MVL2782

- STANDARD FEATURES
- Canadian made.
 - Soft deep cushions on seat and back offer plush comfort.
 - Management chairs: Height adjustable T-arms with durable self-skinned urethane (SSU) armcaps.
 - Guest chairs: Upholstered armcaps, oval steel tube frame and sled base.
 - Dual wheel carpet casters (C65) are standard (except guest chairs).
 - Seating surfaces can be upholstered in Luxhide bonded leather, in various colours or in all Global grade 1 seating textiles (see page 130).
 - Compliant with the emissions guidelines set by the GREENGUARD Environmental Institute.
 - Limited Lifetime Warranty (5-year exceptions apply - see page 134).
 - Weight capacity for this series is 300 lbs.
- MANAGEMENT CHAIR ADJUSTMENTS
- Center tilt with upright position tilt lock.
 - Tilt tension adjustment.
 - Pneumatic seat height adjustment.
- OPTIONAL FEATURES
- For hard surface flooring casters, please specify (C65R). Add \$21/set.

DESCRIPTION	MODEL# / FEATURES																																			
	List price																																			
	MVL2780	761																																		
	Luxhide bonded leather or fabric (previously MVL2780F)																																			
	<table><tr><th colspan="3">OVERALL DIMENSIONS</th><th colspan="3">SEAT DIMENSIONS</th><th colspan="2">BACK DIMENSIONS</th></tr><tr><th></th><th>W</th><th>D</th><th>H</th><th>W</th><th>D</th><th>H</th><th>W</th><th>H</th></tr><tr><td>IN</td><td>27</td><td>28</td><td>42</td><td>21</td><td>18</td><td>16-21</td><td>21</td><td>25</td></tr><tr><td>MM</td><td>686</td><td>711</td><td>1067</td><td>533</td><td>457</td><td>406-533</td><td>533</td><td>635</td></tr></table>		OVERALL DIMENSIONS			SEAT DIMENSIONS			BACK DIMENSIONS			W	D	H	W	D	H	W	H	IN	27	28	42	21	18	16-21	21	25	MM	686	711	1067	533	457	406-533	533
OVERALL DIMENSIONS			SEAT DIMENSIONS			BACK DIMENSIONS																														
	W	D	H	W	D	H	W	H																												
IN	27	28	42	21	18	16-21	21	25																												
MM	686	711	1067	533	457	406-533	533	635																												
HB Management Tilter w/Height Adjustable Arms Unit weight: 50 LB 22.7 KG Carton weight: 55 LB 24.95 KG Carton volume: 10.5 FT³ 0.29 MT³	Ergonomic features: A, B, C, H, M, N, S	<div>RTA 8</div> <div> 1 per carton</div> <div> </div>																																		
	List price																																			
	MVL2781	721																																		
	Luxhide bonded leather or fabric (previously MVL2781F)																																			
	<table><tr><th colspan="3">OVERALL DIMENSIONS</th><th colspan="3">SEAT DIMENSIONS</th><th colspan="2">BACK DIMENSIONS</th></tr><tr><th></th><th>W</th><th>D</th><th>H</th><th>W</th><th>D</th><th>H</th><th>W</th><th>H</th></tr><tr><td>IN</td><td>27</td><td>28</td><td>39</td><td>21</td><td>18</td><td>16-21</td><td>21</td><td>22</td></tr><tr><td>MM</td><td>686</td><td>711</td><td>991</td><td>533</td><td>457</td><td>406-533</td><td>533</td><td>559</td></tr></table>		OVERALL DIMENSIONS			SEAT DIMENSIONS			BACK DIMENSIONS			W	D	H	W	D	H	W	H	IN	27	28	39	21	18	16-21	21	22	MM	686	711	991	533	457	406-533	533
OVERALL DIMENSIONS			SEAT DIMENSIONS			BACK DIMENSIONS																														
	W	D	H	W	D	H	W	H																												
IN	27	28	39	21	18	16-21	21	22																												
MM	686	711	991	533	457	406-533	533	559																												
MB Management Tilter w/Height Adjustable Arms Unit weight: 47 LB 21.4 KG Carton weight: 52 LB 23.59 KG Carton volume: 10.5 FT³ 0.29 MT³	Ergonomic features: A, B, C, H, M, N, S	<div>RTA 8</div> <div> 1 per carton</div> <div> </div>																																		
	List price																																			
	MVL2782	542																																		
	Luxhide bonded leather or fabric (previously MVL2782F)																																			
	<table><tr><th colspan="3">OVERALL DIMENSIONS</th><th colspan="3">SEAT DIMENSIONS</th><th colspan="2">BACK DIMENSIONS</th></tr><tr><th></th><th>W</th><th>D</th><th>H</th><th>W</th><th>D</th><th>H</th><th>W</th><th>H</th></tr><tr><td>IN</td><td>24.5</td><td>25.5</td><td>36.5</td><td>21</td><td>18</td><td>17</td><td>21</td><td>18</td></tr><tr><td>MM</td><td>622</td><td>648</td><td>927</td><td>533</td><td>457</td><td>432</td><td>533</td><td>457</td></tr></table>		OVERALL DIMENSIONS			SEAT DIMENSIONS			BACK DIMENSIONS			W	D	H	W	D	H	W	H	IN	24.5	25.5	36.5	21	18	17	21	18	MM	622	648	927	533	457	432	533
OVERALL DIMENSIONS			SEAT DIMENSIONS			BACK DIMENSIONS																														
	W	D	H	W	D	H	W	H																												
IN	24.5	25.5	36.5	21	18	17	21	18																												
MM	622	648	927	533	457	432	533	457																												
MB Guest Chair - Sled Base Unit weight: 33 LB 15 KG Carton weight: 38 LB 17.24 KG Carton volume: 8.5 FT³ 0.24 MT³	Ergonomic features: M, N	<div>RTA 8</div> <div> 1 per carton</div> <div> </div>																																		

A black office chair with a high back, armrests, and a five-star base with casters. The chair is shown from a side profile, facing right. It has a black upholstered seat and backrest, silver-colored armrests, and a silver-colored five-star base with black casters. A small black lever is visible under the seat for height adjustment.

A simple line drawing of an office chair. It has a high back with horizontal padding, armrests, a seat with horizontal padding, and a five-point base with casters. The chair is shown from a side-on perspective.

AVRO



model MVL3101



model MVL3123



model MVL3114



model MVL3107

STANDARD FEATURES

- Avro features improved ergonomics, custom support and a streamlined profile – the perfect balance between functionality and style.
- Ergonomic seating, Canadian made.
- Available with five different mechanism options: synchro-tilter, multi-tilter, tilter, task and weight sensing synchro-tilter. Height adjustable chairs available with task mechanism only.
- Standard with height adjustable arms with durable self-skinned urethane (SSU) armcaps (except armless models).
- Dual wheel carpet casters (C1) are standard on all models.
- Mesh back and mesh seat models can only be upholstered in Black mesh (MS69).
- Mesh back and upholstered seat models: Mesh back is available in Black (MS69), Natural (MS74) and Stone (MS71).
- Seats can be upholstered in Luxhide bonded leather (various colours) or in all Global grade 1 seating textiles (see page 130).
- Compliant with the emissions guidelines set by the GREENGUARD Environmental Institute.
- Limited Lifetime Warranty (5-year exceptions apply - see page 134).
- Weight capacity for this series is 300 lbs.

OPTIONAL FEATURES

- For hard surface flooring casters, please specify **(C9R)**. Add \$21/set.
- For optional polished aluminum base, please specify **(ALU)**. Add \$131.
- For optional height and width adjustable T-arms with sliding, articulating armcaps, please specify **(G1)**. Add \$72.

ALTERNATE TEXTILE OPTIONS

- Graded-in textiles are available. No minimum quantities. Contact Customer Service for pricing.

CHAIR ADJUSTMENTS

- **Synchro-tilter chairs**
 - Synchro tilt with multi position tilt lock.
 - Tilt tension adjustment.
 - Height and depth adjustable lumbar support.
 - Pneumatic seat height adjustment.
- **Multi-tilter chairs**
 - Infinite position tilt lock.
 - Tilt tension adjustment.
 - Independent back and seat angle adjustment.
 - Side activated sliding seat depth adjustment.
 - Height and depth adjustable lumbar support.
 - Pneumatic seat height adjustment.
- **Tilter chairs**
 - Center tilt with upright position tilt lock.
 - Tilt tension adjustment.
 - Height and depth adjustable lumbar support.
 - Pneumatic seat height adjustment.
- **Task chairs**
 - Manual bolt seat depth adjustment.
 - Height and depth adjustable lumbar support.
 - Pneumatic seat height adjustment.
- **Weight sensing synchro-tilter chairs**
 - Synchro tilt with multi position tilt lock.
 - Automatic tilt tension adjustment.
 - Side activated sliding seat depth adjustment.
 - Height and depth adjustable lumbar support.
 - Pneumatic seat height adjustment.
- **Height adjustable chairs**
 - Task mechanism.
 - Height and depth adjustable lumbar support.
 - Pneumatic seat height adjustment.
 - Height adjustable Chrome footrest.

DESCRIPTION

MODEL# / FEATURES

**Synchro-Tilter, Mesh Back and Uph Seat**

Unit weight: 42 LB | 19.1 KG
 Carton weight: 51 LB | 23.13 KG
 Carton volume: 10.5 FT³ | 0.29 MT³

List price

MVL3101 872
 Luxhide bonded leather
 or fabric (previously MVL3101F)

Ergonomic features:
 A, B, C, D, H, L, M, N, V

OVERALL DIMENSIONS

	W	D	H
IN	26	27	38.5
MM	660	686	978

SEAT DIMENSIONS

	W	D	H
	20	18.5	16.5-21.5
	508	470	419-546

BACK DIMENSIONS

	W	H
	19.5	20
	495	508

RTA 2 courier 1 per carton

**Multi-Tilter, Mesh Back and Uph Seat**

Unit weight: 47 LB | 21.4 KG
 Carton weight: 56 LB | 25.4 KG
 Carton volume: 10.5 FT³ | 0.29 MT³

List price

MVL3103 941
 Luxhide bonded leather
 or fabric (previously MVL3103F)

Ergonomic features:
 A, B, C, D, E, F, G, H, M, N, S, V

OVERALL DIMENSIONS

	W	D	H
IN	26	27	39.5
MM	660	686	1003

SEAT DIMENSIONS






	W	D	H
	20	17.5-20.5	17.5-22.5
	508	445-521	445-572





















BACK DIMENSIONS





















	W	H
	19.5	20
	495	508









RTA 2 courier 1 per carton



DESCRIPTION		MODEL# / FEATURES	
	List price		
	MVL3104		
	Luxhide bonded leather or fabric (previously MVL3104F)		
Tilter, Mesh Back and Uph Seat			
Unit weight: 36 LB 16.4 KG			
Carton weight: 45 LB 20.41 KG			
Carton volume: 10.5 FT³ 0.29 MT³			
Ergonomic features:			
A, B, C, D, H, M, N, S, V			
RTA 2			
courier			
1 per carton			
CANADA			
CERTIFIED			
	List price		
	MVL3106		
	Luxhide bonded leather or fabric (previously MVL3106F)		
Task, Mesh Back and Uph Seat			
Unit weight: 31 LB 14.1 KG			
Carton weight: 40 LB 18.14 KG			
Carton volume: 10.5 FT³ 0.29 MT³			
Ergonomic features:			
C, D, E, H, M, N, V			
RTA 2			
courier			
1 per carton			
CANADA			
CERTIFIED			
	List price		
	MVL3107		
	Luxhide bonded leather or fabric (previously MVL3107F)		
Armless Height Adjustable Chair, Mesh Back and Uph Seat			
Unit weight: 30 LB 13.6 KG			
Carton weight: 39 LB 17.69 KG			
Carton volume: 10.5 FT³ 0.29 MT³			
Ergonomic features:			
C, D, M, N, V			
RTA 2			
courier			
1 per carton			
CANADA			
CERTIFIED			
	List price		
	MVL3108		
	Luxhide bonded leather or fabric (previously MVL3108F)		
Weight Sensing Synchro-Tilter, Mesh Back and Uph Seat			
Unit weight: 42 LB 19.1 KG			
Carton weight: 51 LB 23.13 KG			
Carton volume: 10.5 FT³ 0.29 MT³			
Ergonomic features:			
A, B, C, D, E, H, L, M, N, V			
RTA 2			
courier			
1 per carton			
CANADA			
CERTIFIED			
	List price		
	MVL3109		
	Luxhide bonded leather or fabric (previously MVL3109F)		
Height Adjustable Chair w/Arms, Mesh Back and Uph Seat			
Unit weight: 36 LB 16.4 KG			
Carton weight: 45 LB 20.41 KG			
Carton volume: 10.5 FT³ 0.29 MT³			
Ergonomic features:			
C, D, H, M, N, V			
RTA 2			
courier			
1 per carton			
CANADA			
CERTIFIED			

DESCRIPTION		MODEL# / FEATURES																															
	List price																																
	MVL3111	972																															
	Luxhide bonded leather or fabric (previously MVL3111F)																																
	<table><tr><th colspan="3">OVERALL DIMENSIONS</th><th colspan="3">SEAT DIMENSIONS</th><th colspan="2">BACK DIMENSIONS</th></tr><tr><th>W</th><th>D</th><th>H</th><th>W</th><th>D</th><th>H</th><th>W</th><th>H</th></tr><tr><td>IN 26</td><td>27</td><td>38.5</td><td>20</td><td>18.5</td><td>16.5-21.5</td><td>19.5</td><td>20</td></tr><tr><td>MM 660</td><td>686</td><td>978</td><td>508</td><td>470</td><td>419-546</td><td>495</td><td>508</td></tr></table>		OVERALL DIMENSIONS			SEAT DIMENSIONS			BACK DIMENSIONS		W	D	H	W	D	H	W	H	IN 26	27	38.5	20	18.5	16.5-21.5	19.5	20	MM 660	686	978	508	470	419-546	495
OVERALL DIMENSIONS			SEAT DIMENSIONS			BACK DIMENSIONS																											
W	D	H	W	D	H	W	H																										
IN 26	27	38.5	20	18.5	16.5-21.5	19.5	20																										
MM 660	686	978	508	470	419-546	495	508																										
Synchro-Tilter, Uph Back and Seat Unit weight: 43 LB 19.5 KG Carton weight: 52 LB 23.59 KG Carton volume: 10.5 FT³ 0.29 MT³	Ergonomic features: A, B, C, D, H, L, M, N, V <div><div>RTA 2</div><div>1 per carton</div><div></div></div>																																
	List price																																
	MVL3113	1042																															
	Luxhide bonded leather or fabric (previously MVL3113F)																																
	<table><tr><th colspan="3">OVERALL DIMENSIONS</th><th colspan="3">SEAT DIMENSIONS</th><th colspan="2">BACK DIMENSIONS</th></tr><tr><th>W</th><th>D</th><th>H</th><th>W</th><th>D</th><th>H</th><th>W</th><th>H</th></tr><tr><td>IN 26</td><td>27</td><td>39.5</td><td>20</td><td>17.5-20.5</td><td>17.5-22.5</td><td>19.5</td><td>20</td></tr><tr><td>MM 660</td><td>686</td><td>1003</td><td>508</td><td>445-521</td><td>445-572</td><td>495</td><td>508</td></tr></table>		OVERALL DIMENSIONS			SEAT DIMENSIONS			BACK DIMENSIONS		W	D	H	W	D	H	W	H	IN 26	27	39.5	20	17.5-20.5	17.5-22.5	19.5	20	MM 660	686	1003	508	445-521	445-572	495
OVERALL DIMENSIONS			SEAT DIMENSIONS			BACK DIMENSIONS																											
W	D	H	W	D	H	W	H																										
IN 26	27	39.5	20	17.5-20.5	17.5-22.5	19.5	20																										
MM 660	686	1003	508	445-521	445-572	495	508																										
Multi-Tilter, Uph Back and Seat Unit weight: 48 LB 21.8 KG Carton weight: 57 LB 25.85 KG Carton volume: 10.5 FT³ 0.29 MT³	Ergonomic features: A, B, C, D, E, F, G, H, M, N, S, V <div><div>RTA 2</div><div>1 per carton</div><div></div></div>																																
	List price																																
	MVL3114	941																															
	Luxhide bonded leather or fabric (previously MVL3114F)																																
	<table><tr><th colspan="3">OVERALL DIMENSIONS</th><th colspan="3">SEAT DIMENSIONS</th><th colspan="2">BACK DIMENSIONS</th></tr><tr><th>W</th><th>D</th><th>H</th><th>W</th><th>D</th><th>H</th><th>W</th><th>H</th></tr><tr><td>IN 26</td><td>27</td><td>38</td><td>20</td><td>18.5</td><td>16-21</td><td>19.5</td><td>20</td></tr><tr><td>MM 660</td><td>686</td><td>965</td><td>508</td><td>470</td><td>406-533</td><td>495</td><td>508</td></tr></table>		OVERALL DIMENSIONS			SEAT DIMENSIONS			BACK DIMENSIONS		W	D	H	W	D	H	W	H	IN 26	27	38	20	18.5	16-21	19.5	20	MM 660	686	965	508	470	406-533	495
OVERALL DIMENSIONS			SEAT DIMENSIONS			BACK DIMENSIONS																											
W	D	H	W	D	H	W	H																										
IN 26	27	38	20	18.5	16-21	19.5	20																										
MM 660	686	965	508	470	406-533	495	508																										
Tilter, Uph Back and Seat Unit weight: 37 LB 16.8 KG Carton weight: 46 LB 20.87 KG Carton volume: 10.5 FT³ 0.29 MT³	Ergonomic features: A, B, C, D, H, M, N, S, V <div><div>RTA 2</div><div>1 per carton</div><div></div></div>																																
	List price																																
	MVL3116	878																															
	Luxhide bonded leather or fabric (previously MVL3116F)																																
	<table><tr><th colspan="3">OVERALL DIMENSIONS</th><th colspan="3">SEAT DIMENSIONS</th><th colspan="2">BACK DIMENSIONS</th></tr><tr><th>W</th><th>D</th><th>H</th><th>W</th><th>D</th><th>H</th><th>W</th><th>H</th></tr><tr><td>IN 26</td><td>27</td><td>38</td><td>20</td><td>18.5</td><td>16-21</td><td>19.5</td><td>20</td></tr><tr><td>MM 660</td><td>686</td><td>965</td><td>508</td><td>470</td><td>406-533</td><td>495</td><td>508</td></tr></table>		OVERALL DIMENSIONS			SEAT DIMENSIONS			BACK DIMENSIONS		W	D	H	W	D	H	W	H	IN 26	27	38	20	18.5	16-21	19.5	20	MM 660	686	965	508	470	406-533	495
OVERALL DIMENSIONS			SEAT DIMENSIONS			BACK DIMENSIONS																											
W	D	H	W	D	H	W	H																										
IN 26	27	38	20	18.5	16-21	19.5	20																										
MM 660	686	965	508	470	406-533	495	508																										
Task, Uph Back and Seat Unit weight: 32 LB 14.5 KG Carton weight: 41 LB 18.6 KG Carton volume: 10.5 FT³ 0.29 MT³	Ergonomic features: C, D, E, H, M, N, V <div><div>RTA 2</div><div>1 per carton</div><div></div></div>																																
	List price																																
	MVL3117	1009																															
	Luxhide bonded leather or fabric (previously MVL3117F)																																
	<table><tr><th colspan="3">OVERALL DIMENSIONS</th><th colspan="3">SEAT DIMENSIONS</th><th colspan="2">BACK DIMENSIONS</th></tr><tr><th>W</th><th>D</th><th>H</th><th>W</th><th>D</th><th>H</th><th>W</th><th>H</th></tr><tr><td>IN 20</td><td>27</td><td>48</td><td>20</td><td>18.5</td><td>23-33</td><td>19.5</td><td>20</td></tr><tr><td>MM 508</td><td>686</td><td>1219</td><td>508</td><td>470</td><td>584-838</td><td>495</td><td>508</td></tr></table>		OVERALL DIMENSIONS			SEAT DIMENSIONS			BACK DIMENSIONS		W	D	H	W	D	H	W	H	IN 20	27	48	20	18.5	23-33	19.5	20	MM 508	686	1219	508	470	584-838	495
OVERALL DIMENSIONS			SEAT DIMENSIONS			BACK DIMENSIONS																											
W	D	H	W	D	H	W	H																										
IN 20	27	48	20	18.5	23-33	19.5	20																										
MM 508	686	1219	508	470	584-838	495	508																										
Armless Height Adjustable Chair, Uph Back and Seat Unit weight: 31 LB 14.1 KG Carton weight: 40 LB 18.14 KG Carton volume: 10.5 FT³ 0.29 MT³	Ergonomic features: C, D, M, N, V <div><div>RTA 2</div><div>1 per carton</div><div></div></div>																																

DESCRIPTION		MODEL# / FEATURES																															
	List price																																
	MVL3118	1128																															
	Luxhide bonded leather or fabric (previously MVL3118F)																																
	<table><tr><th colspan="3">OVERALL DIMENSIONS</th><th colspan="3">SEAT DIMENSIONS</th><th colspan="2">BACK DIMENSIONS</th></tr><tr><th>W</th><th>D</th><th>H</th><th>W</th><th>D</th><th>H</th><th>W</th><th>H</th></tr><tr><td>IN 26</td><td>27</td><td>39</td><td>20</td><td>17.5-20.5</td><td>16.5-21.5</td><td>19.5</td><td>20</td></tr><tr><td>MM 660</td><td>686</td><td>991</td><td>508</td><td>445-521</td><td>419-546</td><td>495</td><td>508</td></tr></table>		OVERALL DIMENSIONS			SEAT DIMENSIONS			BACK DIMENSIONS		W	D	H	W	D	H	W	H	IN 26	27	39	20	17.5-20.5	16.5-21.5	19.5	20	MM 660	686	991	508	445-521	419-546	495
OVERALL DIMENSIONS			SEAT DIMENSIONS			BACK DIMENSIONS																											
W	D	H	W	D	H	W	H																										
IN 26	27	39	20	17.5-20.5	16.5-21.5	19.5	20																										
MM 660	686	991	508	445-521	419-546	495	508																										
<p>Weight Sensing Synchro-Tilter, Uph Back and Seat Unit weight: 43 LB 19.5 KG Carton weight: 52 LB 23.59 KG Carton volume: 10.5 FT³ 0.29 MT³</p> <p>Ergonomic features: A, B, C, D, E, H, L, M, N, V</p> <div><div>RTA 2</div><div> 1 per carton</div><div></div><div></div></div>																																	
	List price																																
	MVL3119	1097																															
	Luxhide bonded leather or fabric (previously MVL3119F)																																
	<table><tr><th colspan="3">OVERALL DIMENSIONS</th><th colspan="3">SEAT DIMENSIONS</th><th colspan="2">BACK DIMENSIONS</th></tr><tr><th>W</th><th>D</th><th>H</th><th>W</th><th>D</th><th>H</th><th>W</th><th>H</th></tr><tr><td>IN 26</td><td>27</td><td>48</td><td>20</td><td>18.5</td><td>23-33</td><td>19.5</td><td>20</td></tr><tr><td>MM 660</td><td>686</td><td>1219</td><td>508</td><td>470</td><td>584-838</td><td>495</td><td>508</td></tr></table>		OVERALL DIMENSIONS			SEAT DIMENSIONS			BACK DIMENSIONS		W	D	H	W	D	H	W	H	IN 26	27	48	20	18.5	23-33	19.5	20	MM 660	686	1219	508	470	584-838	495
OVERALL DIMENSIONS			SEAT DIMENSIONS			BACK DIMENSIONS																											
W	D	H	W	D	H	W	H																										
IN 26	27	48	20	18.5	23-33	19.5	20																										
MM 660	686	1219	508	470	584-838	495	508																										
<p>Height Adjustable Chair w/Arms, Uph Back and Seat Unit weight: 37 LB 16.8 KG Carton weight: 46 LB 20.87 KG Carton volume: 10.5 FT³ 0.29 MT³</p> <p>Ergonomic features: C, D, H, M, N, V</p> <div><div>RTA 2</div><div> 1 per carton</div><div></div><div></div></div>																																	
	List price																																
	MVL3121	1008																															
	Black mesh																																
	<table><tr><th colspan="3">OVERALL DIMENSIONS</th><th colspan="3">SEAT DIMENSIONS</th><th colspan="2">BACK DIMENSIONS</th></tr><tr><th>W</th><th>D</th><th>H</th><th>W</th><th>D</th><th>H</th><th>W</th><th>H</th></tr><tr><td>IN 26</td><td>27</td><td>38.5</td><td>20</td><td>18.5</td><td>16.5-21.5</td><td>19.5</td><td>20</td></tr><tr><td>MM 660</td><td>686</td><td>978</td><td>508</td><td>470</td><td>419-546</td><td>495</td><td>508</td></tr></table>		OVERALL DIMENSIONS			SEAT DIMENSIONS			BACK DIMENSIONS		W	D	H	W	D	H	W	H	IN 26	27	38.5	20	18.5	16.5-21.5	19.5	20	MM 660	686	978	508	470	419-546	495
OVERALL DIMENSIONS			SEAT DIMENSIONS			BACK DIMENSIONS																											
W	D	H	W	D	H	W	H																										
IN 26	27	38.5	20	18.5	16.5-21.5	19.5	20																										
MM 660	686	978	508	470	419-546	495	508																										
<p>Synchro-Tilter, Mesh Back and Seat Unit weight: 43 LB 19.5 KG Carton weight: 52 LB 23.59 KG Carton volume: 10.5 FT³ 0.29 MT³</p> <p>Ergonomic features: A, B, C, D, H, L, M, V</p> <div><div>RTA 2</div><div> 1 per carton</div><div></div><div></div></div>																																	
	List price																																
	MVL3123	1076																															
	Black mesh																																
	<table><tr><th colspan="3">OVERALL DIMENSIONS</th><th colspan="3">SEAT DIMENSIONS</th><th colspan="2">BACK DIMENSIONS</th></tr><tr><th>W</th><th>D</th><th>H</th><th>W</th><th>D</th><th>H</th><th>W</th><th>H</th></tr><tr><td>IN 26</td><td>27</td><td>39.5</td><td>20</td><td>17.5-20.5</td><td>17.5-22.5</td><td>19.5</td><td>20</td></tr><tr><td>MM 660</td><td>686</td><td>1003</td><td>508</td><td>445-521</td><td>445-572</td><td>495</td><td>508</td></tr></table>		OVERALL DIMENSIONS			SEAT DIMENSIONS			BACK DIMENSIONS		W	D	H	W	D	H	W	H	IN 26	27	39.5	20	17.5-20.5	17.5-22.5	19.5	20	MM 660	686	1003	508	445-521	445-572	495
OVERALL DIMENSIONS			SEAT DIMENSIONS			BACK DIMENSIONS																											
W	D	H	W	D	H	W	H																										
IN 26	27	39.5	20	17.5-20.5	17.5-22.5	19.5	20																										
MM 660	686	1003	508	445-521	445-572	495	508																										
<p>Multi-Tilter, Mesh Back and Seat Unit weight: 48 LB 21.8 KG Carton weight: 57 LB 25.85 KG Carton volume: 10.5 FT³ 0.29 MT³</p> <p>Ergonomic features: A, B, C, D, E, F, G, H, M, S, V</p> <div><div>RTA 2</div><div> 1 per carton</div><div></div><div></div></div>																																	
	List price																																
	MVL3124	972																															
	Black mesh																																
	<table><tr><th colspan="3">OVERALL DIMENSIONS</th><th colspan="3">SEAT DIMENSIONS</th><th colspan="2">BACK DIMENSIONS</th></tr><tr><th>W</th><th>D</th><th>H</th><th>W</th><th>D</th><th>H</th><th>W</th><th>H</th></tr><tr><td>IN 26</td><td>27</td><td>38</td><td>20</td><td>18.5</td><td>16-21</td><td>19.5</td><td>20</td></tr><tr><td>MM 660</td><td>686</td><td>965</td><td>508</td><td>470</td><td>406-533</td><td>495</td><td>508</td></tr></table>		OVERALL DIMENSIONS			SEAT DIMENSIONS			BACK DIMENSIONS		W	D	H	W	D	H	W	H	IN 26	27	38	20	18.5	16-21	19.5	20	MM 660	686	965	508	470	406-533	495
OVERALL DIMENSIONS			SEAT DIMENSIONS			BACK DIMENSIONS																											
W	D	H	W	D	H	W	H																										
IN 26	27	38	20	18.5	16-21	19.5	20																										
MM 660	686	965	508	470	406-533	495	508																										
<p>Tilter, Mesh Back and Seat Unit weight: 37 LB 16.8 KG Carton weight: 46 LB 20.87 KG Carton volume: 10.5 FT³ 0.29 MT³</p> <p>Ergonomic features: A, B, C, D, H, M, S, V</p> <div><div>RTA 2</div><div> 1 per carton</div><div></div><div></div></div>																																	

DESCRIPTION		MODEL# / FEATURES																																	
 Task, Mesh Back and Seat Unit weight: 32 LB 14.5 KG Carton weight: 41 LB 18.6 KG Carton volume: 10.5 FT³ 0.29 MT³	 MVL3126 Black mesh	List price																																	
		912																																	
		<table><tr><th colspan="3">OVERALL DIMENSIONS</th><th colspan="3">SEAT DIMENSIONS</th><th colspan="2">BACK DIMENSIONS</th></tr><tr><th>W</th><th>D</th><th>H</th><th>W</th><th>D</th><th>H</th><th>W</th><th>H</th></tr><tr><td>IN 26</td><td>27</td><td>38</td><td>20</td><td>18.5</td><td>16-21</td><td>19.5</td><td>20</td></tr><tr><td>MM 660</td><td>686</td><td>965</td><td>508</td><td>470</td><td>406-533</td><td>495</td><td>508</td></tr></table>		OVERALL DIMENSIONS			SEAT DIMENSIONS			BACK DIMENSIONS		W	D	H	W	D	H	W	H	IN 26	27	38	20	18.5	16-21	19.5	20	MM 660	686	965	508	470	406-533	495	508
		OVERALL DIMENSIONS			SEAT DIMENSIONS			BACK DIMENSIONS																											
		W	D	H	W	D	H	W	H																										
IN 26	27	38	20	18.5	16-21	19.5	20																												
MM 660	686	965	508	470	406-533	495	508																												
Ergonomic features: C, D, E, H, M, V																																			
<div>RTA 2</div> <div>courier</div> <div>1 per carton</div> <div>ENGINEERED TESTED ASSEMBLED CONÇO TESTÉ MONTÉ</div> <div>CERTIFIED</div>																																			
 Armless Height Adjustable Chair, Mesh Back and Seat Unit weight: 31 LB 14.1 KG Carton weight: 40 LB 18.14 KG Carton volume: 10.5 FT³ 0.29 MT³	 MVL3127 Black mesh	List price																																	
		1042																																	
		<table><tr><th colspan="3">OVERALL DIMENSIONS</th><th colspan="3">SEAT DIMENSIONS</th><th colspan="2">BACK DIMENSIONS</th></tr><tr><th>W</th><th>D</th><th>H</th><th>W</th><th>D</th><th>H</th><th>W</th><th>H</th></tr><tr><td>IN 20</td><td>27</td><td>48</td><td>20</td><td>18.5</td><td>23-33</td><td>19.5</td><td>20</td></tr><tr><td>MM 508</td><td>686</td><td>1219</td><td>508</td><td>470</td><td>584-838</td><td>495</td><td>508</td></tr></table>		OVERALL DIMENSIONS			SEAT DIMENSIONS			BACK DIMENSIONS		W	D	H	W	D	H	W	H	IN 20	27	48	20	18.5	23-33	19.5	20	MM 508	686	1219	508	470	584-838	495	508
		OVERALL DIMENSIONS			SEAT DIMENSIONS			BACK DIMENSIONS																											
		W	D	H	W	D	H	W	H																										
IN 20	27	48	20	18.5	23-33	19.5	20																												
MM 508	686	1219	508	470	584-838	495	508																												
Ergonomic features: C, D, M, V																																			
<div>RTA 2</div> <div>courier</div> <div>1 per carton</div> <div>ENGINEERED TESTED ASSEMBLED CONÇO TESTÉ MONTÉ</div> <div>CERTIFIED</div>																																			
 Weight Sensing Synchro-Tilter, Mesh Back and Seat Unit weight: 43 LB 19.5 KG Carton weight: 52 LB 23.59 KG Carton volume: 10.5 FT³ 0.29 MT³	 MVL3128 Black mesh	List price																																	
		1162																																	
		<table><tr><th colspan="3">OVERALL DIMENSIONS</th><th colspan="3">SEAT DIMENSIONS</th><th colspan="2">BACK DIMENSIONS</th></tr><tr><th>W</th><th>D</th><th>H</th><th>W</th><th>D</th><th>H</th><th>W</th><th>H</th></tr><tr><td>IN 26</td><td>27</td><td>39</td><td>20</td><td>17.5-20.5</td><td>16.5-21.5</td><td>19.5</td><td>20</td></tr><tr><td>MM 660</td><td>686</td><td>991</td><td>508</td><td>445-521</td><td>419-546</td><td>495</td><td>508</td></tr></table>		OVERALL DIMENSIONS			SEAT DIMENSIONS			BACK DIMENSIONS		W	D	H	W	D	H	W	H	IN 26	27	39	20	17.5-20.5	16.5-21.5	19.5	20	MM 660	686	991	508	445-521	419-546	495	508
		OVERALL DIMENSIONS			SEAT DIMENSIONS			BACK DIMENSIONS																											
		W	D	H	W	D	H	W	H																										
IN 26	27	39	20	17.5-20.5	16.5-21.5	19.5	20																												
MM 660	686	991	508	445-521	419-546	495	508																												
Ergonomic features: A, B, C, D, E, H, L, M, V																																			
<div>RTA 2</div> <div>courier</div> <div>1 per carton</div> <div>ENGINEERED TESTED ASSEMBLED CONÇO TESTÉ MONTÉ</div> <div>CERTIFIED</div>																																			
 Height Adjustable Chair w/Arms, Mesh Back and Seat Unit weight: 37 LB 16.8 KG Carton weight: 46 LB 20.87 KG Carton volume: 10.5 FT³ 0.29 MT³	 MVL3129 Black mesh	List price																																	
		1128																																	
		<table><tr><th colspan="3">OVERALL DIMENSIONS</th><th colspan="3">SEAT DIMENSIONS</th><th colspan="2">BACK DIMENSIONS</th></tr><tr><th>W</th><th>D</th><th>H</th><th>W</th><th>D</th><th>H</th><th>W</th><th>H</th></tr><tr><td>IN 26</td><td>27</td><td>48</td><td>20</td><td>18.5</td><td>23-33</td><td>19.5</td><td>20</td></tr><tr><td>MM 660</td><td>686</td><td>1219</td><td>508</td><td>470</td><td>584-838</td><td>495</td><td>508</td></tr></table>		OVERALL DIMENSIONS			SEAT DIMENSIONS			BACK DIMENSIONS		W	D	H	W	D	H	W	H	IN 26	27	48	20	18.5	23-33	19.5	20	MM 660	686	1219	508	470	584-838	495	508
		OVERALL DIMENSIONS			SEAT DIMENSIONS			BACK DIMENSIONS																											
		W	D	H	W	D	H	W	H																										
IN 26	27	48	20	18.5	23-33	19.5	20																												
MM 660	686	1219	508	470	584-838	495	508																												
Ergonomic features: C, D, H, M, V																																			
<div>RTA 2</div> <div>courier</div> <div>1 per carton</div> <div>ENGINEERED TESTED ASSEMBLED CONÇO TESTÉ MONTÉ</div> <div>CERTIFIED</div>																																			

BETA



model MVL2729



model MVL2718

STANDARD FEATURES





- Posture task chairs. Canadian made.
- Generous size seat and back, fully upholstered.
- Standard with height adjustable T-arms with durable self-skinned urethane (SSU) armcaps (except armless models).
- Height adjustable chairs are equipped with an adjustable Chrome footrest.
- Dual wheel carpet casters (C65) are standard.
- Can be upholstered in all Global grade 1 seating textiles with the exception of Luxhide (see page 130).
- Compliant with the emissions guidelines set by the GREENGUARD Environmental Institute.
- Limited Lifetime Warranty (5-year exceptions apply - see page 134).
- Weight capacity for this series is 300 lbs.

CHAIR ADJUSTMENTS

- Infinite back angle and back height adjustment.
- Pneumatic seat height adjustment.

OPTIONAL FEATURES

- For hard surface flooring casters, please specify (C65R). Add \$21/set.
- Bantam is a durable, bleach cleanable (9:1) vinyl, but due to the stiff nature of the textile, this vinyl is prone to bunching and will not upholster as smoothly as other coverings in this series.

DESCRIPTION	MODEL# / FEATURES									
 Height Adjustable Armless Posture Task Unit weight: 41 LB 18.6 KG Carton weight: 46 LB 20.87 KG Carton volume: 6.75 FT³ 0.19 MT³	List price									
	MVL2718 535									
	OVERALL DIMENSIONS			SEAT DIMENSIONS			BACK DIMENSIONS			
	W	D	H	W	D	H	W	H		
IN 20.5 MM 521	23.5 597	44 1118	20.5 521	16.5 419	22-30 559-762	18.5 470	16-19 406-483			
Ergonomic features: C, D, G, M, N	RTA 2		courier		1 per carton		CANADA GREENGUARD		GREENGUARD	
 Height Adjustable Posture Task w/Arms Unit weight: 46 LB 20.9 KG Carton weight: 51 LB 23.13 KG Carton volume: 6.75 FT³ 0.19 MT³	List price									
	MVL2719 625									
	OVERALL DIMENSIONS			SEAT DIMENSIONS			BACK DIMENSIONS			
	W	D	H	W	D	H	W	H		
IN 24.5 MM 622	23.5 597	44 1118	20.5 521	16.5 419	22-30 559-762	18.5 470	16-19 406-483			
Ergonomic features: C, D, G, H, M, N	RTA 2		courier		1 per carton		CANADA GREENGUARD		GREENGUARD	
 Armless Posture Task Unit weight: 27 LB 12.3 KG Carton weight: 31 LB 14.06 KG Carton volume: 4.9 FT³ 0.13 MT³	List price									
	MVL2728 346									
	OVERALL DIMENSIONS			SEAT DIMENSIONS			BACK DIMENSIONS			
	W	D	H	W	D	H	W	H		
IN 20.5 MM 521	22 559	38.5 978	20.5 521	17 432	16.5-21.5 419-546	18.5 470	16-20 406-508			
Ergonomic features: C, D, G, M, N	RTA 2		courier		1 per carton		CANADA GREENGUARD		GREENGUARD	
 Posture Task w/Arms Unit weight: 33 LB 15 KG Carton weight: 38 LB 17.24 KG Carton volume: 6.75 FT³ 0.19 MT³	List price									
	MVL2729 438									
	OVERALL DIMENSIONS			SEAT DIMENSIONS			BACK DIMENSIONS			
	W	D	H	W	D	H	W	H		
IN 24 MM 610	22 559	38.5 978	20.5 521	17 432	16.5-21.5 419-546	18.5 470	16-20 406-508			
Ergonomic features: C, D, G, H, M, N	RTA 2		courier		1 per carton		CANADA GREENGUARD		GREENGUARD	

- Hard surface flooring casters (**C65R**) can be purchased separately. Add \$96/set.



RTA 8  1 per cartone

A black ergonomic office chair with armrests and a five-star base. The chair features a high backrest with a contoured design, padded armrests, and a seat with a slight curve. It is mounted on a black five-star base with casters.

- For hard surface flooring casters, please specify **(C65R)**. Add \$21/set.

RTA 8	courier	1 per carton
--------------	---------	--------------

CAMAN



model MVL11886



model MVL11888

STANDARD FEATURES

- Canadian made.
- Welded steel frame in Black finish.
- Fixed arms with self-skinned urethane (SSU) armcaps.
- Dual wheel carpet casters (C65) are standard (except guest chairs).
- Seating surfaces can be upholstered in Luxhide bonded leather, in various colours or in all Global grade 1 seating textiles (see page 130).
- Compliant with the emissions guidelines set by the GREENGUARD Environmental Institute.
- Limited Lifetime Warranty (5-year exceptions apply - see page 134).
- Weight capacity for this series is 300 lbs.

TILTER CHAIR ADJUSTMENTS

- Center tilt with upright position tilt lock
- Tilt tension adjustment.
- Pneumatic seat height adjustment.

OPTIONAL FEATURES

- For hard surface flooring casters, please specify (C65R). Add \$21/set.

ALTERNATE TEXTILE OPTIONS

- Graded-in textiles are available. No minimum quantities. Contact Customer Service for pricing.

DESCRIPTION

MODEL# / FEATURES



High Back Tilter
Unit weight: 31 LB | 14.1 KG
Carton weight: 35 LB | 15.88 KG
Carton volume: 20.25 FT³ | 0.57 MT³

List price
MVL11886 512
Luxhide bonded leather
or fabric (previously MVL11886F)

Ergonomic features:
A, B, C, M, N, S

OVERALL DIMENSIONS			SEAT DIMENSIONS			BACK DIMENSIONS	
W	D	H	W	D	H	W	H
IN 25	27	40	20.5	18	16-20	19.5	22.5
MM 635	686	1016	521	457	406-508	495	572

RTA 00

2 per carton (pricing and specifications are for one chair)



Medium Back Guest Chair - Sled Base
Unit weight: 23 LB | 10.5 KG
Carton weight: 27 LB | 12.25 KG
Carton volume: 20.25 FT³ | 0.57 MT³

List price
MVL11888 430
Luxhide bonded leather
or fabric (previously MVL11888F)

Ergonomic features:
M, N

OVERALL DIMENSIONS			SEAT DIMENSIONS			BACK DIMENSIONS	
W	D	H	W	D	H	W	H
IN 24.5	25	33	20	18	17	20	17
MM 622	635	838	508	457	432	508	432

RTA 00

2 per carton (pricing and specifications are for one chair)



CARLETON



model OTG11359

STANDARD FEATURES

- Available in high back and extended high back models.
- S-curve back shape for support of lumbar, shoulders and head.
- Contoured seat with waterfall seat front.
- Standard with height adjustable T-arms with durable self-skinned urethane (SSU) armcaps.
- Dual wheel carpet casters (C1) are standard.
- Seating surfaces are upholstered in Graphite polyester only.
- Compliant with the emissions guidelines set by the GREENGUARD Environmental Institute.
- Limited Lifetime Warranty (2-year exceptions apply - see page 134).
- Weight capacity for this series is 300 lbs.

CHAIR ADJUSTMENTS

- Center tilt with upright position tilt lock.
- Tilt tension adjustment.
- Pneumatic seat height adjustment.

OPTIONAL FEATURES

- Hard surface flooring casters (**C9R**) can be purchased separately. Add \$96/set.

DESCRIPTION

MODEL# / FEATURES



High Back Tilter
Unit weight: 42 LB | 19.05 KG
Carton weight: 42 LB | 19.05 KG
Carton volume: 6.5 FT³ | 0.18 MT³

OTG11358

List price

585

OVERALL DIMENSIONS				SEAT DIMENSIONS			BACK DIMENSIONS	
	W	D	H	W	D	H	W	H
IN	25	27.5	43	19.5	19	18.5-22.5	19	22.5
MM	635	699	1092	495	483	470-572	483	572
			courier			GREENGUARD		
			1 per carton					

Ergonomic features:
A, B, C, H, M, N, S



Extended High Back Tilter
Unit weight: 43 LB | 19.5 KG
Carton weight: 43 LB | 19.5 KG
Carton volume: 7 FT³ | 0.19 MT³

OTG11359

List price

615

OVERALL DIMENSIONS			SEAT DIMENSIONS			BACK DIMENSIONS		
	W	D	H	W	D	H	W	H
IN	25	28	47	19.5	19	18.5-22.5	19	28
MM	635	711	1194	495	483	470-572	483	711
			courier			GREENGUARD		
			1 per carton					

Ergonomic features:
A, B, C, H, M, N, S



CENTRO



model OTG3915

STANDARD FEATURES

- Multi-purpose guest chair.
- Durable oval steel four-legged frame.
- Contoured back and seat cushions with waterfall seat edge.
- Upholstered armcaps.
- Seating surfaces are upholstered in Black Luxhide bonded leather.
- Compliant with the emissions guidelines set by the GREENGUARD Environmental Institute.
- Limited Lifetime Warranty (2-year exceptions apply - see page 134).
- Weight capacity for this series is 300 lbs.

DESCRIPTION		MODEL# / FEATURES								
		List price								
	OTG3915	400								
		OVERALL DIMENSIONS			SEAT DIMENSIONS			BACK DIMENSIONS		
		W	D	H	W	D	H	W	H	
		IN	24.5	27	33.5	21.5	18.5	17	21.5	16
		MM	622	686	851	546	470	432	546	406
Guest Chair Unit weight: 30 LB 13.6 KG Carton weight: 30 LB 13.61 KG Carton volume: 6.25 FT³ 0.17 MT³		Ergonomic features: M, N		RTA 8	courier	1 per carton				

COBALT



model MVL2785

STANDARD FEATURES

- General purpose medium back tilter. Canadian made.
- Standard with height adjustable T-arms with durable self-skinned urethane (SSU) armcaps.
- Dual wheel carpet casters (C65) are standard.
- Seating surfaces can be upholstered in Luxhide bonded leather, in various colours or in all Global grade 1 seating textiles (see page 130).
- Compliant with the emissions guidelines set by the GREENGUARD Environmental Institute.
- Limited Lifetime Warranty (5-year exceptions apply - see page 134).
- Weight capacity for this series is 300 lbs.

CHAIR ADJUSTMENTS

- Center tilt with upright position tilt lock.
- Tilt tension adjustment.
- Pneumatic seat height adjustment.

OPTIONAL FEATURES




- For hard surface flooring casters, please specify (C65R). Add \$21/set.

DESCRIPTION

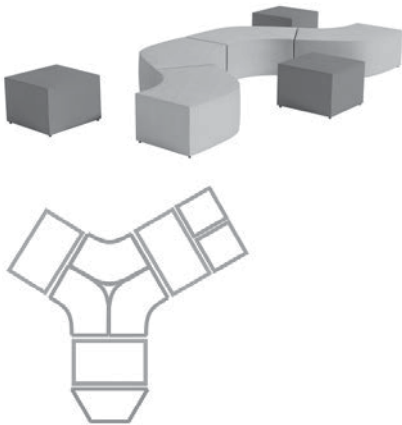
MODEL# / FEATURES



Medium Back Tilter
Unit weight: 35 LB | 15.9 KG
Carton weight: 40 LB | 18.14 KG
Carton volume: 5.5 FT³ | 0.15 MT³

List price								
MVL2785		460						
Luxhide bonded leather or fabric (previously MVL2785F)								
OVERALL DIMENSIONS				SEAT DIMENSIONS			BACK DIMENSIONS	
	W	D	H	W	D	H	W	H
IN	25.5	24.5	36	20	17	15.5-19.5	18.5	18
MM	648	622	914	508	432	394-495	470	457
Ergonomic features:		RTA 2		courier		1 per carton		
A, B, C, H, M, N, S								

CRAFT



Sample layout
Two square units, three rectangle units, three curve-120 degree units, one wedge unit



3-way layout
Three curve-120 degree units, three half round units and three round units



Collaborative pod layout
Six wedge units



Collaborative layout
Six curve-120 degree units, six round units



Sample layout
Two wedge units



Sample layout
Two half round units

STANDARD FEATURES

- Craft is a modular lounge seating series that is easy to configure, durable and ideal for open spaces.
- Modular non-handed components, can be reconfigured to suit your space.
- Curve-120 degree units can create 3-way and collaborative pod configurations.
- Cushions are fully upholstered and mounted on 1.5" high nylon glides.
- Can be upholstered in all Global grade 1 seating textiles or in Luxhide bonded leather (see page 130).
- Compliant with the emissions guidelines set by the GREENGUARD Environmental Institute.
- Limited Lifetime Warranty (5-year exceptions apply - see page 134).
- Weight capacity for this series is 300 lbs. per seat.

OPTIONAL FEATURES


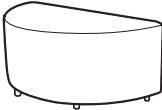
- For dual wheel carpet casters, please specify (C107). Add \$42.
- For hard surface flooring casters, please specify (C107R). Add \$59.

ALTERNATE TEXTILE OPTIONS

- Graded-in textiles are available. No minimum quantities. Contact Customer Service for pricing.

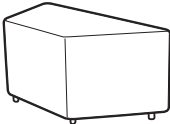
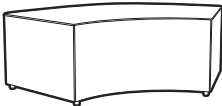

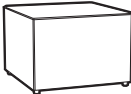
COMPLIMENTARY TABLES AVAILABLE

- Perfect partner for Craft Seating (see page 29).

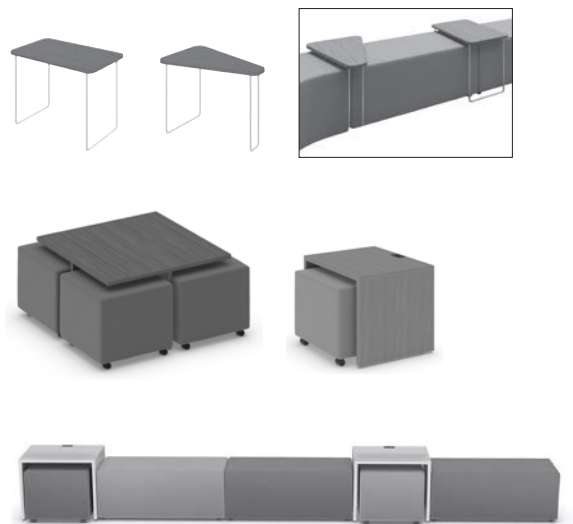
DESCRIPTION	MODEL# / FEATURES	
	List price	
	MVL13007	397
 Round 20" Unit Unit weight: 17 LB 7.7 KG Carton weight: 23 LB 10.43 KG Carton volume: 5.25 FT³ 0.14 MT³		
	List price	
	MVL13008	518
 Half Round 40" Unit Unit weight: 33 LB 15 KG Carton weight: 41 LB 18.6 KG Carton volume: 9.5 FT³ 0.26 MT³		

OVERALL DIMENSIONS			SEAT DIMENSIONS			BACK DIMENSIONS	
W	D	H	W	D	H	W	H
IN 20	20	17.5	-	-	-	-	-
MM 508	508	445	-	-	-	-	-
RTA 1			courier			1 per carton	
			CANADA			GREENGUARD	

OVERALL DIMENSIONS			SEAT DIMENSIONS			BACK DIMENSIONS	
W	D	H	W	D	H	W	H
IN 40	21	17.5	-	-	-	-	-
MM 1016	533	445	-	-	-	-	-
RTA 1			courier			1 per carton	
			CANADA			GREENGUARD	

DESCRIPTION		MODEL# / FEATURES									
	Wedge Unit Unit weight: 29 LB 13.2 KG Carton weight: 37 LB 16.78 KG Carton volume: 8 FT³ 0.22 MT³	List price									
		MVL13009 518									
	Curve-120 Degree Unit Unit weight: 37 LB 16.8 KG Carton weight: 49 LB 22.23 KG Carton volume: 13.25 FT³ 0.37 MT³	List price									
		MVL13010 610									
	Rectangle Unit Unit weight: 37 LB 16.8 KG Carton weight: 47 LB 21.32 KG Carton volume: 9.5 FT³ 0.26 MT³	List price									
		MVL13011 487									
	Square Unit Unit weight: 22 LB 10 KG Carton weight: 28 LB 12.7 KG Carton volume: 5.25 FT³ 0.14 MT³	List price									
		MVL13012 366									

CRAFT TABLES



STANDARD FEATURES

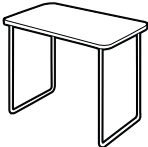
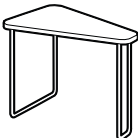
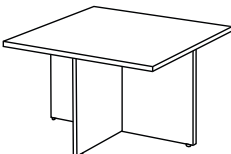
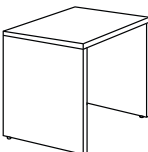
- Craft tables are the perfect partner to Craft seating products in creating casual meeting solutions for today's workplace and learning environments.
- Overtables are designed to overlap Craft seating units or to be used alone. Overtables are easy to move wherever needed.
- Coffee and side tables provide a convenient place to set your drinks, a light lunch or your personal devices during an impromptu discussion.
- Coffee and side tables help to anchor a space and provide nesting spaces to keep the area tidy when mobile Craft cubes are not in use.
- Side tables are optional with cutouts to accommodate to power or USB charging modules. Modules to be ordered separately.

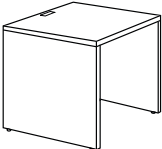
FINISHES

- Docking tables may be ordered in any of the standard laminate finishes below; including two-tone where the top is in one finish and the base in another at no upcharge.
 - Overtable tops may be ordered in any of the standard laminate finishes below. Legs in are Chrome finish only.
- | | | | |
|-----|-----------------|-----|-----------------|
| ACJ | Absolute Acajou | HGT | Hayden Grey |
| ASN | Asian Night | NBL | Noce Bionco |
| AWC | Avant Cherry | NGL | Noce Grigio |
| AWH | Avant Honey | NEL | Noce Leggero |
| CMB | Clear Maple | NML | Noce Medio |
| DES | Dark Espresso | WHC | White Chocolate |
| DWT | Designer White | WCR | Winter Cherry |

CONSTRUCTION

- **Docking tables:**
 - 1" thick thermally fused laminate surfaces with 2mm thick matching edgeband.
 - Equipped with levelers for uneven surfaces.
 - When square cubes are fully nested, the cubes extend 3" beyond the perimeter of the laminate as an invitation to be pulled out and used again.
- **Overtables:**
 - 1 1/16" thick thermally fused laminate top with matching self edge.
 - 1/2" diameter steel wire legs. Legs include clear polycarbonate glides.
 - Sized to overlap Craft seating.

CRAFT TABLES	MODEL #	DIMENSIONS <small>IN MM</small>	WEIGHT <small>LB KG</small>	VOLUME <small>FT³ MT³</small>	LIST PRICE
	MVL13021	W x D x H			
		16 x 26 x 19	16.5	1.2	\$494
		406 x 660 x 483	7.48	0.03	
Rectangular Overtable	Lightweight table designed to overlap Craft seating units on pages 27-28. Shipped easy to assemble in 1 carton.				
	MVL13022	5.25-16 x 26 x 19	12.5	1.2	\$458
		133-406 x 660 x 483	5.67	0.03	
		Lightweight table designed to overlap Craft seating units on pages 27-28. Top tapers from 16" at the wide end to 5.25" at the narrow end. Shipped easy to assemble in 1 carton.			
	ML35SCDK	35 x 35 x 19.5	78	2.2	\$456
		889 x 889 x 495	35.38	0.06	
		Provides nesting space for four MVL13007 (round) or MVL13012 (square) Craft units. Assembly required.			
	ML2418CDK	24 x 18.2 x 19.5	53	2.1	\$325
		610 x 462 x 495	24.04	0.05	
		Provides nesting space for one MVL13007, MVL13012 or MVL13011 Craft units. Shipped assembled.			


CRAFT TABLES	MODEL #	DIMENSIONS ^{IN} _{MM}	WEIGHT ^{LB} _{KG}	VOLUME ^{FT³} _{MT³}	LIST PRICE
	ML2420CDKP	W x D x H			
		24 x 20.5 x 19.5	55	2.1	\$338
		610 x 521 x 495	24.95	0.05	

Single Docking Table with cut-out


Provides nesting space for one MVL13007, MVL13012 or MVL13011 Craft units. Inset back to hide cables and cut-out designed to accept mini power model MVCOVSM2(S/B) OR MVCOV1U(S/B) ordered separately. Shipped assembled.

POWER / DATA

MVCOVSM2B	2.25 x 3.75 x 3.12 57 x 95 x 791.07	2.35 0.01	0.5	\$313
MVCOVSM2S	2.25 x 3.75 x 3.12 57 x 95 x 791.07	2.35 0.01	0.5	\$313



Mini Power Block



Mini Power/USB Block

With USB Block				
MVCOV1UB	2.25 x 3.75 x 3.12 57 x 95 x 791.07	2.35 0.01	0.5	\$494
MVCOV1US	2.25 x 3.75 x 3.12 57 x 95 x 791.07	2.35 0.01	0.5	\$494

Designed to retrofit into an existing grommet cut-out to bring power to the desktop. Fits in 3.27" x 1.9" cut-out (FOG, POG) and mounts to 0.5" to 2" thick surface. ETL listed. Available in Black (**B**) or Silver (**S**) as indicated by last character of model number. 9' power cord with 90° flat plug with 45° rotation.

MVCOVSM2B/S includes two 12A, 120 VAC spill resistant power receptacles.

MVCOV1UB/S includes one 12A, 120 VAC spill resistant power receptacle and two 2.1A (11W) USB charging ports.

DANIO



model MVL2720



model MVL2721

STANDARD FEATURES

- Canadian made task chairs.
- Hinged auto-adjust back with scuff resistant outer shroud.
- Thick foam and decorative stitch details.
- Standard with height adjustable T-arms with durable self-skinned urethane (SSU) armcaps (except armless models).
- Height adjustable chair is equipped with an adjustable Chrome footrest.
- Dual wheel carpet casters (C65) are standard.
- Can be upholstered in all Global grade 1 seating textiles with the exception of Luxhide (see page 130).
- Compliant with the emissions guidelines set by the GREENGUARD Environmental Institute.
- Limited Lifetime Warranty (5-year exceptions apply - see page 134).
- Weight capacity for this series is 300 lbs.

CHAIR ADJUSTMENTS

- Height adjustable back.
- Pneumatic seat height adjustment.
- Seat depth adjustment.

OPTIONAL FEATURES

- For hard surface flooring casters, please specify (C65R). Add \$21/set.
- Bantam is a durable, bleach cleanable (9:1) vinyl, but due to the stiff nature of the textile, this vinyl is prone to bunching and will not upholster as smoothly as other coverings in this series.

DESCRIPTION

MODEL# / FEATURES



Armless Task

Unit weight: 21 LB | 9.5 KG
Carton weight: 24 LB | 10.89 KG
Carton volume: 4.9 FT³ | 0.13 MT³

MVL2720
Fabric

List price
251

Ergonomic features:
C, D, E, M, N

OVERALL DIMENSIONS			SEAT DIMENSIONS			BACK DIMENSIONS	
W	D	H	W	D	H	W	H
IN 18.5 MM 470	22.5 572	34 864	18.5 470	16.5-18 419-457	16-21 406-533	17 432	16-17.5 406-445
RTA 2			courier			1 per carton	
CANADA			GREENGUARD				



Task w/Arms

Unit weight: 33 LB | 15 KG
Carton weight: 36 LB | 16.33 KG
Carton volume: 5.75 FT³ | 0.16 MT³

MVL2721
Fabric

List price
343

Ergonomic features:
C, D, E, H, M, N

OVERALL DIMENSIONS			SEAT DIMENSIONS			BACK DIMENSIONS	
W	D	H	W	D	H	W	H
IN 24 MM 610	22.5 572	34 864	18.5 470	16.5-18 419-457	16-21 406-533	17 432	16-17.5 406-445
RTA 2			courier			1 per carton	
CANADA			GREENGUARD				



Armless Height Adjustable Task

Unit weight: 33 LB | 15 KG
Carton weight: 37 LB | 16.78 KG
Carton volume: 6.75 FT³ | 0.19 MT³

MVL2723
Fabric

List price
439

Ergonomic features:
C, D, E, M, N

OVERALL DIMENSIONS			SEAT DIMENSIONS			BACK DIMENSIONS	
W	D	H	W	D	H	W	H
IN 24 MM 610	22.5 572	43 1092	18.5 470	16.5-18 419-457	23-33 584-838	16.5 419	16-17.5 406-445
RTA 2			courier			1 per carton	
CANADA			GREENGUARD				



Height Adjustable T-Arms - 1 pair

Unit weight: 8 LB | 3.6 KG
Carton weight: 10 LB | 4.54 KG
Carton volume: 1.3 FT³ | 0.03 MT³

MVL2784

List price
119

OVERALL DIMENSIONS			SEAT DIMENSIONS			BACK DIMENSIONS	
W	D	H	W	D	H	W	H
IN 3 MM 76	10 254	12 305	-	-	-	-	-
RTA 00			courier			1 pair per carton (pricing is for the pair, specifications are for one arm)	

DASH



model OTG11760B

STANDARD FEATURES

- Multi-purpose guest/occasional chair.
- Durable welded four-legged steel frame.
- Black mesh back with Black mesh fabric (MS20) seat.
- Nylon armcaps.
- Generous proportions.
- Compliant with the emissions guidelines set by the GREENGUARD Environmental Institute.
- Shipped knocked down (KD) - easy to assemble.
- Limited Lifetime Warranty (2-year exceptions apply - see page 134).
- Weight capacity for this series is 300 lbs.

DESCRIPTION

MODEL# / FEATURES



Guest Chair, Mesh Back and Uph Seat

Unit weight: 26 LB | 11.79 KG
Carton weight: 26 LB | 11.79 KG
Carton volume: 3.9 FT³ | 0.11 MT³

Ergonomic features:
M, N

List price

OTG11760B

315

OVERALL DIMENSIONS

W

D

H

IN 23.5
MM 597

23.5
597

34
864

SEAT DIMENSIONS

W

D

H

19.5
495

17.5
445

17.5
445

BACK DIMENSIONS

W

H

19
483

16.5
419

RTA 8

courier

1 per carton



DORI 2



model OTG1220B

STANDARD FEATURES

- Multi-purpose stacking chairs.
- Strong welded steel frame in Chrome finish.
- Durable and easy to clean polypropylene back and seat. Available in Black only.
- Armchair has fiberglass reinforced polypropylene arms.
- Stackable up to 5 high on floor.
- Shipped fully assembled.
- Compliant with the emissions guidelines set by the GREENGUARD Environmental Institute.
- Limited Lifetime Warranty (2-year exceptions apply - see page 134).
- Weight capacity for this series is 300 lbs.

DESCRIPTION

MODEL# / FEATURES



Stacking Armchair

Unit weight: 15 LB | 6.8 KG
Carton weight: 17 LB | 7.71 KG
Carton volume: 14.5 FT³ | 0.41 MT³

Stacks 5 high.

List price

OTG1220B

232

OVERALL DIMENSIONS

W

D

H

IN 22.5
MM 572

21
533

30.5
775

SEAT DIMENSIONS

W

D

H

16.5
419

16
406

16
406

BACK DIMENSIONS

W

H

18
457

15.5
394

RTA 00

4 per carton (pricing and specifications are for one chair)



Armless Stacking Chair

Unit weight: 13 LB | 5.9 KG
Carton weight: 15 LB | 6.8 KG
Carton volume: 12.25 FT³ | 0.34 MT³

Stacks 5 high.

List price

OTG1221B

214

OVERALL DIMENSIONS

W

D

H

IN 18
MM 457

21
533

30.5
775

SEAT DIMENSIONS

W

D

H

16.5
419

16
406

16
406

BACK DIMENSIONS

W

H

18
457

15.5
394

RTA 00

courier

4 per carton (pricing and specifications are for one chair)



EOR



model OTG3930B

model OTG3920B

STANDARD FEATURES

- Multi-purpose guest chair.
- Durable steel four-legged frame.
- Contoured back and seat cushions with waterfall seat edge.
- Welcoming soft self-skinned polyurethane armcaps.
- Seat shroud provides a clean overall finish.
- Seating surfaces are upholstered in Black Luxhide bonded leather.
- Mesh back is available in Black only.
- Compliant with the emissions guidelines set by the GREENGUARD Environmental Institute.
- Limited Lifetime Warranty (2-year exceptions apply - see page 134).
- Weight capacity for this series is 300 lbs.

</

FINCH



- STANDARD FEATURES**

 - Oval tube steel frame available in monochromatic Black only.
 - Molded plastic seat and outer back shell.
 - All models stack 8 high on the floor.
 - Stacked chairs may leave frame impressions in chair(s) below.
 - Ganging clamp model MVL11705 can be used on Finch models. Use one clamp for armless model. Use two clamps on armchair applied on front and rear legs.
 - Can be upholstered in all Global grade 1 seating textiles or in Luxhide bonded leather (see page 130).
 - Compliant with the emissions guidelines set by the GREENGUARD Environmental Institute.
 - Limited Lifetime Warranty (5-year exceptions apply - see page 134).
 - Weight capacity for this series is 300 lbs.
- OPTIONAL FEATURES**

 - For hard surface flooring, please specify non-marking glides (**NM**). No upcharge.
- ALTERNATE TEXTILE OPTIONS**

 - Graded-in textiles are available. No minimum quantities. Contact Customer Service for pricing.

Stacking Armchair

Unit weight: 16 LB | 7.3 KG

Carton weight: 17.33 LB | 7.86 KG

Carton volume: 14.5 FT³ | 0.41 MT³

List price

MVL11703286

OVERALL DIMENSIONS			SEAT DIMENSIONS			BACK DIMENSIONS	
W	D	H	W	D	H	W	H
IN 21.25	23	32	18	18	18	18	14
MM 540	584	813	457	457	457	457	356

Upholstered seat and back.
Stacks 8 high on floor or dolly.

RTA 003 per carton (pricing and specifications are for one chair)

Armless Stacking Chair

Unit weight: 15 LB | 6.8 KG

Carton weight: 16.67 LB | 7.56 KG

Carton volume: 14.5 FT³ | 0.41 MT³

List price

MVL11704263

OVERALL DIMENSIONS			SEAT DIMENSIONS			BACK DIMENSIONS	
W	D	H	W	D	H	W	H
IN 21	23	30.5	18	15	18.5	17	14.5
MM 533	584	775	457	381	470	432	368

Upholstered seat and back.
Stacks 8 high on floor or dolly.

RTA 003 per carton (pricing and specifications are for one chair)

Ganging Clamp

Unit weight: 0.25 LB | 0.1 KG

Carton weight: 0.3 LB | 0.14 KG

Carton volume: 0.08 FT³ | 0.002 MT³

List price

MVL1170565

OVERALL DIMENSIONS			SEAT DIMENSIONS			BACK DIMENSIONS	
W	D	H	W	D	H	W	H
IN 3.41	3.16	0.75	-	-	-	-	-
MM 87	80	19	-	-	-	-	-

RTA 0010 per carton (pricing and specifications are for one clamp)

FORMAT



model MVL3191



model MVL3192

STANDARD FEATURES

- Synchro-tilter chairs with mesh back and upholstered seat. Canadian made.
- Standard with height and width adjustable arms with soft self-skinned urethane (SSU) armcaps that slide forward and backward.
- Dual wheel carpet casters (C1) are standard.
- Air flow mesh back is available in Black only.
- Seating surface can be upholstered in Luxhide bonded leather, in various colours or in all Global grade 1 seating textiles (see page 130).
- MVL3192 features an adjustable headrest which tilts and moves up and down to fit comfortably into the curve of the neck.
- Compliant with the emissions guidelines set by the GREENGUARD Environmental Institute.
- Limited Lifetime Warranty (5-year exceptions apply - see page 134).
- Weight capacity for this series is 300 lbs.

CHAIR ADJUSTMENTS

- Synchro tilt with upright position tilt lock.
- Tilt tension adjustment.
- Ratchet back height and headrest adjustment.
- Pneumatic seat height adjustment.

OPTIONAL FEATURES

- For hard surface flooring casters, please specify (C9R). Add \$21/set.

ALTERNATE TEXTILE OPTIONS

- Graded-in textiles are available (seat only). No minimum quantities. Contact Customer Service for pricing.

DESCRIPTION

MODEL# / FEATURES



High Back Synchro-Tilter, Mesh Back and Uph Seat

Unit weight: 43 LB | 19.5 KG
Carton weight: 54 LB | 24.49 KG
Carton volume: 10.5 FT³ | 0.29 MT³

List price

MVL3191 696
Luxhide bonded leather
or fabric (previously MVL3191F)

Ergonomic features:
A, B, C, D, H, L, M, N, Q

OVERALL DIMENSIONS

	W	D	H
IN	24.5	23	43
MM	622	584	1092

SEAT DIMENSIONS

	W	D	H
IN	19.5	17.5	16-21
MM	495	445	406-533

BACK DIMENSIONS

	W	H
IN	17.5	23-25.5
MM	445	584-648

RTA 2



1 per carton



High Back Synchro-Tilter w/Headrest, Mesh Back and Uph Seat

Unit weight: 45 LB | 20.5 KG
Carton weight: 56 LB | 25.4 KG
Carton volume: 11 FT³ | 0.31 MT³

List price

MVL3192 774
Luxhide bonded leather
or fabric (previously MVL3192F)

Ergonomic features:
A, B, C, D, H, L, M, N, Q

OVERALL DIMENSIONS

	W	D	H
IN	24.5	23	50.5
MM	622	584	1283

SEAT DIMENSIONS

	W	D	H
IN	19.5	17.5	16-21
MM	495	445	406-533

BACK DIMENSIONS

	W	H
IN	17.5	30-32.5
MM	445	762-826

RTA 2



1 per carton



Headrest for Format Chairs

Unit weight: 1 LB | 0.5 KG
Carton weight: 2 LB | 0.91 KG
Carton volume: 0.5 FT³ | 0.01 MT³

List price

MVL3196 79
Easily attaches to MVL3191.

Available in Black mesh only.

OVERALL DIMENSIONS

	W	D	H
IN	11.25	4.5	9
MM	286	114	229

SEAT DIMENSIONS

	W	D	H
IN	-	-	-
MM	-	-	-

BACK DIMENSIONS

	W	H
IN	-	-
MM	-	-

RTA 00



1 per carton



FULL-TIME



model MVL2900

STANDARD FEATURES

- Canadian made, ergonomic seating.
- Extra thick seat foam and contoured back.
- Standard with height and width adjustable arms with self-skinned urethane (SSU) armcaps.
- Dual wheel carpet casters (C65) are standard.
- Can be upholstered in all Global grade 1 seating textiles with the exception of Luxhide (see page 130).
- Compliant with the emissions guidelines set by the GREENGUARD Environmental Institute.
- Limited Lifetime Warranty (5-year exceptions apply - see page 134).
- Weight capacity for this series is 300 lbs.

CHAIR ADJUSTMENTS

- Multi-tilter with infinite position tilt lock.
- Infinite position back and seat angle adjustments, including forward tilt.
- Back height adjustment.
- Pneumatic seat height adjustment.

OPTIONAL FEATURES

- For hard surface flooring casters, please specify **(C65R)**. Add \$21/set.
- For optional sliding seat depth adjustment, please specify **(MD)**. Add \$32.

ALTERNATE TEXTILE OPTIONS

- Graded-in textiles are available. No minimum quantities. Contact Customer Service for pricing.
- Bantam is a durable, bleach cleanable (9:1) vinyl, but due to the stiff nature of the textile, this vinyl is prone to bunching and will not upholster as smoothly as other coverings in this series.

DESCRIPTION

MODEL# / FEATURES



Medium Back Multi-Tilter
Unit weight: 50 LB | 22.7 KG
Carton weight: 56 LB | 25.4 KG
Carton volume: 10.5 FT³ | 0.29 MT³

List price									
MVL2900		669							
Fabric									
OVERALL DIMENSIONS				SEAT DIMENSIONS			BACK DIMENSIONS		
	W	D	H	W	D	H	W	H	
IN	24.5	25	41	19.5	19	17.5-21.5	20	20-22	
MM	622	635	1041	495	483	445-546	508	508-559	
Ergonomic features:									
A, B, C, D, F, G, H, M, N, Q									
RTA 2		courier		1 per carton		CANADA DESIGNED & MANUFACTURED		GREENGUARD CERTIFIED	

GENNEX



model OTG11340



model OTG11341

STANDARD FEATURES

- Multi-purpose guest/nesting chairs feature a flip up seat allowing chairs to stack horizontally.
- Durable Black steel frame.
- Black mesh back.
- Models with arms or without arms are available. Armchair features Black polyurethane armcaps.
- Dual wheel carpet casters are standard.
- Seat can be upholstered in all Global grade 1 seating textiles or in Luxhide bonded leather (see page 130).
- Compliant with the emissions guidelines set by the GREENGUARD Environmental Institute.
- Limited Lifetime Warranty (5-year exceptions apply - see page 134).
- Weight capacity for this series is 300 lbs.

OPTIONAL FEATURES

- Hard surface flooring casters (**C9RSET4**) can be purchased separately. Add \$76/set.

ALTERNATE TEXTILE OPTIONS

- Graded-in textiles are available (seat only). No minimum quantities. Contact Customer Service for pricing.

DESCRIPTION

MODEL# / FEATURES






Nesting Guest Armchair w/Casters, Mesh Back and Uph Seat
Unit weight: 24 LB | 10.9 KG
Carton weight: 29 LB | 13.15 KG
Carton volume: 15.75 FT³ | 0.44 MT³

Ergonomic features:
M, N

List price

OTG11340

534

OVERALL DIMENSIONS			SEAT DIMENSIONS			BACK DIMENSIONS		
	W	D	H	W	D	H	W	H
IN	25.5	22	33	17.5	16.5	20.5	17	15
MM	648	559	838	445	419	521	432	381
						2 per carton (pricing and specifications are for one chair)		
								






Armless Nesting Guest Chair w/Casters, Mesh Back and Uph Seat
Unit weight: 21 LB | 9.5 KG
Carton weight: 25.5 LB | 11.57 KG
Carton volume: 13.25 FT³ | 0.37 MT³

Ergonomic features:
M, N

List price

OTG11341

511

OVERALL DIMENSIONS			SEAT DIMENSIONS			BACK DIMENSIONS			
	W	D	H	W	D	H	W	H	
IN	22	22	33	17.5	16.5	20.5	17	15	
MM	559	559	838	445	419	521	432	381	
						2 per carton (pricing and specifications are for one chair)			

GEO



model OTG11636B

STANDARD FEATURES

- Value priced, quality mesh seating.
- Scuff resistant arched base.
- Features fixed loop style polypropylene arms.
- Dual wheel carpet casters (C65) are standard.
- Black mesh back.
- Seat is upholstered in Black mesh fabric (MS20).
- Compliant with the emissions guidelines set by the GREENGUARD Environmental Institute.
- Limited Lifetime Warranty (2-year exceptions apply - see page 134).
- Weight capacity for this series is 300 lbs.

CHAIR ADJUSTMENTS

- Center tilt with upright position tilt lock.
- Tilt tension adjustment.
- Pneumatic seat height adjustment.

OPTIONAL FEATURES

- Hard surface flooring casters (**C65R**) can be purchased separately. Add \$96/set.

DESCRIPTION

MODEL# / FEATURES



LB Tilter, Mesh Back and Uph Seat

Unit weight: 30 LB | 13.6 KG
Carton weight: 30 LB | 13.61 KG
Carton volume: 3.75 FT³ | 0.1 MT³

	List price							
OTG11636B	397							
Black mesh fabric								

HARDY



model OTG13080

STANDARD FEATURES



- Light lounge swivel chair.
- Aluminum base with Chrome finished cylinder
- Black nylon glides are standard on model OTG13080.
- Dual wheel casters are standard on model OTG13081. Acceptable for use on hard surface flooring.
- Can be upholstered in all Global grade 1 seating textiles or in Luxhide bonded leather (see page 130).
- Limited Lifetime Warranty (5-year exceptions apply - see page 134).
- Weight capacity for this series is 300 lbs.

CHAIR ADJUSTMENTS

- Pneumatic seat height adjustment.

ALTERNATE TEXTILE OPTIONS

- Graded-in textiles are available. No minimum quantities. Contact Customer Service for pricing.

DESCRIPTION		MODEL# / FEATURES										
	Swivel Lounge w/Glides Unit weight: 27 LB 12.3 KG Carton weight: 32 LB 14.51 KG Carton volume: 9.25 FT³ 0.26 MT³		List price									
			OTG13080 956									
			OVERALL DIMENSIONS			SEAT DIMENSIONS			BACK DIMENSIONS			
				W	D	H	W	D	H	W	H	
			IN	25	26	33	15.5	17.5	16.5-20.5	14	14.5	
			MM	635	660	838	394	445	419-521	356	368	
			Ergonomic features: C, M, N									
					RTA 1		courier		1 per carton		canadian	
	Swivel Lounge w/Casters Unit weight: 27 LB 12.3 KG Carton weight: 32 LB 14.51 KG Carton volume: 9.25 FT³ 0.26 MT³		List price									
			OTG13081 956									
			OVERALL DIMENSIONS			SEAT DIMENSIONS			BACK DIMENSIONS			
				W	D	H	W	D	H	W	H	
			IN	25	26	33	15.5	17.5	16.5-20.5	14	14.5	
			MM	635	660	838	394	445	419-521	356	368	
			Ergonomic features: C, M, N									
					RTA 1		courier		1 per carton		canadian	

IBEX



model MVL2801



model MVL2814



model MVL2807



model MVL2809

STANDARD FEATURES

- Ergonomic mesh seating designed to promote good posture and provide maximum comfort. Designed by Zooney Chu, Canadian made.
- Available with four different mechanism options: synchro-tilter, multi-tilter, tilter and task. Height adjustable chairs available with task mechanism only.
- Standard with height adjustable T-arms with self-skinned urethane (SSU) armcaps (except armless and guest chairs).
- Dual wheel carpet casters (C1) are standard (except four-legged guest chairs).
- Guest chairs have polymer armcaps (except armless models), a welded steel wall saver frame and are shipped fully assembled.
- Mesh back and mesh seat models can only be upholstered in Black mesh (MS69).
- Mesh back and upholstered seat models: Mesh back is available in Black (MS69) only and seating surface can be upholstered in Luxhide bonded leather (various colours) or in all Global grade 1 seating textiles (see page 130).
- Compliant with the emissions guidelines set by the GREENGUARD Environmental Institute.
- Limited Lifetime Warranty (5-year exceptions apply - see page 134).
- Weight capacity for this series is 300 lbs.

OPTIONAL FEATURES



- For hard surface flooring casters, please specify (C9R). Add \$21/set.
- For optional sliding seat depth adjustment on multi-tilter chairs, please specify (MD). Add \$32.






ALTERNATE TEXTILE OPTIONS


















- Graded-in textiles are available. No minimum quantities. Contact Customer Service for pricing.






CHAIR ADJUSTMENTS
























- **Synchro-tilter chairs**
 - Synchro tilt with multi-position tilt lock.
 - Tilt tension adjustment.
 - Adjustable lumbar support.
 - Pneumatic seat height adjustment.
- **Multi-tilter chairs**
 - Infinite position tilt lock.
 - Tilt tension adjustment.
 - Infinite back and seat angle adjustment.
 - Adjustable lumbar support.
 - Pneumatic seat height adjustment.
- **Tilter chairs**
 - Center tilt with upright position tilt lock.
 - Tilt tension adjustment.
 - Seat depth adjustment.
 - Adjustable lumbar support.
 - Pneumatic seat height adjustment.
- **Task chairs**
 - Seat depth adjustment.
 - Adjustable lumbar support.
 - Pneumatic seat height adjustment.
- **Height adjustable chairs**
 - Task mechanism.
 - Adjustable lumbar support.
 - Pneumatic seat height adjustment.
 - Height adjustable Chrome footrest.






DESCRIPTION	MODEL# / FEATURES																																			
	List price																																			
	MVL2801	781																																		
	Luxhide bonded leather or fabric (previously MVL2801F)																																			
	<table><thead><tr><th colspan="3">OVERALL DIMENSIONS</th><th colspan="3">SEAT DIMENSIONS</th><th colspan="2">BACK DIMENSIONS</th></tr><tr><th></th><th>W</th><th>D</th><th>H</th><th>W</th><th>D</th><th>H</th><th>W</th><th>H</th></tr></thead><tbody><tr><td>IN</td><td>26</td><td>26.5</td><td>39.5</td><td>20</td><td>18.5</td><td>16.5-21.5</td><td>19.5</td><td>20.5</td></tr><tr><td>MM</td><td>660</td><td>673</td><td>1003</td><td>508</td><td>470</td><td>419-546</td><td>495</td><td>521</td></tr></tbody></table>		OVERALL DIMENSIONS			SEAT DIMENSIONS			BACK DIMENSIONS			W	D	H	W	D	H	W	H	IN	26	26.5	39.5	20	18.5	16.5-21.5	19.5	20.5	MM	660	673	1003	508	470	419-546	495
OVERALL DIMENSIONS			SEAT DIMENSIONS			BACK DIMENSIONS																														
	W	D	H	W	D	H	W	H																												
IN	26	26.5	39.5	20	18.5	16.5-21.5	19.5	20.5																												
MM	660	673	1003	508	470	419-546	495	521																												
Synchro-Tilter, Mesh Back and Uph Seat Unit weight: 42 LB 19.1 KG Carton weight: 51 LB 23.13 KG Carton volume: 10.5 FT³ 0.29 MT³	Ergonomic features: A, B, C, D, H, L, M, N																																			
	RTA 2	courier 1 per carton																																		
	CANADA CREDIT UNION	GREENGUARD																																		
	List price																																			
	MVL2803	851																																		
	Luxhide bonded leather or fabric (previously MVL2803F)																																			
	<table><thead><tr><th colspan="3">OVERALL DIMENSIONS</th><th colspan="3">SEAT DIMENSIONS</th><th colspan="2">BACK DIMENSIONS</th></tr><tr><th></th><th>W</th><th>D</th><th>H</th><th>W</th><th>D</th><th>H</th><th>W</th><th>H</th></tr></thead><tbody><tr><td>IN</td><td>26</td><td>27</td><td>39.5</td><td>20</td><td>18.5</td><td>17.5-22.5</td><td>19.5</td><td>20</td></tr><tr><td>MM</td><td>660</td><td>686</td><td>1003</td><td>508</td><td>470</td><td>445-572</td><td>495</td><td>508</td></tr></tbody></table>		OVERALL DIMENSIONS			SEAT DIMENSIONS			BACK DIMENSIONS			W	D	H	W	D	H	W	H	IN	26	27	39.5	20	18.5	17.5-22.5	19.5	20	MM	660	686	1003	508	470	445-572	495
OVERALL DIMENSIONS			SEAT DIMENSIONS			BACK DIMENSIONS																														
	W	D	H	W	D	H	W	H																												
IN	26	27	39.5	20	18.5	17.5-22.5	19.5	20																												
MM	660	686	1003	508	470	445-572	495	508																												
Multi-Tilter, Mesh Back and Uph Seat Unit weight: 47 LB 21.4 KG Carton weight: 56 LB 25.4 KG Carton volume: 10.5 FT³ 0.29 MT³	Ergonomic features: A, B, C, D, F, G, H, M, N, S																																			
	RTA 2	courier 1 per carton																																		
	CANADA CREDIT UNION	GREENGUARD																																		





DESCRIPTION		MODEL# / FEATURES									
	List price										
	MVL2804 Luxhide bonded leather or fabric (previously MVL2804F)										
Tilter, Mesh Back and Uph Seat Unit weight: 40 LB 18.2 KG Carton weight: 49 LB 22.23 KG Carton volume: 10.5 FT³ 0.29 MT³		Ergonomic features: A, B, C, D, E, H, M, N, S		RTA 2		courier 1 per carton		CANADA certified		certified	
	List price										
	MVL2806 Luxhide bonded leather or fabric (previously MVL2806F)										
Task, Mesh Back and Uph Seat Unit weight: 32 LB 14.5 KG Carton weight: 41 LB 18.6 KG Carton volume: 10.5 FT³ 0.29 MT³		Ergonomic features: C, D, E, H, M, N		RTA 2		courier 1 per carton		CANADA certified		certified	
	List price										
	MVL2807 Luxhide bonded leather or fabric (previously MVL2807F)										
Armless Height Adjustable, Mesh Back and Uph Seat Unit weight: 31 LB 14.1 KG Carton weight: 40 LB 18.14 KG Carton volume: 10.5 FT³ 0.29 MT³		Ergonomic features: C, D, M, N		RTA 2		courier 1 per carton		CANADA certified		certified	
	List price										
	MVL2808 Luxhide bonded leather or fabric (previously MVL2808F)										
Height Adjustable w/Arms, Mesh Back and Uph Seat Unit weight: 37 LB 16.8 KG Carton weight: 46 LB 20.87 KG Carton volume: 10.5 FT³ 0.29 MT³		Ergonomic features: C, D, H, M, N		RTA 2		courier 1 per carton		CANADA certified		certified	
	List price										
	MVL2809 Luxhide bonded leather or fabric (previously MVL2809F)										
Guest Chair, Mesh Back and Uph Seat Unit weight: 20 LB 9.1 KG Carton weight: 26 LB 11.79 KG Carton volume: 13.5 FT³ 0.38 MT³		Stacks 5 high. Ergonomic features: M, N		RTA 00		1 per carton		CANADA certified		certified	

DESCRIPTION		MODEL# / FEATURES																																
	List price																																	
	MVL2809C	696																																
	Luxhide bonded leather or fabric (previously MVL2809CF)																																	
	<table><tr><th colspan="3">OVERALL DIMENSIONS</th><th colspan="3">SEAT DIMENSIONS</th><th colspan="2">BACK DIMENSIONS</th></tr><tr><th>W</th><th>D</th><th>H</th><th>W</th><th>D</th><th>H</th><th>W</th><th>H</th></tr><tr><td>IN 25.25</td><td>24</td><td>34.5</td><td>19.5</td><td>18</td><td>17.5</td><td>19</td><td>17</td></tr><tr><td>MM 641</td><td>610</td><td>876</td><td>495</td><td>457</td><td>445</td><td>483</td><td>432</td></tr></table>		OVERALL DIMENSIONS			SEAT DIMENSIONS			BACK DIMENSIONS		W	D	H	W	D	H	W	H	IN 25.25	24	34.5	19.5	18	17.5	19	17	MM 641	610	876	495	457	445	483	432
	OVERALL DIMENSIONS			SEAT DIMENSIONS			BACK DIMENSIONS																											
W	D	H	W	D	H	W	H																											
IN 25.25	24	34.5	19.5	18	17.5	19	17																											
MM 641	610	876	495	457	445	483	432																											
Unit weight: 20 LB 9.1 KG Carton weight: 26 LB 11.79 KG Carton volume: 13.5 FT³ 0.38 MT³																																		
Ergonomic features: M, N		RTA 00	1 per carton																															
	List price																																	
	MVL2809BSMU	855																																
	Luxhide bonded leather or fabric																																	
	<table><tr><th colspan="3">OVERALL DIMENSIONS</th><th colspan="3">SEAT DIMENSIONS</th><th colspan="2">BACK DIMENSIONS</th></tr><tr><th>W</th><th>D</th><th>H</th><th>W</th><th>D</th><th>H</th><th>W</th><th>H</th></tr><tr><td>IN 25</td><td>25.75</td><td>45</td><td>19.5</td><td>17.5</td><td>28.5</td><td>18.5</td><td>16.5</td></tr><tr><td>MM 635</td><td>654</td><td>1143</td><td>495</td><td>445</td><td>724</td><td>470</td><td>419</td></tr></table>		OVERALL DIMENSIONS			SEAT DIMENSIONS			BACK DIMENSIONS		W	D	H	W	D	H	W	H	IN 25	25.75	45	19.5	17.5	28.5	18.5	16.5	MM 635	654	1143	495	445	724	470	419
	OVERALL DIMENSIONS			SEAT DIMENSIONS			BACK DIMENSIONS																											
W	D	H	W	D	H	W	H																											
IN 25	25.75	45	19.5	17.5	28.5	18.5	16.5																											
MM 635	654	1143	495	445	724	470	419																											
Unit weight: 25.5 LB 11.6 KG Carton weight: 36 LB 16.33 KG Carton volume: 20 FT³ 0.56 MT³																																		
Ergonomic features: M, N		RTA 00	1 per carton																															
	List price																																	
	MVL2809BSUU	959																																
	Luxhide bonded leather or fabric																																	
	<table><tr><th colspan="3">OVERALL DIMENSIONS</th><th colspan="3">SEAT DIMENSIONS</th><th colspan="2">BACK DIMENSIONS</th></tr><tr><th>W</th><th>D</th><th>H</th><th>W</th><th>D</th><th>H</th><th>W</th><th>H</th></tr><tr><td>IN 25</td><td>25.75</td><td>45</td><td>19.5</td><td>18.5</td><td>28.5</td><td>18.5</td><td>16.5</td></tr><tr><td>MM 635</td><td>654</td><td>1143</td><td>495</td><td>470</td><td>724</td><td>470</td><td>419</td></tr></table>		OVERALL DIMENSIONS			SEAT DIMENSIONS			BACK DIMENSIONS		W	D	H	W	D	H	W	H	IN 25	25.75	45	19.5	18.5	28.5	18.5	16.5	MM 635	654	1143	495	470	724	470	419
	OVERALL DIMENSIONS			SEAT DIMENSIONS			BACK DIMENSIONS																											
W	D	H	W	D	H	W	H																											
IN 25	25.75	45	19.5	18.5	28.5	18.5	16.5																											
MM 635	654	1143	495	470	724	470	419																											
Unit weight: 25.5 LB 11.6 KG Carton weight: 36 LB 16.33 KG Carton volume: 20 FT³ 0.56 MT³																																		
Ergonomic features: M, N		RTA 00	1 per carton																															
	List price																																	
	MVL2811	886																																
	Luxhide bonded leather or fabric (previously MVL2811F)																																	
	<table><tr><th colspan="3">OVERALL DIMENSIONS</th><th colspan="3">SEAT DIMENSIONS</th><th colspan="2">BACK DIMENSIONS</th></tr><tr><th>W</th><th>D</th><th>H</th><th>W</th><th>D</th><th>H</th><th>W</th><th>H</th></tr><tr><td>IN 26</td><td>26.5</td><td>39.5</td><td>20</td><td>18.5</td><td>16.5-21.5</td><td>19.5</td><td>20.5</td></tr><tr><td>MM 660</td><td>673</td><td>1003</td><td>508</td><td>470</td><td>419-546</td><td>495</td><td>521</td></tr></table>		OVERALL DIMENSIONS			SEAT DIMENSIONS			BACK DIMENSIONS		W	D	H	W	D	H	W	H	IN 26	26.5	39.5	20	18.5	16.5-21.5	19.5	20.5	MM 660	673	1003	508	470	419-546	495	521
	OVERALL DIMENSIONS			SEAT DIMENSIONS			BACK DIMENSIONS																											
W	D	H	W	D	H	W	H																											
IN 26	26.5	39.5	20	18.5	16.5-21.5	19.5	20.5																											
MM 660	673	1003	508	470	419-546	495	521																											
Unit weight: 42 LB 19.1 KG Carton weight: 51 LB 23.13 KG Carton volume: 10.5 FT³ 0.29 MT³																																		
Ergonomic features: A, B, C, D, H, L, M, N		RTA 2	 1 per carton																															
	List price																																	
	MVL2813	959																																
	Luxhide bonded leather or fabric (previously MVL2813F)																																	
	<table><tr><th colspan="3">OVERALL DIMENSIONS</th><th colspan="3">SEAT DIMENSIONS</th><th colspan="2">BACK DIMENSIONS</th></tr><tr><th>W</th><th>D</th><th>H</th><th>W</th><th>D</th><th>H</th><th>W</th><th>H</th></tr><tr><td>IN 26</td><td>27</td><td>39.5</td><td>20</td><td>18.5</td><td>17.5-22.5</td><td>19.5</td><td>20</td></tr><tr><td>MM 660</td><td>686</td><td>1003</td><td>508</td><td>470</td><td>445-572</td><td>495</td><td>508</td></tr></table>		OVERALL DIMENSIONS			SEAT DIMENSIONS			BACK DIMENSIONS		W	D	H	W	D	H	W	H	IN 26	27	39.5	20	18.5	17.5-22.5	19.5	20	MM 660	686	1003	508	470	445-572	495	508
	OVERALL DIMENSIONS			SEAT DIMENSIONS			BACK DIMENSIONS																											
W	D	H	W	D	H	W	H																											
IN 26	27	39.5	20	18.5	17.5-22.5	19.5	20																											
MM 660	686	1003	508	470	445-572	495	508																											
Unit weight: 47 LB 21.4 KG Carton weight: 56 LB 25.4 KG Carton volume: 10.5 FT³ 0.29 MT³																																		
Ergonomic features: A, B, C, D, F, G, H, M, N, S		RTA 2	 1 per carton																															

DESCRIPTION		MODEL# / FEATURES	
	List price		
	MVL2814 Luxhide bonded leather or fabric (previously MVL2814F)		
Tilter, Uph Back and Seat Unit weight: 40 LB 18.2 KG Carton weight: 49 LB 22.23 KG Carton volume: 10.5 FT³ 0.29 MT³	Ergonomic features: A, B, C, D, E, H, M, N, S		
	List price		
	MVL2816 Luxhide bonded leather or fabric (previously MVL2816F)		
Task, Uph Back and Seat Unit weight: 32 LB 14.5 KG Carton weight: 41 LB 18.6 KG Carton volume: 10.5 FT³ 0.29 MT³	Ergonomic features: C, D, E, H, M, N		
	List price		
	MVL2817 Luxhide bonded leather or fabric (previously MVL2817F)		
Armless Height Adjustable, Uph Back and Seat Unit weight: 31 LB 14.1 KG Carton weight: 40 LB 18.14 KG Carton volume: 10.5 FT³ 0.29 MT³	Ergonomic features: C, D, M, N		
	List price		
	MVL2818 Luxhide bonded leather or fabric (previously MVL2818F)		
Height Adjustable w/Arms, Uph Back and Seat Unit weight: 37 LB 16.8 KG Carton weight: 46 LB 20.87 KG Carton volume: 10.5 FT³ 0.29 MT³	Ergonomic features: C, D, H, M, N		
	List price		
	MVL2819 Luxhide bonded leather or fabric (previously MVL2819F)		
Guest Chair, Uph Back and Seat Unit weight: 20 LB 9.1 KG Carton weight: 26 LB 11.79 KG Carton volume: 13.5 FT³ 0.38 MT³	Stacks 5 high.		
Back exterior upholstered in Jenny, Ebony (JN02).			
Ergonomic features: M, N			

DESCRIPTION		MODEL# / FEATURES																								
		List price																								
	MVL2819C Luxhide bonded leather or fabric (previously MVL2819CF)	790																								
		<table><tr><th colspan="3">OVERALL DIMENSIONS</th><th colspan="3">SEAT DIMENSIONS</th><th colspan="2">BACK DIMENSIONS</th></tr><tr><th>W</th><th>D</th><th>H</th><th>W</th><th>D</th><th>H</th><th>W</th><th>H</th></tr><tr><td>IN 25.25 MM 641</td><td>24 610</td><td>34.5 876</td><td>19.5 495</td><td>18 457</td><td>17.5 445</td><td>19 483</td><td>17 432</td></tr></table>	OVERALL DIMENSIONS			SEAT DIMENSIONS			BACK DIMENSIONS		W	D	H	W	D	H	W	H	IN 25.25 MM 641	24 610	34.5 876	19.5 495	18 457	17.5 445	19 483	17 432
	OVERALL DIMENSIONS			SEAT DIMENSIONS			BACK DIMENSIONS																			
W	D	H	W	D	H	W	H																			
IN 25.25 MM 641	24 610	34.5 876	19.5 495	18 457	17.5 445	19 483	17 432																			
Guest Chair w/Casters, Uph Back and Seat Unit weight: 20 LB 9.1 KG Carton weight: 26 LB 11.79 KG Carton volume: 13.5 FT³ 0.38 MT³	Back exterior upholstered in Jenny, Ebony (JN02). Ergonomic features: M, N	<div>RTA 00</div> <div>1 per carton</div> <div></div>																								
		List price																								
	MVL2821 Black mesh	930																								
		<table><tr><th colspan="3">OVERALL DIMENSIONS</th><th colspan="3">SEAT DIMENSIONS</th><th colspan="2">BACK DIMENSIONS</th></tr><tr><th>W</th><th>D</th><th>H</th><th>W</th><th>D</th><th>H</th><th>W</th><th>H</th></tr><tr><td>IN 26 MM 660</td><td>26.5 673</td><td>39.5 1003</td><td>20 508</td><td>18.5 470</td><td>16.5-21.5 419-546</td><td>19.5 495</td><td>20.5 521</td></tr></table>	OVERALL DIMENSIONS			SEAT DIMENSIONS			BACK DIMENSIONS		W	D	H	W	D	H	W	H	IN 26 MM 660	26.5 673	39.5 1003	20 508	18.5 470	16.5-21.5 419-546	19.5 495	20.5 521
	OVERALL DIMENSIONS			SEAT DIMENSIONS			BACK DIMENSIONS																			
W	D	H	W	D	H	W	H																			
IN 26 MM 660	26.5 673	39.5 1003	20 508	18.5 470	16.5-21.5 419-546	19.5 495	20.5 521																			
Synchro-Tilter, Mesh Back and Seat Unit weight: 42 LB 19.1 KG Carton weight: 51 LB 23.13 KG Carton volume: 10.5 FT³ 0.29 MT³	Ergonomic features: A, B, C, D, H, L, M	<div>RTA 2</div> <div><div>1 per carton</div><div></div></div>																								
		List price																								
	MVL2823 Black mesh	1001																								
		<table><tr><th colspan="3">OVERALL DIMENSIONS</th><th colspan="3">SEAT DIMENSIONS</th><th colspan="2">BACK DIMENSIONS</th></tr><tr><th>W</th><th>D</th><th>H</th><th>W</th><th>D</th><th>H</th><th>W</th><th>H</th></tr><tr><td>IN 26 MM 660</td><td>27 686</td><td>39.5 1003</td><td>20 508</td><td>18.5 470</td><td>17.5-22.5 445-572</td><td>19.5 495</td><td>20 508</td></tr></table>	OVERALL DIMENSIONS			SEAT DIMENSIONS			BACK DIMENSIONS		W	D	H	W	D	H	W	H	IN 26 MM 660	27 686	39.5 1003	20 508	18.5 470	17.5-22.5 445-572	19.5 495	20 508
	OVERALL DIMENSIONS			SEAT DIMENSIONS			BACK DIMENSIONS																			
W	D	H	W	D	H	W	H																			
IN 26 MM 660	27 686	39.5 1003	20 508	18.5 470	17.5-22.5 445-572	19.5 495	20 508																			
Multi-Tilter, Mesh Back and Seat Unit weight: 47 LB 21.4 KG Carton weight: 56 LB 25.4 KG Carton volume: 10.5 FT³ 0.29 MT³	Ergonomic features: A, B, C, D, F, G, H, M, S	<div>RTA 2</div> <div><div>1 per carton</div><div></div></div>																								
		List price																								
	MVL2824 Black mesh	893																								
		<table><tr><th colspan="3">OVERALL DIMENSIONS</th><th colspan="3">SEAT DIMENSIONS</th><th colspan="2">BACK DIMENSIONS</th></tr><tr><th>W</th><th>D</th><th>H</th><th>W</th><th>D</th><th>H</th><th>W</th><th>H</th></tr><tr><td>IN 26 MM 660</td><td>26.5 673</td><td>38.5 978</td><td>20 508</td><td>18.5 470</td><td>16.5-21.5 419-546</td><td>19.5 495</td><td>20.5 521</td></tr></table>	OVERALL DIMENSIONS			SEAT DIMENSIONS			BACK DIMENSIONS		W	D	H	W	D	H	W	H	IN 26 MM 660	26.5 673	38.5 978	20 508	18.5 470	16.5-21.5 419-546	19.5 495	20.5 521
	OVERALL DIMENSIONS			SEAT DIMENSIONS			BACK DIMENSIONS																			
W	D	H	W	D	H	W	H																			
IN 26 MM 660	26.5 673	38.5 978	20 508	18.5 470	16.5-21.5 419-546	19.5 495	20.5 521																			
Tilter, Mesh Back and Seat Unit weight: 40 LB 18.2 KG Carton weight: 49 LB 22.23 KG Carton volume: 10.5 FT³ 0.29 MT³	Ergonomic features: A, B, C, D, E, H, M, S	<div>RTA 2</div> <div><div>1 per carton</div><div></div></div>																								
		List price																								
	MVL2826 Black mesh	829																								
		<table><tr><th colspan="3">OVERALL DIMENSIONS</th><th colspan="3">SEAT DIMENSIONS</th><th colspan="2">BACK DIMENSIONS</th></tr><tr><th>W</th><th>D</th><th>H</th><th>W</th><th>D</th><th>H</th><th>W</th><th>H</th></tr><tr><td>IN 26 MM 660</td><td>26.5 673</td><td>37 940</td><td>20 508</td><td>18.5 470</td><td>16-21 406-533</td><td>19.5 495</td><td>20.5 521</td></tr></table>	OVERALL DIMENSIONS			SEAT DIMENSIONS			BACK DIMENSIONS		W	D	H	W	D	H	W	H	IN 26 MM 660	26.5 673	37 940	20 508	18.5 470	16-21 406-533	19.5 495	20.5 521
	OVERALL DIMENSIONS			SEAT DIMENSIONS			BACK DIMENSIONS																			
W	D	H	W	D	H	W	H																			
IN 26 MM 660	26.5 673	37 940	20 508	18.5 470	16-21 406-533	19.5 495	20.5 521																			
Task, Mesh Back and Seat Unit weight: 32 LB 14.5 KG Carton weight: 41 LB 18.6 KG Carton volume: 10.5 FT³ 0.29 MT³	Ergonomic features: C, D, E, H, M	<div>RTA 2</div> <div><div>1 per carton</div><div></div></div>																								
		List price																								
	MVL2827 Black mesh	927																								
		<table><tr><th colspan="3">OVERALL DIMENSIONS</th><th colspan="3">SEAT DIMENSIONS</th><th colspan="2">BACK DIMENSIONS</th></tr><tr><th>W</th><th>D</th><th>H</th><th>W</th><th>D</th><th>H</th><th>W</th><th>H</th></tr><tr><td>IN 20 MM 508</td><td>26.5 673</td><td>48 1219</td><td>20 508</td><td>18.5 470</td><td>23-33 584-838</td><td>19.5 495</td><td>20.5 521</td></tr></table>	OVERALL DIMENSIONS			SEAT DIMENSIONS			BACK DIMENSIONS		W	D	H	W	D	H	W	H	IN 20 MM 508	26.5 673	48 1219	20 508	18.5 470	23-33 584-838	19.5 495	20.5 521
	OVERALL DIMENSIONS			SEAT DIMENSIONS			BACK DIMENSIONS																			
W	D	H	W	D	H	W	H																			
IN 20 MM 508	26.5 673	48 1219	20 508	18.5 470	23-33 584-838	19.5 495	20.5 521																			
Armless Height Adjustable, Mesh Back and Seat Unit weight: 31 LB 14.1 KG Carton weight: 40 LB 18.14 KG Carton volume: 10.5 FT³ 0.29 MT³	Ergonomic features: C, D, M	<div>RTA 2</div> <div><div>1 per carton</div><div></div></div>																								

DESCRIPTION	MODEL# / FEATURES	
 Height Adjustable w/Arms, Mesh Back and Seat Unit weight: 37 LB 16.8 KG Carton weight: 46 LB 20.87 KG Carton volume: 10.5 FT³ 0.29 MT³	List price	
	MVL2828 Black mesh	
	1054	
	<div><div><div>OVERALL DIMENSIONS</div><div>W</div><div>D</div><div>H</div></div><div><div>IN</div><div>26</div></div><div><div>MM</div><div>660</div></div></div> <div><div><div>SEAT DIMENSIONS</div><div>W</div><div>D</div><div>H</div></div><div><div>20</div><div>18.5</div><div>23-33</div></div><div><div>508</div><div>470</div><div>584-838</div></div></div> <div><div><div>BACK DIMENSIONS</div><div>W</div><div>H</div></div><div><div>19.5</div><div>20.5</div></div><div><div>495</div><div>521</div></div></div>	
Ergonomic features: C, D, H, M	<div>RTA 2</div>	<div><div>courier</div><div></div></div> 1 per carton <div><div>ENGINEERED TESTED ASSEMBLED CANADA TESTE MONTÉ</div><div>GREENGUARD</div></div>
 Armless Guest Chair, Mesh Back and Uph Seat Unit weight: 19 LB 8.6 KG Carton weight: 25 LB 11.34 KG Carton volume: 13 FT³ 0.36 MT³	List price	
	MVL2831 Luxhide bonded leather or fabric (previously MVL2831F)	
	535	
	<div><div><div>OVERALL DIMENSIONS</div><div>W</div><div>D</div><div>H</div></div><div><div>IN</div><div>20</div></div><div><div>MM</div><div>508</div></div></div> <div><div><div>SEAT DIMENSIONS</div><div>W</div><div>D</div><div>H</div></div><div><div>19.5</div><div>18</div><div>17.5</div></div><div><div>495</div><div>457</div><div>445</div></div></div> <div><div><div>BACK DIMENSIONS</div><div>W</div><div>H</div></div><div><div>19</div><div>17</div></div><div><div>483</div><div>432</div></div></div>	
Stacks 5 high. Ergonomic features: M, N	<div>RTA 00</div>	1 per carton <div><div>CANADA TESTE MONTÉ</div><div>GREENGUARD</div></div>
 Armless Guest Chair w/Casters, Mesh Back and Uph Seat Unit weight: 19 LB 8.6 KG Carton weight: 25 LB 11.34 KG Carton volume: 13 FT³ 0.36 MT³	List price	
	MVL2831C Luxhide bonded leather or fabric (previously MVL2831CF)	
	657	
	<div><div><div>OVERALL DIMENSIONS</div><div>W</div><div>D</div><div>H</div></div><div><div>IN</div><div>20</div></div><div><div>MM</div><div>508</div></div></div> <div><div><div>SEAT DIMENSIONS</div><div>W</div><div>D</div><div>H</div></div><div><div>19.5</div><div>18</div><div>17.5</div></div><div><div>495</div><div>457</div><div>445</div></div></div> <div><div><div>BACK DIMENSIONS</div><div>W</div><div>H</div></div><div><div>19</div><div>17</div></div><div><div>483</div><div>432</div></div></div>	
Ergonomic features: M, N	<div>RTA 00</div>	1 per carton <div><div>CANADA TESTE MONTÉ</div><div>GREENGUARD</div></div>
 Armless Guest Bar Stool, Mesh Back and Uph Seat Unit weight: 24 LB 10.9 KG Carton weight: 34 LB 15.42 KG Carton volume: 15.75 FT³ 0.44 MT³	List price	
	MVL2831BSMU Luxhide bonded leather or fabric	
	812	
	<div><div><div>OVERALL DIMENSIONS</div><div>W</div><div>D</div><div>H</div></div><div><div>IN</div><div>20.75</div></div><div><div>MM</div><div>527</div></div></div> <div><div><div>SEAT DIMENSIONS</div><div>W</div><div>D</div><div>H</div></div><div><div>19.5</div><div>17.5</div><div>28.5</div></div><div><div>495</div><div>445</div><div>724</div></div></div> <div><div><div>BACK DIMENSIONS</div><div>W</div><div>H</div></div><div><div>18.5</div><div>16.5</div></div><div><div>470</div><div>419</div></div></div>	
Ergonomic features: M, N	<div>RTA 00</div>	1 per carton <div><div>CANADA TESTE MONTÉ</div><div>GREENGUARD</div></div>
 Armless Guest Bar Stool, Uph Back and Seat Unit weight: 24 LB 10.9 KG Carton weight: 34 LB 15.42 KG Carton volume: 15.75 FT³ 0.44 MT³	List price	
	MVL2831BSUU Luxhide bonded leather or fabric	
	917	
	<div><div><div>OVERALL DIMENSIONS</div><div>W</div><div>D</div><div>H</div></div><div><div>IN</div><div>20.75</div></div><div><div>MM</div><div>527</div></div></div> <div><div><div>SEAT DIMENSIONS</div><div>W</div><div>D</div><div>H</div></div><div><div>19.5</div><div>18.5</div><div>28.5</div></div><div><div>495</div><div>470</div><div>724</div></div></div> <div><div><div>BACK DIMENSIONS</div><div>W</div><div>H</div></div><div><div>18.5</div><div>16.5</div></div><div><div>470</div><div>419</div></div></div>	
Ergonomic features: M, N	<div>RTA 00</div>	1 per carton <div><div>CANADA TESTE MONTÉ</div><div>GREENGUARD</div></div>

DESCRIPTION		MODEL# / FEATURES																																									
	Armless Guest Chair, Uph Back and Seat Unit weight: 20 LB 9.1 KG Carton weight: 26 LB 11.79 KG Carton volume: 13 FT³ 0.36 MT³	List price																																									
		MVL2832 636 Luxhide bonded leather or fabric (previously MVL2832F)																																									
		Stacks 5 high.																																									
		<table><tr><th colspan="3">OVERALL DIMENSIONS</th><th colspan="3">SEAT DIMENSIONS</th><th colspan="2">BACK DIMENSIONS</th></tr><tr><th>W</th><th>D</th><th>H</th><th>W</th><th>D</th><th>H</th><th>W</th><th>H</th></tr><tr><td>IN 20</td><td>24</td><td>34.5</td><td>19.5</td><td>18</td><td>17.5</td><td>19</td><td>17</td></tr><tr><td>MM 508</td><td>610</td><td>876</td><td>495</td><td>457</td><td>445</td><td>483</td><td>432</td></tr></table>										OVERALL DIMENSIONS			SEAT DIMENSIONS			BACK DIMENSIONS		W	D	H	W	D	H	W	H	IN 20	24	34.5	19.5	18	17.5	19	17	MM 508	610	876	495	457	445	483	432
		OVERALL DIMENSIONS			SEAT DIMENSIONS			BACK DIMENSIONS																																			
W	D	H	W	D	H	W	H																																				
IN 20	24	34.5	19.5	18	17.5	19	17																																				
MM 508	610	876	495	457	445	483	432																																				
Back exterior upholstered in Jenny, Ebony (JN02).																																											
	Armless Guest Chair w/Casters, Uph Back and Seat Unit weight: 20 LB 9.1 KG Carton weight: 26 LB 11.79 KG Carton volume: 13 FT³ 0.36 MT³	List price																																									
		MVL2832C 749 Luxhide bonded leather or fabric (previously MVL2832CF)																																									
		<table><tr><th colspan="3">OVERALL DIMENSIONS</th><th colspan="3">SEAT DIMENSIONS</th><th colspan="2">BACK DIMENSIONS</th></tr><tr><th>W</th><th>D</th><th>H</th><th>W</th><th>D</th><th>H</th><th>W</th><th>H</th></tr><tr><td>IN 20</td><td>24</td><td>34.5</td><td>19.5</td><td>18</td><td>17.5</td><td>19</td><td>17</td></tr><tr><td>MM 508</td><td>610</td><td>876</td><td>495</td><td>457</td><td>445</td><td>483</td><td>432</td></tr></table>										OVERALL DIMENSIONS			SEAT DIMENSIONS			BACK DIMENSIONS		W	D	H	W	D	H	W	H	IN 20	24	34.5	19.5	18	17.5	19	17	MM 508	610	876	495	457	445	483	432
		OVERALL DIMENSIONS			SEAT DIMENSIONS			BACK DIMENSIONS																																			
		W	D	H	W	D	H	W	H																																		
IN 20	24	34.5	19.5	18	17.5	19	17																																				
MM 508	610	876	495	457	445	483	432																																				
Back exterior upholstered in Jenny, Ebony (JN02).																																											
Ergonomic features: M, N																																											
		RTA 00		1 per carton																																							

IONIC BENCHES



model MLUB-2

STANDARD FEATURES


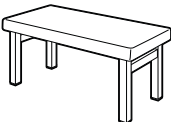
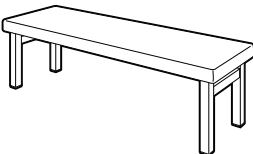
- Upholstered bench with signature H-legs and generous seating area in one, two and three seater options.
- Durable and ideal for open spaces and common areas.
- 2" thick fully upholstered cushions banded on all four sides.
- Cushion is secured to H-legs with T-nuts.
- Can be upholstered in all Global grade 1 seating textiles or in Luxhide bonded leather (see page 130).
- Shipped easy to assemble.
- Limited Lifetime Warranty (5-year exceptions apply - see page 134).
- Weight capacity for this series is 300 lbs.

LEG FINISHES

- Legs are painted in a durable Sandtex finish with low profile plastic glides. Available in the following finishes:
TBL Black
TDW Designer White
TTU Tungsten

ALTERNATE TEXTILE OPTIONS

- Graded-in textiles are available. No minimum quantities. Contact Customer Service for pricing.

DESCRIPTION		MODEL# / FEATURES																																												
 <p>One Seater Bench Unit weight: 19 LB 8.6 KG Carton weight: 24 LB 10.89 KG Carton volume: 3 FT³ 0.08 MT³</p>	List price																																													
	MLUB-1	649																																												
	<table><tr><th colspan="3">OVERALL DIMENSIONS</th><th colspan="3">SEAT DIMENSIONS</th><th colspan="2">BACK DIMENSIONS</th></tr><tr><th></th><th>W</th><th>D</th><th>H</th><th>W</th><th>D</th><th>H</th><th>W</th><th>H</th></tr><tr><td>IN</td><td>26.5</td><td>20.5</td><td>18</td><td>-</td><td>-</td><td>-</td><td>-</td><td>-</td></tr><tr><td>MM</td><td>673</td><td>521</td><td>457</td><td>-</td><td>-</td><td>-</td><td>-</td><td>-</td></tr><tr><td colspan="2">RTA 1</td><td colspan="2">courier</td><td colspan="2">1 cartons</td><td colspan="3">CANADA</td></tr></table>		OVERALL DIMENSIONS			SEAT DIMENSIONS			BACK DIMENSIONS			W	D	H	W	D	H	W	H	IN	26.5	20.5	18	-	-	-	-	-	MM	673	521	457	-	-	-	-	-	RTA 1		courier		1 cartons		CANADA		
	OVERALL DIMENSIONS			SEAT DIMENSIONS			BACK DIMENSIONS																																							
		W	D	H	W	D	H	W	H																																					
IN	26.5	20.5	18	-	-	-	-	-																																						
MM	673	521	457	-	-	-	-	-																																						
RTA 1		courier		1 cartons		CANADA																																								
List price																																														
MLUB-2	780																																													
 <p>Two Seater Bench Unit weight: 26 LB 11.8 KG Carton weight: 32 LB 14.51 KG Carton volume: 4 FT³ 0.11 MT³</p>	List price																																													
	MLUB-2	780																																												
	<table><tr><th colspan="3">OVERALL DIMENSIONS</th><th colspan="3">SEAT DIMENSIONS</th><th colspan="2">BACK DIMENSIONS</th></tr><tr><th></th><th>W</th><th>D</th><th>H</th><th>W</th><th>D</th><th>H</th><th>W</th><th>H</th></tr><tr><td>IN</td><td>42.5</td><td>20.5</td><td>18</td><td>-</td><td>-</td><td>-</td><td>-</td><td>-</td></tr><tr><td>MM</td><td>1080</td><td>521</td><td>457</td><td>-</td><td>-</td><td>-</td><td>-</td><td>-</td></tr><tr><td colspan="2">RTA 1</td><td colspan="2">courier</td><td colspan="2">1 cartons</td><td colspan="3">CANADA</td></tr></table>		OVERALL DIMENSIONS			SEAT DIMENSIONS			BACK DIMENSIONS			W	D	H	W	D	H	W	H	IN	42.5	20.5	18	-	-	-	-	-	MM	1080	521	457	-	-	-	-	-	RTA 1		courier		1 cartons		CANADA		
	OVERALL DIMENSIONS			SEAT DIMENSIONS			BACK DIMENSIONS																																							
		W	D	H	W	D	H	W	H																																					
IN	42.5	20.5	18	-	-	-	-	-																																						
MM	1080	521	457	-	-	-	-	-																																						
RTA 1		courier		1 cartons		CANADA																																								
List price																																														
MLUB-3	996																																													
 <p>Three Seater Bench Unit weight: 43 LB 19.5 KG Carton weight: 51 LB 23.13 KG Carton volume: 6 FT³ 0.16 MT³</p>	List price																																													
	MLUB-3	996																																												
	<table><tr><th colspan="3">OVERALL DIMENSIONS</th><th colspan="3">SEAT DIMENSIONS</th><th colspan="2">BACK DIMENSIONS</th></tr><tr><th></th><th>W</th><th>D</th><th>H</th><th>W</th><th>D</th><th>H</th><th>W</th><th>H</th></tr><tr><td>IN</td><td>63.5</td><td>20.5</td><td>18</td><td>-</td><td>-</td><td>-</td><td>-</td><td>-</td></tr><tr><td>MM</td><td>1613</td><td>521</td><td>457</td><td>-</td><td>-</td><td>-</td><td>-</td><td>-</td></tr><tr><td colspan="2">RTA 1</td><td colspan="2">courier</td><td colspan="2">1 cartons</td><td colspan="3">CANADA</td></tr></table>		OVERALL DIMENSIONS			SEAT DIMENSIONS			BACK DIMENSIONS			W	D	H	W	D	H	W	H	IN	63.5	20.5	18	-	-	-	-	-	MM	1613	521	457	-	-	-	-	-	RTA 1		courier		1 cartons		CANADA		
	OVERALL DIMENSIONS			SEAT DIMENSIONS			BACK DIMENSIONS																																							
		W	D	H	W	D	H	W	H																																					
IN	63.5	20.5	18	-	-	-	-	-																																						
MM	1613	521	457	-	-	-	-	-																																						
RTA 1		courier		1 cartons		CANADA																																								
List price																																														

JAVA



model OTG10902

STANDARD FEATURES

- Tilter chair with durable rear shroud.
- Flared fixed loop arms.
- Black frame and Black spider base.
- Dual wheel carpet casters (C65) are standard.
- Only available in Black mesh fabric (MS20) seat with contrasting Grey mesh back.
- Compliant with the emissions guidelines set by the GREENGUARD Environmental Institute.
- Limited Lifetime Warranty (2-year exceptions apply - see page 134).
- Weight capacity for this series is 300 lbs.

CHAIR ADJUSTMENTS

- Center tilt with upright position tilt lock.
- Tilt tension adjustment.
- Pneumatic seat height adjustment.

OPTIONAL FEATURES

- Hard surface flooring casters (**C65R**) can be purchased separately. Add \$96/set.

DESCRIPTION

MODEL# / FEATURES





High Back Tilter
Unit weight: 28 LB | 12.7 KG
Carton weight: 28 LB | 12.7 KG
Carton volume: 3.4 FT³ | 0.09 MT³

Ergonomic features:
A, B, C, M, N, S

List price

OTG10902

383

OVERALL DIMENSIONS				SEAT DIMENSIONS			BACK DIMENSIONS	
	W	D	H	W	D	H	W	H
IN	24	23	39	19.5	17	17-21	18	20
MM	610	584	991	495	432	432-533	457	508
<div><div>RTA 8</div><div> 1 per carton</div></div>				<div></div>				

KAYSEE *THIS MODEL IS CURRENTLY OUT OF STOCK*



model OTG12112B

STANDARD FEATURES




- Mesh high back tilter chair.
- Standard with height adjustable T-arms with self-skinned urethane (SSU) armcaps.
- Black base with dual wheel carpet casters (C1) are standard.
- Only available with Black Luxhide bonded leather seat and Black mesh back.
- Compliant with the emissions guidelines set by the GREENGUARD Environmental Institute.
- Limited Lifetime Warranty (2-year exceptions apply - see page 134).
- Weight capacity for this series is 300 lbs.

CHAIR ADJUSTMENTS

- Center tilt with upright position tilt lock.
- Tilt tension adjustment.
- Height adjustable flexible lumbar support.
- Pneumatic seat height adjustment.

OPTIONAL FEATURES

- Hard surface flooring casters (**C9R**) can be purchased separately. Add \$96/set.

DESCRIPTION		MODEL# / FEATURES								
		List price								
	OTG12112B	458								
		OVERALL DIMENSIONS			SEAT DIMENSIONS			BACK DIMENSIONS		
		W	D	H	W	D	H	W	H	
		IN MM	25 635	24 610	41 1041	20 508	18 457	16.5-20.5 419-521	18 457	22 559
High Back Tilter Unit weight: 40 LB 18.14 KG Carton weight: 40 LB 18.14 KG Carton volume: 4.1 FT³ 0.11 MT³		Ergonomic features: A, B, C, D, H, S, M, N								
		RTA 8		 courier		1 per carton				

KAZAN



model OTG11670B

STANDARD FEATURES





- Unique design by Zooey Chu.
- Comfortable multi-segmented cushions with deep padding.
- Double needle decorative stitch details.
- Fully upholstered arms.
- Dual wheel carpet casters (C65) are standard
- Seating surfaces are upholstered in Black Luxhide bonded leather.
- Compliant with the emissions guidelines set by the GREENGUARD Environmental Institute.
- Limited Lifetime Warranty (2-year exceptions apply - see page 134).
- Weight capacity for this series is 300 lbs.

CHAIR ADJUSTMENTS

- Center tilt with upright position tilt lock.
- Tilt tension adjustment.
- Pneumatic seat height adjustment.

OPTIONAL FEATURES

- Hard surface flooring casters (**C65R**) can be purchased separately. Add \$96/set.

DESCRIPTION		MODEL# / FEATURES									
		List price									
	OTG11670B	750									
		OVERALL DIMENSIONS			SEAT DIMENSIONS			BACK DIMENSIONS			
		W	D	H	W	D	H	W	H		
		IN	25.5	29.5	46	21.5	20	17-21	17.5	27.5	
		MM	648	749	1168	546	508	432-533	445	699	
High Back Tilter Unit weight: 60 LB 27.21 KG Carton weight: 60 LB 27.22 KG Carton volume: 8 FT³ 0.22 MT³		Ergonomic features: A, B, C, M, N, S									
		 RTA 8		 courier		1 per carton				 ergonomics	

KYLIE



model OTG11355C

STANDARD FEATURES

- Lightweight multi-purpose stacking chairs.
- Durable and easy to clean reinforced polypropylene.
- Stackable up to 4 high on floor.
- Stackable up to 8 high on dolly (OTG6756).
- Available in Cadet **(C)**, Grey **(G)** and White **(W)**.
- Integrated non-slip glides.
- Shipped assembled (3 in a carton).
- Compliant with the emissions guidelines set by the GREENGUARD Environmental Institute.
- Limited Lifetime Warranty (2-year exceptions apply - see page 134).
- Weight capacity for this series is 300 lbs.

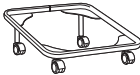
DESCRIPTION

MODEL# / FEATURES



Armless Stacking Chair
Unit weight: 11.67 LB | 5.29 KG
Carton weight: 11.67 LB | 5.29 KG
Carton volume: 11 FT³ | 0.31 MT

List price	
OTG11355C OTG11355G OTG11355W	250



Dolly
Unit weight: 10 LB | 4.5 KG
Carton weight: 11 LB | 4.99 KG
Carton volume: 2.4 FT³ | 0.06 MT

List price								
OTG6756		390						
OVERALL DIMENSIONS				SEAT DIMENSIONS			BACK DIMENSIONS	
	W	D	H	W	D	H	W	H
Stacks 8 high on dolly.	IN	20.75	23	9.25	-	-	-	-
	MM	527	584	235	-	-	-	-
RTA 00		1 per carton						

LITE-LIFT





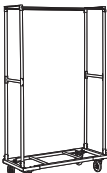

model OTG11674



STANDARD FEATURES

- Multi-purpose folding chair.
- Lightweight, durable, portable and easy to clean.
- Folds flat for compact storage.
- Molded plastic seat and back in Oyster Grey only.
- Strong steel frame in Charcoal colour with epoxy coating.
- Stackable up to 25 high on dolly (MVL2776). Chairs must be aligned in the same direction.
- Shipped fully assembled.
- Limited Lifetime Warranty (1-year exceptions apply - see page 134).
- Weight capacity for this series is 200 lbs.

For complementary Lite-Lift folding tables, see page 110.

DESCRIPTION		MODEL# / FEATURES							
		List price							
	OTG11674	493							
	OVERALL DIMENSIONS		SEAT DIMENSIONS			BACK DIMENSIONS			
		W	D	H	W	D	H	W	H
	IN	19	22	33.5	16	17	17.5	18.5	17
	MM	483	559	851	406	432	445	470	432
			RTA 00				1 carton (pricing is for the set, specifications are for one chair)		
		List price							
	MVL2776	544							
	OVERALL DIMENSIONS		SEAT DIMENSIONS			BACK DIMENSIONS			
		W	D	H	W	D	H	W	H
	IN	18.5	43.5	74.75	-	-	-	-	-
	MM	470	1105	1899	-	-	-	-	-
			RTA 8				1 per carton		
Dolly		Stacks OTG11674 chairs horizontally in the same direction, up to 25 high.							
Unit weight: 43 LB 19.5 KG									
Carton weight: 48 LB 21.77 KG									
Carton volume: 3.08 FT³ 0.08 MT³									

LUMI



model OTG11357

STANDARD FEATURES

- High transparency mesh back synchro-tilter chair.
- Features a contoured back frame and a thick seat cushion.
- Standard with height adjustable T-arms with sliding (depth) and rotating armcaps.
- Mesh back is available in Grey only.
- Dual wheel carpet casters (C1) are standard.
- Seating surfaces can be upholstered in all Global grade 1 seating textiles or in Luxhide bonded leather (see page 130).
- Compliant with the emissions guidelines set by the GREENGUARD Environmental Institute.
- Limited Lifetime Warranty (5-year exceptions apply - see page 134).
- Weight capacity for this series is 300 lbs.

CHAIR ADJUSTMENTS

- Synchro tilt with multi position tilt lock.
- Tilt tension adjustment.
- Pneumatic seat height adjustment.

OPTIONAL FEATURES

- Hard surface flooring casters (**C9R**) can be purchased separately. Add \$96/set.

DESCRIPTION

MODEL# / FEATURES



Synchro-Tilter, Mesh Back and Uph Seat




Unit weight: 32.5 LB | 14.8 KG
Carton weight: 37 LB | 16.78 KG
Carton volume: 4.6 FT³ | 0.13 MT³

Ergonomic features:
A, B, C, H, L, M, N, R

List price

OTG11357

583

OVERALL DIMENSIONS			SEAT DIMENSIONS			BACK DIMENSIONS		
	W	D	H	W	D	H	W	H
IN	25.75	24	38.75	19	18	17.75-21.75	18.5	19.5
MM	654	610	984	483	457	451-552	470	495
 RTA 8			 courier			1 per carton		
			 overseas					

M-TASK



model MVL2911

model MVL2914

STANDARD FEATURES

- Full function ergonomic seating. Canadian made.
- Slim profile with highly contoured back and waterfall seat front.
- Available with two different mechanism options: synchro-tilter and multi-tilter.
- Standard with height and width adjustable T-arms with durable self-skinned urethane (SSU) armcaps.
- Dual wheel carpet casters (C1) are standard.
- MVL2912 and MVL2914 feature a height and angle adjustable headrest.
- Seating surfaces can be upholstered in Luxhide bonded leather (various colours) or in all Global grade 1 seating textiles (see page 130).
- Compliant with the emissions guidelines set by the GREENGUARD Environmental Institute.
- Limited Lifetime Warranty (5-year exceptions apply - see page 134).
- Weight capacity for this series is 300 lbs.

CHAIR ADJUSTMENTS




- **Synchro-tilter chairs**
 - Synchro tilt with multi-position tilt lock.
 - Tilt tension adjustment.
 - Ratchet back height adjustment.
 - Pneumatic seat height adjustment.
- **Multi-tilter chairs**
 - Center tilt with infinite position tilt lock.
 - Tilt tension adjustment.
 - Independent back and seat angle adjustment.
 - Forward seat angle adjustment.
 - Ratchet back height adjustment.
 - Sliding seat depth adjustment.
 - Pneumatic seat height adjustment.

OPTIONAL FEATURES

- For hard surface flooring casters, please specify (C9R). Add \$21/set.

ALTERNATE TEXTILE OPTIONS

- Graded-in textiles are available. No minimum quantities. Contact Customer Service for pricing.
- Bantam is a durable, bleach cleanable (9:1) vinyl, but due to the stiff nature of the textile, this vinyl is prone to bunching and will not upholster as smoothly as other coverings in this series.

DESCRIPTION	MODEL# / FEATURES									
	List price									
	MVL2911		798							
	Luxhide bonded leather or fabric (previously MVL2911F)									
High Back Synchro-Tilter Unit weight: 44 LB 20 KG Carton weight: 56 LB 25.4 KG Carton volume: 10.5 FT³ 0.29 MT³	OVERALL DIMENSIONS			SEAT DIMENSIONS			BACK DIMENSIONS			
	W	D	H	W	D	H	W	H		
	IN 25	23	40.5	20.5	17.5	16.5-21.5	19	22		
	MM 635	584	1029	521	445	419-546	483	559		
	Ergonomic features: A, B, C, D, H, L, M, N, Q			courier RTA 2		1 per carton		CANADA GREENGUARD GREENGUARD		
	List price									
	MVL2912		911							
	Luxhide bonded leather or fabric (previously MVL2912F)									
Executive Back Synchro-Tilter w/Adj. Headrest Unit weight: 49 LB 22.3 KG Carton weight: 62 LB 28.12 KG Carton volume: 11 FT³ 0.31 MT³	OVERALL DIMENSIONS			SEAT DIMENSIONS			BACK DIMENSIONS			
	W	D	H	W	D	H	W	H		
	IN 25	23	48	20.5	17.5	16.5-21.5	19	29		
	MM 635	584	1219	521	445	419-546	483	737		
	Ergonomic features: A, B, C, D, H, L, M, N, Q			courier RTA 2		1 per carton		CANADA GREENGUARD GREENGUARD		
	List price									
	MVL2913		828							
	Luxhide bonded leather or fabric (previously MVL2913F)									
High Back Multi-Tilter Unit weight: 50 LB 22.7 KG Carton weight: 62 LB 28.12 KG Carton volume: 10.5 FT³ 0.29 MT³	OVERALL DIMENSIONS			SEAT DIMENSIONS			BACK DIMENSIONS			
	W	D	H	W	D	H	W	H		
	IN 25	24	41	20.5	18-21	17-22	19	22		
	MM 635	610	1041	521	457-533	432-559	483	559		
	Ergonomic features: A, B, C, D, E, F, G, H, M, N, Q, S			courier RTA 2		1 per carton		CANADA GREENGUARD GREENGUARD		

- Hard surface flooring casters (**C65R**) can be purchased separately. Add \$96/set.



Unit weight: 27.5 LB | 12.5 KG
Carton weight: 33 LB | 14.97 KG
Carton volume: 5.5 FT³ | 0.15 MT³

Ergonomic features:
A, B, C, M, N, S

RTA 8

courier

1 per carton





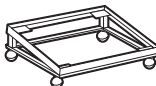
MINTO



model MVL2747

STANDARD FEATURES

- Multi-purpose stacking chairs. Canadian made.
- Fully upholstered seat and back.
- Four-legged round steel tube frame.
- Armchair has polypropylene armcaps.
- Stackable up to 5 high on floor or on optional dolly (MVL2749).
- Can be upholstered in all Global grade 1 seating textiles with the exception of Luxhide (see page 130).
- Compliant with the emissions guidelines set by the GREENGUARD Environmental Institute.
- Shipped fully assembled.
- Limited Lifetime Warranty (5-year exceptions apply - see page 134).
- Weight capacity for this series is 300 lbs.
- Bantam is a durable, bleach cleanable (9:1) vinyl, but due to the stiff nature of the textile, this vinyl is prone to bunching and will not upholster as smoothly as other coverings in this series.

DESCRIPTION		MODEL# / FEATURES	
 Low Back Stacking Armchair Unit weight: 15 LB 6.8 KG Carton weight: 18 LB 8.16 KG Carton volume: 12.75 FT³ 0.36 MT³	List price		
	MVL2747	256	
 Armless Low Back Stacking Chair Unit weight: 14 LB 6.4 KG Carton weight: 17 LB 7.71 KG Carton volume: 11.25 FT³ 0.31 MT³	List price		
	MVL2748	199	
 Dolly Unit weight: 13 LB 5.9 KG Carton weight: 16 LB 7.26 KG Carton volume: 3.8 FT³ 0.1 MT³	List price		
	MVL2749	279	

MVL FILE BUDDY



model MVL1105

STANDARD FEATURES

- Swivel stool ideal for filing and any mobile desk.
- Five-legged injection molded base available in Black only
- Dual wheel carpet casters (C65) are standard.
- 13.5" diameter seat upholstered in Black vinyl (70).
- Compliant with the emissions guidelines set by the GREENGUARD Environmental Institute.
- Limited Lifetime Warranty (5-year exceptions apply - see page 134).
- Weight capacity for this series is 300 lbs.

CHAIR ADJUSTMENTS

- Pneumatic seat height adjustment.

OPTIONAL FEATURES

- For hard surface flooring casters, please specify (C65R). Add \$21/set.

DESCRIPTION




MODEL# / FEATURES



Swivel Stool - 5" Pneumatic, 20" Base

Unit weight: 11 LB | 5 KG
Carton weight: 14 LB | 6.35 KG
Carton volume: 2.5 FT³ | 0.07 MT³

Ergonomic feature:
C

List price								
284								
OVERALL DIMENSIONS				SEAT DIMENSIONS			BACK DIMENSIONS	
	W	D	H	W	D	H	W	H
IN	13.5	13.5	18.5	13.5	-	16.5-21.5	-	-
MM	343	343	470	343	-	419-546	-	-
				1 per carton				

OVERTIME



model MVL2756

STANDARD FEATURES

- Canadian made, full function ergonomic chair designed to promote good posture and provide comfort for long-term sitting.
- High comfort seat made from variable density seat foams and a memory foam top.
- Standard with height and width adjustable T-arms with durable self-skinned urethane (SSU) armcaps.
- Dual wheel carpet casters (C65) are standard.
- Seating surfaces can be upholstered in Luxhide bonded leather, in various colours or in all Global grade 1 seating textiles (see page 130).
- Compliant with the emissions guidelines set by the GREENGUARD Environmental Institute.
- Limited Lifetime Warranty (5-year exceptions apply - see page 134).
- Weight capacity for this series is 300 lbs.

CHAIR ADJUSTMENTS

- Multi-tilter mechanism with infinite position tilt lock.
- Infinite position back and seat angle adjustments, including forward tilt.
- Ratchet back height adjustment.
- Pneumatic seat height adjustment.

OPTIONAL FEATURES

- For hard surface flooring casters, please specify **(C65R)**. Add \$21/set.
- For optional sliding seat depth adjustment, please specify **(MD)**. Add \$32.

ALTERNATE TEXTILE OPTIONS

- Graded-in textiles are available. No minimum quantities. Contact Customer Service for pricing.

<

OVERTIME 350



model MVL13040

STANDARD FEATURES

- Canadian made, specifically intended for users of above average height and/or weight. Not intended for average size users.
- High comfort seat made from variable density seat foams and a memory foam top.
- Standard with height and width adjustable T-arms with sliding, rotating and lockable armcaps.
- Width adjustable arm extensions are standard.
- Dual wheel carpet casters (C65) are standard.
- Seating surfaces can be upholstered in Luxhide bonded leather, in various colours or in all Global grade 1 seating textiles (see page 130).
- Compliant with the emissions guidelines set by the GREENGUARD Environmental Institute.
- Limited Lifetime Warranty (5-year exceptions apply - see page 134).
- Weight capacity for this series is 350 lbs.

CHAIR ADJUSTMENTS

- Multi-tilter mechanism with infinite position tilt lock.
- Infinite position back and seat angle adjustments, including forward tilt.
- Ratchet back height adjustment.
- Pneumatic seat height adjustment.
- Seat depth adjustment.

OPTIONAL FEATURES

- For hard surface flooring casters, please specify **(C65R)**. Add \$21/set.

ALTERNATE TEXTILE OPTIONS

- Graded-in textiles are available. No minimum quantities. Contact Customer Service for pricing.

OVERTIME 350M



model MVL13090

STANDARD FEATURES

- Canadian made, specifically intended for users of above average height and/or weight. Not intended for average size users.
- High comfort seat made from Ultracell high density, highly resilient foam.
- Breathable mesh back.
- Standard with height and width adjustable T-arms with sliding, rotating and lockable armcaps.
- Dual wheel carpet casters (C65) are standard.
- Seating surfaces can be upholstered in Luxhide bonded leather, in various colours or in all Global grade 1 seating textiles (see page 130).
- Mesh back available in Black only.
- Compliant with the emissions guidelines set by the GREENGUARD Environmental Institute.
- Limited Lifetime Warranty (5-year exceptions apply - see page 134).
- Weight capacity for this series is 350 lbs.

CHAIR ADJUSTMENTS

- Multi-tilter mechanism with infinite position tilt lock.
- Infinite position back and seat angle adjustments, including forward tilt.
- Adjustable lumbar support.
- Pneumatic seat height adjustment.
- Seat depth adjustment.

OPTIONAL FEATURES

- For hard surface flooring casters, please specify (C65R). Add \$21/set.

ALTERNATE TEXTILE OPTIONS



- Graded-in textiles are available (seat only). No minimum quantities. Contact Customer Service for pricing.

DESCRIPTION

MODEL# / FEATURES



Mesh High Back Heavy Duty Multi-Tilter
Unit weight: 54 LB | 24.5 KG
Carton weight: 66 LB | 29.94 KG
Carton volume: 11.75 FT³ | 0.33 MT³

List price								
MVL13090	956							
Luxhide bonded leather or fabric								
OVERALL DIMENSIONS				SEAT DIMENSIONS			BACK DIMENSIONS	
	W	D	H	W	D	H	W	H
IN	26.5	23.5	43.5	21	17-20	18-22	20	23.5
MM	673	597	1105	533	432-508	457-559	508	597
Ergonomic features:		RTA 2		1 per carton		 		
A, B, C, D, E, F, G, H, M, N, Q, R, S								

OVERTIME 350S



model MVL13048

STANDARD FEATURES

- Canadian made, specifically intended for users of above average height and/or weight. Not intended for average size users.
- High comfort seat made from Ultracell high density, highly resilient foam.
- Back features side cut-outs to allow space for holsters or utility belt items.
- Standard with height and width adjustable T-arms with sliding, rotating and lockable armcaps.
- Dual wheel carpet casters (C10) are standard.
- Seating surfaces can be upholstered in Luxhide bonded leather, in various colours or in all Global grade 1 seating textiles (see page 130).
- Compliant with the emissions guidelines set by the GREENGUARD Environmental Institute.
- Limited Lifetime Warranty (5-year exceptions apply - see page 134).
- Weight capacity for this series is 350 lbs.

CHAIR ADJUSTMENTS







- Infinite position back and seat angle adjustments, including forward tilt.
- Ratchet back height adjustment.
- Pneumatic seat height adjustment.
- Seat depth adjustment.

OPTIONAL FEATURES

- For hard surface flooring casters, please specify (C10R). Add \$20/set.

ALTERNATE TEXTILE OPTIONS

- Graded-in textiles are available. No minimum quantities. Contact Customer Service for pricing.

DESCRIPTION		MODEL# / FEATURES							
	MVL13048 Luxhide bonded leather or fabric	List price	956						
Heavy Duty Security Multi-Tilter Unit weight: 56 LB 25.5 KG Carton weight: 63 LB 28.58 KG Carton volume: 13 FT³ 0.36 MT³	Ergonomic features: A, C, D, E, G, H, M, N, Q, R	OVERALL DIMENSIONS			SEAT DIMENSIONS			BACK DIMENSIONS	
		W	D	H	W	D	H	W	H
		IN 27.5	25	41	22	18.5-21.5	18.5-22.5	21	19.5-22
		MM 699	635	1041	559	470-546	470-572	533	495-559
		RTA 2		1 per carton					
	MVL13049 Luxhide bonded leather or fabric	List price	840						
		OVERALL DIMENSIONS			SEAT DIMENSIONS			BACK DIMENSIONS	
		W	D	H	W	D	H	W	H
		IN 22	25	41	22	18.5-21.5	18.5-22.5	21	19.5-22
		MM 559	635	1041	559	470-546	470-572	533	495-559
		RTA 2		1 per carton					

PACER



model OTG11686

STANDARD FEATURES

- Mesh back synchro-tilter chair.
- Unique back shroud and base design detailed with Tungsten accents.
- Standard with height adjustable T-arms with polyurethane armcaps.
- Dual wheel carpet casters (C65) are standard.
- Mesh back is available in Black only.
- Seating surfaces can be upholstered in all Global grade 1 seating textiles with the exception of Luxhide (see page 130).
- Compliant with the emissions guidelines set by the GREENGUARD Environmental Institute.
- Limited Lifetime Warranty (5-year exceptions apply - see page 134).
- Weight capacity for this series is 300 lbs.

CHAIR ADJUSTMENTS

- Synchro tilt with infinite position tilt lock.
- Tilt tension adjustment.
- Pneumatic seat height adjustment.

OPTIONAL FEATURES

- Hard surface flooring casters (**C65R**) can be purchased separately. Add \$96/set.
- Bantam is a durable, bleach cleanable (9:1) vinyl, but due to the stiff nature of the textile, this vinyl is prone to bunching and will not upholster as smoothly as other coverings in this series.

DESCRIPTION

MODEL# / FEATURES



Medium Back Synchro-Tilter, Mesh Back and Uph Seat
Unit weight: 40 LB | 18.2 KG
Carton weight: 44 LB | 19.96 KG
Carton volume: 4 FT³ | 0.11 MT³

Ergonomic features:
A, B, C, H, L, M, N

List price									
OTG11686		638							
OVERALL DIMENSIONS			SEAT DIMENSIONS			BACK DIMENSIONS			
	W	D	H	W	D	H	W	H	
IN	25.5	24.5	36.5	20	19	16-20	19	18	
MM	648	622	927	508	483	406-508	483	457	
<div>RTA 8</div> <div>courier</div> <div>1 per carton</div> <div>ENGINEERED TESTED ASSEMBLED CANOPO TESTE MONTÉ</div> <div>GREENGUARD</div>									

PACIFIC



model MVL11870

STANDARD FEATURES

- High back management chair. Canadian made.
- Plush cushions and upholstered padded armcaps.
- Dual wheel carpet casters (C65) are standard.
- Seating surfaces are upholstered in Luxhide bonded leather, in various colours (see page 130).
- Compliant with the emissions guidelines set by the GREENGUARD Environmental Institute.
- Limited Lifetime Warranty (5-year exceptions apply - see page 134).
- Weight capacity for this series is 300 lbs.

CHAIR ADJUSTMENTS

- Center tilt with upright position tilt lock.
- Tilt tension adjustment.
- Pneumatic seat height adjustment.

OPTIONAL FEATURES

- For hard surface flooring casters, please specify (**C65R**). Add \$21/set.

DESCRIPTION

MODEL# / FEATURES



High Back Tilter
Unit weight: 41 LB | 18.6 KG
Carton weight: 47 LB | 21.32 KG
Carton volume: 9.5 FT³ | 0.26 MT³

Ergonomic features:
A, B, C, M, N, S

List price									
MVL11870		612							
OVERALL DIMENSIONS			SEAT DIMENSIONS			BACK DIMENSIONS			
	W	D	H	W	D	H	W	H	
IN	25.5	28.5	44.5	21.5	18.5	16.5-21.5	21.5	25.5	
MM	648	724	1130	546	470	419-546	546	648	
<div>RTA 8</div> <div>1 per carton</div> <div>CANADA ENGINEERED TESTED</div> <div>GREENGUARD</div>									

PART-TIME



model MVL2836



model MVL2847

STANDARD FEATURES




- Canadian made, value priced, general office seating.
- Available with two different mechanism options: task or posture task.
- Contoured cushions and waterfall seat edge.
- Standard with height adjustable T-arms with self-skinned urethane (SSU) armcaps (except armless models).
- Dual wheel carpet casters (C65) are standard.
- Can be upholstered in all Global grade 1 seating textiles with the exception of Luxhide (see page 130).
- Compliant with the emissions guidelines set by the GREENGUARD Environmental Institute.
- Limited Lifetime Warranty (5-year exceptions apply - see page 134).
- Weight capacity for this series is 300 lbs.

CHAIR ADJUSTMENTS

- **Task chairs**
 - Infinite position back angle adjustment.
 - Seat depth adjustment.
 - Pneumatic seat height adjustment.
- **Posture task chairs**
 - Infinite position back angle adjustment.
 - Manual back height adjustment.
 - Pneumatic seat height adjustment.

OPTIONAL FEATURES

- For hard surface flooring casters, please specify (**C65R**). Add \$21/set.
- Bantam is a durable, bleach cleanable (9:1) vinyl, but due to the stiff nature of the textile, this vinyl is prone to bunching and will not upholster as smoothly as other coverings in this series.

DESCRIPTION	MODEL# / FEATURES									
 Armless Task Unit weight: 27 LB 12.3 KG Carton weight: 33 LB 14.97 KG Carton volume: 6.5 FT³ 0.18 MT³	List price									
	MVL2836 Fabric (previously MVL2836F)									
	315									
	List price									
	MVL2837 Fabric (previously MVL2837F)									
	369									
 Armless Posture Task Unit weight: 31 LB 14.1 KG Carton weight: 37 LB 16.78 KG Carton volume: 6.5 FT³ 0.18 MT³	List price									
	MVL2846 Fabric (previously MVL2846F)									
	398									
 Task w/Arms Unit weight: 33 LB 15 KG Carton weight: 39 LB 17.69 KG Carton volume: 7 FT³ 0.19 MT³	List price									
	MVL2847 Fabric (previously MVL2847F)									
	453									

PETRA



model OTG11320B

STANDARD FEATURES

- Breathable mesh back.
- Standard with height adjustable T-arms with self-skinned urethane (SSU) armcaps.
- Scuff resistant base.
- Dual wheel carpet casters (C65) are standard.
- Only available in Black mesh fabric (MS20) seat with a Black mesh back.
- Compliant with the emissions guidelines set by the GREENGUARD Environmental Institute.
- Limited Lifetime Warranty (2-year exceptions apply - see page 134).
- Weight capacity for this series is 300 lbs.

CHAIR ADJUSTMENTS

- Center tilt with upright position tilt lock.
- Tilt tension adjustment.
- Pneumatic seat height adjustment.

OPTIONAL FEATURES

- Hard surface flooring casters (**C65R**) can be purchased separately. Add \$96/set.




DESCRIPTION



Mesh Back Tilter

Unit weight: 36.45 LB | 16.53 KG
Carton weight: 36.45 LB | 16.53 KG
Carton volume: 4.7 FT³ | 0.13 MT³

MODEL# / FEATURES

List price								
OTG11320B	494							
OVERALL DIMENSIONS				SEAT DIMENSIONS			BACK DIMENSIONS	
	W	D	H	W	D	H	W	H
IN	24	23	39.5	20	17.5	18-22	18.5	18.5
MM	610	584	1003	508	445	457-559	470	470
Ergonomic features:								
A, B, C, H, M, N, S			 RTA 8	 courier	1 per carton		 GREENGUARD	

PLAN



model OTG13072

STANDARD FEATURES

- Upholstered seat and Black cellular mesh back.
- Height adjustable lumbar support.
- Available with three arm options - armless, fixed arms, and height adjustable arms with soft self-skinned urethane (SSU) armcaps.
- Dual wheel carpet casters (C1) are standard.
- Seats can be upholstered in Luxhide bonded leather (various colours) or in all Global grade 1 seating textiles (see page 130).
- Limited Lifetime Warranty (5-year exceptions apply - see page 134).
- Weight capacity for this series is 300 lbs.

CHAIR ADJUSTMENTS














- Synchro tilter mechanism with upright position tilt lock.
- Tilt tension adjustment.
- Pneumatic seat height adjustment.

OPTIONAL FEATURES

- Hard surface flooring casters (**C65R**) can be purchased separately. Add \$96/set.
- Arm sets can be purchased separately.

ALTERNATE TEXTILE OPTIONS

- Graded-in Textiles are available (seat only). No minimum quantities. Contact Customer Service for pricing.

DESCRIPTION		MODEL# / FEATURES																																										
 Armless Synchro-Tilter, Mesh High Back and Uph Seat Unit weight: 25 LB 11.4 KG Carton weight: 32 LB 14.51 KG Carton volume: 6.5 FT³ 0.18 MT³	OTG13070	List price																																										
		515																																										
		<table><tr><th colspan="3">OVERALL DIMENSIONS</th><th colspan="3">SEAT DIMENSIONS</th><th colspan="2">BACK DIMENSIONS</th></tr><tr><th></th><th>W</th><th>D</th><th>H</th><th>W</th><th>D</th><th>H</th><th>W</th><th>H</th></tr><tr><td>IN</td><td>19</td><td>22</td><td>38</td><td>19</td><td>17</td><td>16.5-20.5</td><td>17.5</td><td>20</td></tr><tr><td>MM</td><td>483</td><td>559</td><td>965</td><td>483</td><td>432</td><td>419-521</td><td>445</td><td>508</td></tr></table>								OVERALL DIMENSIONS			SEAT DIMENSIONS			BACK DIMENSIONS			W	D	H	W	D	H	W	H	IN	19	22	38	19	17	16.5-20.5	17.5	20	MM	483	559	965	483	432	419-521	445	508
		OVERALL DIMENSIONS			SEAT DIMENSIONS			BACK DIMENSIONS																																				
			W	D	H	W	D	H	W	H																																		
IN	19	22	38	19	17	16.5-20.5	17.5	20																																				
MM	483	559	965	483	432	419-521	445	508																																				
Ergonomic features: A, B, C, D, L, M, N																																												
<div><div>RTA 8</div><div> 1 per carton</div><div></div></div>																																												
 Synchro-Tilter, Mesh High Back and Uph Seat w/Fixed Arms Unit weight: 31 LB 14.1 KG Carton weight: 41 LB 18.6 KG Carton volume: 6.5 FT³ 0.18 MT³	OTG13071	List price																																										
		582																																										
		<table><tr><th colspan="3">OVERALL DIMENSIONS</th><th colspan="3">SEAT DIMENSIONS</th><th colspan="2">BACK DIMENSIONS</th></tr><tr><th></th><th>W</th><th>D</th><th>H</th><th>W</th><th>D</th><th>H</th><th>W</th><th>H</th></tr><tr><td>IN</td><td>25</td><td>22</td><td>38</td><td>19</td><td>17</td><td>16.5-20.5</td><td>17.5</td><td>20</td></tr><tr><td>MM</td><td>635</td><td>559</td><td>965</td><td>483</td><td>432</td><td>419-521</td><td>445</td><td>508</td></tr></table>								OVERALL DIMENSIONS			SEAT DIMENSIONS			BACK DIMENSIONS			W	D	H	W	D	H	W	H	IN	25	22	38	19	17	16.5-20.5	17.5	20	MM	635	559	965	483	432	419-521	445	508
		OVERALL DIMENSIONS			SEAT DIMENSIONS			BACK DIMENSIONS																																				
			W	D	H	W	D	H	W	H																																		
IN	25	22	38	19	17	16.5-20.5	17.5	20																																				
MM	635	559	965	483	432	419-521	445	508																																				
Ergonomic features: A, B, C, D, L, M, N																																												
<div><div>RTA 2</div><div> 1 per carton</div><div></div></div>																																												
 Synchro-Tilter, Mesh High Back and Uph Seat w/Arms Unit weight: 31 LB 14.1 KG Carton weight: 41 LB 18.6 KG Carton volume: 6.5 FT³ 0.18 MT³	OTG13072	List price																																										
		651																																										
		<table><tr><th colspan="3">OVERALL DIMENSIONS</th><th colspan="3">SEAT DIMENSIONS</th><th colspan="2">BACK DIMENSIONS</th></tr><tr><th></th><th>W</th><th>D</th><th>H</th><th>W</th><th>D</th><th>H</th><th>W</th><th>H</th></tr><tr><td>IN</td><td>25</td><td>22</td><td>38</td><td>19</td><td>17</td><td>16.5-20.5</td><td>17.5</td><td>20</td></tr><tr><td>MM</td><td>635</td><td>559</td><td>965</td><td>483</td><td>432</td><td>419-521</td><td>445</td><td>508</td></tr></table>								OVERALL DIMENSIONS			SEAT DIMENSIONS			BACK DIMENSIONS			W	D	H	W	D	H	W	H	IN	25	22	38	19	17	16.5-20.5	17.5	20	MM	635	559	965	483	432	419-521	445	508
		OVERALL DIMENSIONS			SEAT DIMENSIONS			BACK DIMENSIONS																																				
			W	D	H	W	D	H	W	H																																		
IN	25	22	38	19	17	16.5-20.5	17.5	20																																				
MM	635	559	965	483	432	419-521	445	508																																				
Ergonomic features: A, B, C, D, H, L, M, N																																												
<div><div>RTA 2</div><div> 1 per carton</div><div></div></div>																																												
 Fixed T-Arms - 1 pair Unit weight: 4 LB 1.8 KG Carton weight: 7.5 LB 3.4 KG Carton volume: 0.6 FT³ 0.01 MT³	OTG13073	List price																																										
		69																																										
		<table><tr><th colspan="3">OVERALL DIMENSIONS</th><th colspan="5"></th></tr><tr><th></th><th>W</th><th>D</th><th>H</th><th colspan="5"></th></tr><tr><td>IN</td><td>3</td><td>10</td><td>11</td><td colspan="5"></td></tr><tr><td>MM</td><td>76</td><td>254</td><td>279</td><td colspan="5"></td></tr></table>								OVERALL DIMENSIONS									W	D	H						IN	3	10	11						MM	76	254	279					
		OVERALL DIMENSIONS																																										
			W	D	H																																							
IN	3	10	11																																									
MM	76	254	279																																									
<div><div>RTA 00</div><div> 1 pair per carton (pricing is for the pair, specifications are for one arm)</div></div>																																												
 Height Adjustable T-Arms - 1 pair Unit weight: 5 LB 2.3 KG Carton weight: 8 LB 3.63 KG Carton volume: 0.6 FT³ 0.01 MT³	OTG13074	List price																																										
		135																																										
		<table><tr><th colspan="3">OVERALL DIMENSIONS</th><th colspan="5"></th></tr><tr><th></th><th>W</th><th>D</th><th>H</th><th colspan="5"></th></tr><tr><td>IN</td><td>3.5</td><td>9.5</td><td>11.5</td><td colspan="5"></td></tr><tr><td>MM</td><td>89</td><td>241</td><td>292</td><td colspan="5"></td></tr></table>								OVERALL DIMENSIONS									W	D	H						IN	3.5	9.5	11.5						MM	89	241	292					
		OVERALL DIMENSIONS																																										
			W	D	H																																							
IN	3.5	9.5	11.5																																									
MM	89	241	292																																									
<div><div>RTA 00</div><div> 1 pair per carton (pricing is for the pair, specifications are for one arm)</div></div>																																												

SAFARI



model OTG13026

STANDARD FEATURES

- Mesh back tilter chair.
- Compact design suitable for average to petite size individuals.
- Contoured Black mesh back with lumbar strap provides excellent support.
- Fixed loop arms.
- Black base with dual wheel carpet casters (C1) is standard.
- Seat can be upholstered in all Global grade 1 seating textiles or in Luxhide bonded leather (see page 130).
- Compliant with the emissions guidelines set by the GREENGUARD Environmental Institute.
- Limited Lifetime Warranty (5-year exceptions apply - see page 134).
- Weight capacity for this series is 300 lbs.

CHAIR ADJUSTMENTS

- Center tilt with upright position tilt lock.
- Tilt tension adjustment.
- Pneumatic seat height adjustment.

OPTIONAL FEATURES

- Hard surface flooring casters (**C9R**) can be purchased separately. Add \$96/set.

ALTERNATE TEXTILE OPTIONS

- Graded-in textiles are available (seat only). No minimum quantities. Contact Customer Service for pricing.

DESCRIPTION

MODEL# / FEATURES





Medium Mesh Back Tilter
Unit weight: 27 LB | 12.3 KG
Carton weight: 32 LB | 14.51 KG
Carton volume: 4.5 FT³ | 0.12 MT³

Ergonomic features:
A, B, C, M, N, S

List price

OTG13026

429

OVERALL DIMENSIONS				SEAT DIMENSIONS			BACK DIMENSIONS	
	W	D	H	W	D	H	W	H
IN	23	23.5	40	19	17	18.25-22.25	19	19
MM	584	597	991	483	432	464-565	483	483
<div><div>RTA 8</div><div> 1 per carton</div></div>				<div></div>				

SIX 13



model OTG11613B

STANDARD FEATURES

- A value priced multi-tilter chair with many ergonomic features.
- Standard with height adjustable T-arms with self-skinned urethane (SSU) armcaps.
- Dual wheel carpet casters (C65) are standard.
- Upholstered in Black, Quilt (QL10) only.
- Compliant with the emissions guidelines set by the GREENGUARD Environmental Institute.
- Limited Lifetime Warranty (2-year exceptions apply - see page 134).
- Weight capacity for this series is 300 lbs.

CHAIR ADJUSTMENTS

- Multi-Center tilt with infinite position tilt lock.
- Infinite position back and seat angle adjustments.
- Concealed ratchet back height adjustment.
- Pneumatic seat height adjustment.

OPTIONAL FEATURES

- Hard surface flooring casters (**C65R**) can be purchased separately. Add \$96/set.

DESCRIPTION

MODEL# / FEATURES



Medium Back Multi-Tilter
Unit weight: 41 LB | 18.59 KG
Carton weight: 41 LB | 18.6 KG
Carton volume: 5.77 FT³ | 0.16 MT³

Ergonomic features:
A, B, C, D, G, H, M, N, S

List price

OTG11613B

585

OVERALL DIMENSIONS				SEAT DIMENSIONS			BACK DIMENSIONS	
	W	D	H	W	D	H	W	H
IN	25.5	24	39	21	18.5	17.5-22.5	20.5	17.5-19
MM	648	610	991	533	470	445-572	521	445-483
<div><div>RTA 8</div><div><div><div></div><div>courier</div></div><div>1 per carton</div></div></div>				<div><div><div></div><div>GREENGUARD</div></div></div>				

SIX 31



model OTG11631B

STANDARD FEATURES



- A great general purpose office chair.
- Contoured seat and back with thick cushions.
- Standard with height adjustable T-arms with self-skinned urethane (SSU) armcaps.
- Dual wheel carpet casters (C65) are standard.
- OTG11531B and OTG11631B are upholstered in Black, Quilt (QL10)
- Compliant with the emissions guidelines set by the GREENGUARD Environmental Institute.
- Limited Lifetime Warranty (2-year exceptions apply - see page 134).
- Weight capacity for this series is 300 lbs.

CHAIR ADJUSTMENTS

- **Multi-tilter chair**
 - Center tilt with infinite position tilt lock.
 - Tilt tension adjustment.
 - Independent back and seat angle adjustments.
 - Internal ratchet back height adjustment.
 - Seat depth adjustment.
 - Pneumatic seat height adjustment.
- **Operator chairs**
 - Center tilt with infinite position tilt lock.
 - Tilt tension adjustment.
 - Independent back and seat angle adjustments
 - Back height adjustment.
 - Pneumatic seat height adjustment.

OPTIONAL FEATURES

- Hard surface flooring casters (**C65R**) can be purchased separately. Add \$96/set.

DESCRIPTION	MODEL# / FEATURES										
 Medium Back Multi-Tilter Unit weight: 65 LB 29.48 KG Carton weight: 65 LB 29.48 KG Carton volume: 8 FT³ 0.22 MT³	List price										
	OTG11531B		750								
	Black										
	OVERALL DIMENSIONS			SEAT DIMENSIONS			BACK DIMENSIONS				
		W	D	H	W	D	H	W	H		
	IN 25.5	24	42.5	20	17	19-23	19.5	20.5-23.5			
	MM 648	610	1080	508	432	483-584	495	521-597			
	Ergonomic features:			RTA 8			courier			1 per carton	
	A, B, C, D, E, F, G, H, M, N, S										
 Medium Back Operator Unit weight: 46 LB 20.86 KG Carton weight: 46 LB 20.87 KG Carton volume: 6.5 FT³ 0.18 MT³	List price										
	OTG11631B		550								
	Black										
	OVERALL DIMENSIONS			SEAT DIMENSIONS			BACK DIMENSIONS				
		W	D	H	W	D	H	W	H		
	IN 25.5	25	44	20.5	19	18.5-22.5	20	23-24.5			
	MM 648	635	1118	521	483	470-572	508	584-622			
	Ergonomic features:			RTA 8			courier			1 per carton	
	A, B, C, D, G, H, M, N, S										

SODA



model MVL13017

STANDARD FEATURES

- A contemporary, yet retro light lounge series featuring fully upholstered cushions.
- Back design on lounge chair offers flexible movement.
- Generous proportions allow for a variety of seating positions.
- Chair and ottoman are standard with a Chrome frame with clear polycarbonate glides and are suitable for carpet, rubber or concrete flooring.
- Can be upholstered in all Global grade 1 seating textiles or in Luxhide bonded leather (see page 130).
- Compliant with the emissions guidelines set by the GREENGUARD Environmental Institute.
- Limited Lifetime Warranty (5-year exceptions apply - see page 134).
- Weight capacity for this series is 300 lbs.

ALTERNATE TEXTILE OPTIONS

- Graded-in textiles are available. No minimum quantities. Contact Customer Service for pricing.
- Bantam is a durable, bleach cleanable (9:1) vinyl, but due to the stiff nature of the textile, this vinyl is prone to bunching and will not upholster as smoothly as other coverings in this series.

DESCRIPTION

MODEL# / FEATURES



Lounge Chair

Unit weight: 30 LB | 13.6 KG
Carton weight: 37 LB | 16.78 KG
Carton volume: 15.75 FT³ | 0.44 MT³

MVL13017
Luxhide bonded leather
or fabric (previously MVL13017F)

List price

646

Ergonomic features:
M, N

OVERALL DIMENSIONS			SEAT DIMENSIONS			BACK DIMENSIONS	
W	D	H	W	D	H	W	H
IN 27	24	32	27	18	17	22	15.5
MM 686	610	813	686	457	432	559	394

RTA 00

1 per carton



Bench Ottoman

Unit weight: 19 LB | 8.6 KG
Carton weight: 25 LB | 11.34 KG
Carton volume: 10.25 FT³ | 0.29 MT³

MVL13018

List price

494

Ergonomic features:
M, N

OVERALL DIMENSIONS		
W	D	H
IN 27	21	18.75
MM 686	533	476

RTA 00

1 per carton



SODA TABLES



model MVL13016

STANDARD FEATURES

- 1" thick thermally fused laminate top surface with 2mm matching edgeband.
- Tables are standard with a Chrome frame with clear polycarbonate glides and are suitable for carpet, rubber or concrete flooring.
- Top surface available in 14 standard finishes (see page 131).
- Meets applicable ANSI/BIFMA standards.

TABLES

MODEL #

DIMENSIONS IN MM

WEIGHT LB KG

VOLUME FT³ MT³

LIST PRICE

W x D x H

MVL13016
30" round

30 x - x 15.25
762 x - x 387

40
18.14

13
0.36

\$445

MVL13023
30" square

30 x - x 15.25
762 x - x 387

45
20.41

13
0.36

\$445

30" Tables

Shipped assembled in 1 carton.



SPARROW



model OTG10920

STANDARD FEATURES

- Multi-purpose guest/occasional chair.
- Durable welded four-legged steel frame.
- Black mesh back with Black, Quilt (QL10) seat.
- Seat shroud design protects cushion seat pad when stacked.
- Nylon loop arms.
- Black nylon frame features a unique back grid.
- Shipped assembled - 4 per carton.
- Compliant with the emissions guidelines set by the GREENGUARD Environmental Institute.
- Limited Lifetime Warranty (2-year exceptions apply - see page 134).
- Weight capacity for this series is 300 lbs.

DESCRIPTION		MODEL# / FEATURES									
		List price									
	OTG10920	268									
Guest Chair, Mesh Back and Uph Seat Unit weight: 20 LB 9.07 KG Carton weight: 20 LB 9.07 KG Carton volume: 17.5 FT³ 0.49 MT³				OVERALL DIMENSIONS			SEAT DIMENSIONS			BACK DIMENSIONS	
				W	D	H	W	D	H	W	H
				IN 24	21.5	33.5	18	17	18.5	17	15
				MM 610	546	851	457	432	470	432	381
Ergonomic features: M, N		RTA 00		4 per carton (pricing and specifications are for one chair)							

STRADIC



model MVL11860

STANDARD FEATURES

- Tilter chair with a unique design mesh back.
- Standard with height adjustable arms with soft self-skinned urethane (SSU) armcaps that slide forward and backward.
- Dual wheel carpet casters (C1) are standard.
- Air flow mesh back is available in Black only.
- Seating surfaces can be upholstered in all Global grade 1 seating textiles with the exception of Luxhide (see page 130).
- Compliant with the emissions guidelines set by the GREENGUARD Environmental Institute.
- Limited Lifetime Warranty (5-year exceptions apply - see page 134).
- Weight capacity for this series is 300 lbs.

CHAIR ADJUSTMENTS

- Center tilt with upright position tilt lock.
- Tilt tension adjustment.
- Pneumatic seat height adjustment.

OPTIONAL FEATURES

- For hard surface flooring casters, please specify (C9R). Add \$21/set.
- Bantam is a durable, bleach cleanable (9:1) vinyl, but due to the stiff nature of the textile, this vinyl is prone to bunching and will not upholster as smoothly as other coverings in this series.

DESCRIPTION

MODEL# / FEATURES



Tilter, Mesh Back and Uph seat
Unit weight: 35 LB | 15.9 KG
Carton weight: 40 LB | 18.14 KG
Carton volume: 9.5 FT³ | 0.26 MT³

Ergonomic features:
A, B, C, H, M, N, S

List price

MVL11860

515

	OVERALL DIMENSIONS			SEAT DIMENSIONS			BACK DIMENSIONS	
	W	D	H	W	D	H	W	H
IN	25	23.5	35.5	20	17.5	15.5-20.5	18.5	18
MM	635	597	902	508	445	394-521	470	457

RTA 1

1 per carton

SUBURB



model MVL13051



model MVL13052

STANDARD FEATURES

- Canadian made sofa series.
- All models are freestanding.
- Thick, plush cushions are reversible and removable.
- Standard with tapered wood legs in Black finish.
- Arms taper forward and feature a radius end.
- Can be upholstered in all Global grade 1 seating textiles or in Luxhide bonded leather (see page 130).
- Compliant with the emissions guidelines set by the GREENGUARD Environmental Institute.
- Limited Lifetime Warranty (5-year exceptions apply - see page 134).
- Weight capacity for this series is 300 lbs. per seat.

ALTERNATE TEXTILE OPTIONS

- Graded-in textiles are available. No minimum quantities. Contact Customer Service for pricing.

DESCRIPTION

MODEL# / FEATURES

Lounge Chair

Unit weight: 49 LB | 22.3 KG

Carton weight: 59 LB | 26.76 KG

Carton volume: 14.5 FT³ | 0.41 MT³

List price

MVL13051

862

OVERALL DIMENSIONS

W D H

IN 30.25 32.75 31.5

MM 768 832 800

SEAT DIMENSIONS

W D H

IN 21 19.5 17.5

MM 533 495 445

BACK DIMENSIONS

W H

IN 21 14.5

MM 533 368

RTA 00

courier

1 per carton

CANADA

GEORGIAN

Two Seat Sofa

Unit weight: 71 LB | 32.3 KG

Carton weight: 83 LB | 37.65 KG

Carton volume: 24.25 FT³ | 0.68 MT³

List price

MVL13052

1316

OVERALL DIMENSIONS

W D H

IN 52.25 32.75 31.5

MM 1327 832 800

SEAT DIMENSIONS

W D H

IN 43 19.5 17.5

MM 1092 495 445

BACK DIMENSIONS

W H

IN 43 14.5

MM 1092 368

RTA 00

1 per carton

CANADA

GEORGIAN

Three Seat Sofa

Unit weight: 94 LB | 42.7 KG

Carton weight: 108 LB | 48.99 KG

Carton volume: 34.25 FT³ | 0.96 MT³

List price

MVL13053

1767

OVERALL DIMENSIONS

W D H

IN 74.25 32.75 31.5

MM 1886 832 800

SEAT DIMENSIONS

W D H

IN 65 19.5 17.5

MM 1651 495 445

BACK DIMENSIONS

W H

IN 65 14.5

MM 1651 368

RTA 00

1 per carton

CANADA

GEORGIAN

TAMI



model MVL1617



model MVL1616

STANDARD FEATURES

- Canadian made task chairs.
- Hinged back for enhanced comfort.
- Scuff resistant outer back shroud.
- MVL1617 is standard with height adjustable T-arms with self-skinned urethane (SSU) armcaps.
- Dual wheel carpet casters (C65) are standard.
- Can be upholstered in all Global grade 1 seating textiles with the exception of Luxhide (see page 130).
- Compliant with the emissions guidelines set by the GREENGUARD Environmental Institute.
- Limited Lifetime Warranty (5-year exceptions apply - see page 134).
- Weight capacity for this series is 300 lbs.

CHAIR ADJUSTMENTS

- Seat depth adjustment.
- Pneumatic seat height adjustment.

OPTIONAL FEATURES

- For hard surface flooring casters, please specify (C65R). Add \$21/set.
- Bantam is a durable, bleach cleanable (9:1) vinyl, but due to the stiff nature of the textile, this vinyl is prone to bunching and will not upholster as smoothly as other coverings in this series.

DESCRIPTION

MODEL# / FEATURES



Armless Task

Unit weight: 18 LB | 8.2 KG
Carton weight: 21 LB | 9.53 KG
Carton volume: 3.6 FT³ | 0.1 MT³

Ergonomic features:
C, E, M, N

List price

MVL1616

231

OVERALL DIMENSIONS

	W	D	H
IN	18	22	32
MM	457	559	813

SEAT DIMENSIONS

W	D	H
18	16	15.5-20.5
457	406	394-521

BACK DIMENSIONS

W	H
15.5	14
394	356

RTA 2



1 per carton



Task w/Arms

Unit weight: 24 LB | 10.9 KG
Carton weight: 27 LB | 12.25 KG
Carton volume: 4.6 FT³ | 0.13 MT³

Ergonomic features:
C, E, H, M, N

List price

MVL1617

324

OVERALL DIMENSIONS

	W	D	H
IN	22	22	32
MM	559	559	813

SEAT DIMENSIONS

W	D	H
18	16	15.5-20.5
457	406	394-521

BACK DIMENSIONS

W	H
15.5	14
394	356

RTA 2



1 per carton



Height Adjustable T-Arms - 1 pair

Unit weight: 8 LB | 3.6 KG
Carton weight: 10 LB | 4.54 KG
Carton volume: 1.3 FT³ | 0.03 MT³

MVL2784

List price

119

OVERALL DIMENSIONS

	W	D	H
IN	3	10	12
MM	76	254	305

SEAT DIMENSIONS

W	D	H
-	-	-
-	-	-

BACK DIMENSIONS

W	H
-	-
-	-

RTA 00



1 pair per carton (pricing is for the pair, specifications are for one arm)

A black office chair with a mesh backrest and armrests. The chair is shown from a side profile, facing right. It has a five-point base with casters. The backrest is adjustable and has a mesh design. The seat is upholstered in black fabric. The armrests are black and have a curved design. The chair is shown against a white background.

DESCRIPTION

OTG13032

534



Unit weight: 36 LB | 16.32 KG
Carton weight: 36 LB | 16.33 KG
Carton volume: 4.7 FT³ | 0.13 MT³

Ergonomic features:
A, B, C, D, H, L, M, N

- Mesh back synchro-tilter chair.
- Standard with height adjustable T arms with self-skinned urethane (SSU) armcaps.
- Black base with dual wheel carpet casters (C1) is standard.
- Available in Black polyester seat fabric with a Black mesh back.
- Compliant with the emissions guidelines set by the GREENGUARD Environmental Institute.
- Limited Lifetime Warranty (2-year exceptions apply - see page 134).
- Weight capacity for this series is 300 lbs.

- Upright position tilt lock.
- Tilt tension adjustment.
- Height adjustable flexible lumbar support.
- Pneumatic seat height adjustment.

- Hard surface flooring casters (**C9R**) can be purchased separately. Add \$96/set.

	OVERALL DIMENSIONS			SEAT DIMENSIONS			BACK DIMENSIONS	
	W	D	H	W	D	H	W	H
IN	24	24	40	18.5	17	18.5-22.5	17.5	20.5
MM	610	610	1016	470	432	470-572	445	521

RTA 8



1 per carton



ULTRA



model MVL11730



model MVL11743

STANDARD FEATURES

- Canadian made tilter and guest chairs.
- Internal welded steel frame.
- Chrome fixed arms (except armless models) and base.
- Dual wheel carpet casters (C65) are standard (except guest chairs).
- Seating surfaces can be upholstered in Luxhide bonded leather, in various colours (see page 130).
- Compliant with the emissions guidelines set by the GREENGUARD Environmental Institute.
- Limited Lifetime Warranty (5-year exceptions apply - see page 134).
- Weight capacity for this series is 300 lbs.

CHAIR ADJUSTMENTS

- Center tilt with upright position tilt lock.
- Tilt tension adjustment.
- Pneumatic seat height adjustment.

OPTIONAL FEATURES

- For hard surface flooring casters, please specify **(C65R)**. Add \$21/set.
- Optional removable upholstered armcaps are available for tilter models with arms, please order **(MVL11733)**. For graded-in textile pricing, please contact Customer Service.

ALTERNATE TEXTILE OPTIONS

- Graded-in textiles are available. No minimum quantities. Contact Customer Service for pricing.

DESCRIPTION

MODEL# / FEATURES



High Back Tilter w/Arms
Unit weight: 32 LB | 14.5 KG
Carton weight: 44 LB | 19.96 KG
Carton volume: 11 FT³ | 0.31 MT³

MVL11730

List price

699

OVERALL DIMENSIONS

	W	D	H
IN	23.5	24.5	40
MM	597	622	1016

SEAT DIMENSIONS

W	D	H
21	17.5	17.5-22.5
533	445	445-572

BACK DIMENSIONS

W	H
20	21
508	533

Ergonomic features:
A, B, C, M, N, S

RTA 1



1 per carton



Armless High Back Tilter
Unit weight: 28 LB | 12.7 KG
Carton weight: 38 LB | 17.24 KG
Carton volume: 11 FT³ | 0.31 MT³

MVL11732

List price

629

OVERALL DIMENSIONS

	W	D	H
IN	21	24.5	40
MM	533	622	1016

SEAT DIMENSIONS

W	D	H
21	17.5	17.5-22.5
533	445	445-572

BACK DIMENSIONS

W	H
20	21
508	533

Ergonomic features:
A, B, C, M, N, S

RTA 1



1 per carton



Upholstered Armcaps - 1 pair
Unit weight: 0.25 LB | 0.1 KG
Carton weight: 0.75 LB | 0.34 KG
Carton volume: 0.2 FT³ | 0.01 MT³

MVL11733

List price

56

OVERALL DIMENSIONS

	W	D	H
IN	5.5	9.25	0.25
MM	140	235	6

SEAT DIMENSIONS

W	D	H
-	-	-
-	-	-

BACK DIMENSIONS

W	H
-	-
-	-

For models with arms:
MVL11730, MVL11734.

RTA 00



1 per carton (pricing is for the pair, specifications are for one armcap)



Low Back Tilter w/Arms
Unit weight: 35 LB | 15.9 KG
Carton weight: 42 LB | 19.05 KG
Carton volume: 11 FT³ | 0.31 MT³

MVL11734

List price

679

OVERALL DIMENSIONS

	W	D	H
IN	23.5	24.5	38
MM	597	622	965

SEAT DIMENSIONS

W	D	H
21	17.5	17.5-22.5
533	445	445-572

BACK DIMENSIONS

W	H
20	19
508	483




Ergonomic features:
A, B, C, M, N, S

RTA 1



1 per carton



DESCRIPTION		MODEL# / FEATURES																																				
 Armless Low Back Tilter Unit weight: 31 LB 14.1 KG Carton weight: 38 LB 17.24 KG Carton volume: 11 FT³ 0.31 MT³	MVL11735	List price																																				
		615																																				
		<table><tr><th colspan="3">OVERALL DIMENSIONS</th><th colspan="3">SEAT DIMENSIONS</th><th colspan="2">BACK DIMENSIONS</th></tr><tr><th></th><th>W</th><th>D</th><th>H</th><th>W</th><th>D</th><th>H</th><th>W</th><th>H</th></tr><tr><td>IN</td><td>21</td><td>24.5</td><td>38</td><td>21</td><td>17.5</td><td>17.5-22.5</td><td>20</td><td>19</td></tr><tr><td>MM</td><td>533</td><td>622</td><td>965</td><td>533</td><td>445</td><td>445-572</td><td>508</td><td>483</td></tr></table>		OVERALL DIMENSIONS			SEAT DIMENSIONS			BACK DIMENSIONS			W	D	H	W	D	H	W	H	IN	21	24.5	38	21	17.5	17.5-22.5	20	19	MM	533	622	965	533	445	445-572	508	483
		OVERALL DIMENSIONS			SEAT DIMENSIONS			BACK DIMENSIONS																														
			W	D	H	W	D	H	W	H																												
IN	21	24.5	38	21	17.5	17.5-22.5	20	19																														
MM	533	622	965	533	445	445-572	508	483																														
Ergonomic features: A, B, C, M, N, S																																						
<div>RTA 1</div> <div>courier</div> <div>1 per carton</div> <div>CANADA CERTIFIED</div> <div>GREENGUARD</div>																																						
 Medium Back Guest Chair, Cantilever Base Unit weight: 32 LB 14.5 KG Carton weight: 40 LB 18.14 KG Carton volume: 13.25 FT³ 0.37 MT³	MVL11742	List price																																				
		779																																				
		<table><tr><th colspan="3">OVERALL DIMENSIONS</th><th colspan="3">SEAT DIMENSIONS</th><th colspan="2">BACK DIMENSIONS</th></tr><tr><th></th><th>W</th><th>D</th><th>H</th><th>W</th><th>D</th><th>H</th><th>W</th><th>H</th></tr><tr><td>IN</td><td>24.25</td><td>25</td><td>35</td><td>21</td><td>17.5</td><td>18</td><td>21</td><td>17.5</td></tr><tr><td>MM</td><td>616</td><td>635</td><td>889</td><td>533</td><td>445</td><td>457</td><td>533</td><td>445</td></tr></table>		OVERALL DIMENSIONS			SEAT DIMENSIONS			BACK DIMENSIONS			W	D	H	W	D	H	W	H	IN	24.25	25	35	21	17.5	18	21	17.5	MM	616	635	889	533	445	457	533	445
		OVERALL DIMENSIONS			SEAT DIMENSIONS			BACK DIMENSIONS																														
			W	D	H	W	D	H	W	H																												
IN	24.25	25	35	21	17.5	18	21	17.5																														
MM	616	635	889	533	445	457	533	445																														
Ergonomic features: M, N																																						
<div>RTA 00</div> <div></div> <div>1 per carton</div> <div>CANADA CERTIFIED</div> <div>GREENGUARD</div>																																						
 Armless Medium Back Guest Chair, Cantilever Base Unit weight: 26 LB 11.8 KG Carton weight: 32 LB 14.51 KG Carton volume: 13.75 FT³ 0.38 MT³	MVL11743	List price																																				
		669																																				
		<table><tr><th colspan="3">OVERALL DIMENSIONS</th><th colspan="3">SEAT DIMENSIONS</th><th colspan="2">BACK DIMENSIONS</th></tr><tr><th></th><th>W</th><th>D</th><th>H</th><th>W</th><th>D</th><th>H</th><th>W</th><th>H</th></tr><tr><td>IN</td><td>21</td><td>24.75</td><td>35</td><td>21</td><td>17.5</td><td>18</td><td>21</td><td>17.5</td></tr><tr><td>MM</td><td>533</td><td>629</td><td>889</td><td>533</td><td>445</td><td>457</td><td>533</td><td>445</td></tr></table>		OVERALL DIMENSIONS			SEAT DIMENSIONS			BACK DIMENSIONS			W	D	H	W	D	H	W	H	IN	21	24.75	35	21	17.5	18	21	17.5	MM	533	629	889	533	445	457	533	445
		OVERALL DIMENSIONS			SEAT DIMENSIONS			BACK DIMENSIONS																														
			W	D	H	W	D	H	W	H																												
IN	21	24.75	35	21	17.5	18	21	17.5																														
MM	533	629	889	533	445	457	533	445																														
Ergonomic features: M, N																																						
<div>RTA 00</div> <div></div> <div>1 per carton</div> <div>CANADA CERTIFIED</div> <div>GREENGUARD</div>																																						

YOHO



model MVL2789

STANDARD FEATURES

- Canadian made task chairs.
- Thick cushion compound-curved back offers great lumbar support.
- Standard with height adjustable T-arms with durable self-skinned urethane (SSU) armcaps (except armless models).
- Dual wheel carpet casters (C65) are standard.
- Height adjustable chairs are equipped with an adjustable Chrome footrest.
- Seating surfaces can be upholstered in Luxhide bonded leather (various colours) or in all Global grade 1 seating textiles (see page 130).
- Compliant with the emissions guidelines set by the GREENGUARD Environmental Institute.
- Limited Lifetime Warranty (5-year exceptions apply - see page 134).
- Weight capacity for this series is 300 lbs.

CHAIR ADJUSTMENTS

- Seat depth adjustment.
- Pneumatic seat height adjustment.

OPTIONAL FEATURES

- For hard surface flooring casters, please specify (C65R). Add \$21/set.
- Bantam is a durable, bleach cleanable (9:1) vinyl, but due to the stiff nature of the textile, this vinyl is prone to bunching and will not upholster as smoothly as other coverings in this series.

DESCRIPTION

MODEL# / FEATURES

**Medium Back Task w/Arms**

Unit weight: 32 LB | 14.5 KG
Carton weight: 38 LB | 17.24 KG
Carton volume: 5.5 FT³ | 0.15 MT³

List price

MVL2778

Luxhide bonded leather
or fabric

583

OVERALL DIMENSIONS

W D H

IN 24.5 24.5 38
MM 622 622 965

SEAT DIMENSIONS

W D H

19 16 16.5-21.5
483 406 419-546

BACK DIMENSIONS

W H

18 19
457 483

Ergonomic features:
C, E, H, M, N

RTA 2



1 per carton

**Medium Back Armless Task**

Unit weight: 23 LB | 10.5 KG
Carton weight: 29 LB | 13.15 KG
Carton volume: 5.5 FT³ | 0.15 MT³

List price

MVL2779

Luxhide bonded leather
or fabric

483

OVERALL DIMENSIONS

W D H

IN 19 24.5 38
MM 483 622 965

SEAT DIMENSIONS

W D H

19 16.5 16.5-21.5
483 406 419-546

BACK DIMENSIONS

W H

18 19
457 483

Ergonomic features:
C, E, M, N

RTA 2



1 per carton

**Low Back Armless Task**

Unit weight: 23 LB | 10.5 KG
Carton weight: 28 LB | 12.7 KG
Carton volume: 4.7 FT³ | 0.13 MT³

List price

MVL2786

Luxhide bonded leather
or fabric (previously MVL2786F)

373

OVERALL DIMENSIONS

W D H

IN 19 24 34
MM 483 610 864

SEAT DIMENSIONS

W D H

19 16.5 16-21
483 419 406-533

BACK DIMENSIONS

W H

17.5 16
445 406

Ergonomic features:
C, E, M, N

RTA 2



1 per carton

**Low Back Task w/Arms**

Unit weight: 29 LB | 13.2 KG
Carton weight: 34 LB | 15.42 KG
Carton volume: 4.7 FT³ | 0.13 MT³

List price

MVL2789

Luxhide bonded leather
or fabric (previously MVL2789F)

490

OVERALL DIMENSIONS

W D H

IN 24 24 34
MM 610 610 864

SEAT DIMENSIONS

W D H

19 16.5 16-21
483 419 406-533

BACK DIMENSIONS

W H

17.5 16
445 406

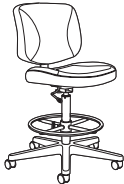



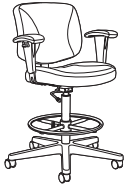







Ergonomic features:
C, E, H, M, N

RTA 2



1 per carton



DESCRIPTION		MODEL# / FEATURES																																				
	Low Back Armless Height Adjustable Task Stool Unit weight: 40 LB 18.2 KG Carton weight: 45 LB 20.41 KG Carton volume: 7 FT³ 0.19 MT³	List price																																				
		MVL2796 579 Luxhide bonded leather or fabric (previously MVL2796F)																																				
		<table><tr><th colspan="3">OVERALL DIMENSIONS</th><th colspan="3">SEAT DIMENSIONS</th><th colspan="2">BACK DIMENSIONS</th></tr><tr><th></th><th>W</th><th>D</th><th>H</th><th>W</th><th>D</th><th>H</th><th>W</th><th>H</th></tr><tr><td>IN</td><td>19</td><td>24</td><td>44</td><td>19</td><td>16.5</td><td>23.5-33.5</td><td>17.5</td><td>16</td></tr><tr><td>MM</td><td>483</td><td>610</td><td>1118</td><td>483</td><td>419</td><td>597-851</td><td>445</td><td>406</td></tr></table>		OVERALL DIMENSIONS			SEAT DIMENSIONS			BACK DIMENSIONS			W	D	H	W	D	H	W	H	IN	19	24	44	19	16.5	23.5-33.5	17.5	16	MM	483	610	1118	483	419	597-851	445	406
		OVERALL DIMENSIONS			SEAT DIMENSIONS			BACK DIMENSIONS																														
			W	D	H	W	D	H	W	H																												
IN	19	24	44	19	16.5	23.5-33.5	17.5	16																														
MM	483	610	1118	483	419	597-851	445	406																														
Ergonomic features: C, E, M, N																																						
<div>RTA 2</div> <div> 1 per carton</div> <div></div> <div></div>																																						
	Low Back Height Adjustable Task Stool w/Arms Unit weight: 46 LB 20.9 KG Carton weight: 50 LB 22.68 KG Carton volume: 7 FT³ 0.19 MT³	List price																																				
		MVL2799 695 Luxhide bonded leather or fabric (previously MVL2799F)																																				
		<table><tr><th colspan="3">OVERALL DIMENSIONS</th><th colspan="3">SEAT DIMENSIONS</th><th colspan="2">BACK DIMENSIONS</th></tr><tr><th></th><th>W</th><th>D</th><th>H</th><th>W</th><th>D</th><th>H</th><th>W</th><th>H</th></tr><tr><td>IN</td><td>24</td><td>24</td><td>44</td><td>19</td><td>16.5</td><td>23.5-33.5</td><td>17.5</td><td>16</td></tr><tr><td>MM</td><td>610</td><td>610</td><td>1118</td><td>483</td><td>419</td><td>597-851</td><td>445</td><td>406</td></tr></table>		OVERALL DIMENSIONS			SEAT DIMENSIONS			BACK DIMENSIONS			W	D	H	W	D	H	W	H	IN	24	24	44	19	16.5	23.5-33.5	17.5	16	MM	610	610	1118	483	419	597-851	445	406
		OVERALL DIMENSIONS			SEAT DIMENSIONS			BACK DIMENSIONS																														
			W	D	H	W	D	H	W	H																												
IN	24	24	44	19	16.5	23.5-33.5	17.5	16																														
MM	610	610	1118	483	419	597-851	445	406																														
Ergonomic features: C, E, H, M, N																																						
<div>RTA 2</div> <div> 1 per carton</div> <div></div> <div></div>																																						
	Height Adjustable T-Arms - 1 pair Unit weight: 8 LB 3.6 KG Carton weight: 10 LB 4.54 KG Carton volume: 1.3 FT³ 0.03 MT³	List price																																				
		MVL2784 119																																				
		<table><tr><th colspan="3">OVERALL DIMENSIONS</th><th colspan="3">SEAT DIMENSIONS</th><th colspan="2">BACK DIMENSIONS</th></tr><tr><th></th><th>W</th><th>D</th><th>H</th><th>W</th><th>D</th><th>H</th><th>W</th><th>H</th></tr><tr><td>IN</td><td>3</td><td>10</td><td>12</td><td>-</td><td>-</td><td>-</td><td>-</td><td>-</td></tr><tr><td>MM</td><td>76</td><td>254</td><td>305</td><td>-</td><td>-</td><td>-</td><td>-</td><td>-</td></tr></table>		OVERALL DIMENSIONS			SEAT DIMENSIONS			BACK DIMENSIONS			W	D	H	W	D	H	W	H	IN	3	10	12	-	-	-	-	-	MM	76	254	305	-	-	-	-	-
		OVERALL DIMENSIONS			SEAT DIMENSIONS			BACK DIMENSIONS																														
			W	D	H	W	D	H	W	H																												
IN	3	10	12	-	-	-	-	-																														
MM	76	254	305	-	-	-	-	-																														
Ergonomic features: C, E, H, M, N																																						
<div>RTA 00</div> <div> 1 pair per carton (pricing is for the pair, specifications are for one arm)</div> <div></div> <div></div>																																						

ZIM



model OTG11351G

STANDARD FEATURES

- High back synchro-tilter chair with wrap around mesh design.
- Standard with height adjustable T arms with self-skinned urethane (SSU) armcaps.
- Available in Black polyester fabric seat with mesh back in Black (B) or Grey (G).
- Black base with dual wheel carpet casters (C1) is standard.
- Compliant with the emissions guidelines set by the GREENGUARD Environmental Institute.
- Limited Lifetime Warranty (2-year exceptions apply - see page 134).
- Weight capacity for this series is 300 lbs.

CHAIR ADJUSTMENTS

- Synchro tilt with multi position tilt lock.
- Automatic tilt tension adjustment.
- Seat depth adjustment.
- Pneumatic seat height adjustment.

OPTIONAL FEATURES

- Hard surface flooring casters (**C9R**) can be purchased separately. Add \$96/set.

DESCRIPTION

MODEL# / FEATURES



High Back Weight Sensing Synchro-Tilter
Unit weight: 37.5 LB | 17 KG
Carton weight: 44 LB | 19.96 KG
Carton volume: 5.75 FT³ | 0.16 MT³

MODEL# / FEATURES		List price								
		519								
		OVERALL DIMENSIONS			SEAT DIMENSIONS			BACK DIMENSIONS		
		W	D	H	W	D	H	W	H	
	IN	26	24.5	43	19.5	18	18.5-22.5	18	22.5	
	MM	660	622	1092	495	457	470-572	457	572	
Ergonomic features:		RTA 8			courier			1 per carton		
B, C, E, H, L, M, N										