

Ionic Quick Assembly Height Adjustable Tables

Ionic™ quick assembly height adjustable tables are an effective option for workplace wellness programs. They encourage users to move freely and ergonomically between sitting and standing throughout the day, increasing productivity and promoting healthy work habits without work interruption. Height adjustable tables can be used stand-alone or in conjunction with freestanding desking products.



Quick Assembly Instructions

Leg columns, support beam and motors are all preassembled. Unfold leg columns. Attach feet and worksurface support to base. Fasten assembly to top. Plug in connections and start to use.



Features | Benefits

- Quick assembly base design allows user to be operational in 15 minutes or less
- 2-stage base with height range of 28.1" to 46.7"H including 1" thick top
- Each leg column is powered by its own motor, kept synchronized by the control box
- Telescopic support beam accommodates top widths from 44" to 76" wide x 23" to 29" deep
- Return kits can be added to create L-shaped configurations
- Easy to use up-down controller with digital read-out and four memory programmable positions
- 265 lbs. lift capacity
- Anti-collision sensor
- Travel speed 1.2" per second
- 16 standard laminate finish options
- 1" thick thermally fused laminate tops with 2mm matching edgeband
- Tungsten finish base
- Standby power consumption 0.1W, active power consumption 220W
- Meet ANSI/BIFMA X5.5
- ETL/CETL and Greenguard Certified

Model # Width Depth

Model #	Width	Depth
ML48242QHT	46"	23"
ML60242QHT	58"	23"
ML72242QHT	70"	23"
ML60302QHT	58"	29"
ML72302QHT	70"	29"



OfficestoGo

officestogo.com

Ionic Quick Assembly Height Adjustable Tables

Surface

High performance thermally fused laminate tops, 1" thick with matching 2mm edge banding

Telescopic frame accommodates 46" to 76" widths in 1mm increments

Steel tube

3.3" x 2.1"

Height range

28.1" to 46.7" with 1" top

Travel speed 1.2"/second

Controller

Easy to use digital read-out with four memory positions


Motors

2-stage, dual motors


Foot

Low profile, flat foot design, no cross bar


Anti-collision sensor



ACJ Absolute Acajou



ASN Asian Night




AWC Avant Cherry




AWH Avant Honey




CMB Clear Maple



DES Dark Espresso




DWT Designer White



HGT Hayden Grey




NBL Noce Biondo




NGL Noce Grigio




NEL Noce Leggero



NML Noce Medio



SKC Shaker Cherry



TWL Tiger Walnut



WHC White Chocolate



WCR Winter Cherry



OfficestoGo

officestogo.com