

NEWLAND

Newland™ - simple and modular components that combine classic design, quality and value to support a wide range of workspace applications. From private offices to open plan, meeting and training spaces, Newland offers functional and practical desking solutions that will stand the test of time.



features + benefits


- simple to create workstations to suit your needs
- ease of assembly built into design with metal-to-metal connectors
- 10 standard laminate finish options
- 1" thick thermally fused laminate tops with 2mm matching edgeband
- metal legs are available in Black, Designer White or Tungsten
- Silver finish handles and locks
- leveling glides are standard on all floor units
- Canadian made and backed by Offices to Go's limited warranty
- GREENGUARD certified




ACJ Absolute Acajou



ASN Asian Night



DES Dark Espresso



DWT Designer White



NBL Noce Biondo



NGL Noce Grigio




NEL Noce Leggero



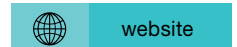
NML Noce Medio



WHC White Chocolate



WCR Winter Cherry



NEWLAND

TABLE DESKS



**rectangular table
+ modesty panel**
36-72W x 24D
60-72W x 30D



rectangular return
30-54W x 24D

DESKS



bow front desk
72W x 42D



rectangular desk
60-72W x 30D
or 72W x 36D

ISLANDS



island with modesty panel
66W x 30D
or 72W x 36D



**rectangular island
+ modesty panel**
42 or 48W x 24D

RETURNS



return
30-48W x 24D

BRIDGES



bridge + bridge top
36-48W x 24D

CREDENZAS



credenza
66 or 72W x 24D



**extended corner
credenza - left or right**
66 or 72W x 36D

HUTCHES



hutch + door kits
66 or 72W x 36H



hutch + door kits
36W x 36H

WARDROBES



**personal wardrobe
- left or right**
18W x 66H

PEDESTALS



**BBF, FF + HBF
pedestals**
16W x 23D



**BBF + BF Mobile
pedestals**
16W x 23D

STORAGE UNITS



**lateral files with
or without tops**
36W



**storage cabinet
with or without tops**
36W



**multi-storage with
or without tops**
36W

BOOKCASES



bookcase
30W x 49H
or 30W x 66H

PANELS + ACCESSORIES



**fabric panel +
freestanding or
mobile foot kit**
36 or 48 or 60W x 66H

BOARDROOM FURNITURE



42" round table
42 DIA



**boat shaped
conference table**
1 pc top - 96W



**boat shaped
conference table**
2 pc top - 120 or 144W

RECEPTION DESKS



reception desk

HEIGHT ADJUSTABLE TABLES



**3-stage
rectangular table**
48-72W x 23 or 29D



3-stage return kit



personal table

TRAINING TABLES



flip-top table
48-72W x 24D

MULTI-PURPOSE TABLES



**X-base tables
- round or square**
30-42"W x 22"H
30-42"W x 29"H
30-36"W x 36"H
30-36"W x 42"H