

PASHLEY

Pashley™ combines simplicity and elegance with superior strength + stability. As a desk or a small meeting table, it offers a mid-century modern vibe that adapts well in professional or home office spaces.



features + benefits

- 1" thick thermally fused laminate top with 2mm matching edgeband, available in 14 standard finishes
- metal tapered legs and frame in a highly durable powder coated paint in flat Pearl colour
- available in 3 widths (48", 60" or 72") and 2 depths (24" or 30")
- self-leveling glides
- easy to assemble
- meets applicable ANSI/BIFMA X5.5 standards
- laminate tops are backed by OTG's Limited Lifetime Warranty
- GREENGUARD certified



website



PASHLEY

top surface

high performance thermally fused laminate top, 1" thick with matching 2mm edgebanding



legs

metal tapered angled legs finished in a highly durable powder coated paint in flat Pearl color

self-leveling glides

metal support frame

supports the underside of the surface and connects the legs to ensure structural integrity



ACJ Absolute Acajou



ASN Asian Night




AWC Avant Cherry



AWH Avant Honey




CMB Clear Maple



DES Dark Espresso




DWT Designer White



HGT Hayden Grey




NBL Noce Biondo



NGL Noce Grigio




NEL Noce Leggero



NML Noce Medio



WHC White Chocolate



WCR Winter Cherry

