









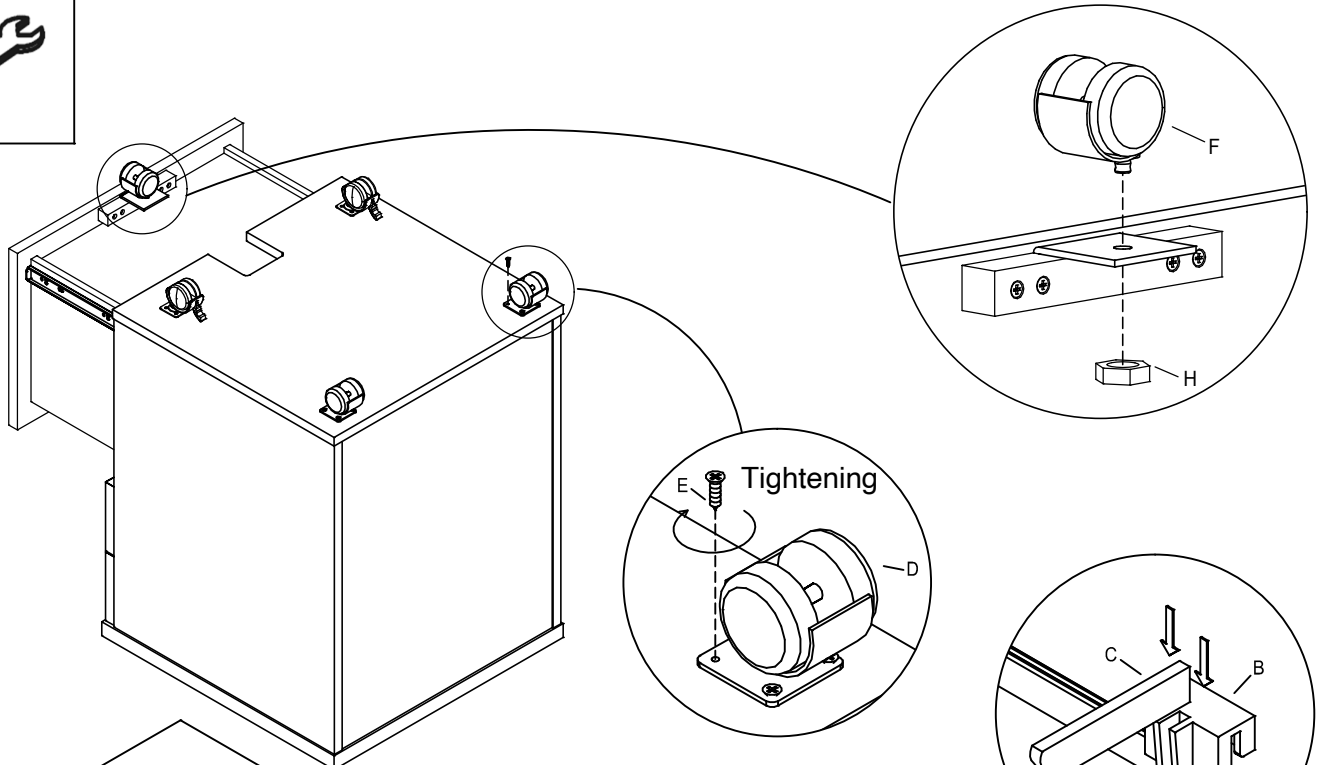


## Mobile Box/Box/File Pedestal

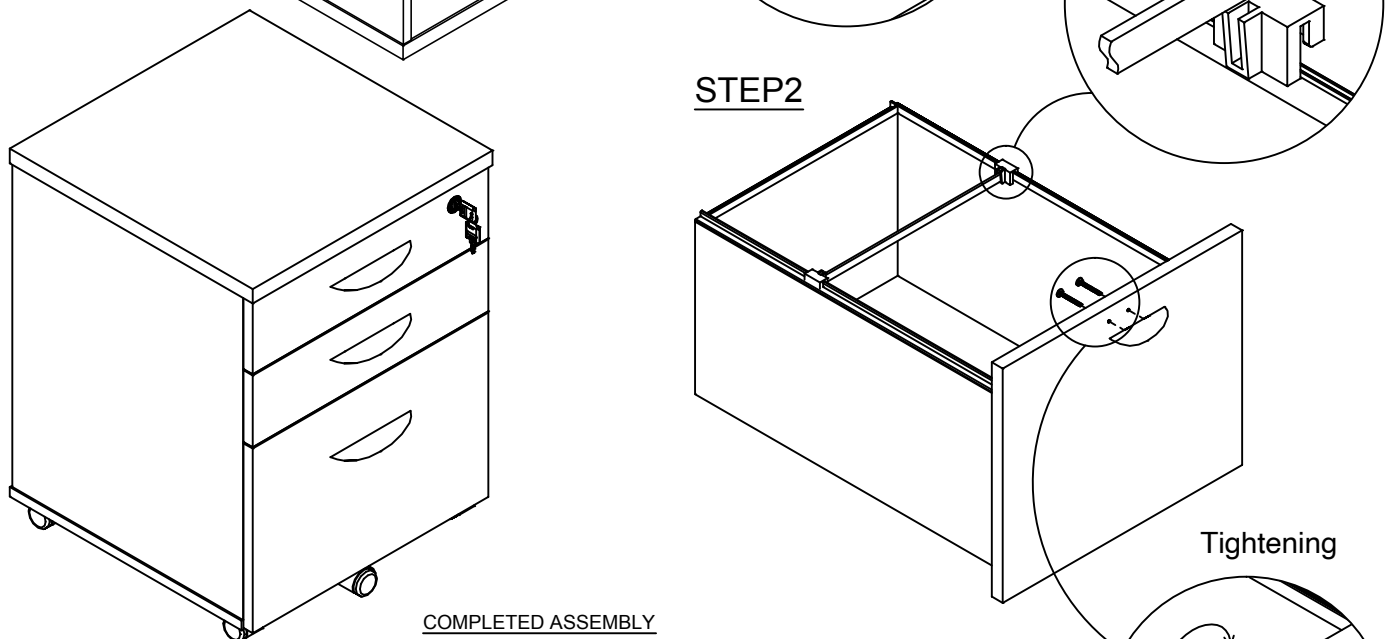
LO2/08-22

<b>A</b>  96mm Metal Scallop Shape Handle 3 Sets	<b>B</b>  File Clip 2+1Pcs	<b>C</b>  300*15*3mm Bar 1 Pcs	<b>D</b>  Casters H55mm 2 Pcs	<b>E</b>  Screw #4*14 16+4Pcs	<b>F</b>  1pc	<b>G</b>  Casters With Lock 2 Pcs	<b>H</b>  1pc	<b>I</b>  <b>Keys</b> <b>1Set</b>
<b>J</b>  1pc								

### STEP1



### STEP2



COMPLETED ASSEMBLY

### IMPORTANT NOTE:

- It is advisable to assemble unit on a carpet to avoid scratch.
- Check to be sure that you have all parts and hardware.
- Don't tighten all screws/bolts until all completely assembled.
- It is recommended to require 2 persons to complete the assembling.