







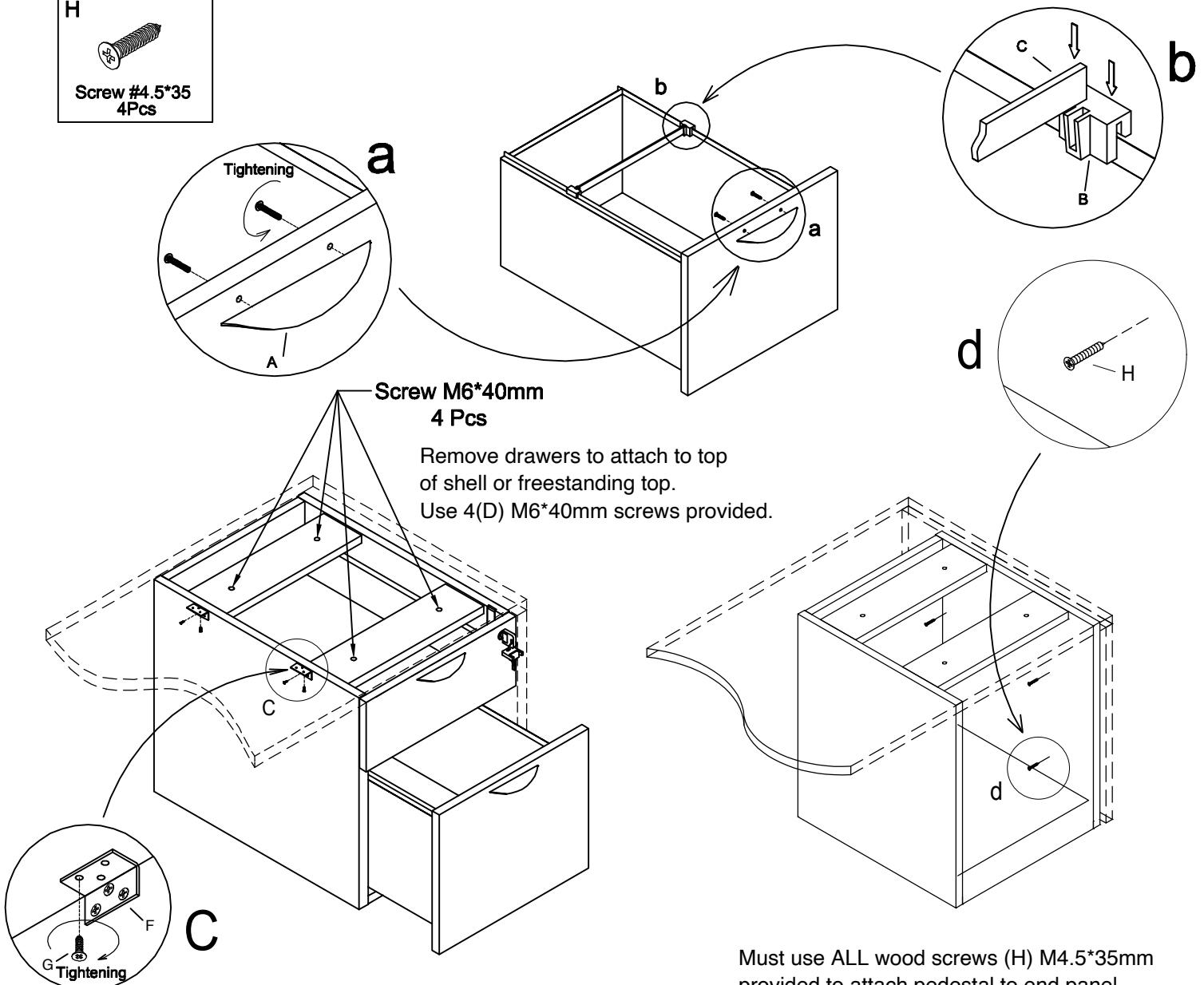


Box/File Pedestal

LO2/08-22

HANDLE	TUN001FC	TUN002AB	TUN027SC	KEYS	TUN013LB	TUN018SC
A  96mm Metal Handle 2Sets	B  File Clip 2Pcs	C  300*15*3mm Aluminium Bar 1Pcs	D  Screw M6*40mm 4Pcs	E  Keys 1Set	F  L-Bracket 2Pcs	G  Screw #4*5/8" 12Pcs
WOOD SCREW						
H  Screw #4.5*35 4Pcs						



Must use ALL wood screws (H) M4.5*35mm provided to attach pedestal to end panel.
Insert drawers to complete assembly.

IMPORTANT NOTE:

- It is advisable to assemble unit on a carpet to avoid scratch.
- Check to be sure that you have all parts and hardware.
- Remove drawers to attach to top of shall or freestanding top.
- Use four screws provided.
- Don't tighten all screws/bolts until all completely assembled.
- It is recommended to require 2 persons to complete the assembling.